

nienkämper

VOX[®] CONFERENCE

DUO, TRI, QUAD BASE TABLES



2026

Prices include freight charges, blanket wrapped, dock delivered, from the manufacturing source to any location in the contiguous United States. Packing and/or crating are available, if required, upcharges apply.

HOW TO ORDER VOX® CONFERENCE TABLES

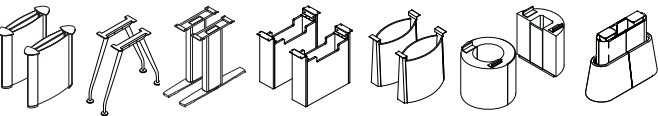
Vox® Conference Tables- Designed for versatility and style, Vox tables are available in a wide range of shapes and sizes to complement any meeting space. Standard heights are 28½" or 29", and the collection can be customized to meet unique requirements. For assistance, contact your local Nienkämper Sales Representative or Customer Service at **800.668.9318**.

SELECT SHAPE



Use the table of contents, or simply flip through the Conference Tables section of the Planning Guide to select a table shape that is suitable. To help find a shape, a small outline of the top is provided in the upper corner of each page.

SELECT BASE OPTION



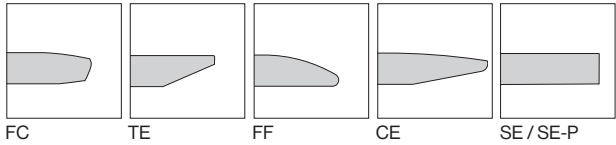
There are seven distinct base designs for each table shape that offer both aesthetic and functional benefits. Each base design is listed by model number for every top shape with options and choices for base finishes. For the Duo, Tri, Quad, Access, Tower and Drum Bases, a wood or plastic laminate finish must be selected, see page 8-11. If not specified otherwise, base finish will match top finish. Pages 17-23 illustrates the features of each base in detail and describes how wiring is accommodated.

SELECT SIZE AND MODEL NUMBER

L"	x	D"	Suggested Seating Capacity*	Top Finish	Top Sections	Model Number
120		42	8 - 10		2	51309/

Select the table size, from as small as 72" x 36" to as large as 240" x 84". Seating capacity is listed and can aid in determining the size required. Select a wood veneer or wood laminate option for your top.

SELECT EDGE PROFILE



Edge profiles can be specified for nearly any table shape. A small profile drawing appears at the top of each page, along with a two- or three-letter code indicating which edge profiles pair best with each top. Add this code to the end of the model number when specifying. For profile photos and scaled drawings, refer to page 13

SELECT VENEER AND FINISH

If a wood veneer top was chosen, a species and finish must be selected. Page 8 describes all wood veneer options.

SELECT LAMINATE

If a laminate top is preferred, Nienkämper offers a variety of wood grain and solid color laminates to choose from. Refer to pages 9-11 for a complete listing as well as instructions for customer specified laminates. Wood edges on wood grain laminate tops are selected to most closely resemble both the species and color of the laminate. Facet and Taper edge profiles are available with laminate tops.

ALUMINUM FINISH

Aluminum finishes must be specified for T-Base, Duo style bases, Access Base trim (if applicable), Forums and Accessories.

SELECT FORUMS (POWER / CONNECTIVITY SOLUTION)

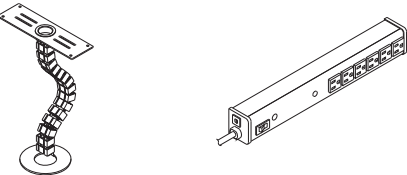


Vox® Forums provide a large variety of options for simple to complex connectivity requirements. Pages 216-245 describe these products and their features. Pages 219-221 show Vox Forum placement along the table top for all sizes of tops. Anodized aluminum finishes are listed on page 12.

Power Troughs or Power Drawers can be added to most Vox® Conference Tables providing a full range of Connectivity and Power solutions. Details can be found on pages 246-263.

For further information on Forums, Power Edge, Power Trough and Power Drawer please contact Customer Service at **800.668.9318**.

SELECT ACCESSORIES



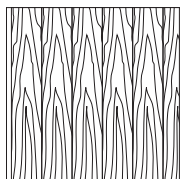
A range of accessories can be specified that will enhance the performance of your Vox® Conference table. All products that relate to wire management can be found on pages 264-277. Accessories, such as table pads and coasters, are also in this section.

All wood surfaces are protected with a durable polyurethane clear lacquer with UV inhibitor. This finish is known for its exceptional durability, as well as abrasion, chemical, impact and scratch resistance. Standard sheen level is 45 degrees. Optional matte, 5, 10 and 35 degree sheen levels are available on request at no additional cost.

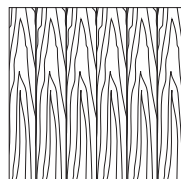
Wood Species	Order Code	Veneer/Stain	Upcharge
Maple	F-01	Natural Maple	No upcharge applies.
	F-02	Natural Curly Maple - Rotary Cut	Add 15%.
	F-03	Natural Bird's Eye Maple - Rotary Cut	Call Customer Service for pricing.
	F-04	Maple Stained Pear	No upcharge applies.
Cherry	F-05	Natural Cherry	No upcharge applies.
	F-06	Standard Cherry	No upcharge applies.
	F-07	Cherry Stained Amber	No upcharge applies.
	F-08	Cherry Stained Auburn	No upcharge applies.
	F-09	Cherry Stained Burgundy	No upcharge applies.
Mahogany	F-10	Light Mahogany	No upcharge applies.
	F-11	Medium Mahogany	No upcharge applies.
	F-12	Dark Mahogany	No upcharge applies.
	F-13	Red Mahogany	No upcharge applies.
Anagre	F-14	Natural Figured Anagre - Qtr. Cut Book-Match	Add 15%.
	F-15	Figured Anagre Stained Amber - Qtr. Cut Book-Match	Add 15%.
Sycamore	F-16	Natural Figured Sycamore - Qtr. Cut Book-Match	Add 15%.
Walnut	F-17	Burnt Walnut	No upcharge applies.
	F-19	Natural Walnut- Flat Cut Book-Match	No upcharge applies.
	F-19FM	Natural Walnut- Flat Cut Book-Match (matte sheen)	No upcharge applies.
	F-27F	Creamy Walnut- Flat Cut Book-Match (10° sheen)	No upcharge applies.
	F-27R	Creamy Walnut - Rift Cut Slip-Match (10° sheen)	Add 5%
	F-28	Tawny Walnut	No upcharge applies.
	F-31FM	Autumn Walnut- Flat Cut Book-Match (matte sheen)	No upcharge applies.
	F-31RM	Autumn Walnut - Rift Cut Slip-Match (matte sheen)	Add 5%
Oak	F-18F	Natural White Oak - Flat Cut Book-Match (10° sheen)	No upcharge applies.
	F-18R	Natural White Oak - Rift Cut Slip-Match (10° sheen)	Add 5%
	F-26	Charcoal Ash On Oak- Flat Cut Book- Match (10° sheen)	No upcharge applies.
	F-29F	Smoky Oak - Flat Cut Book-Match	No upcharge applies.
	F-29R	Smoky Oak - Rift Cut Slip-Match	Add 5%
	F-29FM	Smoky Oak - Flat Cut Book-Match (matte sheen)	No upcharge applies.
	F-29RM	Smoky Oak - Rift Cut Slip-Match (matte sheen)	Add 5%
	F-30FM	Whisper White Oak - Flat Cut Book-Match (matte sheen)	No upcharge applies.
	F-30RM	Whisper White Oak - Rift Cut Slip-Match (matte sheen)	Add 5%
	F-32FM	Cotton White Oak - Flat Cut Book-Match (matte sheen)	No upcharge applies.
	F-32RM	Cotton White Oak - Rift Cut Slip-Match (matte sheen)	Add 5%
Sapele – Ribbon Stripe	F-20	Natural Ribbon Strip Sapele - Qtr. Cut Slip-Match	No upcharge applies.
Moabi (Cherry substitute)	F-21	Natural Moabi - Quarter - Qtr. Cut Book-Match	No upcharge applies.
Cape Coast Walnut	F-22	Dark Cape Coast Walnut - Qtr. Cut Slip-Match	No upcharge applies.
	F-23	Natural Cape Coast Walnut - Qtr. Cut Slip-Match	No upcharge applies.
	F-23	Natural Cape Coast Walnut - Qtr. Cut Slip-Match	No upcharge applies.
Ash	F-25	Slate Gray Ash - Qtr. Cut Slip-Match	No upcharge applies.

Nienkämper products utilize the best quality veneers available, and, combined with Nienkämper's patented veneering systems, create work environments of incredible quality and beauty.


All veneer furniture comes standard with flat cut book-match veneer; flat cut slip-match veneer can also be specified. Quarter cut slip-match and quarter cut book-match veneers are available at a 5% upcharge. Figured Anagre and Figured Sycamore veneers are Quarter cut book-matched. Bird's Eye Maple and Curly Maple are rotary cut. Facet Edge, Taper edge, Flowform, Camber and Self edge tops with veneer are manufactured with a solid wood edge. All edges are then veneer wrapped to create a seamless profile top.




Standard V1
Flat Cut Book-Match



Flat Cut Slip-Match V2



Quarter Cut Slip-Match V3
Add 5%



Quarter Cut Book-Match V4
Add 5%

P-LAM

Wood grain plastic laminate surfaces are available on table tops with Facet, Taper and Self edges.

These tops are manufactured with a solid wood edge that is applied prior to the laminate top surface. This method conceals the thickness of the wood edge, while providing the durability required. Wood edges are selected that most closely resemble both the species and the color of the laminate chosen

Nienkämper has pre-selected a number of standard wood grain plastic laminates that represent a cross section of both color and species. Simply include the order code with the model number to make these selections. Alternatively wood grain plastic laminates selected outside of Nienkämper's standard selection can be made by specifying the manufacturer as well as the description and model number of the laminate at the time of order.

Wood Grain Plastic Laminate Surfaces	Order Code	Manufacturer #	Finish
Hardrock Maple	WL2	Pionite WM791-SD	Textured/Suede
Monticello Maple	WL5	Wilsonart 7925-38	Fine Velvet Texture
Fusion Maple	WL13	Wilsonart 7909-60	Matte
New Age Oak	WL14	Wilsonart 7938-38	Fine Velvet Texture
Wild Cherry	WL18	Wilsonart 7054-60	Matte
River Cherry	WL19	Wilsonart 7937-38	Fine Velvet Texture
Montana Walnut	WL20	Wilsonart 7110T-78	Fine Grain
Skyline Walnut	WL26	Wilsonart 7964K-12	Soft Grain
Continental Walnut	WL-29	Wilsonart 8232K-05	Timbergrain
Neo Walnut	WL-30	Wilsonart 7991-38	Fine Velvet Texture
Walnut Heights	WL-31	Wilsonart 7965K-12	Soft Grain
Grayed Oak	WL-32	Formica 5791-PG	Pure Grain Texture
Millennium Oak	WL-33	Formica 5887-58	Matte
Aged Ash	WL-34	Formica 8844-WR	Woodbrush
Lowell Ash	WL-35	Wilsonart 7994-38	Fine Velvet Texture
Natural Ash	WL-36	Formica 8843-WR	Woodbrush
Norwegian Ash	WL-37	Wilsonart 8241-38	Fine Velvet Texture
Weathered Ash	WL-38	Formica 8842-WR	Woodbrush
Smoky Brown Pear	WL-39	Formica 5488-26	Oiled Wood
Studio Teak	WL-40	Wilsonart 7960K-18	Linearity
Fawn Cypress	WL-41	Wilsonart 8208K-16	Casual Rustic
Landmark Wood	WL-42	Wilsonart 7981K-12	Soft Grain
Natural Cerise	WL-43	Formica 8863-58	Matte
Natural Recon	WL-44	Wilsonart 7996-38	Fine Velvet Texture
Pecan Woodline	WL-45	Formica 5883-58	Matte

To specify the wood grain laminate required simply add the Order Code WL_ to the model number of the product.

Samples and specific technical data is available from your local sales representative or by contacting Nienkämper's Customer Service department at **800.668.9318**.

P-LAM

COLORED P-LAM


Both Taper and Self edge profiles are available with a colored laminate top.

Laminate edging on Taper tops. Edging will match the top surface and is applied before the surface laminate. By applying the laminate in this way, the seam is positioned horizontally, which makes it much less conspicuous and more durable.


Wood edging on Self and Taper Edge tops are applied before the laminate. By applying the wood edge in this way, the wood edge thickness is concealed, while providing the durability required. Wood species and finishes for edging can be selected from page 8.

For laminates specified outside of Nienkämper's standard selection, specify the manufacturer as well as the description and model number of the laminate selected at the time of order. For Facet edge tops, the laminate must be a post-forming grade.

Translucent edging on Self and Taper edge tops is applied after the surface laminate. The translucent edge is very durable. Clear translucent edge provides a good match with most white-colored laminates, while a silver translucent edge provides a metallic look and contrast to colored plastic laminates.




P-Lam top & Self edge



P-Lam top & Translucent Self edge



Wood Grain P-Lam top & silver Translucent Self edge



P-Lam top & solid wood Facet edge

*An unavoidable, thin dark line will be visible when specifying a matching p.lam edge. This is more pronounced with light colored laminates

Colored Plastic Laminates Surface	Order Code	Manufacturer #	Finish
Gray (Nienkämper - Light Gray/Putty)	CL-01	Wilsonart 1500-60	Matte
Platinum Gray (Nienkämper - Medium Gray/Clay)	CL-02	Nevamar S6023T	Textured
Slate Grey (Nienkämper - Dark Gray)	CL-03	Wilsonart D91-60	Matte
Black	CL-04	Wilsonart 1595-60	Matte
Angel White	CL-05	Pionite SW-826SD	Textured/ Suede
Frosty White	CL-06	Wilsonart 1573-60	Matte
White (for writable surface)	Contact customer service for details 800.668.9318		Gloss

Add the order code behind the edge profile when specifying.

P-LAM

FINGERPRINT RESISTANT P-LAM

Fingerprint Resistant Plastic Laminate is an innovative material created for interior design applications and is suitable for both vertical and horizontal interior applications on our Nienkämper furniture.

The external surface of Fingerprint Resistant Plastic Laminate involves the use of nanotechnology made possible by next generation acrylic resins.

The unique composition offers extraordinary features coupled with a unique user experience. These include an ultra matte surface (eliminating glare), an ultra sofa feel, an anti-fingerprint surface, thermal healing of micro-scratches, increased durability as well as anti-bacterial and mold-resistant properties.

Edgeband matching all Fingerprint Resistant Plastic Laminate colors is only available when specifying a Taper edge. For Self edge tops 1" and 1 1/4" thick, matching edgeband are only available in Black (RL-01) and White (RL-03). When a matching edgeband is not available, the specified surface laminate is used on the edge. **Contact Customer Service for more details 800.668-9318.**

There is a 20% upcharge on our standard plastic laminate table pricing for Fingerprint Resistant Plastic Laminate.

Colored "Fingerprint Resistant" Plastic Laminate Surface	Order Code	Finish
Black	RL-01	Matte
Gray	RL-02	Matte
White	RL-03	Matte
Sand	RL-04	Matte
Brown	RL-05	Matte
Clay	RL-06	Matte
Beige	RL-07	Matte
Ash	RL-08	Matte
Smoke	RL-09	Matte

Edgeband to Match with Colored "Fingerprint Resistant" Plastic Laminate	Thickness	Order Code
Black	3/4", 1", 1-1/4"	RE-01
Gray	3/4"	RE-02
White	3/4", 1", 1-1/4"	RE-03
Sand	3/4"	RE-04
Brown	3/4"	RE-05
Clay	3/4"	RE-06
Beige	3/4"	RE-07
Ash	3/4"	RE-08
Smoke	3/4"	RE-09

ALUMINUM/PAINT FINISHES - VOX®

ALUMINUM FINISHES

Anodized Aluminum Finishes	Order Code
Silver	AL-01
Champagne	AL-02
Light Bronze	AL-03
Bronze	AL-04
Black	AL-06

Simply specify the finish of choice when placing your order. Note upcharges may apply for non-standard finishes. Anodized aluminum and paint finish samples are available from your local sales representative or by calling Nienkämper's Customer Service department, at **800.668.9318**.

PAINT FINISHES

Some Vox® components are painted.

Paint finishes are generally used when anodizing is not an option, (i.e. castings). While color matching is close, it is impossible to match exactly the qualities of anodizing with paint finishes.

Standard Paint	Order Code
Silver	SP-01
Champagne	SP-02
Light Bronze	SP-03
Angel White	SP-04
Frosty White	SP-05
Black	SP-06

Metallic Paint	Order Code
Silver Metallic	MP-01
Champagne Metallic	MP-02
Light Bronze Metallic	MP-03

Powder Coat Paint	Order Code
Nienkämper Silver	PC-01
Champagne	PC-02
Light Bronze	PC-03
Standard Bronze	PC-04
Black Jack	PC-06
Warm White	PC-07
Red	PC-09
Cool White	PC-12
Pure Orange	PC-14
Lime	PC-16
Sky Blue	PC-17
Cobalt Blue	PC-18
Charcoal Gray (Matte)	PC-22
Matte Red Clay	PC-24
Cream	PC-25
Mulberry	PC-26
Forest Green (Matte)	PC-27
Mustard (Matte)	PC-28

EDGE DETAILS - CONFERENCE TABLES

Conference tables with tops that are 1 1/4" thick have 5 edge profiles to choose from.

To select:

Facet Edge add "FC" after the table model number

Taper Edge add "TE" after the table model number

Flowform Edge add "FF" after the table model number

Camber Edge add "CE" after the table model number

Self Edge add "SE" or "SE-P" (exposed plywood edge) after the table model number

Flowform Edge and Camber Edge require a 5% upcharge

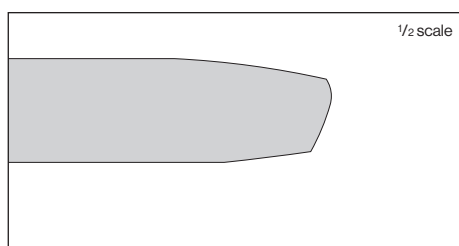
Flowform and Camber edged tops are veneer-wrapped, and are not available with plastic laminate

- Rectangle shape, Boat shape, Vista shape and Congress shape tops specified with a Flowform Edge have this edge profile on two sides only, with self edges on the two ends of the top.
- All conference table tops are 1 1/4" thick, edges are manufactured with a profiled solid wood edge.
- Camber edge is standard with an 8" radius corner feature on rectangle, boat, square, and vista shaped tops.

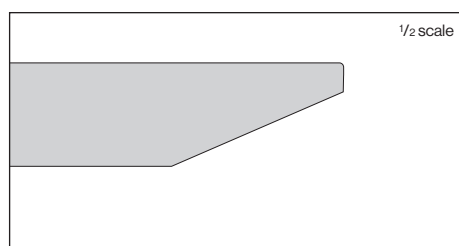
72" x 36" Rectangle top
duo style bases

22033/2TE ← Taper Edge
↑
Wood Top

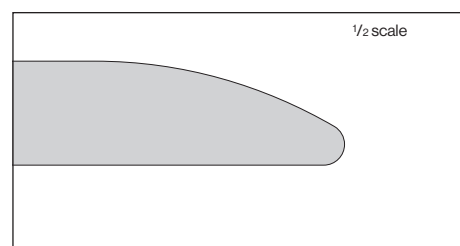
EXAMPLE




Facet Edge "FC"




Taper Edge "TE"




Flowform Edge "FF"



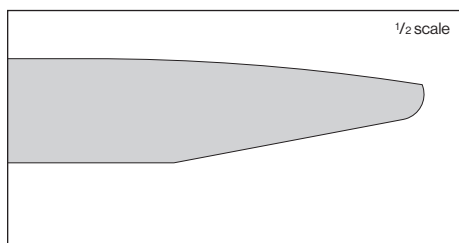
Facet Edge - specify "FC"



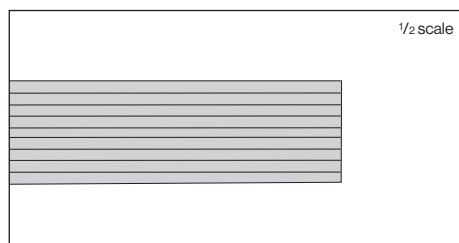
Taper Edge - specify "TE"




Flowform Edge - specify "FF"



Camber Edge "CE"



Self Edge "SE" / Self Edge with Exposed Plywood Core
"SE-P"



Camber Edge - specify "CE"



Self "SE" / Self with Exposed Plywood Core "SE-P"


SPECIAL TOP OPTIONS – VOX® CONFERENCE TABLES

A range of special top options are available for creating unique tables. By adding reveals, stain and veneer combinations personalizing your Vox® conference table has never been easier. Four examples are shown that can be easily included in any of our standard conference tables. Simply specify the option you prefer and Nienkämper's customer service department (**call 800.668.9318**) can provide you with a quotation based on the model of table selected. They will also be happy to help you if a custom combination of veneer and finishes are required.



Option A

Flat cut, Book-matched veneer, Natural finish, 1/4" polished aluminum reveal.




Option B

Flat cut, Book-matched veneer, Natural finish edge, stained center, 1/4" polished aluminum reveal.



Option C

Flat cut, Book-matched veneer (veneer pattern as shown), stained edge, natural finish center, 1/4" polished aluminum reveal.



Option D

Rift cut, Book-matched veneer, Natural finish edge, stained center, 1/4" polished aluminum reveal.

BASE STYLE OPTIONS – VOX® CONFERENCE TABLES

Base Designs

Vox® conference tables offer seven distinct base designs, each combining aesthetic appeal with functional benefits. These base options are available for most top shapes and include a variety of finish choices. All bases are listed by model number for easy reference.

To assist with selection, pages 17-23 provide detailed illustrations and descriptions of each base design along with their wiring capacity.



Vox® Duo Base

The Duo, Tri and Quad base provide ample capacity for storing cabling inside the leg. Available in a range of veneers and stains and anodized finishes.



Vox® Access Base

These bases are designed to manage and conceal cabling while hiding core drills and floor-mounted receptacles for a clean, streamlined look. Available in veneer and plastic laminate with or without aluminum trim—select by model number.



Vox® Tower Base

With a distinctive shape, these bases are designed to manage wiring and conceal core drills and floor-mounted receptacles, while providing generous internal space for cable routing. Available in veneer and plastic laminate. Select by model number.



Vox® Drum Base

Available in 2 styles, Half Drum (shown) or Full Drum bases, both designed to provide generous space for tables with extensive cabling and power needs. The wiring and power cavity is easily accessible—remove the straight panel for the Half Drum style or a section of the base for Full Drum models. Available in various veneers, stains and plastic laminates. Selection is based on model number.

BASE OPTIONS – VOX® CONFERENCE TABLES



Vox® T-Leg Base

The vertical section of the T-Leg base features an integrated channel designed to manage excess cabling and route wires to and from the floor. Available in anodized or polished aluminum—selection determined by model number.



Vox® Taper Base

The very thin profile of the Taper base design is ideal for maximizing space under a table. Available in polished aluminum or silver paint – Select by model number.

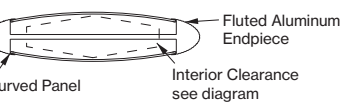


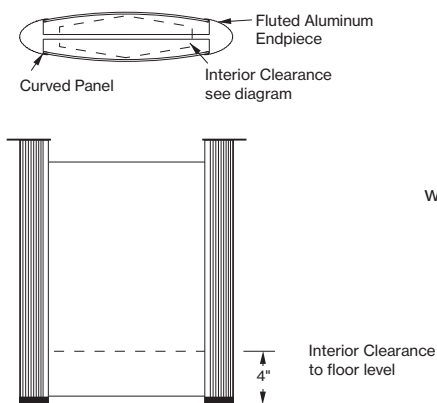
Vox® LCS Base

The LCS effortlessly transitions from sitting to standing height at the push of a button. Cabling is concealed within the Neather wrapped base. Also available as a fixed height. – Select by model number.

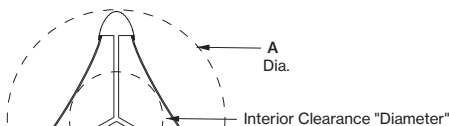
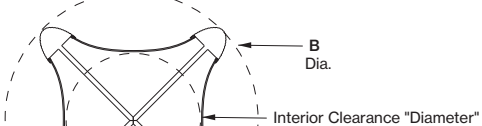
VOX® DUO, TRI, QUAD BASE INTERIOR CLEARANCES

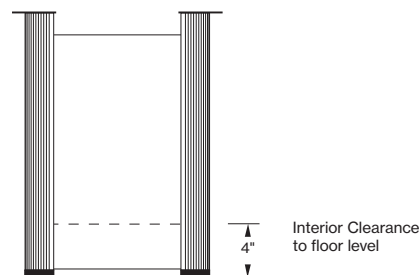
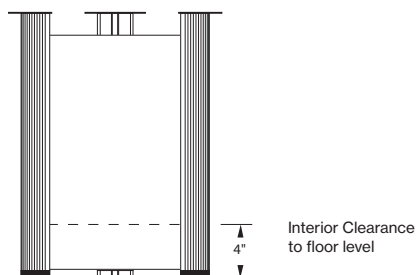
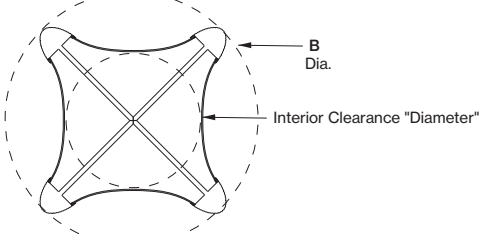
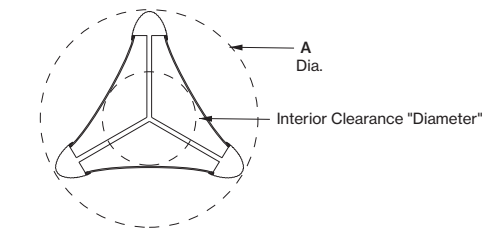
Duo, Tri and Quad Base - These bases provide generous capacity for storing cabling inside the leg, and concealing core drills or floor mounted receptacles. It is possible to position a floor monument directly under a Duo, Tri or Quad base. Refer to the interior clearance dimensions of each base listed. Bases consist of vertical aluminum legs and thin flexible panels which are compressed into curves then eased – without tools – into the legs. Concealed within the base and connecting the vertical legs together is a panel designed to allow excess wire to be wrapped for storage. Flexible panels are available in wood veneer or plastic laminate surfaces while vertical legs are available in Silver, Champagne, Light Bronze, Bronze or Black anodized aluminum finishes. Detailed drawings for all standard Vox tables, including base locations, can be downloaded from www.nienkamper.com

Description	Duo Base Base Width "	Interior Clearance W1"	W2"	L"	Floor Level Clearance"
DUO BASE	22	3½	5	12	4
PLAN VIEW	24	3½	5	14	4
	26	3½	5	16	4
	28	3½	6	18	4
	30	3½	6	20	4
	32	3½	6	22	4
	34	3½	7	24	4
	36	3½	7	26	4
	38	3½	7	28	4
	40	3½	7	30	4



ELEVATION

Description	Description	Tri Base "A" Diameter "	Interior Clearance Diameter "	Floor Level Clearance "
TRIBASE	QUAD BASE	26	9¼	4
PLAN VIEW	PLAN VIEW	28	9½	4
		30	10¼	4
		32	10¼	4
		34	10¼	4
		36	10¼	4



ELEVATION

ELEVATION




Quad Base "B" Diameter "	Interior Clearance Diameter "	Floor Level Clearance "
26	12¼	4
30	13¼	4
36	16¾	4
42	19½	4
48	22½	4
54	25	4
60	30½	4
66	31	4
72	32¾	4

VOX® CONFERENCE TABLES

RECTANGLE SHAPE Design Mark Müller



Specify edge type; add the two letter code after the model number.



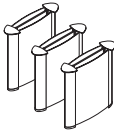
All Rectangular shape table sizes available with optional 6" radius "Soft" corner (must be specified at time of order)

* Based on a chair width of 25".

L" x D"	Sugg Seat Capacity	Top Finish	Top Sections	Model Number	Number of Bases-Size	2 Duo Bases List Price
72 36	4 - 6	Wood	1	22033/2	2-22	6,730
72 36	4 - 6	P-Lam	1	22033/5	2-22	5,790
78 38	4 - 6	Wood	1	22034/2	2-22	7,260
78 38	4 - 6	P-Lam	1	22034/5	2-22	6,205
84 38	6 - 8	Wood	1	20750/2	2-22	7,600
84 38	6 - 8	P-Lam	1	20750/5	2-22	6,445
84 42	6 - 8	Wood	1	22035/2	2-22	8,075
84 42	6 - 8	P-Lam	1	22035/5	2-22	6,820
96 42	6 - 8	Wood	1	22036/2	2-22	8,840
96 42	6 - 8	P-Lam	1	22036/5	2-22	7,400
96 48	6 - 8	Wood	1	22037/2	2-24	9,680
96 48	6 - 8	P-Lam	1	22037/5	2-24	8,075
108 42	6 - 8	Wood	2	22038/2	2-22	9,575
108 42	6 - 8	P-Lam	2	22038/5	2-22	7,935
108 48	8 - 10	Wood	2	20751/2	2-24	10,530
108 48	8 - 10	P-Lam	2	20751/5	2-24	8,705
120 42	8 - 10	Wood	2	22039/2	2-24	11,295
120 42	8 - 10	P-Lam	2	22039/5	2-24	9,515
120 48	8 - 10	Wood	2	22040/2	2-24	12,345
120 48	8 - 10	P-Lam	2	22040/5	2-24	10,320
120 54	8 - 10	Wood	2	20752/2	2-28	13,750
132 48	8 - 10	Wood	2	22041/2	2-24	13,515
132 54	8 - 10	Wood	2	20042/2	2-28	14,940

These models are constructed without support rails – bases are attached directly to tops.

Anodized Aluminum Base Ends



Anodized Aluminum Base Ends



* Based on a chair width of 25".

L" x D"	Sugg Seat Capacity	Top Finish	Top Sections	Model Number	Number of Bases-Size	3 Duo Bases List Price	Model Number	Number of Bases-Size	2 Tri Bases 1 Duo Base List Price
144 48	10 - 12	Wood	2	22043/2	3-24	15,950	51214/2	2-28 dia, 1-26	17,090
144 54	10 - 12	Wood	2	22044/2	3-28	17,345	51215/2	2-30 dia, 1-28	18,510
144 60	10 - 12	Wood	2	20753/2	3-32	18,700	51216/2	2-30 dia, 1-32	19,845
156 48	10 - 12	Wood	2	22045/2	3-24	17,085	51217/2	2-28 dia, 1-26	18,215
156 54	12 - 14	Wood	2	22046/2	3-28	18,635	51218/2	2-30 dia, 1-28	19,555
156 60	12 - 14	Wood	2	20754/2	3-32	20,140	51219/2	2-30 dia, 1-32	21,145
156 66	12 - 14	Wood	3	20755/2	3-34	21,795	51220/2	2-32 dia, 1-34	22,850
168 48	12 - 14	Wood	2	22047/2	3-24	19,130	51221/2	2-28 dia, 1-26	20,260
168 54	12 - 14	Wood	2	22048/2	3-28	20,810	51222/2	2-30 dia, 1-28	21,965
168 60	12 - 14	Wood	2	22049/2	3-32	22,480	51223/2	2-30 dia, 1-32	23,610
168 66	12 - 14	Wood	3	20756/2	3-34	24,280	51224/2	2-32 dia, 1-34	25,325

All table sizes are available with Plastic Laminate top surfaces. To specify, select the desired table size and replace /2' in the wood finish model number with /5'.

VOX® CONFERENCE TABLES

RECTANGLE SHAPE Design Mark Müller



Specify edge type; add the two letter code after the model number.



Facet Edge (FC)



Taper Edge (TE)



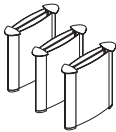
Flowform Edge (FF)
5% upcharge
laminate not available



Camber Edge (CE)
5% upcharge
laminate not available

All Rectangular shape table sizes available with optional 6" radius "Soft" corner (must be specified at time of order)

Anodized Aluminum Base Ends



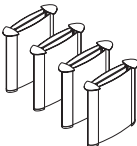
Anodized Aluminum Base Ends



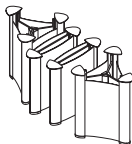
* Based on a chair width of 25".

L" x D"	Sugg Seat Capacity	Top Finish	Top Sections	Model Number	Number of Bases-Size	3 Duo Bases List Price	Model Number	Number of Bases-Size	2 Tri Bases 1 Duo Base List Price
180 48	12 - 14	Wood	3	22082/2	3-24	20,040	51225/2	2-28 dia, 1-26	21,190
180 54	14 - 16	Wood	3	22083/2	3-28	21,870	51226/2	2-30 dia, 1-28	24,525
180 60	14 - 16	Wood	3	22084/2	3-32	23,615	51227/2	2-30 dia, 1-32	24,750
180 66	14 - 16	Wood	3	20757/2	3-34	25,545	51228/2	2-32 dia, 1-34	28,165
180 72	14 - 16	Wood	3	20758/2	3-36	27,380	51229/2	2-34 dia, 1-36	28,590
192 54	14 - 16	Wood	4	22085/2	3-28	23,530	51230/2	2-30 dia, 1-28	24,645
192 60	14 - 16	Wood	4	22086/2	3-32	25,470	51231/2	2-30 dia, 1-32	27,115
192 66	14 - 16	Wood	4	20759/2	3-34	27,575	51232/2	2-32 dia, 1-34	28,615
192 72	14 - 16	Wood	4	20760/2	3-36	29,575	51233/2	2-34 dia, 1-36	30,780
204 54	14 - 16	Wood	4	22087/2	3-28	24,570	51234/2	2-30 dia, 1-28	25,740
204 60	16 - 18	Wood	4	22088/2	3-32	26,620	51235/2	2-30 dia, 1-32	28,285
204 66	16 - 18	Wood	4	20761/2	3-34	28,855	51236/2	2-32 dia, 1-34	29,900
204 72	16 - 18	Wood	4	20762/2	3-36	30,970	51237/2	2-34 dia, 1-36	32,165
204 78	16 - 18	Wood	4	20763/2	3-38	33,060	51238/2	2-36 dia, 1-38	34,250
216 54	16 - 18	Wood	4	22089/2	3-28	26,415	51239/2	2-30 dia, 1-28	27,545
216 60	16 - 18	Wood	4	22090/2	3-32	28,640	51240/2	2-30 dia, 1-32	29,780
216 66	16 - 18	Wood	4	20764/2	3-34	31,055	51241/2	2-32 dia, 1-34	32,085
216 72	16 - 18	Wood	4	20765/2	3-36	33,365	51242/2	2-34 dia, 1-36	34,570
216 78	16 - 18	Wood	4	20766/2	3-38	35,645	51243/2	2-36 dia, 1-38	36,805

Anodized Aluminum Base Ends



Anodized Aluminum Base Ends



* Based on a chair width of 25".

L" x D"	Sugg Seat Capacity	Top Finish	Top Sections	Model Number	Number of Bases-Size	4 Duo Bases List Price	Model Number	Number of Bases-Size	2 Tri Bases 1 Duo Base List Price
228 54	16 - 18	Wood	4	22091/2	4-28	29,255	51244/2	2-30 dia, 2-28	30,380
228 60	16 - 18	Wood	4	22092/2	4-32	31,690	51245/2	2-30 dia, 2-32	32,810
228 66	18 - 20	Wood	4	20767/2	4-34	35,010	51246/2	2-32 dia, 2-34	36,040
228 72	18 - 20	Wood	4	20768/2	4-36	36,795	51247/2	2-34 dia, 2-36	37,975
228 78	18 - 20	Wood	4	20769/2	4-38	39,295	51248/2	2-36 dia, 2-38	40,445
228 84	18 - 20	Wood	4	20770/2	4-40	41,660	51249/2	2-38 dia, 2-40	42,910
240 54	16 - 18	Wood	4	22093/2	4-28	30,935	51250/2	2-30 dia, 2-28	32,065
240 60	18 - 20	Wood	4	22094/2	4-32	33,535	51251/2	2-30 dia, 2-32	34,665
240 66	18 - 20	Wood	4	20771/2	4-34	36,285	51252/2	2-32 dia, 2-34	37,305
240 72	18 - 20	Wood	4	20772/2	4-36	38,990	51253/2	2-34 dia, 2-36	40,215
240 78	18 - 20	Wood	4	20773/2	4-38	41,670	51254/2	2-36 dia, 2-38	42,820
240 84	18 - 20	Wood	4	20774/2	4-40	44,205	51255/2	2-38 dia, 2-40	45,445

All table sizes are available with Plastic Laminate top surfaces. To specify, select the desired table size and replace '1/2' in the wood finish model number with '1/5'.


VOX® CONFERENCE TABLES

BOAT SHAPE Design Mark Müller

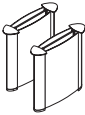


Specify edge type; add the two letter code after the model number.

All Boat shape table sizes available with optional 6" radius
"Soft" corner (must be specified at time of order)



Anodized Aluminum Base Ends

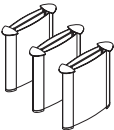


* Based on a chair width of 25".


L" x	D"	Sugg Seat Capacity	Top Finish	Top Sections	Model Number	Number of Bases-Size	2 Duo Bases List Price
72	36	4 - 6	Wood	1	22830/2	2-22	6,820
72	36	4 - 6	P-Lam	1	22830/5	2-22	5,875
78	38	4 - 6	Wood	1	22831/2	2-22	7,400
78	38	4 - 6	P-Lam	1	22831/5	2-22	6,315
84	38	6 - 8	Wood	1	20700/2	2-22	7,710
84	38	6 - 8	P-Lam	1	20700/5	2-22	6,555
84	42	6 - 8	Wood	1	22832/2	2-22	8,235
84	42	6 - 8	P-Lam	1	22832/5	2-22	6,950
96	42	6 - 8	Wood	1	22833/2	2-22	8,995
96	42	6 - 8	P-Lam	1	22833/5	2-22	7,520
96	48	6 - 8	Wood	1	22030/2	2-24	9,910
96	48	6 - 8	P-Lam	1	22030/5	2-24	8,220
108	42	6 - 8	Wood	2	22834/2	2-22	9,780
108	42	6 - 8	P-Lam	2	22834/5	2-22	8,120
108	48	8 - 10	Wood	2	20701/2	2-24	10,780
108	48	8 - 10	P-Lam	2	20701/5	2-24	8,890
120	42	8 - 10	Wood	2	22835/2	2-24	11,520
120	42	8 - 10	P-Lam	2	22835/5	2-24	9,685
120	48	8 - 10	Wood	2	22836/2	2-24	12,600
120	48	8 - 10	P-Lam	2	22836/5	2-24	10,525
120	54	8 - 10	Wood	2	20702/2	2-28	14,055
132	48	8 - 10	Wood	2	22837/2	2-24	13,830
132	54	8 - 10	Wood	2	22838/2	2-28	15,270

These models are constructed without support rails – bases are attached directly to tops.

Anodized Aluminum Base Ends



Anodized Aluminum Base Ends



* Based on a chair width of 25".

L" x	D"	Sugg Seat Capacity	Top Finish	Top Sections	Model Number	Number of Bases-Size	3 Duo Bases List Price	Model Number	Number of Bases-Size	2 Tri Bases 1 Duo Base List Price
144	48	10 - 12	Wood	2	22839/2	2-24, 1-26	16,295	50014/2	2-28 dia, 1-26	17,410
144	54	10 - 12	Wood	2	22840/2	2-24, 1-28	17,730	50015/2	2-28 dia, 1-28	18,875
144	60	10 - 12	Wood	2	20703/2	2-26, 1-32	19,125	50016/2	2-28 dia, 1-32	20,255
156	48	10 - 12	Wood	2	22841/2	2-24, 1-26	17,440	50017/2	2-28 dia, 1-26	18,585
156	54	12 - 14	Wood	2	22842/2	2-24, 1-28	19,040	50018/2	2-28 dia, 1-28	19,960
156	60	12 - 14	Wood	2	20704/2	2-26, 1-32	20,580	50019/2	2-28 dia, 1-32	21,585
156	66	12 - 14	Wood	3	20705/2	2-28, 1-34	22,290	50020/2	2-30 dia, 1-34	23,335
168	48	12 - 14	Wood	2	22843/2	2-24, 1-26	19,510	50021/2	2-28 dia, 1-26	20,665
168	54	12 - 14	Wood	2	22844/2	2-24, 1-28	21,260	50022/2	2-28 dia, 1-28	22,415
168	60	12 - 14	Wood	2	22845/2	2-26, 1-32	22,960	50023/2	2-28 dia, 1-32	24,075
168	66	12 - 14	Wood	3	20706/2	2-28, 1-34	24,805	50024/2	2-30 dia, 1-34	25,865

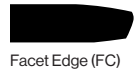
All table sizes are available with Plastic Laminate top surfaces. To specify, select the desired table size and replace '2' in the wood finish model number with '5'.

VOX® CONFERENCE TABLES

RACETRACK SHAPE Design Mark Müller



Specify edge type; add the two letter code after the model number.



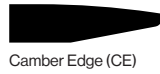
Facet Edge (FC)



Taper Edge (TE)

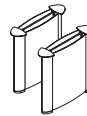


Flowform Edge (FF)
5% upcharge
laminate not available



Camber Edge (CE)
5% upcharge
laminate not available

Anodized Aluminum Base Ends




* Based on a chair width of 25".

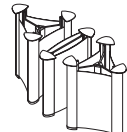
L"	x	D"	Sugg Seat Capacity	Top Finish	Top Sections	Model Number	Number of Bases-Size	2 Duo Bases List Price
72	36	4 - 6	Wood	1		22001/2	2-22	7,010
72	36	4 - 6	P-Lam	1		22001/5	2-22	6,020
78	38	4 - 6	Wood	1		22002/2	2-22	7,625
78	38	4 - 6	P-Lam	1		22002/5	2-22	6,475
84	38	6 - 8	Wood	1		20725/2	2-22	7,935
84	38	6 - 8	P-Lam	1		20725/5	2-22	6,750
84	42	6 - 8	Wood	1		22003/2	2-22	8,505
84	42	6 - 8	P-Lam	1		22003/5	2-22	7,155
96	42	6 - 8	Wood	1		22004/2	2-22	9,310
96	42	6 - 8	P-Lam	1		22004/5	2-22	7,750
96	48	6 - 8	Wood	1		22032/2	2-24	10,255
96	48	6 - 8	P-Lam	1		22032/5	2-24	8,480
108	42	6 - 8	Wood	2		22005/2	2-22	10,115
108	42	6 - 8	P-Lam	2		22005/5	2-22	8,380
108	48	8 - 10	Wood	2		20726/2	2-24	11,170
108	48	8 - 10	P-Lam	2		20726/5	2-24	9,180
120	42	8 - 10	Wood	2		22006/2	2-24	11,785
120	42	8 - 10	P-Lam	2		22006/5	2-24	9,975
120	48	8 - 10	Wood	2		22007/2	2-24	13,060
120	48	8 - 10	P-Lam	2		22007/5	2-24	10,860
120	54	8 - 10	Wood	2		20727/2	2-28	14,555
132	48	8 - 10	Wood	2		22008/2	2-24	14,325
132	54	8 - 10	Wood	2		22009/2	2-28	15,825

These models are constructed without support rails – bases are attached directly to tops.

Anodized Aluminum Base Ends



Anodized Aluminum Base Ends




* Based on a chair width of 25".

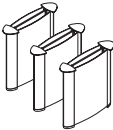
L"	x	D"	Sugg Seat Capacity	Top Finish	Top Sections	Model Number	Number of Bases-Size	3 Duo Bases List Price	Model Number	Number of Bases-Size	3 Duo Bases List Price
144	48	10 - 12	Wood	2		22010/2	3-24	16,815	50814/2	2-28 dia, 1-26	17,935
144	54	10 - 12	Wood	2		22011/2	3-28	18,325	50815/2	2-30 dia, 1-28	19,470
144	60	10 - 12	Wood	2		20728/2	3-32	19,780	50816/2	2-30 dia, 1-32	20,915
156	48	10 - 12	Wood	2		22012/2	3-24	18,050	50817/2	2-28 dia, 1-26	19,170
156	54	12 - 14	Wood	2		22013/2	3-28	19,710	50818/2	2-30 dia, 1-28	20,610
156	60	12 - 14	Wood	2		20729/2	3-32	21,340	50819/2	2-30 dia, 1-32	22,330
156	66	12 - 14	Wood	3		20730/2	3-34	23,100	50820/2	2-32 dia, 1-34	24,135
168	48	12 - 14	Wood	2		22014/2	3-24	20,180	50821/2	2-28 dia, 1-26	21,325
168	54	12 - 14	Wood	2		22015/2	3-28	22,010	50822/2	2-30 dia, 1-28	23,145
168	60	12 - 14	Wood	2		22016/2	3-32	23,805	50823/2	2-30 dia, 1-32	24,915
168	66	12 - 14	Wood	3		20731/2	3-34	25,735	50824/2	2-32 dia, 1-34	26,775

All table sizes are available with Plastic Laminate top surfaces. To specify, select the desired table size and replace /2' in the wood finish model number with /5'.

Specify edge type; add the two letter code after the model number.



Anodized Aluminum Base Ends



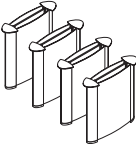
Anodized Aluminum Base Ends




* Based on a chair width of 25".

L" x D"	Sugg Seat Capacity	Top Finish	Top Sections	Model Number	Number of Bases-Size	3 Duo Bases List Price	Model Number	Number of Bases-Size	2 Tri Bases 1 Duo Base
180 48	12 - 14	Wood	3	22017/2	3-24	21,170	50825/2	2-28 dia, 1-26	22,300
180 54	14 - 16	Wood	3	22018/2	3-28	23,120	50826/2	2-30 dia, 1-28	25,775
180 60	14 - 16	Wood	3	22019/2	3-32	25,040	50827/2	2-30 dia, 1-32	26,115
180 66	14 - 16	Wood	3	20732/2	3-34	27,080	50828/2	2-32 dia, 1-34	29,715
180 72	14 - 16	Wood	3	20733/2	3-36	29,075	50829/2	2-34 dia, 1-36	30,265
192 54	14 - 16	Wood	4	22020/2	3-28	24,915	50830/2	2-30 dia, 1-28	26,065
192 60	14 - 16	Wood	4	22021/2	3-32	27,015	50831/2	2-30 dia, 1-32	28,650
192 66	14 - 16	Wood	4	20734/2	3-34	29,265	50832/2	2-32 dia, 1-34	30,295
192 72	14 - 16	Wood	4	20735/2	3-36	31,420	50833/2	2-34 dia, 1-36	32,630
204 54	14 - 16	Wood	4	22022/2	3-28	26,065	50834/2	2-30 dia, 1-28	27,195
204 60	16 - 18	Wood	4	22023/2	3-32	28,285	50835/2	2-30 dia, 1-32	29,925
204 66	16 - 18	Wood	4	20736/2	3-34	30,650	50836/2	2-32 dia, 1-34	31,695
204 72	16 - 18	Wood	4	20737/2	3-36	32,945	50837/2	2-34 dia, 1-36	34,145
204 78	16 - 18	Wood	4	20738/2	3-38	35,230	50838/2	2-36 dia, 1-38	36,385
216 54	16 - 18	Wood	4	22024/2	3-28	28,035	50839/2	2-30 dia, 1-28	29,165
216 60	16 - 18	Wood	4	22025/2	3-32	30,450	50840/2	2-30 dia, 1-32	31,575
216 66	16 - 18	Wood	4	20739/2	3-34	33,030	50841/2	2-32 dia, 1-34	34,065
216 72	16 - 18	Wood	4	20740/2	3-36	35,535	50842/2	2-34 dia, 1-36	36,710
216 78	16 - 18	Wood	4	20741/2	3-38	37,975	50843/2	2-36 dia, 1-38	39,130

Anodized Aluminum Base Ends



Anodized Aluminum Base Ends



* Based on a chair width of 25".

L" x D"	Sugg Seat Capacity	Top Finish	Top Sections	Model Number	Number of Bases-Size	4 Duo Bases List Price	Model Number	Number of Bases-Size	2 Tri Bases 2 Duo Base
228 54	16 - 18	Wood	4	22026/2	4-28	30,970	50844/2	2-30 dia, 2-28	32,095
228 60	16 - 18	Wood	4	22027/2	4-32	33,620	50845/2	2-30 dia, 2-32	34,730
228 66	18 - 20	Wood	4	20742/2	4-34	37,205	50846/2	2-32 dia, 2-34	38,215
228 72	18 - 20	Wood	4	20743/2	4-36	39,095	50847/2	2-34 dia, 2-36	40,280
228 78	18 - 20	Wood	4	20744/2	4-38	41,770	50848/2	2-36 dia, 2-38	42,930
228 84	18 - 20	Wood	4	20745/2	4-40	44,325	50849/2	2-38 dia, 2-40	45,590
240 54	16 - 18	Wood	4	22028/2	4-28	32,795	50850/2	2-30 dia, 2-28	33,945
240 60	18 - 20	Wood	4	22029/2	4-32	35,615	50851/2	2-30 dia, 2-32	36,750
240 66	18 - 20	Wood	4	20746/2	4-34	38,555	50852/2	2-32 dia, 2-34	39,580
240 72	18 - 20	Wood	4	20747/2	4-36	41,470	50853/2	2-34 dia, 2-36	42,705
240 78	18 - 20	Wood	4	20748/2	4-38	44,365	50854/2	2-36 dia, 2-38	45,495
240 84	18 - 20	Wood	4	20749/2	4-40	47,110	50855/2	2-38 dia, 2-40	48,345

All table sizes are available with Plastic Laminate top surfaces. To specify, select the desired table size and replace /2' in the wood finish model number with /5'.

VOX® CONFERENCE TABLES

SUPER ELLIPSE SHAPE

Design Mark Müller



Specify edge type; add the two letter code after the model number.



Facet Edge (FC)



Taper Edge (TE)

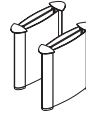


Flowform Edge (FF)
5% upcharge
laminates not available



Camber Edge (CE)
5% upcharge
laminates not available

Anodized Aluminum Base Ends




* Based on a chair width of 25".

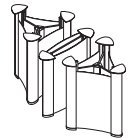
L"	x	D"	Sugg Seat Capacity	Top Finish	Top Sections	Model Number	Number of Bases-Size	2 Duo Bases List Price
72	36	4 - 6	Wood	1		22860/2	2-22	7,195
72	36	4 - 6	P-Lam	1		22860/5	2-22	6,150
78	38	6 - 8	Wood	1		22861/2	2-22	7,815
78	38	6 - 8	P-Lam	1		22861/5	2-22	6,615
84	38	6 - 8	Wood	1		20776/2	2-22	8,140
84	38	6 - 8	P-Lam	1		20776/5	2-22	6,905
84	42	6 - 8	Wood	1		22862/2	2-22	8,710
84	42	6 - 8	P-Lam	1		22862/5	2-22	7,325
96	42	6 - 8	Wood	1		22863/2	2-22	9,570
96	42	6 - 8	P-Lam	1		22863/5	2-22	7,930
96	48	6 - 8	Wood	1		22031/2	2-24	10,530
96	48	6 - 8	P-Lam	1		22031/5	2-24	8,705
108	42	6 - 8	Wood	2		22864/2	2-22	10,390
108	42	6 - 8	P-Lam	2		22864/5	2-22	8,590
108	48	8 - 10	Wood	2		20777/2	2-24	11,480
108	48	8 - 10	P-Lam	2		20777/5	2-24	9,430
120	42	8 - 10	Wood	2		22865/2	2-24	12,220
120	42	8 - 10	P-Lam	2		22865/5	2-24	10,220
120	48	8 - 10	Wood	2		22866/2	2-24	13,405
120	48	8 - 10	P-Lam	2		22866/5	2-24	11,115
120	54	8 - 10	Wood	2		20778/2	2-28	14,950
132	48	10 - 12	Wood	2		22867/2	2-24	14,720
132	54	10 - 12	Wood	2		22868/2	2-28	16,270

These models are constructed without support rails – bases are attached directly to tops.

Anodized Aluminum Base Ends



Anodized Aluminum Base Ends



* Based on a chair width of 25".

L"	x	D"	Sugg Seat Capacity	Top Finish	Top Sections	Model Number	Number of Bases-Size	3 Duo Bases List Price	Model Number	Number of Bases-Size	2 Tri Bases 1 Duo Base List Price
144	48	10 - 12	Wood	2		22869/2	2-24, 1-26	17,250	50414/2	2-28 dia, 1-26	18,385
144	54	10 - 12	Wood	2		22870/2	2-24, 1-28	18,820	50415/2	2-28 dia, 1-28	19,960
144	60	10 - 12	Wood	2		20779/2	2-26, 1-32	20,330	50416/2	2-28 dia, 1-32	21,465
156	48	12 - 14	Wood	2		22871/2	2-24, 1-26	18,515	50417/2	2-28 dia, 1-26	19,665
156	54	12 - 14	Wood	2		22872/2	2-24, 1-28	20,245	50418/2	2-28 dia, 1-28	21,145
156	60	12 - 14	Wood	2		20780/2	2-26, 1-32	21,920	50419/2	2-28 dia, 1-32	22,935
156	66	12 - 14	Wood	3		20781/2	2-28, 1-34	23,765	50420/2	2-30 dia, 1-34	24,800
168	48	12 - 14	Wood	2		22873/2	2-24, 1-26	20,710	50421/2	2-28 dia, 1-26	21,830
168	54	12 - 14	Wood	2		22874/2	2-24, 1-28	22,615	50422/2	2-28 dia, 1-28	23,750
168	60	12 - 14	Wood	2		22875/2	2-26, 1-32	24,475	50423/2	2-28 dia, 1-32	25,580
168	66	12 - 14	Wood	3		20782/2	2-28, 1-34	26,430	50424/2	2-30 dia, 1-34	27,500

All table sizes are available with Plastic Laminate top surfaces. To specify, select the desired table size and replace '1/2' in the wood finish model number with '1/5'.

VOX® CONFERENCE TABLES

SUPER ELLIPSE SHAPE

Design Mark Müller



Specify edge type; add the two letter code after the model number.



Facet Edge (FC)



Taper Edge (TE)



Flowform Edge (FF)
5% upcharge
laminate not available



Camber Edge (CE)
5% upcharge
laminate not available

Anodized Aluminum Base Ends



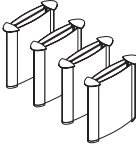
Anodized Aluminum Base Ends




* Based on a chair width of 25".

L"	x	D"	Sugg Seat Capacity	Top Finish	Top Sections	Model Number	Number of Bases-Size	3 Duo Bases List Price	Model Number	Number of Bases-Size	2 Tri Bases 1 Duo Base List Price
180	48	14 - 16	Wood	3	22876/2	2-24, 1-26	21,760	50425/2	2-28 dia, 1-26	22,885	
180	54	14 - 16	Wood	3	22877/2	2-24", 1- 28	23,760	50426/2	2-28 dia, 1-28	26,420	
180	60	14 - 16	Wood	3	22878/2	2-26, 1-32	25,740	50427/2	2-28 dia, 1-32	26,845	
180	66	14 - 16	Wood	3	20783/2	2-28, 1-34	27,870	50428/2	2-30 dia, 1-34	30,475	
180	72	14 - 16	Wood	3	20784/2	2-30, 1-36	29,905	50429/2	2-32 dia, 1-36	31,125	
192	54	14 - 16	Wood	4	22879/2	2-2", 1-28	25,610	50430/2	2-28 dia, 1-28	26,760	
192	60	14 - 16	Wood	4	22880/2	2-26, 1-32	27,785	50431/2	2-28 dia, 1-32	29,410	
192	66	14 - 16	Wood	4	20785/2	2-28, 1-34	30,120	50432/2	2-30 dia, 1-34	31,145	
192	72	14 - 16	Wood	4	20786/2	2-30, 1-36	32,340	50433/2	2-32 dia, 1-36	33,555	
204	54	16 - 18	Wood	4	22881/2	2-24, 1-28	26,795	50434/2	2-28 dia, 1-28	27,930	
204	60	16 - 18	Wood	4	22882/2	2-26, 1-32	29,105	50435/2	2-28 dia, 1-32	30,725	
204	66	16 - 18	Wood	4	20787/2	2-28, 1-34	31,570	50436/2	2-30 dia, 1- 34	32,605	
204	72	16 - 18	Wood	4	20788/2	2-30, 1-36	33,945	50437/2	2-32 dia, 1-36	35,145	
204	78	16 - 18	Wood	4	20789/2	2-32, 1-38	36,290	50438/2	2-34 dia, 1-38	37,445	
216	54	16 - 18	Wood	4	22883/2	2-24, 1-28	28,845	50439/2	2-28 dia, 1-28	29,970	
216	60	16 - 18	Wood	4	22884/2	2-26, 1-32	31,350	50440/2	2-28 dia, 1-32	32,480	
216	66	16 - 18	Wood	4	20790/2	2-28, 1-34	34,030	50441/2	2-30 dia, 1-34	35,055	
216	72	16 - 18	Wood	4	20791/2	2-30, 1-36	36,615	50442/2	2-32 dia, 1-36	37,790	
216	78	16 - 18	Wood	4	20792/2	2-32, 1-38	39,160	50443/2	2-34 dia, 1-38	40,305	

Anodized Aluminum Base Ends



Anodized Aluminum Base Ends



* Based on a chair width of 25".

L"	x	D"	Sugg Seat Capacity	Top Finish	Top Sections	Model Number	Number of Bases-Size	4 Duo Bases List Price	Model Number	Number of Bases-Size	2 Tri Bases 2 Duo Base List Price
228	54	18 - 20	Wood	4		22885/2	2-24, 2-28	31,815	50444/2	2-28 dia, 2-28	32,960
228	60	18 - 20	Wood	4		22886/2	2-26, 2-32	34,585	50445/2	2-28 dia, 2-32	35,710
228	66	18 - 20	Wood	4		20793/2	2-28, 2-34	38,280	50446/2	2-30 dia, 2-34	39,300
228	72	18 - 20	Wood	4		20794/2	2-30, 2-36	40,260	50447/2	2-32 dia, 2-36	41,445
228	78	18 - 20	Wood	4		20795/2	2-32, 2-38	43,030	50448/2	2-34 dia, 2-38	44,190
228	84	18 - 20	Wood	4		20796/2	2-34, 2-40	45,695	50449/2	2-36 dia, 2-40	46,920
240	54	18 - 20	Wood	4		22887/2	2-24, 2-28	33,735	50450/2	2-28 dia, 2-28	34,850
240	60	18 - 20	Wood	4		22888/2	2-26, 2-32	36,640	50451/2	2-28 dia, 2-32	37,775
240	66	18 - 20	Wood	4		20797/2	2-28, 2-34	39,670	50452/2	2-30 dia, 2-34	40,710
240	72	18 - 20	Wood	4		20798/2	2-30, 2-36	42,720	50453/2	2-32 dia, 2-36	43,940
240	78	18 - 20	Wood	4		20799/2	2-32, 2-38	45,700	50454/2	2-34 dia, 2-38	46,840
240	84	18 - 20	Wood	4		20800/2	2-34, 2-40	48,560	50455/2	2-36 dia, 2-40	49,795


All table sizes are available with Plastic Laminate top surfaces. To specify, select the desired table size and replace /2' in the wood finish model number with /5'.

VOX® CONFERENCE TABLES


VISTA™ SHAPE (CLOSED) Design Mark Müller




Specify edge type; add the two letter code after the model number.




Facet Edge (FC)



Taper Edge (TE)

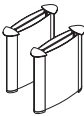


Flowform Edge (FF)
5% upcharge
laminates not available



Camber Edge (CE)
5% upcharge
laminates not available

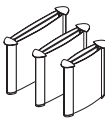
Anodized Aluminum Base Ends



* Based on a chair width of 25".

L" x D"	Sugg Seat Capacity	Top Finish	Top Sections	Model Number	Number of Bases-Size	Duo Base List Price
84 33-48	5 - 7	Wood	1	52601/2	1-22, 1-26	8,590
84 33-48	5 - 7	P-Lam	1	52601/5	1-22, 1-26	7,265
84 38-54	5 - 7	Wood	1	52602/2	1-22, 1-28	9,400
84 38-54	5 - 7	P-Lam	1	52602/5	1-22, 1-28	7,920
96 33-48	5 - 7	Wood	1	52603/2	1-22, 1-26	9,400
96 33-48	5 - 7	P-Lam	1	52603/5	1-22, 1-26	7,890
96 38-54	5 - 7	Wood	1	52604/2	1-22, 1-28	10,390
96 38-54	5 - 7	P-Lam	1	52604/5	1-22, 1-28	8,680
96 43-60	5 - 7	Wood	1	52605/2	1-22, 1-32	11,275
96 43-60	5 - 7	P-Lam	1	52605/5	1-22, 1-32	9,355
108 38-54	7 - 9	Wood	2	52606/2	1-22, 1-28	11,425
108 38-54	7 - 9	P-Lam	2	52606/5	1-22, 1-28	9,475
108 43-60	7 - 9	Wood	2	52607/2	1-22, 1-32	12,405
108 43-60	7 - 9	P-Lam	2	52607/5	1-22, 1-32	10,255
120 38-54	7 - 9	Wood	2	52608/2	1-26, 1-28	13,355
120 38-54	7 - 9	P-Lam	2	52608/5	1-26, 1-28	11,185
120 43-60	7 - 9	Wood	2	52609/2	1-26, 1-32	14,565
120 43-60	7 - 9	P-Lam	2	52609/5	1-26, 1-32	12,150
132 38-54	7 - 9	Wood	2	52610/2	1-26, 1-28	14,500
132 38-54	7 - 9	P-Lam	2	52610/5	1-26, 1-28	12,100
132 43-60	7 - 9	Wood	2	52611/2	1-26, 1-32	15,840
132 43-60	7 - 9	P-Lam	2	52611/5	1-26, 1-32	13,155
132 48-66	7 - 9	Wood	3	52612/2	1-26, 1-34	17,020
132 48-66	7 - 9	P-Lam	3	52612/5	1-26, 1-34	14,065

Anodized Aluminum Base Ends



These models are constructed without support rails – bases are attached directly to tops.

* Based on a chair width of 25".

L" x D"	Sugg Seat Capacity	Top Finish	Top Sections	Model Number	Number of Bases-Size	Duo Base List Price
144 38-54	9-11	Wood	2	52613/2	1-26, 1-28, 1-28	17,245
144 38-54	9-11	P-Lam	2	52613/5	1-26, 1-28, 1-28	14,610
144 43-60	9-11	Wood	2	52614/2	1-26, 1-30, 1-32	18,735
144 43-60	9-11	P-Lam	2	52614/5	1-26, 1-30, 1-32	15,740
144 48-66	9-11	Wood	3	52615/2	1-26, 1-30, 1-34	20,020
144 48-66	9-11	P-Lam	3	52615/5	1-26, 1-30, 1-34	16,770
156 43-60	9-11	Wood	2	52616/2	1-26, 1-30, 1-32	19,975
156 43-60	9-11	P-Lam	2	52616/5	1-26, 1-30, 1-32	16,740
156 48-66	9-11	Wood	3	52617/2	1-26, 1-30, 1-34	21,375
156 48-66	9-11	P-Lam	3	52617/5	1-26, 1-30, 1-34	17,820
168 43-60	11-13	Wood	2	52618/2	1-26, 1-30, 1-32	22,655
168 43-60	11-13	P-Lam	2	52618/5	1-26, 1-30, 1-32	18,410
168 48-66	11-13	Wood	3	52619/2	1-26, 1-30, 1-34	23,635


All table sizes are available with Plastic Laminate top surfaces. To specify, select the desired table size and replace '2' in the wood finish model number with '5'.

VOX® CONFERENCE TABLES


VISTA™ SHAPE (CLOSED) Design Mark Müller




Specify edge type; add the two letter code after the model number.




Facet Edge (FC)



Taper Edge (TE)

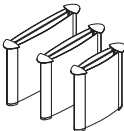


Flowform Edge (FF)
5% upcharge
laminate not available



Camber Edge (CE)
5% upcharge
laminate not available

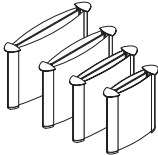
Anodized Aluminum Base Ends



* Based on a chair width of 25".

L" x D"	Sugg Seat Capacity	Top Finish	Top Sections	Model Number	Number of Bases-Size	Duo Base List Price
180 38-54	11-13	Wood	3	52620/2	1-26, 1-28, 1-28	21,475
180 43-60	11-13	Wood	3	52621/2	1-26, 1-30, 1-32	23,185
180 48-66	11-13	Wood	3	52622/2	1-26, 1-30, 1-34	25,065
180 53-72	12-14	Wood	3	52623/2	1-28, 1-32, 1-36	26,970
180 58-78	12-14	Wood	3	52624/2	1-30, 1-34, 1-38	28,710
180 63-84	12-14	Wood	3	52625/2	1-32, 1-36, 1-40	30,510
192 38-54	11-13	Wood	4	52626/2	1-26, 1-28, 1-28	22,740
192 43-60	11-13	Wood	4	52627/2	1-26, 1-30, 1-32	24,770
192 48-66	11-13	Wood	4	52628/2	1-26, 1-30, 1-34	26,595
192 53-72	12-14	Wood	4	52629/2	1-28, 1-32, 1-36	28,640
192 58-78	12-14	Wood	4	52630/2	1-30, 1-34, 1-38	30,865
192 63-84	12-14	Wood	4	52631/2	1-32, 1-36, 1-40	32,455
204 38-54	13-15	Wood	4	52632/2	1-26, 1-28, 1-28	23,935
204 43-60	13-15	Wood	4	52633/2	1-26, 1-30, 1-32	25,890
204 48-66	13-15	Wood	4	52634/2	1-26, 1-30, 1-34	28,050
204 53-72	14-16	Wood	4	52635/2	1-28, 1-32, 1-36	30,240
204 58-78	14-16	Wood	4	52636/2	1-30, 1-34, 1-38	32,235
204 63-84	14-16	Wood	4	52637/2	1-32, 1-36, 1-40	34,285
216 38-54	13-15	Wood	4	52638/2	1-26, 1-28, 1-28	25,290
216 43-60	13-15	Wood	4	52639/2	1-26, 1-30, 1-32	27,625
216 48-66	13-15	Wood	4	52640/2	1-26, 1-30, 1-34	29,700
216 53-72	14-16	Wood	4	52641/2	1-28, 1-32, 1-36	32,000
216 58-78	14-16	Wood	4	52642/2	1-30, 1-34, 1-38	34,345
216 63-84	14-16	Wood	4	52643/2	1-32, 1-36, 1-40	35,755

Anodized Aluminum Base Ends




* Based on a chair width of 25".

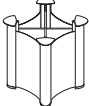
L" x D"	Sugg Seat Capacity	Top Finish	Top Sections	Model Number	Number of Bases-Size	Duo Base List Price
228 38-54	15-17	Wood	4	52644/2	1-26, 1-26, 1-28, 1-28	27,920
228 43-60	15-17	Wood	4	52645/2	1-26, 1-28, 1-30, 1-32	30,565
228 48-66	15-17	Wood	4	52646/2	1-26, 1-30, 1-32, 1-34	32,760
228 53-72	16-18	Wood	4	52647/2	1-28, 1-32, 1-34, 1-36	35,230
228 58-78	16-18	Wood	4	52648/2	1-30, 1-34, 1-36, 1-38	37,615
228 63-84	16-18	Wood	4	52649/2	1-32, 1-36, 1-38, 1-40	40,005
240 38-54	15-17	Wood	4	52650/2	1-26, 1-26, 1-28, 1-28	29,525
240 43-60	15-17	Wood	4	52651/2	1-26, 1-28, 1-30, 1-32	32,085
240 48-66	15-17	Wood	4	52652/2	1-26, 1-30, 1-32, 1-34	34,470
240 53-72	16-18	Wood	4	52653/2	1-28, 1-32, 1-34, 1-36	37,080
240 58-78	16-18	Wood	4	52654/2	1-30, 1-34, 1-36, 1-38	39,575
240 63-84	16-18	Wood	4	52655/2	1-32, 1-36, 1-38, 1-40	42,100

All table sizes are available with Plastic Laminate top surfaces. To specify, select the desired table size and replace '2' in the wood finish model number with '5'.

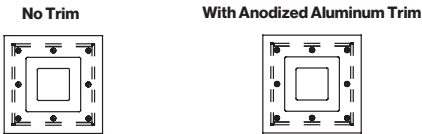
Specify edge type; add the two letter code after the model number.



Anodized Aluminum Base Ends



Single Square Access Base



* Based on a chair width of 25".

L" x D"	Sugg Seat Capacity	Top Finish	Top Sections	Model Number	Base Size"	Quad Base List Price	Model Number	Access Base List Price	Model Number	Access Base List Price	
42	42	2 - 4	Wood	1	22816/2	26	4,840	65111/2	5,325	65112/2	5,475
42	42	2 - 4	P-Lam	1	22816/5	26	4,280	65111/5	4,790	65112/5	4,925
48	48	2 - 4	Wood	1	22817/2	26	5,615	65121/2	6,080	65122/2	6,225
48	48	2 - 4	P-Lam	1	22817/5	26	4,840	65121/5	5,325	65122/5	5,475
54	54	4 - 6	Wood	1	22818/2	30	6,850	65131/2	7,265	65132/2	7,415
54	54	4 - 6	P-Lam	1	22818/5	30	5,870	65131/5	6,325	65132/5	6,470
60	60	6 - 8	Wood	1	22819/2	36	9,175	65141/2	9,535	65142/2	9,680
60	60	6 - 8	P-Lam	1	22819/5	36	7,905	65141/5	8,315	65142/5	8,450
66	66	6 - 8	Wood	2	22820/2	42	10,580	65151/2	10,910	65152/2	11,050
66	66	6 - 8	P-Lam	2	22820/5	42	9,085	65151/5	9,450	65152/5	9,585
72	72	6 - 8	Wood	2	22821/2	48	12,270	65161/2	12,550	65162/2	12,680
72	72	6 - 8	P-Lam	2	22821/5	48	10,440	65161/5	10,765	65162/5	10,905
78	78	8 - 10	Wood	2	22822/2	48	13,640	65171/2	13,875	65172/2	14,030
78	78	8 - 10	P-Lam	2	22822/5	48	11,505	65171/5	11,795	65172/5	11,945
84	84	8 - 10	Wood	2	22823/2	54	15,365	65181/2	15,550	65182/2	15,680
84	84	8 - 10	P-Lam	2	22823/5	54	12,840	65181/5	13,100	65182/5	13,245
90	90	8 - 10	Wood	2	22824/2	60	17,450	65191/2	17,570	65192/2	17,705
90	90	8 - 10	P-Lam	2	22824/5	60	14,555	65191/5	14,765	65192/5	14,920
96	96	10 - 12	Wood	2	22825/2	66	19,670	65201/2	19,725	65202/2	19,875
96	96	10 - 12	P-Lam	2	22825/5	66	16,310	65201/5	16,465	65202/5	16,605

42" and 48" Square and Round shape tables, with a Quad base, do not have a removable panel. The table is placed on its side for installing and removing cabling and wire management. Quad base & Taper leg dimensions are shown as overall base diameter; Access base dimension is for one side of base.

Metallic Silver Paint



Mirror-Polished



* Based on a chair width of 25".

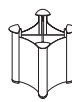
L"	x	D"	Sugg Seat Capacity	Top Finish	Top Sections	Model Number	Base Size"	Taper Base List Price	Model Number	Base Size"	Taper Base List Price
42	42	2 - 4	Wood	1		54601/2	26	5,635	52201/2	26	7,025
42	42	2 - 4	P-Lam	1		54601/5	26	5,060	52201/5	26	6,445
48	48	2 - 4	Wood	1		54602/2	26	6,430	52202/2	26	7,840
48	48	2 - 4	P-Lam	1		54602/5	26	5,680	52202/5	26	7,080
54	54	4 - 6	Wood	1		54603/2	30	7,575	52203/2	30	8,945
54	54	4 - 6	P-Lam	1		54603/5	30	6,565	52203/5	30	7,935
60	60	6 - 8	Wood	1		54604/2	36	8,795	52204/2	36	10,170
60	60	6 - 8	P-Lam	1		54604/5	36	7,520	52204/5	36	8,905
66	66	6 - 8	Wood	2		54605/2	42	10,000	52205/2	42	11,390
66	66	6 - 8	P-Lam	2		54605/5	42	8,475	52205/5	42	9,885
72	72	6 - 8	Wood	2		54606/2	48	11,490	52206/2	48	12,890
72	72	6 - 8	P-Lam	2		54606/5	48	9,670	52206/5	48	11,055
78	78	8 - 10	Wood	2		54607/2	48	12,880	52207/2	48	14,270
78	78	8 - 10	P-Lam	2		54607/5	48	10,735	52207/5	48	12,120
84	84	8 - 10	Wood	2		54608/2	54	14,465	52208/2	54	15,845
84	84	8 - 10	P-Lam	2		54608/5	54	11,955	52208/5	54	13,220
90	90	8 - 10	Wood	2		54609/2	60	16,340	52209/2	60	17,735
90	90	8 - 10	P-Lam	2		54609/5	60	13,440	52209/5	60	14,820
96	96	10 - 12	Wood	2		54610/2	66	18,270	52210/2	66	19,665
96	96	10 - 12	P-Lam	2		54610/5	66	14,910	52210/5	66	16,305

VOX® CONFERENCE TABLES

ROUND SHAPE

Design Mark Müller

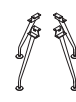
QUAD BASE



ACCESS BASE



TAPER LEGS



Specify edge type; add the two letter code after the model number.



Facet Edge (FC)



Taper Edge (TE)

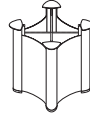


Flowform Edge (FF)
5% upcharge
laminare not available



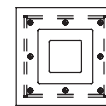
Camber Edge (CE)
5% upcharge
laminare not available

Anodized Aluminum Base Ends

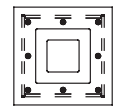


Single Square Access Base

No Trim



With Anodized Aluminum Trim

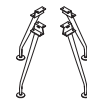


* Based on a chair width of 25".

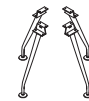
L" x D"	Sugg Seat Capacity	Top Finish	Top Sections	Model Number	Base Size'	Quad Base List Price	Model Number	Access Base List Price	Model Number	Access Base List Price
42 dia.	3 - 5	Wood	1	22802/2	26	4,965	65211/2	5,455	65212/2	5,590
42 dia.	3 - 5	P-Lam	1	22802/5	26	4,360	65211/5	4,865	65212/5	5,010
48 dia.	3 - 5	Wood	1	22803/2	26	5,755	65221/2	6,225	65222/2	6,355
48 dia.	3 - 5	P-Lam	1	22803/5	26	4,965	65221/5	5,455	65222/5	5,590
54 dia.	4 - 6	Wood	1	22804/2	30	7,055	65231/2	7,485	65232/2	7,635
54 dia.	4 - 6	P-Lam	1	22804/5	30	6,025	65231/5	6,495	65232/5	6,630
60 dia.	5 - 7	Wood	1	22805/2	36	9,440	65241/2	9,795	65242/2	9,940
60 dia.	5 - 7	P-Lam	1	22805/5	36	8,120	65241/5	8,520	65242/5	8,655
66 dia.	5 - 7	Wood	2	22806/2	42	10,910	65251/2	11,225	65252/2	11,375
66 dia.	5 - 7	P-Lam	2	22806/5	42	9,330	65251/5	9,695	65252/5	9,835
72 dia.	6 - 8	Wood	2	22807/2	48	12,665	65261/2	12,930	65262/2	13,065
72 dia.	6 - 8	P-Lam	2	22807/5	48	10,755	65261/5	11,080	65262/5	11,215
78 dia.	7 - 9	Wood	2	22808/2	48	14,125	65271/2	14,330	65272/2	14,490
78 dia.	7 - 9	P-Lam	2	22808/5	48	11,860	65271/5	12,150	65272/5	12,300
84 dia.	8 - 10	Wood	2	22809/2	54	15,910	65281/2	16,085	65282/2	16,230
84 dia.	8 - 10	P-Lam	2	22809/5	54	13,280	65281/5	13,525	65282/5	13,665
90 dia.	8 - 10	Wood	2	22810/2	60	18,100	65291/2	18,210	65292/2	18,340
90 dia.	8 - 10	P-Lam	2	22810/5	60	15,045	65291/5	15,240	65292/5	15,385
96 dia.	9 - 11	Wood	2	22811/2	66	20,390	65301/2	20,420	65302/2	20,565
96 dia.	9 - 11	P-Lam	2	22811/5	66	16,855	65301/5	17,000	65302/5	17,140

42" and 48" Square and Round shape tables, with a Quad base, do not have a removable panel. The table is placed on its side for installing and removing cabling and wire management. Quad base & Taper leg dimensions are shown as overall base diameter; Access base dimension is for one side of base.

Metallic Silver Paint



Mirror-Polished



* Based on a chair width of 25".

L" x D"	Sugg Seat Capacity	Top Finish	Top Sections	Model Number	Base Size'	Taper Base List Price	Model Number	Base Size"	Taper Base List Price
42 dia.	3 - 5	Wood	1	54701/2	26	5,755	52401/2	26	7,155
42 dia.	3 - 5	P-Lam	1	54701/5	26	5,155	52401/5	26	6,550
48 dia.	3 - 5	Wood	1	54702/2	26	6,600	52402/2	26	7,975
48 dia.	3 - 5	P-Lam	1	54702/5	26	5,805	52402/5	26	7,200
54 dia.	4 - 6	Wood	1	54703/2	30	7,780	52403/2	30	9,135
54 dia.	4 - 6	P-Lam	1	54703/5	30	6,745	52403/5	30	8,120
60 dia.	5 - 7	Wood	1	54704/2	36	9,070	52404/2	36	10,440
60 dia.	5 - 7	P-Lam	1	54704/5	36	7,730	52404/5	36	9,115
66 dia.	5 - 7	Wood	2	54705/2	42	10,325	52405/2	42	11,725
66 dia.	5 - 7	P-Lam	2	54705/5	42	8,735	52405/5	42	10,135
72 dia.	6 - 8	Wood	2	54706/2	48	11,895	52406/2	48	13,285
72 dia.	6 - 8	P-Lam	2	54706/5	48	9,970	52406/5	48	11,360
78 dia.	7 - 9	Wood	2	54707/2	48	13,355	52407/2	48	14,740
78 dia.	7 - 9	P-Lam	2	54707/5	48	11,105	52407/5	48	12,485
84 dia.	8 - 10	Wood	2	54708/2	54	15,005	52408/2	54	16,395
84 dia.	8 - 10	P-Lam	2	54708/5	54	12,380	52408/5	54	13,755
90 dia.	8 - 10	Wood	2	54709/2	60	17,000	52409/2	60	18,385
90 dia.	8 - 10	P-Lam	2	54709/5	60	13,925	52409/5	60	15,320
96 dia.	9 - 11	Wood	2	54710/2	66	19,000	52410/2	66	20,370
96 dia.	9 - 11	P-Lam	2	54710/5	66	15,450	52410/5	66	16,840

MODESTY PANEL OPTIONS

FOR OPEN VISTA™, ARENA™ AND CONGRESS™ SHAPED CONFERENCE TABLES



Vox Open Vista, Arena and Congress shaped tables are standard with Duo, Taper or T-Bases, but are also available with Access or Tower bases. Contact your local Sales Representative or the Nienkämper Customer Service Department at **800.668.9318** for more information and pricing.

No Modesty Panel is required when ordering conference tables with Duo, Access, Tower or T-bases. However, it is strongly recommended that modesty panels be included if Vox Forums are specified, so that wire management and cabling will be completely concealed.

Taper bases are not available without a Partial (6"H) modesty panel.



Full Wood Modesty Panels can be specified on both straight and curved tops and are available with Duo bases. Full panel modesty panels are only available with straight tops for Access and Tower Bases. The panel is $\frac{3}{4}$ " thick and is attached to the vertical aluminum leg section of the base. The veneer and finish match the top with the grain running vertically. Wire management is standard and attaches to the underside of the top.

Full Wood Modesty Panels not available for T-Leg or Taper Base.



Partial Wood Modesty Panels can be specified on both straight and curved tops, and represent the most economical choice for concealment of cabling.

The panel is positioned in front of the bases and forms a continuous $\frac{3}{4}$ " thick by 6" high skirt on the interior edge of the table.

A $\frac{3}{4}$ " gap at the top of the panel provides wire access anywhere along the edge of the top. The gap is concealed from the back with a flexible black rubber strip.

Wire management is standard and attaches to the underside of the top.



Aluminum Modesty Panels can be specified on straight-sided tops. The 6" high clear aluminum modesty panel is hinged and can be opened by simply pulling outwards from the top edge.

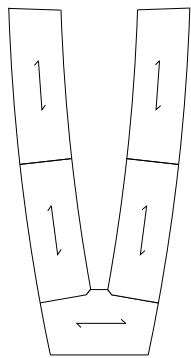
In its closed position a $\frac{3}{4}$ " gap between the top of the panel and the underside of the top provides an area for wires to pass and a finger hold for opening.

The opening of the panel is advantageous when managing wiring that may change regularly.

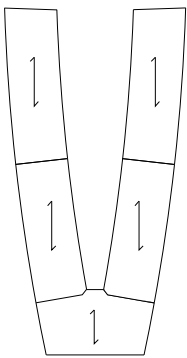
Wire management is standard and attaches to the underside of the top.

VENEER LAYOUT OPTIONS FOR VOX® CONFERENCE TABLES

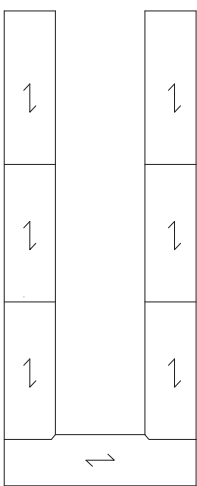
CONGRESS™ SHAPE, OPEN VISTA™ SHAPE AND ARENA™ SHAPE TABLES



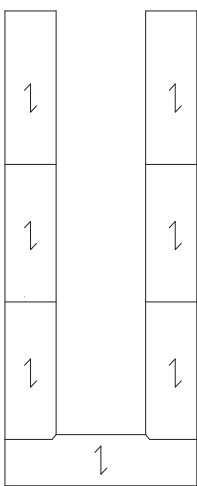
Vista Shape (open)
Standard Flat Cut
Book-Matched



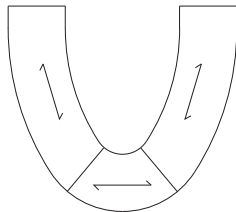
Vista Shape (open)
In-Line Veneer
Book-Matched
15% Upcharge



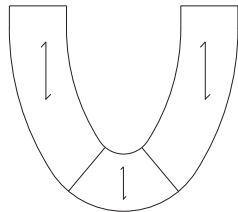
Congress Shape (open)
Standard Flat Cut
Book-Matched



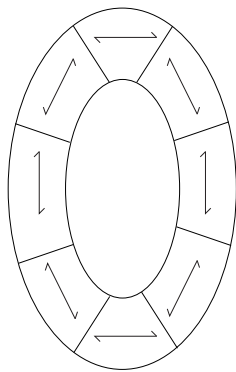
Congress Shape (open)
In-Line Veneer
Book-Matched
15% Upcharge



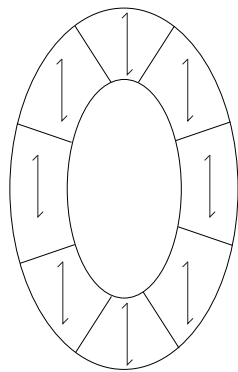
Arena Shape (open)
Standard Flat Cut
Book-Matched



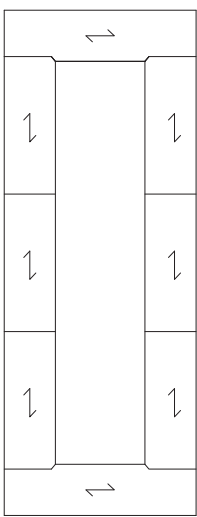
Arena Shape (open)
In-Line Veneer
Book-Matched
15% Upcharge



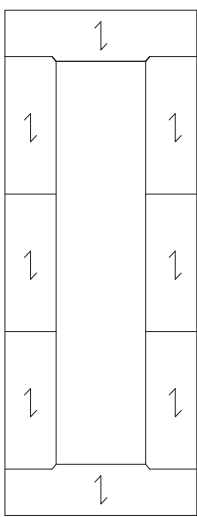
Arena Shape (closed)
Standard Flat Cut
Book-Matched



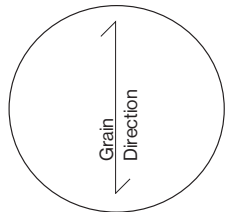
Arena Shape (closed)
In-Line Veneer
Book-Matched
15% Upcharge



Congress Shape (closed)
Standard Flat Cut
Book-Matched



Congress Shape (closed)
In-Line Veneer
Book-Matched
15% Upcharge




For standard veneer patterns and finishes refer to page 8 for full details.

VOX® CONFERENCE TABLES

CONGRESS™ SHAPE (OPEN)



Specify edge type; add the two letter code after the model number.



* Based on a chair width of 25".

						No Modesty Panel		Partial Wood Modesty Panel		Partial Aluminum Modesty Panel		Full Wood Modesty Panel	
						Model Number	Duo Base List Price	Model Number	Duo Base List Price	Model Number	Duo Base List Price	Model Number	Duo Base List Price
L"	x D"	Sugg Seat Capacity	Top Finish	Top Sections	Number of Bases-Size	Model Number	Duo Base List Price	Model Number	Duo Base List Price	Model Number	Duo Base List Price	Model Number	Duo Base List Price
130	96	11	Wood	3	4-22	55181/2	19,305	54511/2	22,035	54531/2	22,485	54521/2	24,990
130	96	11	P-Lam	3	4-22	55181/5	16,065	54511/5	18,790	54531/5	19,255	54521/5	21,765
162	96	13	Wood	5	6-22	55182/2	25,635	54512/2	28,800	54532/2	29,325	54522/2	32,235
162	96	13	P-Lam	5	6-22	55182/5	21,590	54512/5	24,765	54532/5	25,290	54522/5	28,180
211	96	17	Wood	5	6-22	55183/2	30,030	54513/2	34,755	54533/2	35,560	54523/2	39,890
211	96	17	P-Lam	5	6-22	55183/5	24,910	54513/5	29,650	54533/5	30,445	54523/5	34,800
297	96	23	Wood	7	8-22	55184/2	41,310	54514/2	48,065	54534/2	49,190	54524/2	55,385
297	96	23	P-Lam	7	8-22	55184/5	34,205	54514/5	40,940	54534/5	42,045	54524/5	48,245
383	96	29	Wood	9	10-22	55185/2	52,420	54515/2	61,170	54535/2	62,605	54525/2	70,650
383	96	29	P-Lam	9	10-22	55185/5	43,255	54515/5	52,020	54535/5	53,475	54525/5	61,505
130	120	12	Wood	3	5-22	55241/2	21,810	54611/2	24,830	54631/2	25,340	54621/2	28,105
130	120	12	P-Lam	3	5-22	55241/5	18,320	54611/5	21,340	54631/5	21,825	54621/5	24,590
162	120	14	Wood	5	7-22	55242/2	28,165	54612/2	31,890	54632/2	32,520	54622/2	35,940
162	120	14	P-Lam	5	7-22	55242/5	23,850	54612/5	27,585	54632/5	28,220	54622/5	31,640
211	120	18	Wood	5	7-22	55243/2	32,545	54613/2	37,560	54633/2	38,415	54623/2	43,025
211	120	18	P-Lam	5	7-22	55243/5	27,175	54613/5	32,195	54633/5	33,040	54623/5	37,640
297	120	24	Wood	7	9-22	55244/2	43,825	54614/2	50,880	54634/2	52,055	54624/2	58,500
297	120	24	P-Lam	7	9-22	55244/5	36,430	54614/5	43,470	54634/5	44,635	54624/5	51,115
383	120	30	Wood	9	11-22	55245/2	54,930	54615/2	63,975	54635/2	65,480	54625/2	73,760
383	120	30	P-Lam	9	11-22	55245/5	45,495	54615/5	54,555	54635/5	56,060	54625/5	64,360

Table tops are 32" deep.
Modesty panel options should be selected if tables are specified with Vox® Forums.
For Access and Tower Base options contact Nienkämper Customer Service at 800.668.9318



Duo Base, no modesty panel, no Forum.



Duo Base, partial wood modesty panel.



Duo Base, partial aluminum modesty panel.

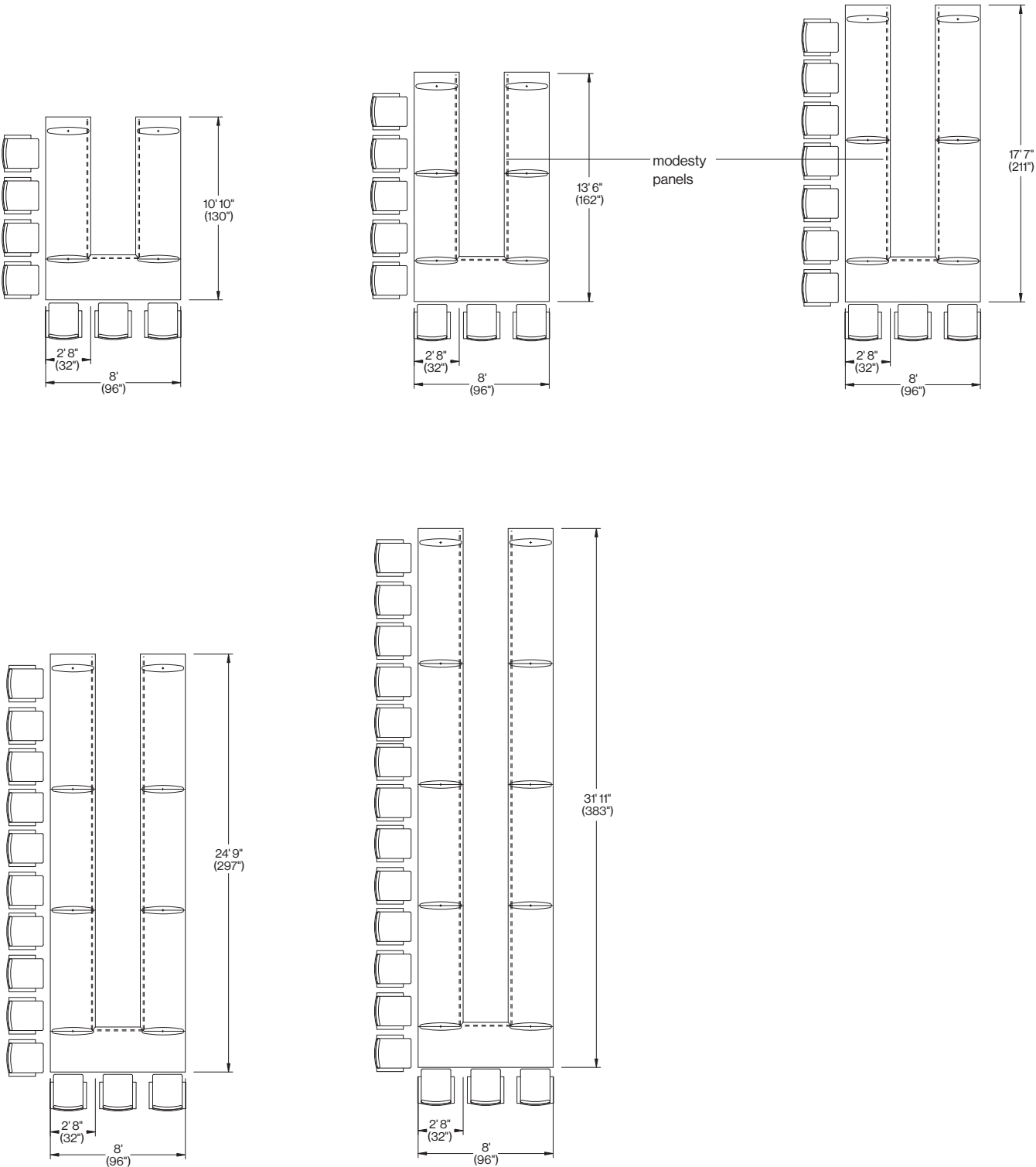


Duo Base, full wood modesty panel.

VOX[®] CONFERENCE TABLES - OVERVIEW

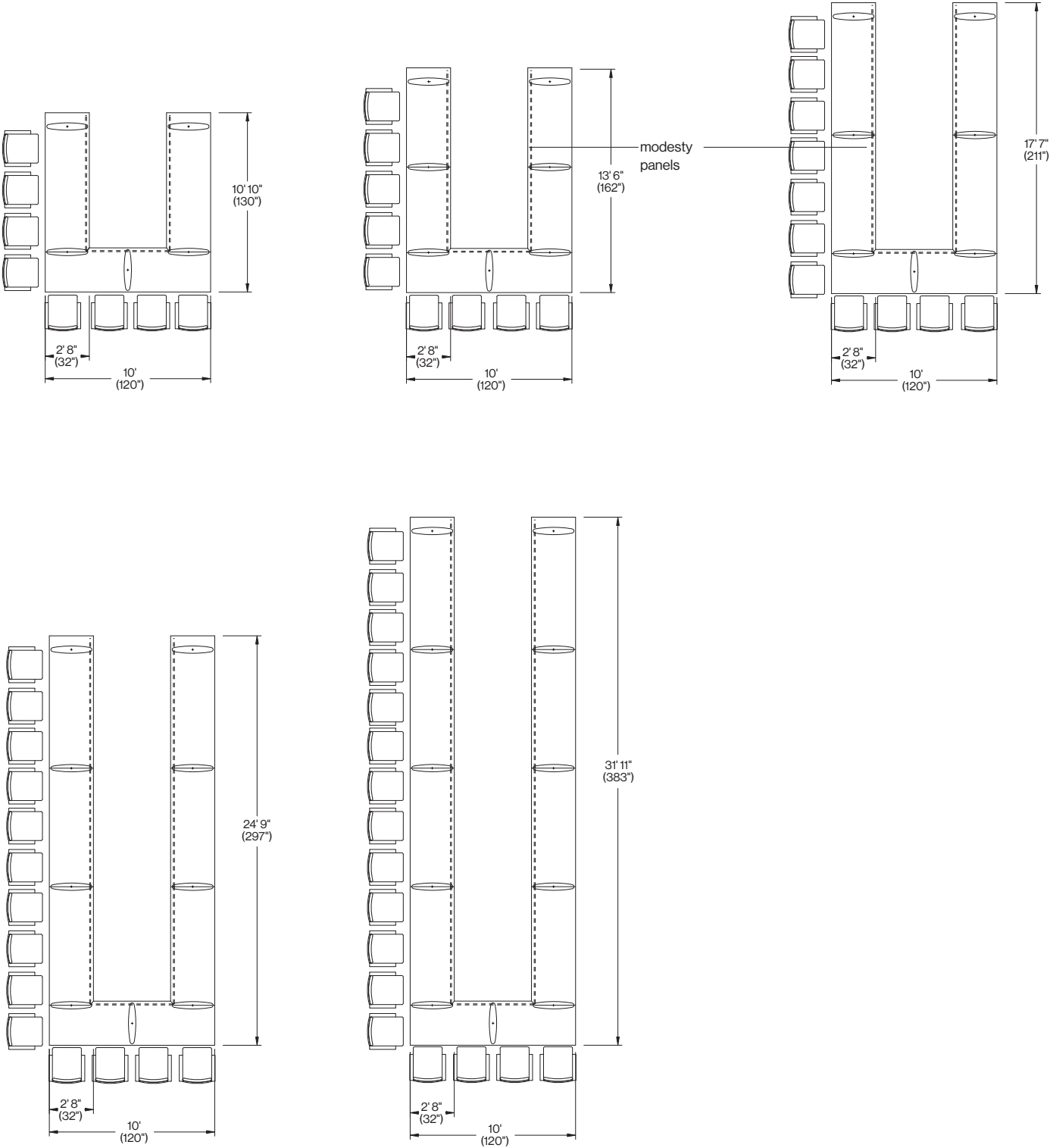
CONGRESS™ SHAPE (OPEN)

Note: Bases drawn represent all base styles.



VOX[®] CONFERENCE TABLES - OVERVIEW
CONGRESS™ SHAPE (OPEN)

Note: Bases drawn represent all base styles.




VOX® CONFERENCE TABLES

CONGRESS™ SHAPE (CLOSED)



Specify edge type; add the two letter code after the model number.




Anodized Aluminum Base Ends



* Based on a chair width of 25".

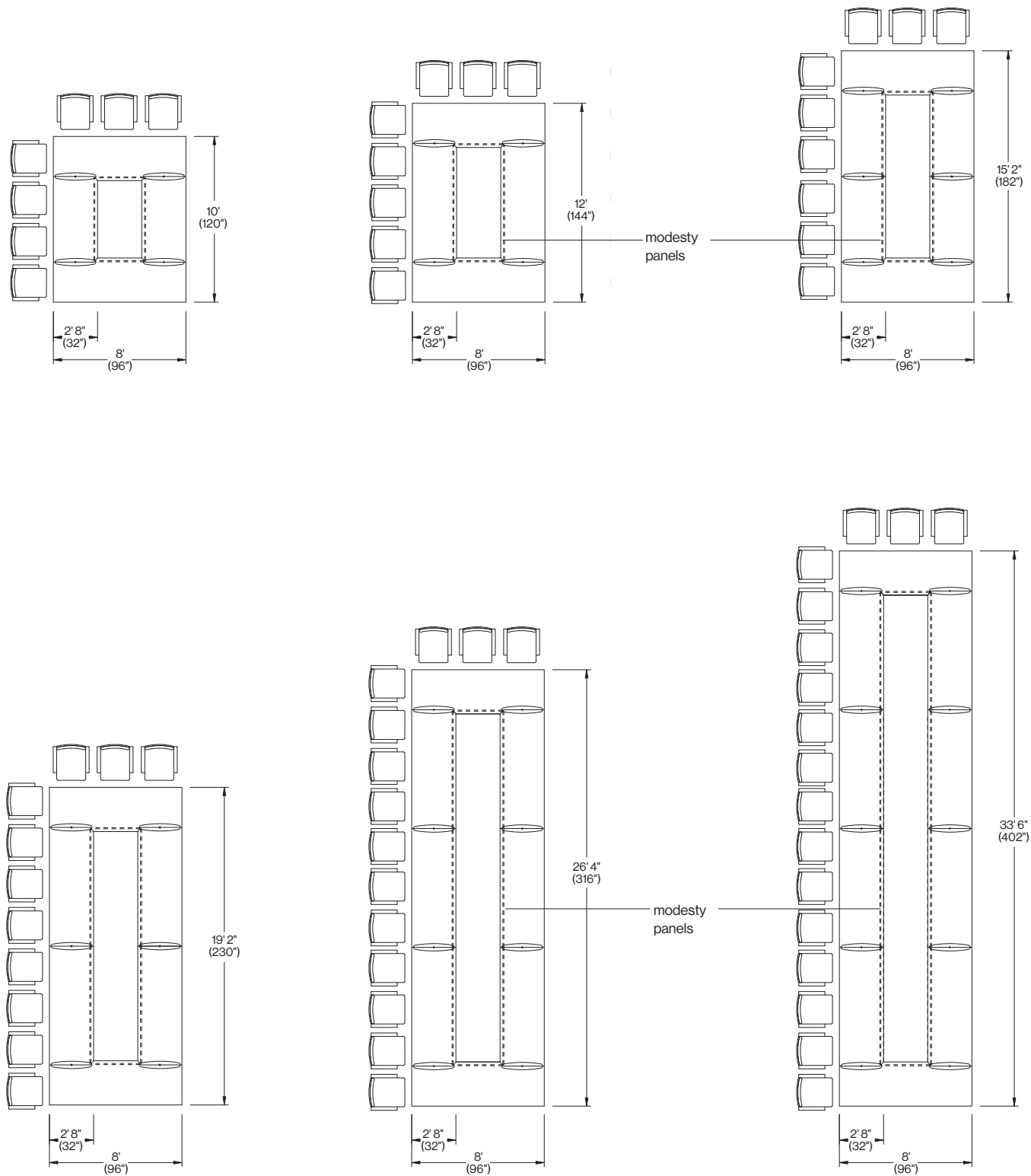
* Based on a chair width of 25".						No Modesty Panel		Partial Wood Modesty Panel		Partial Aluminum Modesty Panel		Full Wood Modesty Panel		
						Model Number	Duo Base List Price	Model Number	Duo Base List Price	Model Number	Duo Base List Price	Model Number	Duo Base List Price	
L"	x	D"	Sugg Seat Capacity	Top Finish	Top Sections	Number of Bases-Size								
120	96	14	Wood	4	4-22		55061/2	20,525	53011/2	22,645	53031/2	22,980	53021/2	25,020
120	96	14	P-Lam	4	4-22		55061/5	17,020	53011/5	19,135	53031/5	19,485	53021/5	21,515
144	96	16	Wood	4	4-22		55062/2	22,725	53012/2	25,400	53032/2	25,850	53022/2	28,410
144	96	16	P-Lam	4	4-22		55062/5	18,680	53012/5	21,360	53032/5	21,810	53022/5	24,380
182	96	18	Wood	6	6-22		55063/2	29,095	53013/2	32,680	53033/2	33,270	53023/2	36,575
182	96	18	P-Lam	6	6-22		55063/5	24,250	53013/5	27,825	53033/5	28,420	53023/5	31,720
230	96	22	Wood	6	6-22		55064/2	33,480	53014/2	38,205	53034/2	38,990	53024/2	43,330
230	96	22	P-Lam	6	6-22		55064/5	27,545	53014/5	32,280	53034/5	33,055	53024/5	37,430
316	96	28	Wood	8	8-22		55065/2	44,155	53015/2	51,030	53035/2	52,205	53025/2	58,530
316	96	28	P-Lam	8	8-22		55065/5	36,350	53015/5	43,250	53035/5	44,395	53025/5	50,715
402	96	34	Wood	10	10-22		55066/2	54,885	53016/2	63,790	53036/2	65,265	53026/2	73,440
402	96	34	P-Lam	10	10-22		55066/5	45,200	53016/5	54,100	53036/5	55,595	53026/5	63,755
120	120	16	Wood	4	6-22		55121/2	25,550	53111/2	28,285	53131/2	28,735	53121/2	31,255
120	120	16	P-Lam	4	6-22		55121/5	21,515	53111/5	24,250	53131/5	24,720	53121/5	27,195
144	120	18	Wood	4	6-22		55122/2	27,890	53112/2	31,205	53132/2	31,770	53122/2	34,800
144	120	18	P-Lam	4	6-22		55122/5	23,335	53112/5	26,620	53132/5	27,180	53122/5	30,200
182	120	20	Wood	6	8-22		55123/2	34,055	53113/2	38,215	53133/2	38,915	53123/2	42,730
182	120	20	P-Lam	6	8-22		55123/5	28,655	53113/5	32,825	53133/5	33,520	53123/5	37,335
230	120	24	Wood	6	8-22		55124/2	38,450	53114/2	43,915	53134/2	44,815	53124/2	49,805
230	120	24	P-Lam	6	8-22		55124/5	31,995	53114/5	37,445	53134/5	38,350	53124/5	43,350
316	120	30	Wood	8	10-22		55125/2	49,190	53115/2	56,510	53135/2	57,720	53125/2	64,425
316	120	30	P-Lam	8	10-22		55125/5	40,815	53115/5	48,135	53135/5	49,375	53125/5	56,085
402	120	36	Wood	10	12-22		55126/2	59,925	53116/2	69,250	53136/2	70,140	53126/2	79,360
402	120	36	P-Lam	10	12-22		55126/5	49,695	53116/5	59,020	53136/5	59,895	53126/5	69,145

Table tops are 32" deep.
Modesty panel options should be selected if tables are specified with Vox® Forums.
For Access and Tower Base options contact Nienkämper Customer Service at 800.668.9318



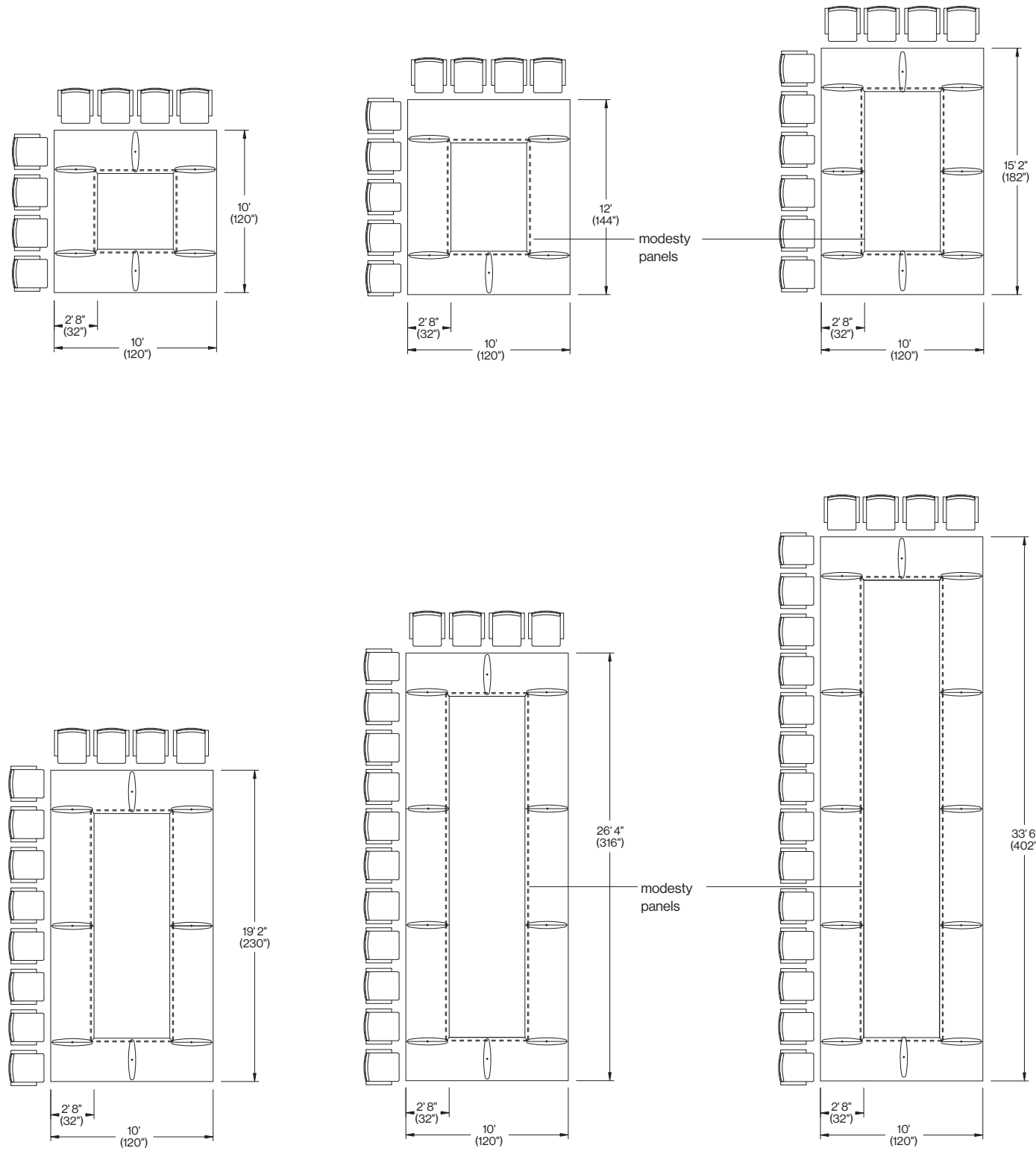
VOX® CONFERENCE TABLES - OVERVIEW
CONGRESS™ SHAPE (CLOSED)

Note: Bases drawn represent all base styles.



VOX[®] CONFERENCE TABLES - OVERVIEW
CONGRESS™ SHAPE (CLOSED)

Note: Bases drawn represent all base styles.



VOX® CONFERENCE TABLES

VISTA™ SHAPE (OPEN)



Specify edge type; add the two letter code after the model number.



Facet Edge (FC)



Taper Edge (TE)



Flowform Edge (FF)
5% upcharge
laminated not available



Camber Edge (CE)
5% upcharge
laminated not available

Anodized Aluminum Base Ends



* Based on a chair width of 25".

						No Modesty Panel		Partial Wood Modesty Panel		Full Wood Modesty Panel	
L" x D"	Sugg Seat Capacity	Top Finish	Top Sections	Number of Bases-Size		Model Number	Duo Base List Price	Model Number	Duo Base List Price	Model Number	Duo Base List Price
128 60-100	8-10	Wood	3	4-22		24712/2	23,815	54961/2	27,220	54971/2	28,300
128 60-100	8-10	P-Lam	3	4-22		24712/5	20,115	54961/5	23,530	54971/5	24,590
213 60-111	14-16	Wood	5	6-22		24704/2	39,890	54962/2	45,810	54972/2	47,665
213 60-111	14-16	P-Lam	5	6-22		24704/5	33,260	54962/5	39,160	54972/5	41,035
299 60-112	20-22	Wood	7	8-22		24705/2	52,560	54963/2	61,210	54973/2	63,935
299 60-112	20-22	P-Lam	7	8-22		24705/5	43,845	54963/5	52,500	54973/5	55,220
384 66-144	26-28	Wood	9	10-22		24710/2	67,555	54964/2	78,915	54974/2	82,495
384 66-144	26-28	P-Lam	9	10-22		24710/5	56,225	54964/5	67,600	54974/5	71,210
469 66-144	32-34	Wood	11	12-22		24711/2	83,080	54965/2	97,170	54975/2	101,600
469 66-144	32-34	P-Lam	11	12-22		24711/5	68,985	54965/5	83,100	54975/5	87,560

Table tops are 32" deep.
Modesty panel options should be selected if tables are specified with Vox® Forums.
For Access and Tower Base options contact Nienkämper Customer Service at 800.668.9318



Duo Base, no modesty panel, no Forum.



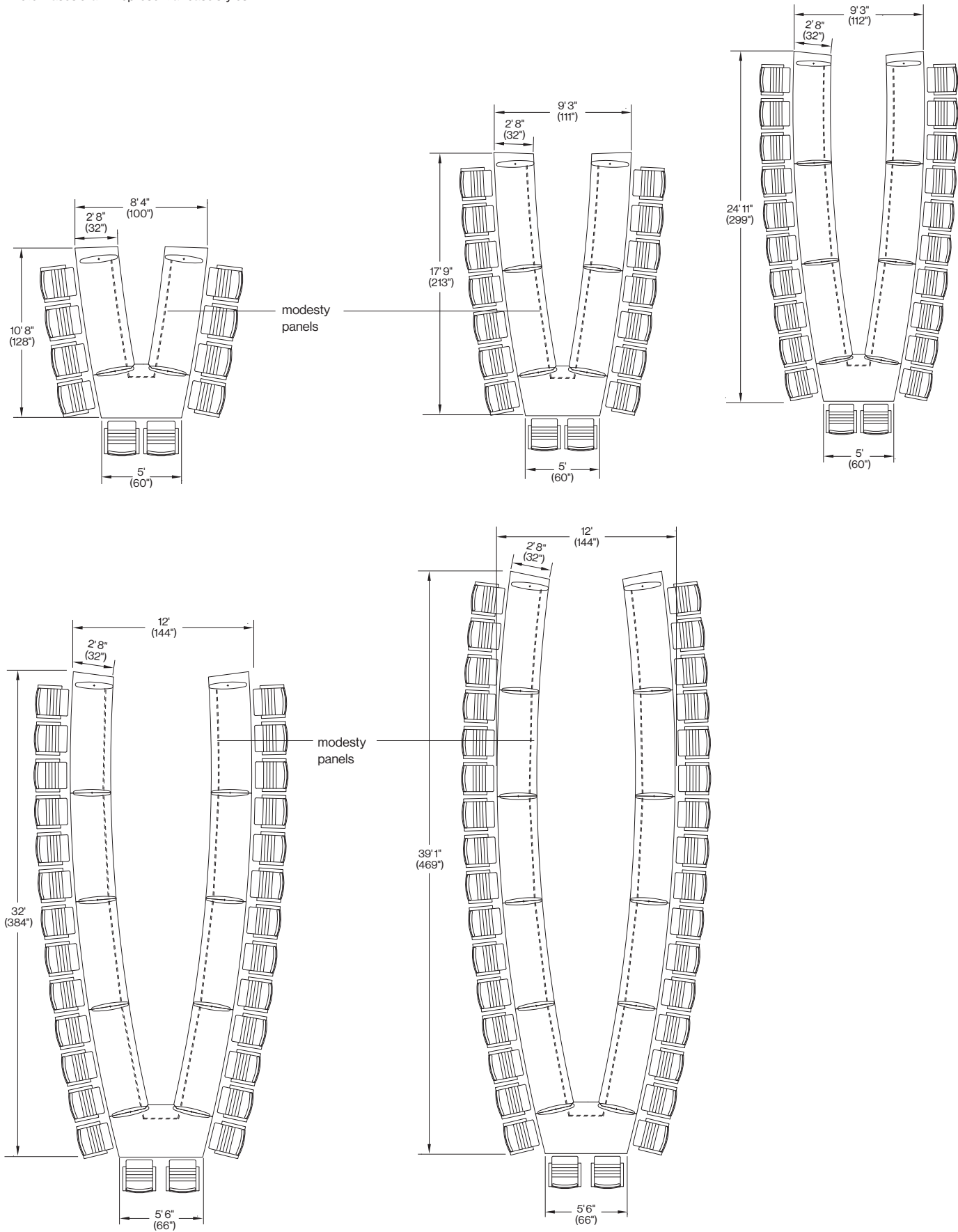
Duo Base, partial wood modesty panel.



Duo Base, full wood modesty panel.



Note: Bases drawn represent all base styles.



VOX® CONFERENCE TABLES

ARENA™ SHAPE (OPEN)



Specify edge type; add the two letter code after the model number.



Facet Edge (FC)



Taper Edge (TE)



Flowform Edge (FF)
5% upcharge
laminite not available



Camber Edge (CE)
5% upcharge
laminite not available

Anodized Aluminum Base Ends



* Based on a chair width of 25".

* Based on a chair width of 25".						No Modesty Panel	Partial Wood Modesty Panel		Full Wood Modesty Panel	
L" x D"	Sugg Seat Capacity	Top Finish	Top Sections	Number of Bases-Size	Model Number	Duo Base List Price	Model Number	Duo Base List Price	Model Number	Duo Base List Price
108 120	6-8	Wood	3	4-22	24721/2	25,355	24781/2	31,590	24791/2	35,800
108 120	6-8	P-Lam	3	4-22	24721/5	21,475	24781/5	27,735	24791/5	31,920
116 132	7-9	Wood	3	4-24	24722/2	28,380	24782/2	35,410	24792/2	40,105
116 132	7-9	P-Lam	3	4-24	24722/5	23,815	24782/5	30,870	24792/5	35,560
132 144	9-11	Wood	3	4-26	24723/2	32,280	24783/2	40,900	24793/2	46,635
132 144	9-11	P-Lam	3	4-26	24723/5	26,825	24783/5	35,425	24793/5	41,175

Table tops are 32" deep.
Modesty panel options should be selected if tables are specified with Vox® Forums.
For Access and Tower Base options contact Nienkämper Customer Service at **800.668.9318**



Duo Base, no modesty panel, no Forum.



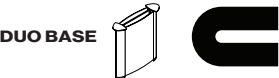
Duo Base, partial wood modesty panel.



Duo Base, full wood modesty panel.

VOX® CONFERENCE TABLES

RACETRACK (OPEN)



Specify edge type; add the two letter code after the model number.



Facet Edge (FC)



Taper Edge (TE)



Flowform Edge (FF)
5% upcharge
laminate not available



Camber Edge (CE)
5% upcharge
laminate not available

Anodized Aluminum Base Ends



* Based on a chair width of 25".

						No Modesty Panel	Partial Wood Modesty Panel		Full Wood Modesty Panel		
* Based on a chair width of 25".											
L"	x D"	Sugg Seat Capacity	Top Finish	Top Sections	Number of Bases-Size	Model Number	Duo Base List Price	Model Number	Duo Base List Price	Model Number	Duo Base List Price
108	120	6-8	Wood	5	6-22	28301/2	27,170	28304/2	33,485	28307/2	37,900
108	120	6-8	P-Lam	5	6-22	28301/5	23,435	28304/5	29,725	28307/5	34,310
116	132	7-9	Wood	5	6-22	28302/2	30,045	28305/2	37,180	28308/2	42,130
116	132	7-9	P-Lam	5	6-22	28302/5	25,685	28305/5	32,745	28308/5	37,670
132	144	9-11	Wood	5	6-22	28303/2	33,805	28306/2	42,470	28309/2	48,525
132	144	9-11	P-Lam	5	6-22	28303/5	28,555	28306/5	37,195	28309/5	43,170

Table tops are 32" deep.
Modesty panel options should be selected if tables are specified with Vox® Forums.
For Access and Tower Base options contact Nienkämper Customer Service at 800.668.9318



Duo Base, no modesty panel, no Forum.



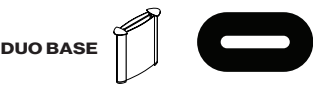
Duo Base, partial wood modesty panel



Duo Base, full wood modesty panel.

VOX® CONFERENCE TABLES

RACETRACK (CLOSED)



Specify edge type; add the two letter code after the model number.



Facet Edge (FC)



Taper Edge (TE)



Flowform Edge (FF)
5% upcharge
laminate not available



Camber Edge (CE)
5% upcharge
laminate not available

Anodized Aluminum Base Ends



* Based on a chair width of 25".

* Based on a chair width of 25".						No Modesty Panel		Wood Modesty Panel		Full Wood Modesty Panel	
L"	x D"	Sugg Seat Capacity	Top Finish	Top Sections	Number of Bases-Size	Model Number	Duo Base List Price	Model Number	Duo Base List Price	Model Number	Duo Base List Price
192	120	6-8	Wood	8	8-22	28331/2	39,385	28334/2	50,225	28337/2	57,465
192	120	6-8	P-Lam	8	8-22	28331/5	32,630	28334/5	44,360	28337/5	50,715
216	132	7-9	Wood	8	8-22	28332/2	43,300	28335/2	55,715	28338/2	63,980
216	132	7-9	P-Lam	8	8-22	28332/5	35,635	28335/5	48,020	28338/5	56,290
240	144	9-11	Wood	8	8-22	28333/2	47,690	28336/2	61,620	28339/2	76,085
240	144	9-11	P-Lam	8	8-22	28333/5	38,985	28336/5	52,950	28339/5	67,400

Table tops are 32" deep.
Modesty panel options should be selected if tables are specified with Vox® Forums.
For Access and Tower Base options contact Nienkämper Customer Service at 800.668.9318



Duo Base, no modesty panel, no Forum.



Duo Base, partial wood modesty panel



Duo Base, full wood modesty panel.

Wiring Vox Tables

The following information and illustrations outline cabling options from the floor to the Forums. These details are intended to clarify the characteristics of the various Vox® base designs and assist you in specifying your Vox® Table.

For additional support with cabling requirements, please contact the Nienkämper Customer Service Department at **800.668.9318**. Our team is available to help with planning and technical questions

DUO, TRI or QUAD BASES

The Vox® Duo, Tri and Quad Bases have flexible removable exterior panels that conveniently conceal cables. The centre support panel in this base style includes a cut-out that provides a double cable wrap for storing excess cable. The overall footprint of the base provides a significant area at floor level to conceal cabling, core drills or floor monuments.

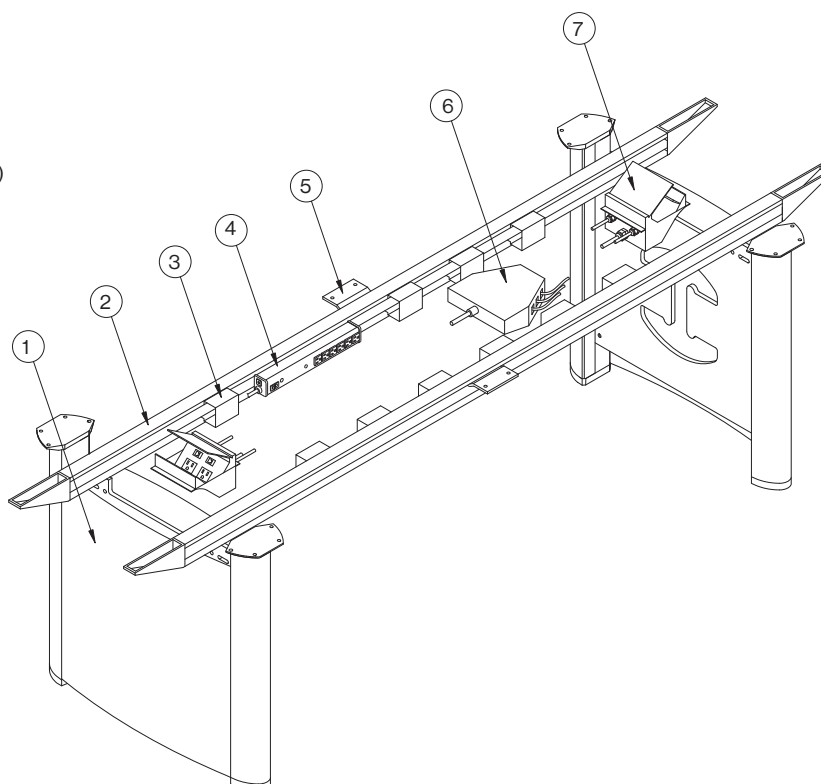
Duo, Tri and Quad Bases come in a variety of sizes, which are noted beside the model numbers of the Vox Tables. Specific dimensions and interior clearances for all base style and size are shown on pages 17-21.

Once cabling has been routed through the base to the underside of the top, it can be channeled and secured with Wire Management “U” Clips (supplied) which can be positioned along the length of the rail support system. Wire Management Strips are also provided, which can be adhered to the underside of the top as required.

When including a quantity of Vox® Forums to be hard-wired on site, the electrician should allow for one J-Box per Forum on the underside of the top to complete site-wiring.

Voice and data cabling can also be consolidated by mounting a Data Hub (provided by others) to the underside of the table.

1. Duo Base
2. Support Rail
3. Wire Management U-Clip
4. Surge Protector
5. Rail to Top Bracket
6. Data Hub (Supplied by others)
7. Vox® Forum



TERMS AND CONDITIONS OF SALE

PRICES

All prices are list prices, freight included, blanket-wrapped, dock delivered, from the manufacturing source to any location in the contiguous United States.

Brokerage is paid by Nienkämper for product shipped to the United States.

Due to existing conditions in regard to cost of labor and materials, we reserve the right to change prices without notice.

TERMS

Net 30 days from date of invoice to accredited buyers. Two per cent (2%) interest charged monthly on overdue accounts. Deposit of 50% is required with order. Terms will be established upon credit evaluation. Due to delays in processing references, first orders may be treated as C.B.D. orders.

ORDER CONFIRMATION

Orders are accepted upon issuance of our order confirmation and are subject to the terms set forth therein; notwithstanding any variance from the terms of the buyer's order form.

Nienkämper is not liable for any delay or failure to deliver caused by labor or transportation difficulties, accidents, acts of God, failure of sources of supply, or other causes beyond our control, and changes will affect the delivery date.

CHANGE OF ORDERS OR CANCELLATIONS

Changes or cancellations are subject to our ability to conform. A charge will be levied against cancelled or changed orders based on costs already incurred by Nienkämper. All changes must be in writing and submitted on a revised purchase order. Changes will affect the delivery date.

STORAGE

If goods cannot be accepted when ready, we may transfer them to storage (which is to be deemed as delivery for invoice purposes). The customer accepts risks and will be charged at prevailing rates.

FREIGHT

Prices include freight charges, blanket-wrapped, dock delivered, from the manufacturing source to any location in the contiguous United States. Packing and/or crating are available, if required, upcharges apply.

CLAIMS

All furniture is given to the carrier and signed for in good condition. It is the responsibility of the receiver to sign for the goods in the presence of the carrier and note the condition in which they are received. Freight claims should be filed with the carrier.

WARRANTY

There are no express or implied warranties, conditions and obligations of the manufacturer, whether statutory or otherwise that extend beyond the description on the face hereof. Our furniture is made to the highest standard and is warranted free from defects of material and workmanship for five years from the date of delivery. During the warranty period we will repair or replace such merchandise as shall prove to be defective, during normal usage in accordance with manufacturer's specifications. The manufacturer shall not be liable for defect wholly attributable to normal manufacturing process. Replacement or repair of the Product shall be the sole remedy of the Customer, and the manufacturer shall not be liable for any direct, indirect, incidental, or consequential loss or damage suffered by the Customer by reason of any defect in workmanship or manufacture of the Product or inability to use the Product. Moreover, this warranty does not cover accidental damage, abuse, alteration, ordinary wear and tear of Goods, negligence and misuse nor variations over which we have no control such as heat or humidity or damage to which the Goods are connected that is not attributable to the failure of the goods themselves. This warranty is null and void when the product is installed with hardware other than that supplied and/or when installed differently than recommended in the installation guide. Modification to the product or hardware may result in failure of the product and cause damage and/or injury.

WOOD FINISHES

Nienkämper offers a wide variety of standard light finishes on cherry, mahogany and figured anagré wood veneers, and a clear natural finish on figured anagré, figured sycamore, maple, bird's eye maple and curly maple.

Light finishes do not mask the grain and other characteristics of each wood species. It is important to understand that pieces of the same type of wood will not look identical when a light finish is used. The appearance of the finish will also depend on the natural color of the veneer. Cherry darkens over time as the wood ages. Pin knots and gum pockets are inherent traits.

Wood is a naturally variable raw material; its variances are not within the furniture manufacturer's control and are therefore not considered defects under this warranty.