

nienkämpfer

VOX® CONFERENCE

ACCESS BASE TABLES



2026

Prices shown are List Prices, FOB our Toronto
Factory- freight charges are extra. Packing and/
or crating is available, if required, upcharges apply.

HOW TO ORDER VOX® CONFERENCE TABLES

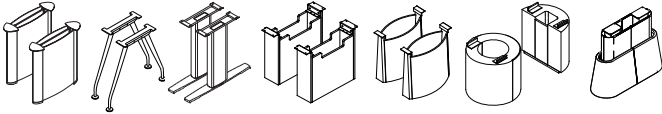
Vox® Conference Tables- Designed for versatility and style, Vox tables are available in a wide range of shapes and sizes to complement any meeting space. Standard heights are 28½" or 29", and the collection can be customized to meet unique requirements. For assistance, contact your local Nienkämper Sales Representative or Customer Service at **800.668.9318**.

SELECT SHAPE



Use the table of contents, or simply flip through the Conference Tables section of the Planning Guide to select a table shape that is suitable. To help find a shape, a small outline of the top is provided in the upper corner of each page.

SELECT BASE OPTION



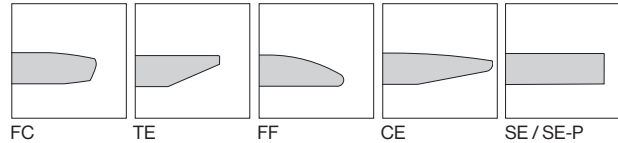
There are seven distinct base designs for each table shape that offer both aesthetic and functional benefits. Each base design is listed by model number for every top shape with options and choices for base finishes. For the Duo, Tri, Quad, Access, Tower and Drum Bases, a wood or plastic laminate finish must be selected, see page 8-11. If not specified otherwise, base finish will match top finish. Pages 17-23 illustrates the features of each base in detail and describes how wiring is accommodated.

SELECT SIZE AND MODEL NUMBER

L" x D"	Suggested Seating Capacity*	Top Finish	Top Sections	Model Number
120 x 42	8 - 10		2	51309/

Select the table size, from as small as 72" x 36" to as large as 240" x 84". Seating capacity is listed and can aid in determining the size required. Select a wood veneer or wood laminate option for your top.

SELECT EDGE PROFILE



Edge profiles can be specified for nearly any table shape. A small profile drawing appears at the top of each page, along with a two- or three-letter code indicating which edge profiles pair best with each top. Add this code to the end of the model number when specifying. For profile photos and scaled drawings, refer to page 13

SELECT VENEER AND FINISH

If a wood veneer top was chosen, a species and finish must be selected. Page 8 describes all wood veneer options.

SELECT LAMINATE

If a laminate top is preferred, Nienkämper offers a variety of wood grain and solid color laminates to choose from. Refer to pages 9-11 for a complete listing as well as instructions for customer specified laminates. Wood edges on wood grain laminate tops are selected to most closely resemble both the species and color of the laminate. Facet and Taper edge profiles are available with laminate tops.

ALUMINUM FINISH

Aluminum finishes must be specified for T-Base, Duo style bases, Access Base trim (if applicable), Forums and Accessories.

SELECT FORUMS (POWER / CONNECTIVITY SOLUTION)



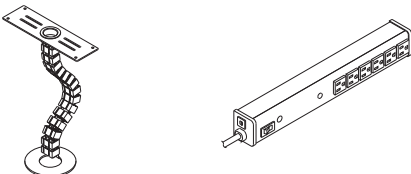
Vox® Forums provide a large variety of options for simple to complex connectivity requirements. Pages 216-245 describe these products and their features. Pages 219-221 show Vox Forum placement along the table top for all sizes of tops. Anodized aluminum finishes are listed on page 12.

Power Troughs or Power Drawers can be added to most Vox® Conference Tables providing a full range of Connectivity and Power solutions. Details can be found on pages 246-263.



For further information on Forums, Power Edge, Power Trough and Power Drawer please contact Customer Service at **800.668.9318**.

SELECT ACCESSORIES



A range of accessories can be specified that will enhance the performance of your Vox® Conference table. All products that relate to wire management can be found on pages 264-277. Accessories, such as table pads and coasters, are also in this section.

veneers

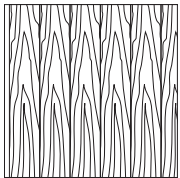
All wood surfaces are protected with a durable polyurethane clear lacquer with UV inhibitor. This finish is known for its exceptional durability, as well as abrasion, chemical, impact and scratch resistance. Standard sheen level is 45 degrees. Optional matte, 5, 10 and 35 degree sheen levels are available on request at no additional cost.

Wood Species	Order Code	Veneer/Stain	Upcharge
Maple	F-01	Natural Maple	No upcharge applies.
	F-02	Natural Curly Maple - Rotary Cut	Add 15%.
	F-03	Natural Bird's Eye Maple - Rotary Cut	Call Customer Service for pricing.
	F-04	Maple Stained Pear	No upcharge applies.
Cherry	F-05	Natural Cherry	No upcharge applies.
	F-06	Standard Cherry	No upcharge applies.
	F-07	Cherry Stained Amber	No upcharge applies.
	F-08	Cherry Stained Auburn	No upcharge applies.
	F-09	Cherry Stained Burgundy	No upcharge applies.
Mahogany	F-10	Light Mahogany	No upcharge applies.
	F-11	Medium Mahogany	No upcharge applies.
	F-12	Dark Mahogany	No upcharge applies.
	F-13	Red Mahogany	No upcharge applies.
Anagré	F-14	Natural Figured Anagré - Qtr. Cut Book-Match	Add 15%.
	F-15	Figured Anagré Stained Amber - Qtr. Cut Book-Match	Add 15%.
Sycamore	F-16	Natural Figured Sycamore - Qtr. Cut Book-Match	Add 15%.
Walnut	F-17	Burnt Walnut	No upcharge applies.
	F-19	Natural Walnut- Flat Cut Book-Match	No upcharge applies.
	F-19FM	Natural Walnut- Flat Cut Book-Match (matte sheen)	No upcharge applies.
	F-27F	Creamy Walnut- Flat Cut Book-Match (10° sheen)	No upcharge applies.
	F-27R	Creamy Walnut - Rift Cut Slip-Match (10° sheen)	Add 5%
	F-28	Tawny Walnut	No upcharge applies.
	F-31FM	Autumn Walnut- Flat Cut Book-Match (matte sheen)	No upcharge applies.
	F-31RM	Autumn Walnut - Rift Cut Slip-Match (matte sheen)	Add 5%
Oak	F-18F	Natural White Oak - Flat Cut Book-Match (10° sheen)	No upcharge applies.
	F-18R	Natural White Oak - Rift Cut Slip-Match (10° sheen)	Add 5%
	F-26	Charcoal Ash On Oak- Flat Cut Book- Match (10° sheen)	No upcharge applies.
	F-29F	Smoky Oak - Flat Cut Book-Match	No upcharge applies.
	F-29R	Smoky Oak - Rift Cut Slip-Match	Add 5%
	F-29FM	Smoky Oak - Flat Cut Book-Match (matte sheen)	No upcharge applies.
	F-29RM	Smoky Oak - Rift Cut Slip-Match (matte sheen)	Add 5%
	F-30FM	Whisper White Oak - Flat Cut Book-Match (matte sheen)	No upcharge applies.
	F-30RM	Whisper White Oak - Rift Cut Slip-Match (matte sheen)	Add 5%
	F-32FM	Cotton White Oak - Flat Cut Book-Match (matte sheen)	No upcharge applies.
F-32RM	Cotton White Oak - Rift Cut Slip-Match (matte sheen)	Add 5%	
Sapele – Ribbon Stripe	F-20	Natural Ribbon Strip Sapele - Qtr. Cut Slip-Match	No upcharge applies.
Moabi (Cherry substitute)	F-21	Natural Moabi - Quarter - Qtr. Cut Book-Match	No upcharge applies.
Cape Coast Walnut	F-22	Dark Cape Coast Walnut - Qtr. Cut Slip-Match	No upcharge applies.
	F-23	Natural Cape Coast Walnut - Qtr. Cut Slip-Match	No upcharge applies.
	F-23	Natural Cape Coast Walnut - Qtr. Cut Slip-Match	No upcharge applies.
Ash	F-25	Slate Gray Ash - Qtr. Cut Slip-Match	No upcharge applies.

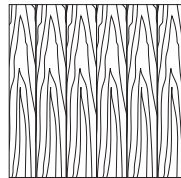
VENEER GRAIN OPTIONS

Nienkämper products utilize the best quality veneers available, and, combined with Nienkämper's patented veneering systems, create work environments of incredible quality and beauty.


All veneer furniture comes standard with flat cut book-match veneer; flat cut slip-match veneer can also be specified. Quarter cut slip-match and quarter cut book-match veneers are available at a 5% upcharge. Figured Anagré and Figured Sycamore veneers are Quarter cut book-matched. Bird's Eye Maple and Curly Maple are rotary cut. Facet Edge, Taper edge, Flowform, Camber and Self edge tops with veneer are manufactured with a solid wood edge. All edges are then veneer wrapped to create a seamless profile top.




Standard V1
Flat Cut Book-Match



Flat Cut Slip-Match V2



Quarter Cut Slip-Match V3
Add 5%



Quarter Cut Book-Match V4
Add 5%

P-LAM

Wood grain plastic laminate surfaces are available on table tops with Facet, Taper and Self edges.

These tops are manufactured with a solid wood edge that is applied prior to the laminate top surface. This method conceals the thickness of the wood edge, while providing the durability required. Wood edges are selected that most closely resemble both the species and the color of the laminate chosen

Nienkämper has pre-selected a number of standard wood grain plastic laminates that represent a cross section of both color and species. Simply include the order code with the model number to make these selections. Alternatively wood grain plastic laminates selected outside of Nienkämper's standard selection can be made by specifying the manufacturer as well as the description and model number of the laminate at the time of order.

Wood Grain Plastic Laminate Surfaces	Order Code	Manufacturer #	Finish
Hardrock Maple	WL2	Pionite WM791-SD	Textured/Suede
Monticello Maple	WL5	Wilsonart 7925-38	Fine Velvet Texture
Fusion Maple	WL13	Wilsonart 7909-60	Matte
New Age Oak	WL14	Wilsonart 7938-38	Fine Velvet Texture
Wild Cherry	WL18	Wilsonart 7054-60	Matte
River Cherry	WL19	Wilsonart 7937-38	Fine Velvet Texture
Montana Walnut	WL20	Wilsonart 7110T-78	Fine Grain
Skyline Walnut	WL26	Wilsonart 7964K-12	Soft Grain
Continental Walnut	WL-29	Wilsonart 8232K-05	Timbergrain
Neo Walnut	WL-30	Wilsonart 7991-38	Fine Velvet Texture
Walnut Heights	WL-31	Wilsonart 7965K-12	Soft Grain
Grayed Oak	WL-32	Formica 5791-PG	Pure Grain Texture
Millennium Oak	WL-33	Formica 5887-58	Matte
Aged Ash	WL-34	Formica 8844-WR	Woodbrush
Lowell Ash	WL-35	Wilsonart 7994-38	Fine Velvet Texture
Natural Ash	WL-36	Formica 8843-WR	Woodbrush
Norwegian Ash	WL-37	Wilsonart 8241-38	Fine Velvet Texture
Weathered Ash	WL-38	Formica 8842-WR	Woodbrush
Smoky Brown Pear	WL-39	Formica 5488-26	Oiled Wood
Studio Teak	WL-40	Wilsonart 7960K-18	Linearity
Fawn Cypress	WL-41	Wilsonart 8208K-16	Casual Rustic
Landmark Wood	WL-42	Wilsonart 7981K-12	Soft Grain
Natural Cerise	WL-43	Formica 8863-58	Matte
Natural Recon	WL-44	Wilsonart 7996-38	Fine Velvet Texture
Pecan Woodline	WL-45	Formica 5883-58	Matte

To specify the wood grain laminate required simply add the Order Code WL_ to the model number of the product.

Samples and specific technical data is available from your local sales representative or by contacting Nienkämper's Customer Service department at **800.668.9318**.

P-LAM

COLORED P-LAM


Both Taper and Self edge profiles are available with a colored laminate top.

Laminate edging on Taper tops. Edging will match the top surface and is applied before the surface laminate. By applying the laminate in this way, the seam is positioned horizontally, which makes it much less conspicuous and more durable.


Wood edging on Self and Taper Edge tops are applied before the laminate. By applying the wood edge in this way, the wood edge thickness is concealed, while providing the durability required. Wood species and finishes for edging can be selected from page 8.

For laminates specified outside of Nienkämper's standard selection, specify the manufacturer as well as the description and model number of the laminate selected at the time of order. For Facet edge tops, the laminate must be a post-forming grade.

Translucent edging on Self and Taper edge tops is applied after the surface laminate. The translucent edge is very durable. Clear translucent edge provides a good match with most white-colored laminates, while a silver translucent edge provides a metallic look and contrast to colored plastic laminates.




P-Lam top & Self edge



P-Lam top & Translucent Self edge



Wood Grain P-Lam top & silver Translucent Self edge



P-Lam top & solid wood Facet edge

*An unavoidable, thin dark line will be visible when specifying a matching p.lam edge. This is more pronounced with light colored laminates

Colored Plastic Laminates Surface	Order Code	Manufacturer #	Finish
Gray (Nienkämper - Light Gray/Putty)	CL-01	Wilsonart 1500-60	Matte
Platinum Gray (Nienkämper - Medium Gray/Clay)	CL-02	Nevamar S6023T	Textured
Slate Grey (Nienkämper - Dark Gray)	CL-03	Wilsonart D91-60	Matte
Black	CL-04	Wilsonart 1595-60	Matte
Angel White	CL-05	Pionite SW-826SD	Textured/ Suede
Frosty White	CL-06	Wilsonart 1573-60	Matte
White (for writable surface)	Contact customer service for details 800.668.9318		Gloss

Add the order code behind the edge profile when specifying.

P-LAM

FINGERPRINT RESISTANT P-LAM

Fingerprint Resistant Plastic Laminate is an innovative material created for interior design applications and is suitable for both vertical and horizontal interior applications on our Nienkämper furniture.

The external surface of Fingerprint Resistant Plastic Laminate involves the use of nanotechnology made possible by next generation acrylic resins.

The unique composition offers extraordinary features coupled with a unique user experience. These include an ultra matte surface (eliminating glare), an ultra soft feel, an anti-fingerprint surface, thermal healing of micro-scratches, increased durability as well as anti-bacterial and mold-resistant properties.

Edgeband matching all Fingerprint Resistant Plastic Laminate colors is only available when specifying a Taper edge. For Self edge tops 1" and 1 1/4" thick, matching edgeband are only available in Black (RL-01) and White (RL-03). When a matching edgeband is not available, the specified surface laminate is used on the edge. **Contact Customer Service for more details 800.668-9318.**

There is a 20% upcharge on our standard plastic laminate table pricing for Fingerprint Resistant Plastic Laminate.

Colored "Fingerprint Resistant" Plastic Laminate Surface	Order Code	Finish
Black	RL-01	Matte
Gray	RL-02	Matte
White	RL-03	Matte
Sand	RL-04	Matte
Brown	RL-05	Matte
Clay	RL-06	Matte
Beige	RL-07	Matte
Ash	RL-08	Matte
Smoke	RL-09	Matte

Edgeband to Match with Colored "Fingerprint Resistant" Plastic Laminate	Thickness	Order Code
Black	3/4", 1", 1-1/4"	RE-01
Gray	3/4"	RE-02
White	3/4", 1", 1-1/4"	RE-03
Sand	3/4"	RE-04
Brown	3/4"	RE-05
Clay	3/4"	RE-06
Beige	3/4"	RE-07
Ash	3/4"	RE-08
Smoke	3/4"	RE-09

ALUMINUM/PAINT FINISHES - VOX®

ALUMINUM FINISHES

Anodized Aluminum Finishes	Order Code
Silver	AL-01
Champagne	AL-02
Light Bronze	AL-03
Bronze	AL-04
Black	AL-06

Simply specify the finish of choice when placing your order. Note upcharges may apply for non-standard finishes. Anodized aluminum and paint finish samples are available from your local sales representative or by calling Nienkämper's Customer Service department, at **800.668.9318**.

PAINT FINISHES

Some Vox® components are painted.

Paint finishes are generally used when anodizing is not an option, (i.e. castings). While color matching is close, it is impossible to match exactly the qualities of anodizing with paint finishes.

Standard Paint	Order Code
Silver	SP-01
Champagne	SP-02
Light Bronze	SP-03
Angel White	SP-04
Frosty White	SP-05
Black	SP-06

Metallic Paint	Order Code
Silver Metallic	MP-01
Champagne Metallic	MP-02
Light Bronze Metallic	MP-03

Powder Coat Paint	Order Code
Nienkämper Silver	PC-01
Champagne	PC-02
Light Bronze	PC-03
Standard Bronze	PC-04
Black Jack	PC-06
Warm White	PC-07
Red	PC-09
Cool White	PC-12
Pure Orange	PC-14
Lime	PC-16
Sky Blue	PC-17
Cobalt Blue	PC-18
Charcoal Gray (Matte)	PC-22
Matte Red Clay	PC-24
Cream	PC-25
Mulberry	PC-26
Forest Green (Matte)	PC-27
Mustard (Matte)	PC-28

EDGE DETAILS - CONFERENCE TABLES

Conference tables with tops that are 1 1/4" thick have 5 edge profiles to choose from.

To select:

Facet Edge add "FC" after the table model number

Taper Edge add "TE" after the table model number

Flowform Edge add "FF" after the table model number

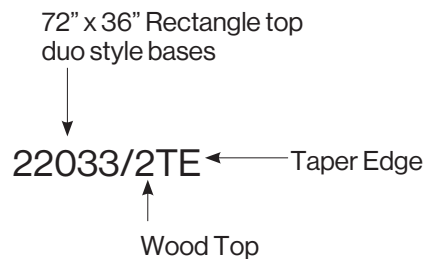
Camber Edge add "CE" after the table model number

Self Edge add "SE" or "SE-P" (exposed plywood edge) after the table model number

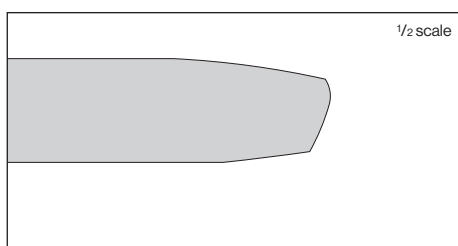
Flowform Edge and Camber Edge require a 5% upcharge

Flowform and Camber edged tops are veneer-wrapped, and are not available with plastic laminate

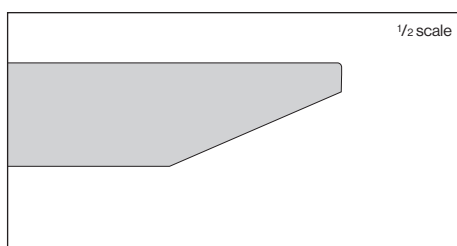
- Rectangle shape, Boat shape, Vista shape and Congress shape tops specified with a Flowform Edge have this edge profile on two sides only, with self edges on the two ends of the top.
- All conference table tops are 1 1/4" thick, edges are manufactured with a profiled solid wood edge.
- Camber edge is standard with an 8" radius corner feature on rectangle, boat, square, and vista shaped tops.



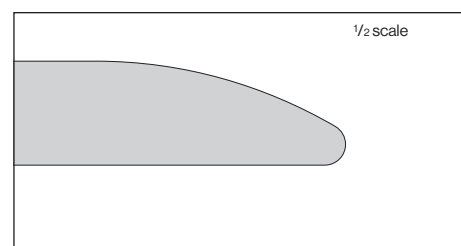
EXAMPLE




Facet Edge "FC"




Taper Edge "TE"



Flowform Edge "FF"



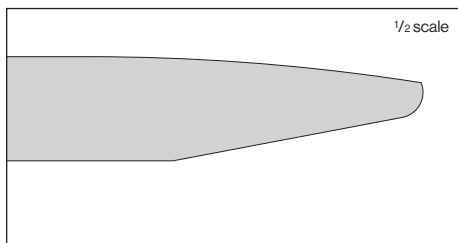
Facet Edge - specify "FC"



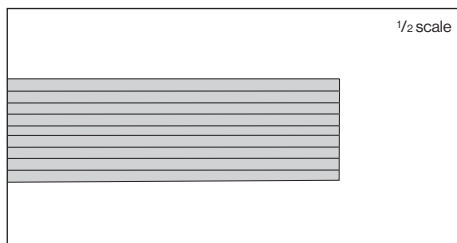
Taper Edge - specify "TE"




Flowform Edge - specify "FF"



Camber Edge "CE"



Self Edge "SE" / Self Edge with Exposed Plywood Core "SE-P"



Camber Edge - specify "CE"




Self "SE" / Self with Exposed Plywood Core "SE-P"

SPECIAL TOP OPTIONS – VOX® CONFERENCE TABLES

A range of special top options are available for creating unique tables. By adding reveals, stain and veneer combinations personalizing your Vox® conference table has never been easier. Four examples are shown that can be easily included in any of our standard conference tables. Simply specify the option you prefer and Nienkämper's customer service department (**call 800.668.9318**) can provide you with a quotation based on the model of table selected. They will also be happy to help you if a custom combination of veneer and finishes are required.




Option A
Flat cut, Book-matched veneer, Natural finish, 1/4" polished aluminum reveal.



Option B
Flat cut, Book-matched veneer, Natural finish edge, stained center, 1/4" polished aluminum reveal.



Option C
Flat cut, Book-matched veneer (veneer pattern as shown), stained edge, natural finish center, 1/4" polished aluminum reveal.



Option D
Rift cut, Book-matched veneer, Natural finish edge, stained center, 1/4" polished aluminum reveal.

BASE STYLE OPTIONS – VOX® CONFERENCE TABLES

Base Designs

Vox® conference tables offer seven distinct base designs, each combining aesthetic appeal with functional benefits. These base options are available for most top shapes and include a variety of finish choices. All bases are listed by model number for easy reference.

To assist with selection, pages 17-23 provide detailed illustrations and descriptions of each base design along with their wiring capacity.



Vox® Duo Base

The Duo, Tri and Quad base provide ample capacity for storing cabling inside the leg. Available in a range of veneers and stains and anodized finishes.



Vox® Access Base

These bases are designed to manage and conceal cabling while hiding core drills and floor-mounted receptacles for a clean, streamlined look. Available in veneer and plastic laminate with or without aluminum trim—select by model number.



Vox® Tower Base

With a distinctive shape, these bases are designed to manage wiring and conceal core drills and floor-mounted receptacles, while providing generous internal space for cable routing. Available in veneer and plastic laminate. Select by model number.



Vox® Drum Base

Available in 2 styles, Half Drum (shown) or Full Drum bases, both designed to provide generous space for tables with extensive cabling and power needs. The wiring and power cavity is easily accessible—remove the straight panel for the Half Drum style or a section of the base for Full Drum models. Available in various veneers, stains and plastic laminates. Selection is based on model number.

BASE OPTIONS – VOX® CONFERENCE TABLES



Vox® T-Leg Base

The vertical section of the T-Leg base features an integrated channel designed to manage excess cabling and route wires to and from the floor. Available in anodized or polished aluminum—selection determined by model number.



Vox® Taper Base

The very thin profile of the Taper base design is ideal for maximizing space under a table. Available in polished aluminum or silver paint – Select by model number.

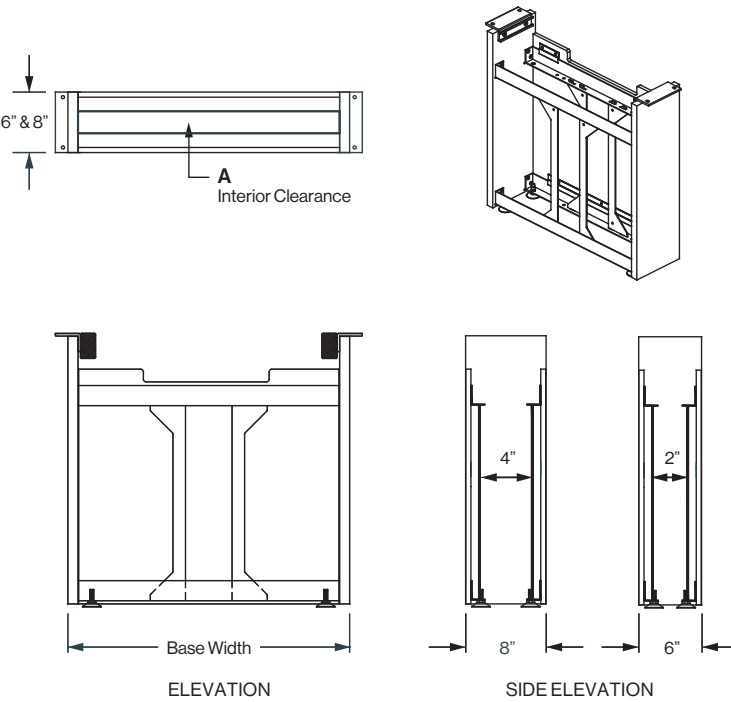


Vox® LCS Base


The LCS effortlessly transitions from sitting to standing height at the push of a button. Cabling is concealed within the Neather wrapped base. Also available as a fixed height. – Select by model number.

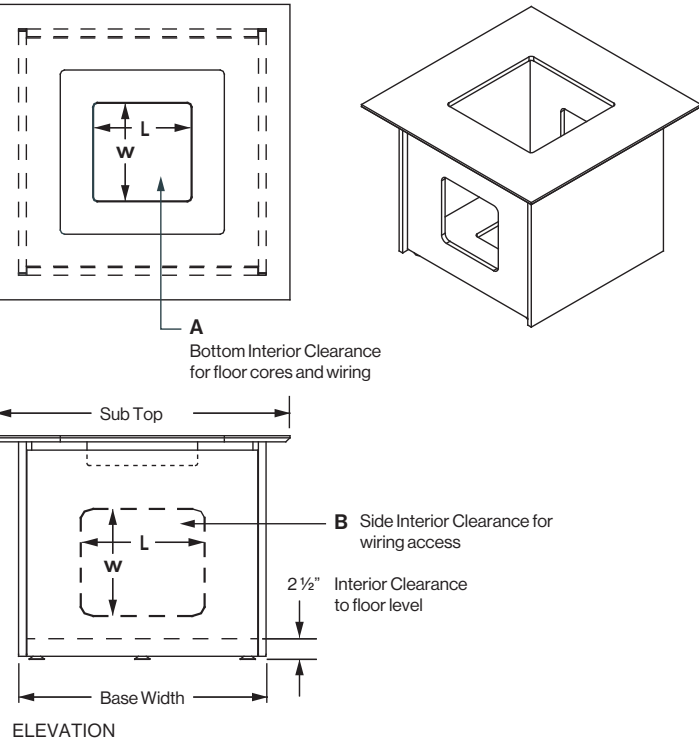
VOX[®] ACCESS BASE INTERIOR CLEARANCES


Access Base - These bases offer generous cable storage inside the leg while concealing core drills and floor-mounted receptacles. A floor monument can be positioned directly under rectangular or square Access Bases—refer to interior clearance dimensions. Removable panels lift off without tools for full access to the wire cavity. Available in veneer or laminate, with optional aluminum trim in five anodized colors. Detailed drawings for all standard Vox tables, including base locations, can be downloaded from www.nienkamper.com

Description	Base Width	A- Interior Clearance	
		L"	W"
RECTANGULAR ACCESS BASE PLAN VIEW 	6" w Base		
	19	17	2
	24	22	2
	28	26	2
	32	30	2
	36	36	2
	40	38	2
	8" w Base		
	19	17	4
	24	22	4
	28	26	4
	32	30	4
	36	36	4
	40	38	4

Note:
A special-order 10" wide Access Base is available when an Extron 1400 power/ connectivity unit with retractors or any equipment requiring additional space is ordered. For details, contact Customer Service at **800.668.9318**.



Description	Base Width Square	Sub Top Square	A- Interior Clearance		B- Interior Clearance	
			L"	W"	L"	W"
SQUARE ACCESS BASE PLAN VIEW 	20	26	12	12	12	12
	24	30	12	12	12	12
	28	34	12	12	12	12
	32	38	14	14	12	12
	36	42	14	14	12	12
	42	48	14	14	12	12



VOX® CONFERENCE TABLES

RECTANGLE SHAPE Design Mark Müller

6" ACCESS BASE



Specify edge type; add the two letter code after the model number.

All Rectangular shape table sizes available with optional 6" radius "Soft" corner (must be specified at time of order)



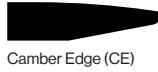
Facet Edge (FC)



Taper Edge (TE)

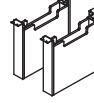


Flowform Edge (FF)
5% upcharge
laminare not available

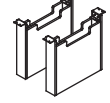


Camber Edge (CE)
5% upcharge
laminare not available

No Trim



With Anodized Aluminum Trim

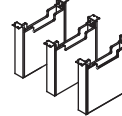


* Based on a chair width of 25".

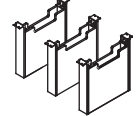
L" x D"	Sugg Seat Capacity	Top Finish	Top Sections	Model Number	Number of Bases-Size	2 Access Bases List Price	Model Number	Number of Bases-Size	2 Access Bases List Price
72 x 36	4-6	Wood	1	60011/2	2-19	7,160	60012/2	2-19	7,280
72 x 36	4-6	P-Lam	1	60011/5	2-19	6,255	60012/5	2-19	6,390
78 x 38	4-6	Wood	1	60021/2	2-19	7,690	60022/2	2-19	7,840
78 x 38	4-6	P-Lam	1	60021/5	2-19	6,655	60022/5	2-19	6,790
84 x 38	6-8	Wood	1	60031/2	2-19	8,005	60032/2	2-19	8,135
84 x 38	6-8	P-Lam	1	60031/5	2-19	6,895	60032/5	2-19	7,020
84 x 42	6-8	Wood	1	60041/2	2-19	8,470	60042/2	2-19	8,600
84 x 42	6-8	P-Lam	1	60041/5	2-19	7,255	60042/5	2-19	7,405
96 x 42	6-8	Wood	1	60051/2	2-19	9,210	60052/2	2-19	9,340
96 x 42	6-8	P-Lam	1	60051/5	2-19	7,820	60052/5	2-19	7,950
96 x 48	6-8	Wood	1	60061/2	2-19	10,025	60062/2	2-19	10,170
96 x 48	6-8	P-Lam	1	60061/5	2-19	8,470	60062/5	2-19	8,600
108 x 42	8-10	Wood	2	60071/2	2-19	9,935	60072/2	2-19	10,070
108 x 42	8-10	P-Lam	2	60071/5	2-19	8,340	60072/5	2-19	8,490
108 x 48	8-10	Wood	2	60081/2	2-19	10,855	60082/2	2-19	10,995
108 x 48	8-10	P-Lam	2	60081/5	2-19	9,085	60082/5	2-19	9,225
120 x 42	8-10	Wood	2	60091/2	2-19	11,605	60092/2	2-19	11,740
120 x 42	8-10	P-Lam	2	60091/5	2-19	9,865	60092/5	2-19	10,005
120 x 48	8-10	Wood	2	60101/2	2-19	12,615	60102/2	2-19	12,760
120 x 48	8-10	P-Lam	2	60101/5	2-19	10,650	60102/5	2-19	10,790
120 x 54	8-10	Wood	2	60111/2	2-24	13,985	60112/2	2-24	14,125
132 x 48	8-10	Wood	2	60121/2	2-19	13,755	60122/2	2-19	13,895
132 x 54	8-10	Wood	2	60131/2	2-24	15,145	60132/2	2-24	15,270

These models are constructed without support rails - bases are attached directly to tops.

No Trim



With Anodized Aluminum Trim



* Based on a chair width of 25".

L" x D"	Sugg Seat Capacity	Top Finish	Top Sections	Model Number	Number of Bases-Size	3 Access Bases List Price	Model Number	Number of Bases-Size	3 Access Bases List Price
144 x 48	10-12	Wood	2	60141/2	3-19	16,125	60142/2	3-19	16,265
144 x 54	10-12	Wood	2	60151/2	3-24	17,470	60152/2	3-24	17,610
144 x 60	10-12	Wood	2	60161/2	3-28	18,785	60162/2	3-28	18,925
156 x 48	10-12	Wood	2	60171/2	3-19	17,230	60172/2	3-24	17,365
156 x 54	12-14	Wood	2	60181/2	3-24	18,725	60182/2	3-24	18,870
156 x 60	12-14	Wood	2	60191/2	3-28	20,190	60192/2	3-28	20,335
156 x 66	12-14	Wood	3	60201/2	3-32	21,795	60202/2	3-32	21,930
168 x 48	12-14	Wood	2	60211/2	3-19	19,200	60212/2	3-19	19,350
168 x 54	12-14	Wood	2	60221/2	3-24	20,835	60222/2	3-24	20,980
168 x 60	12-14	Wood	2	60231/2	3-28	22,455	60232/2	3-28	22,615
168 x 66	12-14	Wood	3	60241/2	3-32	24,195	60242/2	3-32	24,340

All table sizes are available with Plastic Laminate top surfaces. To specify, select the desired table size and replace '2' in the wood finish model number with '5'.

VOX® CONFERENCE TABLES

RECTANGLE SHAPE Design Mark Müller

6" ACCESS BASE



Specify edge type; add the two letter code after the model number.



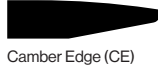
Facet Edge (FC)



Taper Edge (TE)



Flowform Edge (FF)
5% upcharge
laminare not available



Camber Edge (CE)
5% upcharge
laminare not available

All Rectangular shape table sizes available with optional 6" radius "Soft" corner (must be specified at time of order)

* Based on a chair width of 25".

L" x D"	Sugg Seat Capacity	Top Finish	Top Sections	Model Number	Number of Bases-Size	3 Access Bases List Price	Model Number	Number of Bases-Size	3 Access Bases List Price
180 x 48	12-14	Wood	3	60251/2	3-19	20,100	60252/2	3-19	20,235
180 x 54	14-16	Wood	3	60261/2	3-24	21,860	60262/2	3-24	22,010
180 x 60	14-16	Wood	3	60271/2	3-28	23,560	60272/2	3-28	23,690
180 x 66	14-16	Wood	3	60281/2	3-32	25,435	60282/2	3-32	25,570
180 x 72	14-16	Wood	3	60291/2	3-36	27,205	60292/2	3-36	27,355
192 x 54	14-16	Wood	4	60301/2	3-24	23,455	60302/2	3-24	23,605
192 x 60	14-16	Wood	4	60311/2	3-28	25,355	60312/2	3-28	25,505
192 x 66	14-16	Wood	4	60321/2	3-32	27,400	60322/2	3-32	27,540
192 x 72	14-16	Wood	4	60331/2	3-36	29,345	60332/2	3-36	29,490
204 x 54	14-16	Wood	4	60341/2	3-24	24,495	60342/2	3-24	24,625
204 x 60	16-18	Wood	4	60351/2	3-28	26,485	60352/2	3-28	26,620
204 x 66	16-18	Wood	4	60361/2	3-32	28,640	60362/2	3-32	28,770
204 x 72	16-18	Wood	4	60371/2	3-36	30,710	60372/2	3-36	30,850
204 x 78	16-18	Wood	4	60381/2	3-36	32,735	60382/2	3-36	32,880
216 x 54	16-18	Wood	4	60391/2	3-24	26,275	60392/2	3-24	26,415
216 x 60	16-18	Wood	4	60401/2	3-28	28,430	60402/2	3-28	28,570
216 x 66	16-18	Wood	4	60411/2	3-32	30,775	60412/2	3-32	30,915
216 x 72	16-18	Wood	4	60421/2	3-36	33,030	60422/2	3-36	33,165
216 x 78	16-18	Wood	4	60431/2	3-36	35,235	60432/2	3-36	35,375



No Trim



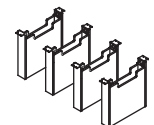
With Anodized Aluminum Trim

* Based on a chair width of 25".

L" x D"	Sugg Seat Capacity	Top Finish	Top Sections	Model Number	Number of Bases-Size	4 Access Bases List Price	Model Number	Number of Bases-Size	4 Access Bases List Price
228 x 54	16-18	Wood	4	60441/2	4-24	29,030	60442/2	4-24	29,160
228 x 60	16-18	Wood	4	60451/2	4-28	31,410	60452/2	4-28	31,555
228 x 66	18-20	Wood	4	60461/2	4-32	34,630	60462/2	4-32	34,765
228 x 72	18-20	Wood	4	60471/2	4-36	36,365	60472/2	4-36	36,490
228 x 78	18-20	Wood	4	60481/2	4-36	38,765	60482/2	4-36	38,900
228 x 84	18-20	Wood	4	60491/2	4-40	41,080	60492/2	4-40	41,225
240 x 54	16-18	Wood	4	60501/2	4-24	30,670	60502/2	4-24	30,820
240 x 60	18-20	Wood	4	60511/2	4-28	33,205	60512/2	4-28	33,340
240 x 66	18-20	Wood	4	60521/2	4-32	35,855	60522/2	4-32	36,000
240 x 72	18-20	Wood	4	60531/2	4-36	38,480	60532/2	4-36	38,630
240 x 78	18-20	Wood	4	60541/2	4-36	41,090	60542/2	4-36	41,235
240 x 84	18-20	Wood	4	60551/2	4-40	43,560	60552/2	4-40	43,705



No Trim



With Anodized Aluminum Trim

All table sizes are available with Plastic Laminate top surfaces. To specify, select the desired table size and replace '/2' in the wood finish model number with '/5'.

VOX® CONFERENCE TABLES

RECTANGLE SHAPE Design Mark Müller

8" ACCESS BASE



Specify edge type; add the two letter code after the model number.



Facet Edge (FC)



Taper Edge (TE)



Flowform Edge (FF)
5% upcharge
laminates not available



Camber Edge (CE)
5% upcharge
laminates not available

All Rectangular shape table sizes available with optional 6" radius "Soft" corner (must be specified at time of order)

* Based on a chair width of 25".

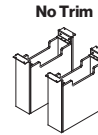
L" x D"	Sugg Seat Capacity	Top Finish	Top Sections	Model Number	Number of Bases-Size	2 Access Bases List Price	Model Number	Number of Bases-Size	2 Access Bases List Price
72 x 36	4-6	Wood	1	60013/2	2-19	7,160	60014/2	2-19	7,280
72 x 36	4-6	P-Lam	1	60013/5	2-19	6,255	60014/5	2-19	6,390
78 x 38	4-6	Wood	1	60023/2	2-19	7,690	60024/2	2-19	7,840
78 x 38	4-6	P-Lam	1	60023/5	2-19	6,655	60024/5	2-19	6,790
84 x 38	6-8	Wood	1	60033/2	2-19	8,005	60034/2	2-19	8,135
84 x 38	6-8	P-Lam	1	60033/5	2-19	6,895	60034/5	2-19	7,020
84 x 42	6-8	Wood	1	60043/2	2-19	8,470	60044/2	2-19	8,600
84 x 42	6-8	P-Lam	1	60043/5	2-19	7,255	60044/5	2-19	7,405
96 x 42	6-8	Wood	1	60053/2	2-19	9,210	60054/2	2-19	9,340
96 x 42	6-8	P-Lam	1	60053/5	2-19	7,820	60054/5	2-19	7,950
96 x 48	6-8	Wood	1	60063/2	2-19	10,025	60064/2	2-19	10,170
96 x 48	6-8	P-Lam	1	60063/5	2-19	8,470	60064/5	2-19	8,600
108 x 42	8-10	Wood	2	60073/2	2-19	9,935	60074/2	2-19	10,070
108 x 42	8-10	P-Lam	2	60073/5	2-19	8,340	60074/5	2-19	8,490
108 x 48	8-10	Wood	2	60083/2	2-19	10,855	60084/2	2-19	10,995
108 x 48	8-10	P-Lam	2	60083/5	2-19	9,085	60084/5	2-19	9,225
120 x 42	8-10	Wood	2	60093/2	2-19	11,605	60094/2	2-19	11,740
120 x 42	8-10	P-Lam	2	60093/5	2-19	9,865	60094/5	2-19	10,005
120 x 48	8-10	Wood	2	60103/2	2-19	12,615	60104/2	2-19	12,760
120 x 48	8-10	P-Lam	2	60103/5	2-19	10,650	60104/5	2-19	10,790
120 x 54	8-10	Wood	2	60113/2	2-24	13,985	60114/2	2-24	14,125
132 x 48	8-10	Wood	2	60123/2	2-19	13,755	60124/2	2-19	13,895
132 x 54	8-10	Wood	2	60133/2	2-24	15,145	60134/2	2-24	15,270

These models are constructed without support rails – bases are attached directly to tops.

* Based on a chair width of 25".

L" x D"	Sugg Seat Capacity	Top Finish	Top Sections	Model Number	Number of Bases-Size	3 Access Bases List Price	Model Number	Number of Bases-Size	3 Access Bases List Price
144 x 48	10-12	Wood	2	60143/2	3-19	16,125	60144/2	3-19	16,265
144 x 54	10-12	Wood	2	60153/2	3-24	17,470	60154/2	3-24	17,610
144 x 60	10-12	Wood	2	60163/2	3-28	18,785	60164/2	3-28	18,925
156 x 48	10-12	Wood	2	60173/2	3-19	17,230	60174/2	3-19	17,365
156 x 54	12-14	Wood	2	60183/2	3-24	18,725	60184/2	3-24	18,870
156 x 60	12-14	Wood	2	60193/2	3-28	20,190	60194/2	3-28	20,335
156 x 66	12-14	Wood	3	60203/2	3-32	21,795	60204/2	3-32	21,930
168 x 48	12-14	Wood	2	60213/2	3-19	19,200	60214/2	3-19	19,350
168 x 54	12-14	Wood	2	60223/2	3-24	20,835	60224/2	3-24	20,980
168 x 60	12-14	Wood	2	60233/2	3-28	22,455	60234/2	3-28	22,615
168 x 66	12-14	Wood	3	60243/2	3-32	24,195	60244/2	3-32	24,340

All table sizes are available with Plastic Laminate top surfaces. To specify, select the desired table size and replace '/2' in the wood finish model number with '/5'.



No Trim



With Anodized Aluminum Trim



No Trim



With Anodized Aluminum Trim

VOX® CONFERENCE TABLES

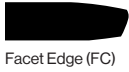
RECTANGLE SHAPE Design Mark Müller

8" ACCESS BASE



Specify edge type; add the two letter code after the model number.

All Rectangular shape table sizes available with optional 6" radius "Soft" corner (must be specified at time of order)



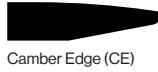
Facet Edge (FC)



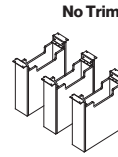
Taper Edge (TE)



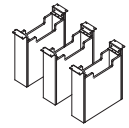
Flowform Edge (FF)
5% upcharge
laminare not available



Camber Edge (CE)
5% upcharge
laminare not available



No Trim

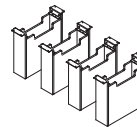


With Anodized Aluminum Trim

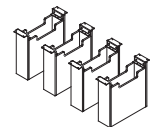
* Based on a chair width of 25".

L" x D"	Sugg Seat Capacity	Top Finish	Top Sections	Model Number	Number of Bases-Size	3 Access Bases List Price	Model Number	Number of Bases-Size	3 Access Bases List Price
180 x 48	12-14	Wood	3	60253/2	3-19	20,100	60254/2	3-19	20,235
180 x 54	14-16	Wood	3	60263/2	3-24	21,860	60264/2	3-24	22,010
180 x 60	14-16	Wood	3	60273/2	3-28	23,560	60274/2	3-28	23,690
180 x 66	14-16	Wood	3	60283/2	3-32	25,435	60284/2	3-32	25,570
180 x 72	14-16	Wood	3	60293/2	3-36	27,205	60294/2	3-36	27,355
192 x 54	14-16	Wood	4	60303/2	3-24	23,455	60304/2	3-24	23,605
192 x 60	14-16	Wood	4	60313/2	3-28	25,355	60314/2	3-28	25,505
192 x 66	14-16	Wood	4	60323/2	3-32	27,400	60324/2	3-32	27,540
192 x 72	14-16	Wood	4	60333/2	3-36	29,345	60334/2	3-36	29,490
204 x 54	14-16	Wood	4	60343/2	3-24	24,495	60344/2	3-24	24,625
204 x 60	16-18	Wood	4	60353/2	3-28	26,485	60354/2	3-28	26,620
204 x 66	16-18	Wood	4	60363/2	3-32	28,640	60364/2	3-32	28,770
204 x 72	16-18	Wood	4	60373/2	3-36	30,710	60374/2	3-36	30,850
204 x 78	16-18	Wood	4	60383/2	3-36	32,735	60384/2	3-36	32,880
216 x 54	16-18	Wood	4	60393/2	3-24	26,275	60394/2	3-24	26,415
216 x 60	16-18	Wood	4	60403/2	3-28	28,430	60404/2	3-28	28,570
216 x 66	16-18	Wood	4	60413/2	3-32	30,775	60414/2	3-32	30,915
216 x 72	16-18	Wood	4	60423/2	3-32	33,030	60424/2	3-32	33,165
216 x 78	16-18	Wood	4	60433/2	3-36	35,235	60434/2	3-36	35,375

No Trim



With Anodized Aluminum Trim



* Based on a chair width of 25".

L" x D"	Sugg Seat Capacity	Top Finish	Top Sections	Model Number	Number of Bases-Size	4 Access Bases List Price	Model Number	Number of Bases-Size	4 Access Bases List Price
228 x 54	16-18	Wood	4	60443/2	4-19	29,030	60444/2	4-19	29,160
228 x 60	16-18	Wood	4	60453/2	4-28	31,410	60454/2	4-28	31,555
228 x 66	18-20	Wood	4	60463/2	4-32	34,630	60464/2	4-32	34,765
228 x 72	18-20	Wood	4	60473/2	4-36	36,365	60474/2	4-36	36,490
228 x 78	18-20	Wood	4	60483/2	4-36	38,765	60484/2	4-36	38,900
228 x 84	18-20	Wood	4	60493/2	4-40	41,080	60494/2	4-40	41,225
240 x 54	16-18	Wood	4	60503/2	4-24	30,670	60504/2	4-24	30,820
240 x 60	18-20	Wood	4	60513/2	4-28	33,205	60514/2	4-28	33,340
240 x 66	18-20	Wood	4	60523/2	4-32	35,855	60524/2	4-32	36,000
240 x 72	18-20	Wood	4	60533/2	4-36	38,480	60534/2	4-36	38,630
240 x 78	18-20	Wood	4	60543/2	4-36	41,090	60544/2	4-36	41,235
240 x 84	18-20	Wood	4	60553/2	4-40	43,560	60554/2	4-40	43,705

All table sizes are available with Plastic Laminare top surfaces. To specify, select the desired table size and replace /2' in the wood finish model number with /5'.

VOX® CONFERENCE TABLES

BOAT SHAPE Design Mark Müller

6" ACCESS BASE



Specify edge type; add the two letter code after the model number.



Facet Edge (FC)



Taper Edge (TE)



Flowform Edge (FF)
5% upcharge
laminates not available



Camber Edge (CE)
5% upcharge
laminates not available

All Boat shape table sizes available with optional 6" radius "Soft" corner (must be specified at time of order)

* Based on a chair width of 25".

L" x D"	Sugg Seat Capacity	Top Finish	Top Sections	Model Number	Number of Bases-Size	2 Access Bases List Price	Model Number	Number of Bases-Size	2 Access Bases List Price
72 x 36	4-6	Wood	1	61011/2	2-19	7,255	61012/2	2-19	7,405
72 x 36	4-6	P-Lam	1	61011/5	2-19	6,330	61012/5	2-19	6,475
78 x 38	4-6	Wood	1	61021/2	2-19	7,820	61022/2	2-19	7,950
78 x 38	4-6	P-Lam	1	61021/5	2-19	6,765	61022/5	2-19	6,910
84 x 38	6-8	Wood	1	61031/2	2-19	8,125	61032/2	2-19	8,270
84 x 38	6-8	P-Lam	1	61031/5	2-19	7,000	61032/5	2-19	7,150
84 x 42	6-8	Wood	1	61041/2	2-19	8,630	61042/2	2-19	8,770
84 x 42	6-8	P-Lam	1	61041/5	2-19	7,380	61042/5	2-19	7,500
96 x 42	6-8	Wood	1	61051/2	2-19	9,355	61052/2	2-19	9,510
96 x 42	6-8	P-Lam	1	61051/5	2-19	7,935	61052/5	2-19	8,085
96 x 48	6-8	Wood	1	61061/2	2-19	10,250	61062/2	2-19	10,390
96 x 48	6-8	P-Lam	1	61061/5	2-19	8,610	61062/5	2-19	8,755
108 x 42	8-10	Wood	2	61071/2	2-19	10,125	61072/2	2-19	10,265
108 x 42	8-10	P-Lam	2	61071/5	2-19	8,520	61072/5	2-19	8,655
108 x 48	8-10	Wood	2	61081/2	2-19	11,100	61082/2	2-19	11,230
108 x 48	8-10	P-Lam	2	61081/5	2-19	9,265	61082/5	2-19	9,405
120 x 42	8-10	Wood	2	61091/2	2-19	11,825	61092/2	2-19	11,960
120 x 42	8-10	P-Lam	2	61091/5	2-19	10,035	61092/5	2-19	10,175
120 x 48	8-10	Wood	2	61101/2	2-19	12,870	61102/2	2-19	13,005
120 x 48	8-10	P-Lam	2	61101/5	2-19	10,850	61102/5	2-19	10,990
120 x 54	8-10	Wood	2	61111/2	2-24	14,280	61112/2	2-24	14,430
132 x 48	8-10	Wood	2	61121/2	2-19	14,055	61122/2	2-19	14,195
132 x 54	8-10	Wood	2	61131/2	2-24	15,465	61132/2	2-24	15,605

These models are constructed without support rails – bases are attached directly to tops.

* Based on a chair width of 25".

L" x D"	Sugg Seat Capacity	Top Finish	Top Sections	Model Number	Number of Bases-Size	3 Access Bases List Price	Model Number	Number of Bases-Size	3 Access Bases List Price
144 x 48	10-12	Wood	2	61141/2	3-19	15,830	61142/2	3-19	16,590
144 x 54	10-12	Wood	2	61151/2	3-24	17,840	61152/2	3-24	17,990
144 x 60	10-12	Wood	2	61161/2	3-28	19,195	61162/2	3-28	19,335
156 x 48	10-12	Wood	2	61171/2	3-19	17,560	61172/2	3-19	17,695
156 x 54	12-14	Wood	2	61181/2	3-24	19,125	61182/2	3-24	19,260
156 x 60	12-14	Wood	2	61191/2	3-28	20,620	61192/2	3-28	20,760
156 x 66	12-14	Wood	3	61201/2	3-32	22,270	61202/2	3-32	22,420
168 x 48	12-14	Wood	2	61211/2	3-19	19,580	61212/2	3-19	19,715
168 x 54	12-14	Wood	2	61221/2	3-24	21,275	61222/2	3-24	21,420
168 x 60	12-14	Wood	2	61231/2	3-28	22,925	61232/2	3-28	23,080
168 x 66	12-14	Wood	3	61241/2	3-32	24,725	61242/2	3-32	24,860

All table sizes are available with Plastic Laminate top surfaces. To specify, select the desired table size and replace '/2' in the wood finish model number with '/5'.

VOX® CONFERENCE TABLES

BOAT SHAPE Design Mark Müller

6" ACCESS BASE



Specify edge type; add the two letter code after the model number.



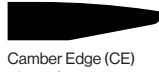
Facet Edge (FC)



Taper Edge (TE)




Flowform Edge (FF)
5% upcharge
laminates not available



Camber Edge (CE)
5% upcharge
laminates not available

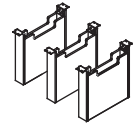
All Boat shape table sizes available with optional 6" radius "Soft" corner (must be specified at time of order)

* Based on a chair width of 25".



No Trim

With Anodized Aluminum Trim



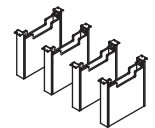
L" x D"	Sugg Seat Capacity	Top Finish	Top Sections	Model Number	Number of Bases-Size	3 Access Bases List Price	Model Number	Number of Bases-Size	3 Access Bases List Price
180 48	12-14	Wood	3	61251/2	3-19	20,510	61252/2	3-19	20,645
180 54	14-16	Wood	3	61261/2	3-24	22,300	61262/2	3-24	22,445
180 60	14-16	Wood	3	61271/2	3-28	24,070	61272/2	3-28	24,215
180 66	14-16	Wood	3	61281/2	3-32	25,980	61282/2	3-32	26,120
180 72	14-16	Wood	3	61291/2	3-36	27,810	61292/2	3-36	27,945
192 54	14-16	Wood	4	61301/2	3-24	23,985	61302/2	3-24	24,120
192 60	14-16	Wood	4	61311/2	3-28	25,930	61312/2	3-28	26,070
192 66	14-16	Wood	4	61321/2	3-32	28,020	61322/2	3-32	28,160
192 72	14-16	Wood	4	61331/2	3-36	30,010	61332/2	3-36	30,165
204 54	14-16	Wood	4	61341/2	3-24	25,025	61342/2	3-24	25,180
204 60	16-18	Wood	4	61351/2	3-28	27,080	61352/2	3-28	27,225
204 66	16-18	Wood	4	61361/2	3-32	29,305	61362/2	3-32	29,450
204 72	16-18	Wood	4	61371/2	3-36	31,415	61372/2	3-36	31,560
204 78	16-18	Wood	4	61381/2	3-36	33,515	61382/2	3-36	33,660
216 54	16-18	Wood	4	61391/2	3-24	26,855	61392/2	3-24	27,005
216 60	16-18	Wood	4	61401/2	3-28	29,100	61402/2	3-28	29,240
216 66	16-18	Wood	4	61411/2	3-32	31,510	61412/2	3-32	31,640
216 72	16-18	Wood	4	61421/2	3-36	33,790	61422/2	3-32	33,940
216 78	16-18	Wood	4	61431/2	3-36	36,100	61432/2	3-36	36,250

* Based on a chair width of 25".



No Trim

With Anodized Aluminum Trim



L" x D"	Sugg Seat Capacity	Top Finish	Top Sections	Model Number	Number of Bases-Size	4 Access Bases List Price	Model Number	Number of Bases-Size	4 Access Bases List Price
228 54	16-18	Wood	4	61441/2	4-24	29,650	61442/2	4-24	29,790
228 60	16-18	Wood	4	61451/2	4-28	32,100	61452/2	4-28	32,250
228 66	18-20	Wood	4	61461/2	4-32	35,410	61462/2	4-32	35,555
228 72	18-20	Wood	4	61471/2	4-36	37,205	61472/2	4-36	37,335
228 78	18-20	Wood	4	61481/2	4-36	39,685	61482/2	4-36	39,830
228 84	18-20	Wood	4	61491/2	4-40	42,050	61492/2	4-40	42,195
240 54	16-18	Wood	4	61501/2	4-24	31,350	61502/2	4-24	31,480
240 60	18-20	Wood	4	61511/2	4-28	33,950	61512/2	4-28	34,095
240 66	18-20	Wood	4	61521/2	4-32	36,670	61522/2	4-32	36,810
240 72	18-20	Wood	4	61531/2	4-36	39,405	61532/2	4-36	39,545
240 78	18-20	Wood	4	61541/2	4-36	42,085	61542/2	4-36	42,225
240 84	18-20	Wood	4	61551/2	4-40	44,605	61552/2	4-40	44,760

All table sizes are available with Plastic Laminate top surfaces. To specify, select the desired table size and replace /2' in the wood finish model number with /5'.

VOX® CONFERENCE TABLES

BOAT SHAPE Design Mark Müller

8" ACCESS BASE



Specify edge type; add the two letter code after the model number.



Facet Edge (FC)



Taper Edge (TE)



Flowform Edge (FF)
5% upcharge
laminates not available

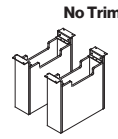


Camber Edge (CE)
5% upcharge
laminates not available

All Boat shape table sizes available with optional 6" radius "Soft" corner (must be specified at time of order)

* Based on a chair width of 25".

L"	x	D"	Sugg Seat Capacity	Top Finish	Top Sections	Model Number	Number of Bases-Size	2 Access Bases List Price	Model Number	Number of Bases-Size	2 Access Bases List Price
72	36	4-6	4-6	Wood	1	61013/2	2-19	7,255	61014/2	2-19	7,405
72	36	4-6	4-6	P-Lam	1	61013/5	2-19	6,330	61014/5	2-19	6,475
78	38	4-6	4-6	Wood	1	61023/2	2-19	7,820	61024/2	2-19	7,950
78	38	4-6	4-6	P-Lam	1	61023/5	2-19	6,765	61024/5	2-19	6,910
84	38	6-8	6-8	Wood	1	61033/2	2-19	8,125	61034/2	2-19	8,270
84	38	6-8	6-8	P-Lam	1	61033/5	2-19	7,000	61034/5	2-19	7,150
84	42	6-8	6-8	Wood	1	61043/2	2-19	8,630	61044/2	2-19	8,770
84	42	6-8	6-8	P-Lam	1	61043/5	2-19	7,380	61044/5	2-19	7,500
96	42	6-8	6-8	Wood	1	61053/2	2-19	9,355	61054/2	2-19	9,510
96	42	6-8	6-8	P-Lam	1	61053/5	2-19	7,935	61054/5	2-19	8,085
96	48	6-8	6-8	Wood	1	61063/2	2-19	10,250	61064/2	2-19	10,390
96	48	6-8	6-8	P-Lam	1	61063/5	2-19	8,610	61064/5	2-19	8,755
108	42	8-10	8-10	Wood	2	61073/2	2-19	10,125	61074/2	2-19	10,265
108	42	8-10	8-10	P-Lam	2	61073/5	2-19	8,520	61074/5	2-19	8,655
108	48	8-10	8-10	Wood	2	61083/2	2-19	11,100	61084/2	2-19	11,230
108	48	8-10	8-10	P-Lam	2	61083/5	2-19	9,265	61084/5	2-19	9,405
120	42	8-10	8-10	Wood	2	61093/2	2-19	11,825	61094/2	2-19	11,960
120	42	8-10	8-10	P-Lam	2	61093/5	2-19	10,035	61094/5	2-19	10,175
120	48	8-10	8-10	Wood	2	61103/2	2-19	12,870	61104/2	2-19	13,005
120	48	8-10	8-10	P-Lam	2	61103/5	2-19	10,850	61104/5	2-19	10,990
120	54	8-10	8-10	Wood	2	61113/2	2-24	14,280	61114/2	2-24	14,430
132	48	8-10	8-10	Wood	2	61123/2	2-19	14,055	61124/2	2-19	14,195
132	54	8-10	8-10	Wood	2	61133/2	2-24	15,465	61134/2	2-24	15,605



No Trim



With Anodized Aluminum Trim

These models are constructed without support rails – bases are attached directly to tops.

* Based on a chair width of 25".

L"	x	D"	Sugg Seat Capacity	Top Finish	Top Sections	Model Number	Number of Bases-Size	3 Access Bases List Price	Model Number	Number of Bases-Size	3 Access Bases List Price
144	48	10-12	10-12	Wood	2	61143/2	3-19	16,455	61144/2	3-19	16,590
144	54	10-12	10-12	Wood	2	61153/2	3-24	17,840	61154/2	3-24	17,990
144	60	10-12	10-12	Wood	2	61163/2	3-28	19,195	61164/2	3-28	19,335
156	48	10-12	10-12	Wood	2	61173/2	3-19	17,560	61174/2	3-19	17,695
156	54	12-14	12-14	Wood	2	61183/2	3-24	19,125	61184/2	3-24	19,260
156	60	12-14	12-14	Wood	2	61193/2	3-28	20,620	61194/2	3-28	20,760
156	66	12-14	12-14	Wood	3	61203/2	3-32	22,270	61204/2	3-32	22,420
168	48	12-14	12-14	Wood	2	61213/2	3-19	19,580	61214/2	3-19	19,715
168	54	12-14	12-14	Wood	2	61223/2	3-24	21,275	61224/2	3-24	21,420
168	60	12-14	12-14	Wood	2	61233/2	3-28	22,925	61234/2	3-28	23,080
168	66	12-14	12-14	Wood	3	61243/2	3-32	24,725	61244/2	3-32	24,860



No Trim



With Anodized Aluminum Trim

All table sizes are available with Plastic Laminate top surfaces. To specify, select the desired table size and replace '2' in the wood finish model number with '5'.

VOX® CONFERENCE TABLES

BOAT SHAPE Design Mark Müller

8" ACCESS BASE




Specify edge type; add the two letter code after the model number.


All Boat shape table sizes available with optional 6" radius "Soft" corner (must be specified at time of order)



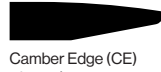
Facet Edge (FC)



Taper Edge (TE)

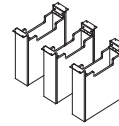


Flowform Edge (FF)
5% upcharge
laminates not available

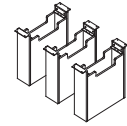


Camber Edge (CE)
5% upcharge
laminates not available

No Trim



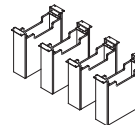
With Anodized Aluminum Trim



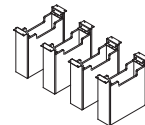
* Based on a chair width of 25".

L" x D"	Sugg Seat Capacity	Top Finish	Top Sections	Model Number	Number of Bases-Size	3 Access Bases List Price	Model Number	Number of Bases-Size	3 Access Bases List Price
180 x 48	12-14	Wood	3	61253/2	3-19	20,510	61254/2	3-19	20,645
180 x 54	14-16	Wood	3	61263/2	3-24	22,300	61264/2	3-24	22,445
180 x 60	14-16	Wood	3	61273/2	3-28	24,070	61274/2	3-28	24,215
180 x 66	14-16	Wood	3	61283/2	3-32	25,980	61284/2	3-32	26,120
180 x 72	14-16	Wood	3	61293/2	3-36	27,810	61294/2	3-36	27,945
192 x 54	14-16	Wood	4	61303/2	3-24	23,985	61304/2	3-24	24,120
192 x 60	14-16	Wood	4	61313/2	3-28	25,930	61314/2	3-28	26,070
192 x 66	14-16	Wood	4	61323/2	3-32	28,020	61324/2	3-32	28,160
192 x 72	14-16	Wood	4	61333/2	3-36	30,010	61334/2	3-36	30,165
204 x 54	14-16	Wood	4	61343/2	3-24	25,025	61344/2	3-24	25,180
204 x 60	16-18	Wood	4	61353/2	3-28	27,080	61354/2	3-28	27,225
204 x 66	16-18	Wood	4	61363/2	3-32	29,305	61364/2	3-32	29,450
204 x 72	16-18	Wood	4	61373/2	3-36	31,415	61374/2	3-36	31,560
204 x 78	16-18	Wood	4	61383/2	3-36	33,515	61384/2	3-36	33,660
216 x 54	16-18	Wood	4	61393/2	3-24	26,855	61394/2	3-24	27,005
216 x 60	16-18	Wood	4	61403/2	3-28	29,100	61404/2	3-28	29,240
216 x 66	16-18	Wood	4	61413/2	3-32	31,510	61414/2	3-32	31,640
216 x 72	16-18	Wood	4	61423/2	3-36	33,790	61424/2	3-36	33,940
216 x 78	16-18	Wood	4	61433/2	3-36	36,100	61434/2	3-36	36,250

No Trim



With Anodized Aluminum Trim



* Based on a chair width of 25".

L" x D"	Sugg Seat Capacity	Top Finish	Top Sections	Model Number	Number of Bases-Size	4 Access Bases List Price	Model Number	Number of Bases-Size	4 Access Bases List Price
228 x 54	16-18	Wood	4	61443/2	4-24	29,650	61444/2	4-24	29,790
228 x 60	16-18	Wood	4	61453/2	4-28	32,100	61454/2	4-28	32,250
228 x 66	18-20	Wood	4	61463/2	4-32	35,410	61464/2	4-32	35,555
228 x 72	18-20	Wood	4	61473/2	4-36	37,205	61474/2	4-36	37,335
228 x 78	18-20	Wood	4	61483/2	4-36	39,685	61484/2	4-36	39,830
228 x 84	18-20	Wood	4	61493/2	4-40	42,050	61494/2	4-40	42,195
240 x 54	16-18	Wood	4	61503/2	4-24	31,350	61504/2	4-24	31,480
240 x 60	18-20	Wood	4	61513/2	4-28	33,950	61514/2	4-28	34,095
240 x 66	18-20	Wood	4	61523/2	4-32	36,670	61524/2	4-32	36,810
240 x 72	18-20	Wood	4	61533/2	4-36	39,405	61534/2	4-36	39,545
240 x 78	18-20	Wood	4	61543/2	4-36	42,085	61544/2	4-36	42,225
240 x 84	18-20	Wood	4	61553/2	4-40	44,605	61554/2	4-40	44,760

All table sizes are available with Plastic Laminate top surfaces. To specify, select the desired table size and replace /2 in the wood finish model number with /5.

VOX® CONFERENCE TABLES

RACETRACK SHAPE Design Mark Müller

6" ACCESS BASE



Specify edge type; add the two letter code after the model number.



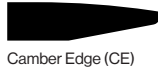
Facet Edge (FC)



Taper Edge (TE)

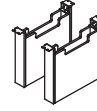


Flowform Edge (FF)
5% upcharge
laminates not available

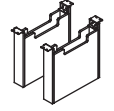


Camber Edge (CE)
5% upcharge
laminates not available

No Trim



With Anodized Aluminum Trim

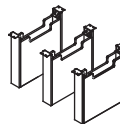


* Based on a chair width of 25".

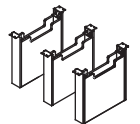
L" x D"	Sugg Seat Capacity	Top Finish	Top Sections	Model Number	Number of Bases-Size	2 Access Bases List Price	Model Number	Number of Bases-Size	2 Access Bases List Price
72 x 36	4-6	Wood	1	63011/2	2-19	7,445	63012/2	2-19	7,595
72 x 36	4-6	P-Lam	1	63011/5	2-19	6,485	63012/5	2-19	6,615
78 x 38	4-6	Wood	1	63021/2	2-19	8,040	63022/2	2-19	8,170
78 x 38	4-6	P-Lam	1	63021/5	2-19	6,920	63022/5	2-19	7,045
84 x 38	6-8	Wood	1	63031/2	2-19	8,340	63032/2	2-19	8,490
84 x 38	6-8	P-Lam	1	63031/5	2-19	7,180	63032/5	2-19	7,325
84 x 42	6-8	Wood	1	63041/2	2-19	8,880	63042/2	2-19	9,020
84 x 42	6-8	P-Lam	1	63041/5	2-19	7,585	63042/5	2-19	7,705
96 x 42	6-8	Wood	1	63051/2	2-19	9,675	63052/2	2-19	9,805
96 x 42	6-8	P-Lam	1	63051/5	2-19	8,170	63052/5	2-19	8,315
96 x 48	6-8	Wood	1	63061/2	2-19	10,580	63062/2	2-19	10,730
96 x 48	6-8	P-Lam	1	63061/5	2-19	8,865	63062/5	2-19	9,010
108 x 42	8-10	Wood	2	63071/2	2-19	10,455	63072/2	2-19	10,595
108 x 42	8-10	P-Lam	2	63071/5	2-19	8,775	63072/5	2-19	8,910
108 x 48	8-10	Wood	2	63081/2	2-19	11,480	63082/2	2-19	11,615
108 x 48	8-10	P-Lam	2	63081/5	2-19	9,545	63082/5	2-19	9,685
120 x 42	8-10	Wood	2	63091/2	2-19	12,075	63092/2	2-19	12,215
120 x 42	8-10	P-Lam	2	63091/5	2-19	10,320	63092/5	2-19	10,460
120 x 48	8-10	Wood	2	63101/2	2-19	13,310	63102/2	2-19	13,455
120 x 48	8-10	P-Lam	2	63101/5	2-19	11,175	63102/5	2-19	11,325
120 x 54	8-10	Wood	2	63111/2	2-24	14,765	63112/2	2-24	14,920
132 x 48	8-10	Wood	2	63121/2	2-19	14,540	63122/2	2-19	14,690
132 x 54	8-10	Wood	2	63131/2	2-24	16,000	63132/2	2-24	16,130

These models are constructed without support rails – bases are attached directly to tops.

No Trim



With Anodized Aluminum Trim



* Based on a chair width of 25".

L" x D"	Sugg Seat Capacity	Top Finish	Top Sections	Model Number	Number of Bases-Size	3 Access Bases List Price	Model Number	Number of Bases-Size	3 Access Bases List Price
144 x 48	10-12	Wood	2	63141/2	3-19	16,955	63142/2	3-19	17,085
144 x 54	10-12	Wood	2	63151/2	3-24	18,430	63152/2	3-24	18,560
144 x 60	10-12	Wood	2	63161/2	3-28	19,840	63162/2	3-28	19,980
156 x 48	10-12	Wood	2	63171/2	3-19	18,155	63172/2	3-19	18,305
156 x 54	12-14	Wood	2	63181/2	3-24	19,770	63182/2	3-24	19,905
156 x 60	12-14	Wood	2	63191/2	3-28	21,345	63192/2	3-28	21,475
156 x 66	12-14	Wood	3	63201/2	3-32	23,070	63202/2	3-32	23,195
168 x 48	12-14	Wood	2	63211/2	3-19	20,230	63212/2	3-19	20,360
168 x 54	12-14	Wood	2	63221/2	3-24	22,000	63222/2	3-24	22,145
168 x 60	12-14	Wood	2	63231/2	3-28	23,750	63232/2	3-28	23,885
168 x 66	12-14	Wood	3	63241/2	3-32	25,610	63242/2	3-32	25,750

All table sizes are available with Plastic Laminate top surfaces. To specify, select the desired table size and replace '/2' in the wood finish model number with '/5'.

VOX® CONFERENCE TABLES

RACETRACK SHAPE Design Mark Müller

6" ACCESS BASE



Specify edge type; add the two letter code after the model number.



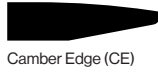
Facet Edge (FC)



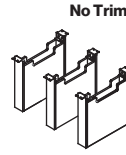
Taper Edge (TE)



Flowform Edge (FF)
5% upcharge
laminates not available



Camber Edge (CE)
5% upcharge
laminates not available



No Trim



With Anodized Aluminum Trim

*Based on a chair width of 25".

L" x D"	Sugg Seat Capacity	Top Finish	Top Sections	Model Number	Number of Bases-Size	3 Access Bases List Price	Model Number	Number of Bases-Size	3 Access Bases List Price
180 x 48	12-14	Wood	3	63251/2	3-19	21,185	63252/2	3-19	21,335
180 x 54	14-16	Wood	3	63261/2	3-24	23,080	63262/2	3-24	23,205
180 x 60	14-16	Wood	3	63271/2	3-28	24,945	63272/2	3-28	25,080
180 x 66	14-16	Wood	3	63281/2	3-32	26,940	63282/2	3-32	27,070
180 x 72	14-16	Wood	3	63291/2	3-36	28,855	63292/2	3-36	28,990
192 x 54	14-16	Wood	4	63301/2	3-24	24,830	63302/2	3-24	24,970
192 x 60	14-16	Wood	4	63311/2	3-28	26,855	63312/2	3-28	27,005
192 x 66	14-16	Wood	4	63321/2	3-32	29,045	63322/2	3-32	29,170
192 x 72	14-16	Wood	4	63331/2	3-36	31,140	63332/2	3-36	31,285
204 x 54	14-16	Wood	4	63341/2	3-24	25,935	63342/2	3-24	26,075
204 x 60	16-18	Wood	4	63351/2	3-28	28,095	63352/2	3-28	28,240
204 x 66	16-18	Wood	4	63361/2	3-32	30,395	63362/2	3-32	30,525
204 x 72	16-18	Wood	4	63371/2	3-36	32,615	63372/2	3-36	32,755
204 x 78	16-18	Wood	4	63381/2	3-36	34,835	63382/2	3-36	34,980
216 x 54	16-18	Wood	4	63391/2	3-24	27,855	63392/2	3-24	27,995
216 x 60	16-18	Wood	4	63401/2	3-28	30,200	63402/2	3-28	30,345
216 x 66	16-18	Wood	4	63411/2	3-32	32,700	63412/2	3-32	32,835
216 x 72	16-18	Wood	4	63421/2	3-36	35,125	63422/2	3-36	35,270
216 x 78	16-18	Wood	4	63431/2	3-36	37,510	63432/2	3-36	37,660

*Based on a chair width of 25".



No Trim



With Anodized Aluminum Trim

L" x D"	Sugg Seat Capacity	Top Finish	Top Sections	Model Number	Number of Bases-Size	4 Access Bases List Price	Model Number	Number of Bases-Size	4 Access Bases List Price
228 x 54	16-18	Wood	4	63441/2	4-24	30,710	63442/2	4-24	30,850
228 x 60	16-18	Wood	4	63451/2	4-28	33,265	63452/2	4-28	33,410
228 x 66	18-20	Wood	4	63461/2	4-32	36,750	63462/2	4-32	36,885
228 x 72	18-20	Wood	4	63471/2	4-36	38,590	63472/2	4-36	38,725
228 x 78	18-20	Wood	4	63481/2	4-36	41,185	63482/2	4-36	41,320
228 x 84	18-20	Wood	4	63491/2	4-40	43,670	63492/2	4-40	43,800
240 x 54	16-18	Wood	4	63501/2	4-24	32,465	63502/2	4-24	32,605
240 x 60	18-20	Wood	4	63511/2	4-28	35,210	63512/2	4-28	35,350
240 x 66	18-20	Wood	4	63521/2	4-32	38,050	63522/2	4-32	38,195
240 x 72	18-20	Wood	4	63531/2	4-36	40,890	63532/2	4-36	41,030
240 x 78	18-20	Wood	4	63541/2	4-36	43,705	63542/2	4-36	43,840
240 x 84	18-20	Wood	4	63551/2	4-40	46,375	63552/2	4-40	46,500

All table sizes are available with Plastic Laminates top surfaces. To specify, select the desired table size and replace /2 in the wood finish model number with /5.

VOX® CONFERENCE TABLES

RACETRACK SHAPE Design Mark Müller

8" ACCESS BASE



Specify edge type; add the two letter code after the model number.



Facet Edge (FC)



Taper Edge (TE)

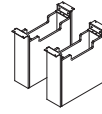


Flowform Edge (FF)
5% upcharge
laminates not available

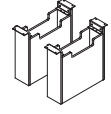


Camber Edge (CE)
5% upcharge
laminates not available

No Trim



With Anodized Aluminum Trim

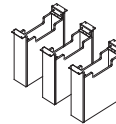


* Based on a chair width of 25".

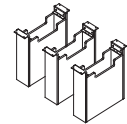
L" x D"	Sugg Seat Capacity	Top Finish	Top Sections	Model Number	Number of Bases-Size	2 Access Bases List Price	Model Number	Number of Bases-Size	2 Access Bases List Price
72 x 36	4-6	Wood	1	63013/2	2-19	7,445	63014/2	2-19	7,595
72 x 36	4-6	P-Lam	1	63013/5	2-19	6,485	63014/5	2-19	6,615
78 x 38	4-6	Wood	1	63023/2	2-19	8,040	63024/2	2-19	8,170
78 x 38	4-6	P-Lam	1	63023/5	2-19	6,920	63024/5	2-19	7,045
84 x 38	6-8	Wood	1	63033/2	2-19	8,340	63034/2	2-19	8,490
84 x 38	6-8	P-Lam	1	63033/5	2-19	7,180	63034/5	2-19	7,325
84 x 42	6-8	Wood	1	63043/2	2-19	8,880	63044/2	2-19	9,020
84 x 42	6-8	P-Lam	1	63043/5	2-19	7,585	63044/5	2-19	7,705
96 x 42	6-8	Wood	1	63053/2	2-19	9,675	63054/2	2-19	9,805
96 x 42	6-8	P-Lam	1	63053/5	2-19	8,170	63054/5	2-19	8,315
96 x 48	6-8	Wood	1	63063/2	2-19	10,580	63064/2	2-19	10,730
96 x 48	6-8	P-Lam	1	63063/5	2-19	8,865	63064/5	2-19	9,010
108 x 42	8-10	Wood	2	63073/2	2-19	10,455	63074/2	2-19	10,595
108 x 42	8-10	P-Lam	2	63073/5	2-19	8,775	63074/5	2-19	8,910
108 x 48	8-10	Wood	2	63083/2	2-19	11,480	63084/2	2-19	11,615
108 x 48	8-10	P-Lam	2	63083/5	2-19	9,545	63084/5	2-19	9,685
120 x 42	8-10	Wood	2	63093/2	2-19	12,075	63094/2	2-19	12,215
120 x 42	8-10	P-Lam	2	63093/5	2-19	10,320	63094/5	2-19	10,460
120 x 48	8-10	Wood	2	63103/2	2-19	13,310	63104/2	2-19	13,455
120 x 48	8-10	P-Lam	2	63103/5	2-19	11,175	63104/5	2-19	11,325
120 x 54	8-10	Wood	2	63113/2	2-24	14,765	63114/2	2-24	14,920
132 x 48	8-10	Wood	2	63123/2	2-19	14,540	63124/2	2-19	14,690
132 x 54	8-10	Wood	2	63133/2	2-24	16,000	63134/2	2-24	16,130

These models are constructed without support rails – bases are attached directly to tops.

No Trim



With Anodized Aluminum Trim



* Based on a chair width of 25".

L" x D"	Sugg Seat Capacity	Top Finish	Top Sections	Model Number	Number of Bases-Size	3 Access Bases List Price	Model Number	Number of Bases-Size	3 Access Bases List Price
144 x 48	10-12	Wood	2	63143/2	3-19	16,955	63144/2	3-19	17,085
144 x 54	10-12	Wood	2	63153/2	3-24	18,430	63154/2	3-24	18,560
144 x 60	10-12	Wood	2	63163/2	3-28	19,840	63164/2	3-28	19,980
156 x 48	10-12	Wood	2	63173/2	3-19	18,155	63174/2	3-19	18,305
156 x 54	12-14	Wood	2	63183/2	3-24	19,770	63184/2	3-24	19,905
156 x 60	12-14	Wood	2	63193/2	3-28	21,345	63194/2	3-28	21,475
156 x 66	12-14	Wood	3	63203/2	3-32	23,070	63204/2	3-32	23,195
168 x 48	12-14	Wood	2	63213/2	3-19	20,230	63214/2	3-19	20,360
168 x 54	12-14	Wood	2	63223/2	3-24	22,000	63224/2	3-24	22,145
168 x 60	12-14	Wood	2	63233/2	3-28	23,750	63234/2	3-28	23,885
168 x 66	12-14	Wood	3	63243/2	3-32	25,610	63244/2	3-32	25,750

All table sizes are available with Plastic Laminate top surfaces. To specify, select the desired table size and replace '2' in the wood finish model number with '5'.

VOX® CONFERENCE TABLES

RACETRACK SHAPE Design Mark Müller

8" ACCESS BASE



Specify edge type; add the two letter code after the model number.



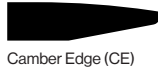
Facet Edge (FC)



Taper Edge (TE)



Flowform Edge (FF)
5% upcharge
laminates not available

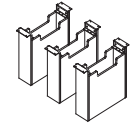


Camber Edge (CE)
5% upcharge
laminates not available



No Trim

With Anodized Aluminum Trim



* Based on a chair width of 25".

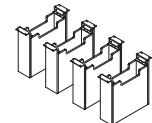
L" x D"	Sugg Seat Capacity	Top Finish	Top Sections	Model Number	Number of Bases-Size	3 Access Bases List Price	Model Number	Number of Bases-Size	3 Access Bases List Price
180 48	12-14	Wood	3	63253/2	3-19	21,185	63254/2	3-19	21,335
180 54	14-16	Wood	3	63263/2	3-24	23,080	63264/2	3-24	23,205
180 60	14-16	Wood	3	63273/2	3-28	24,945	63274/2	3-28	25,080
180 66	14-16	Wood	3	63283/2	3-32	26,940	63284/2	3-32	27,070
180 72	14-16	Wood	3	63293/2	3-36	28,855	63294/2	3-36	28,990
192 54	14-16	Wood	4	63303/2	3-24	24,830	63304/2	3-24	24,970
192 60	14-16	Wood	4	63313/2	3-28	26,855	63314/2	3-28	27,005
192 66	14-16	Wood	4	63323/2	3-32	29,045	63324/2	3-32	29,170
192 72	14-16	Wood	4	63333/2	3-36	31,140	63334/2	3-36	31,285
204 54	14-16	Wood	4	63343/2	3-24	25,935	63344/2	3-24	26,075
204 60	16-18	Wood	4	63353/2	3-28	28,095	63354/2	3-28	28,240
204 66	16-18	Wood	4	63363/2	3-32	30,395	63364/2	3-32	30,525
204 72	16-18	Wood	4	63373/2	3-36	32,615	63374/2	3-36	32,755
204 78	16-18	Wood	4	63383/2	3-36	34,835	63384/2	3-36	34,980
216 54	16-18	Wood	4	63393/2	3-24	27,855	63394/2	3-24	27,995
216 60	16-18	Wood	4	63403/2	3-28	30,200	63404/2	3-28	30,345
216 66	16-18	Wood	4	63413/2	3-32	32,700	63414/2	3-32	32,835
216 72	16-18	Wood	4	63423/2	3-36	35,125	63424/2	3-36	35,270
216 78	16-18	Wood	4	63433/2	3-36	37,510	63434/2	3-36	37,660

* Based on a chair width of 25".



No Trim

With Anodized Aluminum Trim



L" x D"	Sugg Seat Capacity	Top Finish	Top Sections	Model Number	Number of Bases-Size	4 Access Bases List Price	Model Number	Number of Bases-Size	4 Access Bases List Price
228 54	16-18	Wood	4	63443/2	4-24	30,710	63444/2	4-24	30,850
228 60	16-18	Wood	4	63453/2	4-28	33,265	63454/2	4-28	33,410
228 66	18-20	Wood	4	63463/2	4-32	36,750	63464/2	4-32	36,885
228 72	18-20	Wood	4	63473/2	4-36	38,590	63474/2	4-36	38,725
228 78	18-20	Wood	4	63483/2	4-36	41,185	63484/2	4-36	41,320
228 84	18-20	Wood	4	63493/2	4-40	43,670	63494/2	4-40	43,800
240 54	16-18	Wood	4	63503/2	4-24	32,465	63504/2	4-24	32,605
240 60	18-20	Wood	4	63513/2	4-28	35,210	63514/2	4-28	35,350
240 66	18-20	Wood	4	63523/2	4-32	38,050	63524/2	4-32	38,195
240 72	18-20	Wood	4	63533/2	4-36	40,890	63534/2	4-36	41,030
240 78	18-20	Wood	4	63543/2	4-36	43,705	63544/2	4-36	43,840
240 84	18-20	Wood	4	63553/2	4-40	46,375	63554/2	4-40	46,500

All table sizes are available with Plastic Laminate top surfaces. To specify, select the desired table size and replace '2' in the wood finish model number with '5'.

VOX® CONFERENCE TABLES

SUPER ELLIPSE SHAPE

Design Mark Müller

6" ACCESS BASE



Specify edge type; add the two letter code after the model number.



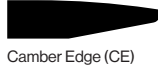
Facet Edge (FC)



Taper Edge (TE)

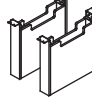


Flowform Edge (FF)
5% upcharge
laminare not available

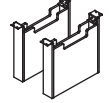


Camber Edge (CE)
5% upcharge
laminare not available

No Trim



With Anodized Aluminum Trim

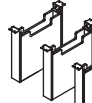


* Based on a chair width of 25".

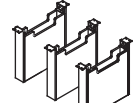
L" x D"	Sugg Seat Capacity	Top Finish	Top Sections	Model Number	Number of Bases-Size	2 Access Bases List Price	Model Number	Number of Bases-Size	2 Access Bases List Price
72 x 36	4-6	Wood	1	62011/2	2-19	7,610	62012/2	2-19	7,740
72 x 36	4-6	P-Lam	1	62011/5	2-19	6,590	62012/5	2-19	6,750
78 x 38	4-6	Wood	1	62021/2	2-19	8,205	62022/2	2-19	8,340
78 x 38	4-6	P-Lam	1	62021/5	2-19	7,045	62022/5	2-19	7,205
84 x 38	6-8	Wood	1	62031/2	2-19	8,545	62032/2	2-19	8,680
84 x 38	6-8	P-Lam	1	62031/5	2-19	7,340	62032/5	2-19	7,465
84 x 42	6-8	Wood	1	62041/2	2-19	9,090	62042/2	2-19	9,230
84 x 42	6-8	P-Lam	1	62041/5	2-19	7,720	62042/5	2-19	7,870
96 x 42	6-8	Wood	1	62051/2	2-19	9,925	62052/2	2-19	10,065
96 x 42	6-8	P-Lam	1	62051/5	2-19	8,335	62052/5	2-19	8,480
96 x 48	6-8	Wood	1	62061/2	2-19	10,855	62062/2	2-19	10,995
96 x 48	6-8	P-Lam	1	62061/5	2-19	9,085	62062/5	2-19	9,225
108 x 42	8-10	Wood	2	62071/2	2-19	10,725	62072/2	2-19	10,860
108 x 42	8-10	P-Lam	2	62071/5	2-19	8,975	62072/5	2-19	9,110
108 x 48	8-10	Wood	2	62081/2	2-19	11,775	62082/2	2-19	11,910
108 x 48	8-10	P-Lam	2	62081/5	2-19	9,785	62082/5	2-19	9,925
120 x 42	8-10	Wood	2	62091/2	2-19	12,495	62092/2	2-19	12,635
120 x 42	8-10	P-Lam	2	62091/5	2-19	10,555	62092/5	2-19	10,690
120 x 48	8-10	Wood	2	62101/2	2-19	13,640	62102/2	2-19	13,800
120 x 48	8-10	P-Lam	2	62101/5	2-19	11,425	62102/5	2-19	11,570
120 x 54	8-10	Wood	2	62111/2	2-24	15,150	62112/2	2-24	15,280
132 x 48	8-10	Wood	2	62121/2	2-19	14,925	62122/2	2-19	15,055
132 x 54	8-10	Wood	2	62131/2	2-24	16,425	62132/2	2-24	16,575

These models are constructed without support rails – bases are attached directly to tops.

No Trim



With Anodized Aluminum Trim



* Based on a chair width of 25".

L" x D"	Sugg Seat Capacity	Top Finish	Top Sections	Model Number	Number of Bases-Size	3 Access Bases List Price	Model Number	Number of Bases-Size	3 Access Bases List Price
144 x 48	10-12	Wood	2	62141/2	3-19	17,380	62142/2	3-19	17,520
144 x 54	10-12	Wood	2	62151/2	3-24	18,900	62152/2	3-24	19,040
144 x 60	10-12	Wood	2	62161/2	3-28	20,360	62162/2	3-28	20,510
156 x 48	10-12	Wood	2	62171/2	3-19	18,605	62172/2	3-19	18,745
156 x 54	12-14	Wood	2	62181/2	3-24	20,290	62182/2	3-24	20,425
156 x 60	12-14	Wood	2	62191/2	3-28	21,915	62192/2	3-28	22,050
156 x 66	12-14	Wood	3	62201/2	3-32	23,685	62202/2	3-32	23,830
168 x 48	12-14	Wood	2	62211/2	3-19	20,740	62212/2	3-19	20,875
168 x 54	12-14	Wood	2	62221/2	3-24	22,560	62222/2	3-24	22,710
168 x 60	12-14	Wood	2	62231/2	3-28	24,385	62232/2	3-28	24,525
168 x 66	12-14	Wood	3	62241/2	3-32	26,295	62242/2	3-32	26,430

All table sizes are available with Plastic Laminate top surfaces. To specify, select the desired table size and replace '/2' in the wood finish model number with '/5'.

VOX® CONFERENCE TABLES

SUPER ELLIPSE SHAPE

Design Mark Müller

6" ACCESS BASE



Specify edge type; add the two letter code after the model number.



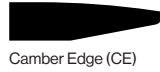
Facet Edge (FC)



Taper Edge (TE)



Flowform Edge (FF)
5% upcharge
laminare not available



Camber Edge (CE)
5% upcharge
laminare not available



No Trim



With Anodized Aluminum Trim

* Based on a chair width of 25".

L" x D"	Sugg Seat Capacity	Top Finish	Top Sections	Model Number	Number of Bases-Size	3 Access Bases List Price	Model Number	Number of Bases-Size	3 Access Bases List Price
180 x 48	12-14	Wood	3	62251/2	3-19	21,760	62252/2	3-19	21,885
180 x 54	14-16	Wood	3	62261/2	3-24	23,680	62262/2	3-24	23,825
180 x 60	14-16	Wood	3	62271/2	3-28	25,615	62272/2	3-28	25,755
180 x 66	14-16	Wood	3	62281/2	3-32	27,685	62282/2	3-32	27,825
180 x 72	14-16	Wood	3	62291/2	3-32	29,655	62292/2	3-32	29,800
192 x 54	14-16	Wood	4	62301/2	3-24	25,500	62302/2	3-24	25,640
192 x 60	14-16	Wood	4	62311/2	3-28	27,610	62312/2	3-28	27,755
192 x 66	14-16	Wood	4	62321/2	3-32	29,865	62322/2	3-32	30,010
192 x 72	14-16	Wood	4	62331/2	3-32	32,035	62332/2	3-32	32,170
204 x 54	14-16	Wood	4	62341/2	3-24	26,650	62342/2	3-24	26,790
204 x 60	16-18	Wood	4	62351/2	3-28	28,885	62352/2	3-28	29,030
204 x 66	16-18	Wood	4	62361/2	3-32	31,285	62362/2	3-32	31,420
204 x 72	16-18	Wood	4	62371/2	3-32	33,585	62372/2	3-32	33,725
204 x 78	16-18	Wood	4	62381/2	3-32	35,860	62382/2	3-32	36,005
216 x 54	16-18	Wood	4	62391/2	3-24	28,630	62392/2	3-24	28,760
216 x 60	16-18	Wood	4	62401/2	3-28	31,070	62402/2	3-28	31,205
216 x 66	16-18	Wood	4	62411/2	3-32	33,670	62412/2	3-32	33,805
216 x 72	16-18	Wood	4	62421/2	3-32	36,175	62422/2	3-32	36,305
216 x 78	16-18	Wood	4	62431/2	3-32	38,650	62432/2	3-32	38,800



No Trim



With Anodized Aluminum Trim

* Based on a chair width of 25".

L" x D"	Sugg Seat Capacity	Top Finish	Top Sections	Model Number	Number of Bases-Size	4 Access Bases List Price	Model Number	Number of Bases-Size	4 Access Bases List Price
228 x 54	16-18	Wood	4	62441/2	4-24	31,535	62442/2	4-24	31,665
228 x 60	16-18	Wood	4	62451/2	4-28	34,210	62452/2	4-28	34,355
228 x 66	18-20	Wood	4	62461/2	4-32	37,790	62462/2	4-32	37,945
228 x 72	18-20	Wood	4	62471/2	4-32	39,715	62472/2	4-32	39,850
228 x 78	18-20	Wood	4	62481/2	4-32	42,405	62482/2	4-32	42,545
228 x 84	18-20	Wood	4	62491/2	4-36	45,005	62492/2	4-36	45,135
240 x 54	16-18	Wood	4	62501/2	4-24	33,385	62502/2	4-24	33,520
240 x 60	18-20	Wood	4	62511/2	4-28	36,205	62512/2	4-28	36,350
240 x 66	18-20	Wood	4	62521/2	4-32	39,150	62522/2	4-32	39,300
240 x 72	18-20	Wood	4	62531/2	4-32	42,115	62532/2	4-32	42,255
240 x 78	18-20	Wood	4	62541/2	4-32	45,010	62542/2	4-32	45,140
240 x 84	18-20	Wood	4	62551/2	4-36	47,775	62552/2	4-36	47,920

All table sizes are available with Plastic Laminate top surfaces. To specify, select the desired table size and replace ' /2' in the wood finish model number with ' /5'.

VOX® CONFERENCE TABLES

SUPER ELLIPSE SHAPE

Design Mark Müller

8" ACCESS BASE



Specify edge type; add the two letter code after the model number.



Facet Edge (FC)



Taper Edge (TE)



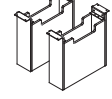
Flowform Edge (FF)
5% upcharge
laminates not available



No Trim



With Anodized Aluminum Trim

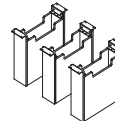


* Based on a chair width of 25".

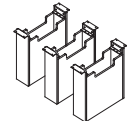
L" x D"	Sugg Seat Capacity	Top Finish	Top Sections	Model Number	Number of Bases-Size	2 Access Bases List Price	Model Number	Number of Bases-Size	2 Access Bases List Price
72 x 36	4-6	Wood	1	62013/2	2-19	7,610	62014/2	2-19	7,740
72 x 36	4-6	P-Lam	1	62013/5	2-19	6,590	62014/5	2-19	6,750
78 x 38	4-6	Wood	1	62023/2	2-19	8,205	62024/2	2-19	8,340
78 x 38	4-6	P-Lam	1	62023/5	2-19	7,045	62024/5	2-19	7,205
84 x 38	6-8	Wood	1	62033/2	2-19	8,545	62034/2	2-19	8,680
84 x 38	6-8	P-Lam	1	62033/5	2-19	7,340	62034/5	2-19	7,465
84 x 42	6-8	Wood	1	62043/2	2-19	9,090	62044/2	2-19	9,230
84 x 42	6-8	P-Lam	1	62043/5	2-19	7,720	62044/5	2-19	7,870
96 x 42	6-8	Wood	1	62053/2	2-19	9,925	62054/2	2-19	10,065
96 x 42	6-8	P-Lam	1	62053/5	2-19	8,335	62054/5	2-19	8,480
96 x 48	6-8	Wood	1	62063/2	2-19	10,855	62064/2	2-19	10,995
96 x 48	6-8	P-Lam	1	62063/5	2-19	9,085	62064/5	2-19	9,225
108 x 42	8-10	Wood	2	62073/2	2-19	10,725	62074/2	2-19	10,860
108 x 42	8-10	P-Lam	2	62073/5	2-19	8,975	62074/5	2-19	9,110
108 x 48	8-10	Wood	2	62083/2	2-19	11,775	62084/2	2-19	11,910
108 x 48	8-10	P-Lam	2	62083/5	2-19	9,785	62084/5	2-19	9,925
120 x 42	8-10	Wood	2	62093/2	2-19	12,495	62094/2	2-19	12,635
120 x 42	8-10	P-Lam	2	62093/5	2-19	10,555	62094/5	2-19	10,690
120 x 48	8-10	Wood	2	62103/2	2-19	13,640	62104/2	2-19	13,800
120 x 48	8-10	P-Lam	2	62103/5	2-19	11,425	62104/5	2-19	11,570
120 x 54	8-10	Wood	2	62113/2	2-24	15,150	62114/2	2-24	15,280
132 x 48	8-10	Wood	2	62123/2	2-19	14,925	62124/2	2-19	15,055
132 x 54	8-10	Wood	2	62133/2	2-24	16,425	62134/2	2-24	16,575

* Based on a chair width of 25".

No Trim



With Anodized Aluminum Trim



L" x D"	Sugg Seat Capacity	Top Finish	Top Sections	Model Number	Number of Bases-Size	3 Access Bases List Price	Model Number	Number of Bases-Size	3 Access Bases List Price
144 x 48	10-12	Wood	2	62143/2	3-19	17,380	62144/2	3-19	17,520
144 x 54	10-12	Wood	2	62153/2	3-24	18,900	62154/2	3-24	19,040
144 x 60	10-12	Wood	2	62163/2	3-28	20,360	62164/2	3-28	20,510
156 x 48	10-12	Wood	2	62173/2	3-19	17,380	62174/2	3-19	18,745
156 x 54	12-14	Wood	2	62183/2	3-24	18,900	62184/2	3-24	20,425
156 x 60	12-14	Wood	2	62193/2	3-28	20,360	62194/2	3-28	22,050
156 x 66	12-14	Wood	3	62203/2	3-32	22,270	62204/2	3-32	23,830
168 x 48	12-14	Wood	2	62213/2	3-19	20,740	62214/2	3-19	20,875
168 x 54	12-14	Wood	2	62223/2	3-24	22,560	62224/2	3-24	22,710
168 x 60	12-14	Wood	2	62233/2	3-28	24,385	62234/2	3-28	24,525
168 x 66	12-14	Wood	3	62243/2	3-32	26,295	62244/2	3-32	26,430

All table sizes are available with Plastic Laminate top surfaces. To specify, select the desired table size and replace '/2' in the wood finish model number with '/5'.

VOX® CONFERENCE TABLES

SUPER ELLIPSE SHAPE

Design Mark Müller

8" ACCESS BASE



Specify edge type; add the two letter code after the model number.



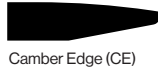
Facet Edge (FC)



Taper Edge (TE)

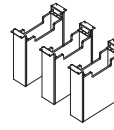


Flowform Edge (FF)
5% upcharge
laminates not available

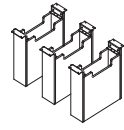


Camber Edge (CE)
5% upcharge
laminates not available

No Trim



With Anodized Aluminum Trim

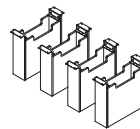


* Based on a chair width of 25".

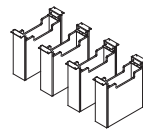
L" x D"	Sugg Seat Capacity	Top Finish	Top Sections	Model Number	Number of Bases-Size	3 Access Bases List Price	Model Number	Number of Bases-Size	3 Access Bases List Price
180 x 48	12-14	Wood	3	62253/2	3-19	21,760	62254/2	3-19	21,885
180 x 54	14-16	Wood	3	62263/2	3-24	23,680	62264/2	3-24	23,825
180 x 60	14-16	Wood	3	62273/2	3-28	25,615	62274/2	3-28	25,755
180 x 66	14-16	Wood	3	62283/2	3-32	27,685	62284/2	3-32	27,825
180 x 72	14-16	Wood	3	62293/2	3-32	29,655	62294/2	3-32	29,800
192 x 54	14-16	Wood	4	62303/2	3-24	25,500	62304/2	3-24	25,640
192 x 60	14-16	Wood	4	62313/2	3-28	27,610	62314/2	3-28	27,755
192 x 66	14-16	Wood	4	62323/2	3-32	29,865	62324/2	3-32	30,010
192 x 72	14-16	Wood	4	62333/2	3-32	32,035	62334/2	3-32	32,170
204 x 54	14-16	Wood	4	62343/2	3-24	26,650	62344/2	3-24	26,790
204 x 60	16-18	Wood	4	62353/2	3-28	28,885	62354/2	3-28	29,030
204 x 66	16-18	Wood	4	62363/2	3-32	31,285	62364/2	3-32	31,420
204 x 72	16-18	Wood	4	62373/2	3-32	33,585	62374/2	3-32	33,725
204 x 78	16-18	Wood	4	62383/2	3-32	35,860	62384/2	3-32	36,005
216 x 54	16-18	Wood	4	62393/2	3-24	28,630	62394/2	3-24	28,760
216 x 60	16-18	Wood	4	62403/2	3-28	31,070	62404/2	3-28	31,205
216 x 66	16-18	Wood	4	62413/2	3-32	33,670	62414/2	3-32	33,805
216 x 72	16-18	Wood	4	62423/2	3-32	36,175	62424/2	3-32	36,305
216 x 78	16-18	Wood	4	62433/2	3-32	38,650	62434/2	3-32	38,800

* Based on a chair width of 25".

No Trim



With Anodized Aluminum Trim



L" x D"	Sugg Seat Capacity	Top Finish	Top Sections	Model Number	Number of Bases-Size	4 Access Bases List Price	Model Number	Number of Bases-Size	4 Access Bases List Price
228 x 54	16-18	Wood	4	62443/2	4-24	31,535	62444/2	4-24	31,665
228 x 60	16-18	Wood	4	62453/2	4-28	34,210	62454/2	4-28	34,355
228 x 66	18-20	Wood	4	62463/2	4-32	37,790	62464/2	4-32	37,945
228 x 72	18-20	Wood	4	62473/2	4-32	39,715	62474/2	4-32	39,850
228 x 78	18-20	Wood	4	62483/2	4-32	42,405	62484/2	4-32	42,545
228 x 84	18-20	Wood	4	62493/2	4-36	45,005	62494/2	4-36	45,135
240 x 54	16-18	Wood	4	62503/2	4-24	33,385	62504/2	4-24	33,520
240 x 60	18-20	Wood	4	62513/2	4-28	36,205	62514/2	4-28	36,350
240 x 66	18-20	Wood	4	62523/2	4-32	39,150	62524/2	4-32	39,300
240 x 72	18-20	Wood	4	62533/2	4-32	42,115	62534/2	4-32	42,255
240 x 78	18-20	Wood	4	62543/2	4-32	45,010	62544/2	4-32	45,140
240 x 84	18-20	Wood	4	62553/2	4-36	47,775	62554/2	4-36	49,360

All table sizes are available with Plastic Laminate top surfaces. To specify, select the desired table size and replace /2' in the wood finish model number with /5'.

VOX® CONFERENCE TABLES

VISTA™ SHAPE (CLOSED)

Design Mark Müller

6" ACCESS BASE



Specify edge type; add the two letter code after the model number.



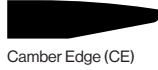
Facet Edge (FC)



Taper Edge (TE)



Flowform Edge (FF)
5% upcharge
laminates not available



Camber Edge (CE)
5% upcharge
laminates not available

* Based on a chair width of 25".

L" x D"	Sugg Seat Capacity	Top Finish	Top Sections	Model Number	Number of Bases-Size	2 Access Bases List Price	Model Number	Number of Bases-Size	2 Access Bases List Price
84 x 33-48	5-7	Wood	1	66011/2	2-19	8,975	66012/2	2-19	9,110
84 x 33-48	5-7	P-Lam	1	66011/5	2-19	7,695	66012/5	2-19	7,845
84 x 38-54	5-7	Wood	1	66021/2	2-24	9,755	66022/2	2-24	9,900
84 x 38-54	5-7	P-Lam	1	66021/5	2-24	8,325	66022/5	2-24	8,470
96 x 33-48	5-7	Wood	1	66031/2	2-19	9,755	66032/2	2-19	9,900
96 x 33-48	5-7	P-Lam	1	66031/5	2-19	8,295	66032/5	2-19	8,430
96 x 38-54	5-7	Wood	1	66041/2	2-24	10,725	66042/2	2-24	10,860
96 x 38-54	5-7	P-Lam	1	66041/5	2-24	9,070	66042/5	2-24	9,210
96 x 43-60	5-7	Wood	1	66051/2	2-28	11,580	66052/2	2-28	11,725
96 x 43-60	5-7	P-Lam	1	66051/5	2-28	9,720	66052/5	2-28	9,865
108 x 38-54	7-9	Wood	2	66061/2	2-24	11,725	66062/2	2-24	11,860
108 x 38-54	7-9	P-Lam	2	66061/5	2-24	9,825	66062/5	2-24	9,960
108 x 43-60	7-9	Wood	2	66071/2	2-28	12,670	66072/2	2-28	12,820
108 x 43-60	7-9	P-Lam	2	66071/5	2-28	10,580	66072/5	2-28	10,730
120 x 38-54	7-9	Wood	2	66081/2	2-24	13,595	66082/2	2-24	13,725
120 x 38-54	7-9	P-Lam	2	66081/5	2-24	11,500	66082/5	2-24	11,635
120 x 43-60	7-9	Wood	2	66091/2	2-28	14,770	66092/2	2-28	14,925
120 x 43-60	7-9	P-Lam	2	66091/5	2-28	12,430	66092/5	2-28	12,570
132 x 38-54	7-9	Wood	2	66101/2	2-24	14,700	66102/2	2-24	14,850
132 x 38-54	7-9	P-Lam	2	66101/5	2-24	12,380	66102/5	2-24	12,525
132 x 43-60	7-9	Wood	2	66111/2	2-28	16,020	66112/2	2-28	16,150
132 x 43-60	7-9	P-Lam	2	66111/5	2-28	13,400	66112/5	2-28	13,535
132 x 48-66	7-9	Wood	3	66121/2	2-32	17,160	66122/2	2-32	17,295
132 x 48-66	7-9	P-Lam	3	66121/5	2-32	14,290	66122/5	2-32	14,435

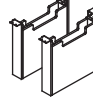
* Based on a chair width of 25".

**These models are constructed without support rails - bases are attached directly to tops.

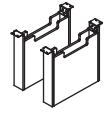
L" x D"	Sugg Seat Capacity	Top Finish	Top Sections	Model Number	Number of Bases-Size	3 Access Bases List Price	Model Number	Number of Bases-Size	3 Access Bases List Price
144 x 38-54	9-11	Wood	2	66131/2	3-24	17,370	66132/2	3-24	17,510
144 x 38-54	9-11	P-Lam	2	66131/5	3-24	14,800	66132/5	3-24	14,955
144 x 43-60	9-11	Wood	2	66141/2	3-28	18,820	66142/2	3-28	18,955
144 x 43-60	9-11	P-Lam	2	66151/5	3-28	15,915	66152/5	3-28	16,060
144 x 48-66	9-11	Wood	3	66161/2	3-32	20,080	66162/2	3-32	20,210
144 x 48-66	9-11	P-Lam	3	66171/5	3-32	16,920	66172/5	3-32	17,055
156 x 43-60	9-11	Wood	2	66181/2	3-28	20,020	66182/2	3-28	20,155
156 x 43-60	9-11	P-Lam	2	66191/5	3-28	16,870	66192/5	3-28	17,020
156 x 48-66	9-11	Wood	3	66201/2	3-32	21,380	66202/2	3-32	21,540
156 x 48-66	9-11	P-Lam	3	66211/5	3-32	17,930	66212/5	3-32	18,080
168 x 43-60	11-13	Wood	2	66221/2	3-28	22,635	66222/2	3-28	22,755
168 x 43-60	11-13	P-Lam	2	66231/5	3-28	18,510	66232/5	3-28	18,655
168 x 48-66	11-13	Wood	3	66241/2	3-32	23,570	66242/2	3-32	23,705

All table sizes are available with Plastic Laminate top surfaces. To specify, select the desired table size and replace '/2' in the wood finish model number with '/5'.

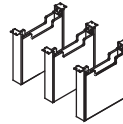
No Trim



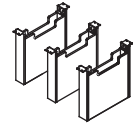
With Anodized Aluminum Trim



No Trim



With Anodized Aluminum Trim



VOX® CONFERENCE TABLES

VISTA™ SHAPE (CLOSED)

Design Mark Müller

6" ACCESS BASE



Specify edge type; add the two letter code after the model number.



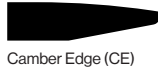
Facet Edge (FC)




Taper Edge (TE)



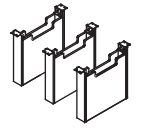
Flowform Edge (FF)
5% upcharge
laminates not available



Camber Edge (CE)
5% upcharge
laminates not available



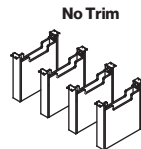
No Trim



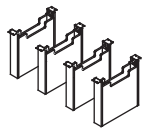
With Anodized Aluminum Trim

* Based on a chair width of 25".

L" x D"	Sugg Seat Capacity	Top Finish	Top Sections	Model Number	Number of Bases-Size	3 Access Bases List Price	Model Number	Number of Bases-Size	3 Access Bases List Price
180 38-54	11-13	Wood	3	66251/2	3-24	21,480	66252/2	3-24	21,620
180 43-60	11-13	Wood	3	66261/2	3-28	23,140	66262/2	3-28	23,295
180 48-66	11-13	Wood	3	66271/2	3-32	24,965	66272/2	3-32	25,095
180 53-72	12-14	Wood	3	66281/2	3-36	26,825	66282/2	3-36	26,960
180 58-78	12-14	Wood	3	66291/2	3-36	28,505	66292/2	3-36	28,645
180 63-84	12-14	Wood	4	66301/2	3-40	30,255	66302/2	3-40	30,405
192 38-54	11-13	Wood	4	66311/2	3-24	22,715	66312/2	3-24	22,870
192 43-60	11-13	Wood	4	66321/2	3-28	24,685	66322/2	3-28	24,830
192 48-66	11-13	Wood	4	66331/2	3-32	26,440	66332/2	3-32	26,595
192 53-72	12-14	Wood	4	66341/2	3-36	28,430	66342/2	3-36	28,570
192 58-78	12-14	Wood	4	66351/2	3-36	30,610	66352/2	3-36	30,735
192 63-84	12-14	Wood	4	66361/2	3-40	32,130	66362/2	3-40	32,275
204 38-54	13-15	Wood	4	66371/2	3-24	23,875	66372/2	3-24	24,020
204 43-60	13-15	Wood	4	66381/2	3-28	25,765	66382/2	3-28	25,910
204 48-66	13-15	Wood	4	66391/2	3-32	27,865	66392/2	3-32	28,005
204 53-72	14-16	Wood	4	66401/2	3-36	30,000	66402/2	3-36	30,150
204 58-78	14-16	Wood	4	66411/2	3-36	31,915	66412/2	3-36	32,060
204 63-84	14-16	Wood	4	66421/2	3-40	33,915	66422/2	3-40	34,065
216 38-54	13-15	Wood	4	66431/2	3-24	25,190	66432/2	3-24	25,325
216 43-60	13-15	Wood	4	66441/2	3-28	27,435	66442/2	3-28	27,585
216 48-66	13-15	Wood	4	66451/2	3-32	29,460	66452/2	3-32	29,590
216 53-72	14-16	Wood	4	66461/2	3-36	31,685	66462/2	3-36	31,830
216 58-78	14-16	Wood	4	66471/2	3-36	33,970	66472/2	3-36	34,115
216 63-84	14-16	Wood	4	66481/2	3-40	35,340	66482/2	3-40	35,470



No Trim



With Anodized Aluminum Trim

* Based on a chair width of 25".

L" x D"	Sugg Seat Capacity	Top Finish	Top Sections	Model Number	Number of Bases-Size	4 Access Bases List Price	Model Number	Number of Bases-Size	4 Access Bases List Price
228 38-54	15-17	Wood	4	66491/2	4-24	27,735	66492/2	4-24	27,875
228 43-60	15-17	Wood	4	66501/2	4-28	30,295	66502/2	4-28	30,440
228 48-66	15-17	Wood	4	66511/2	4-32	32,445	66512/2	4-32	32,585
228 53-72	16-18	Wood	4	66521/2	4-36	34,835	66522/2	4-36	34,980
228 58-78	16-18	Wood	4	66531/2	4-36	37,140	66532/2	4-36	37,295
228 63-84	16-18	Wood	4	66541/2	4-40	39,460	66542/2	4-40	39,610
240 38-54	15-17	Wood	4	66551/2	4-24	29,305	66552/2	4-24	29,450
240 43-60	15-17	Wood	4	66561/2	4-28	31,790	66562/2	4-28	31,920
240 48-66	15-17	Wood	4	66571/2	4-32	34,095	66572/2	4-32	34,240
240 53-72	16-18	Wood	4	66581/2	4-36	36,630	66582/2	4-36	36,780
240 58-78	16-18	Wood	4	66591/2	4-36	39,070	66592/2	4-36	39,195
240 63-84	16-18	Wood	4	66601/2	4-40	41,510	66602/2	4-40	41,650

All table sizes are available with Plastic Laminate top surfaces. To specify, select the desired table size and replace '/2' in the wood finish model number with '/5'.

VOX® CONFERENCE TABLES

VISTA™ SHAPE (CLOSED)

Design Mark Müller

8" ACCESS BASE



Specify edge type; add the two letter code after the model number.



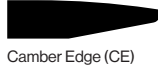
Facet Edge (FC)



Taper Edge (TE)

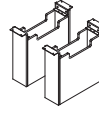


Flowform Edge (FF)
5% upcharge
laminates not available

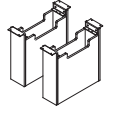


Camber Edge (CE)
5% upcharge
laminates not available

No Trim



With Anodized Aluminum Trim

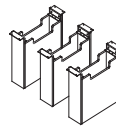


* Based on a chair width of 25".

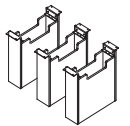
L" x D"	Sugg Seat Capacity	Top Finish	Top Sections	Model Number	Number of Bases-Size	2 Access Bases List Price	Model Number	Number of Bases-Size	2 Access Bases List Price
84 33-48	5-7	Wood	1	66013/2	2-19	8,975	66014/2	2-19	9,110
84 33-48	5-7	P-Lam	1	66013/5	2-19	7,695	66014/5	2-19	7,845
84 38-54	5-7	Wood	1	66023/2	2-24	9,755	66024/2	2-24	9,900
84 38-54	5-7	P-Lam	1	66023/5	2-24	8,325	66024/5	2-24	8,470
96 33-48	5-7	Wood	1	66033/2	2-19	9,755	66034/2	2-19	9,900
96 33-48	5-7	P-Lam	1	66033/5	2-19	8,295	66034/5	2-19	8,430
96 38-54	5-7	Wood	1	66043/2	2-24	10,725	66044/2	2-24	10,860
96 38-54	5-7	P-Lam	1	66043/5	2-24	9,070	66044/5	2-24	9,210
96 43-60	5-7	Wood	1	66053/2	2-28	11,580	66054/2	2-28	11,725
96 43-60	5-7	P-Lam	1	66053/5	2-28	9,720	66054/5	2-28	9,865
108 38-54	7-9	Wood	2	66063/2	2-24	11,725	66064/2	2-24	11,860
108 38-54	7-9	P-Lam	2	66063/5	2-24	9,825	66064/5	2-24	9,960
108 43-60	7-9	Wood	2	66073/2	2-28	12,670	66074/2	2-28	12,820
108 43-60	7-9	P-Lam	2	66073/5	2-28	10,580	66074/5	2-28	10,730
120 38-54	7-9	Wood	2	66083/2	2-24	13,595	66084/2	2-24	13,725
120 38-54	7-9	P-Lam	2	66083/5	2-24	11,500	66084/5	2-24	11,635
120 43-60	7-9	Wood	2	66093/2	2-28	14,770	66094/2	2-28	14,925
120 43-60	7-9	P-Lam	2	66093/5	2-28	12,430	66094/5	2-28	12,570
132 38-54	7-9	Wood	2	66103/2	2-24	14,700	66104/2	2-24	14,850
132 38-54	7-9	P-Lam	2	66103/5	2-24	12,380	66104/5	2-24	12,525
132 43-60	7-9	Wood	2	66113/2	2-28	16,020	66114/2	2-28	16,150
132 43-60	7-9	P-Lam	2	66113/5	2-28	13,400	66114/5	2-28	13,535
132 48-66	7-9	Wood	3	66123/2	2-32	17,160	66124/2	2-32	17,295
132 48-66	7-9	P-Lam	3	66123/5	2-32	14,290	66124/5	2-32	14,435

These models are constructed without support rails - bases are attached directly to tops.

No Trim



With Anodized Aluminum Trim



* Based on a chair width of 25".

L" x D"	Sugg Seat Capacity	Top Finish	Top Sections	Model Number	Number of Bases-Size	3 Access Bases List Price	Model Number	Number of Bases-Size	3 Access Bases List Price
144 38-54	9-11	Wood	2	66133/2	3-24	17,370	66134/2	3-24	17,510
144 38-54	9-11	P-Lam	2	66133/5	3-24	14,800	66134/5	3-24	14,955
144 43-60	9-11	Wood	2	66143/2	3-28	18,820	66144/2	3-28	18,955
144 43-60	9-11	P-Lam	2	66153/5	3-28	15,915	66154/5	3-28	16,060
144 48-66	9-11	Wood	3	66163/2	3-32	20,080	66164/2	3-32	20,210
144 48-66	9-11	P-Lam	3	66173/5	3-32	16,920	66174/5	3-32	17,055
156 43-60	9-11	Wood	2	66183/2	3-28	20,020	66184/2	3-28	20,155
156 43-60	9-11	P-Lam	2	66193/5	3-28	16,870	66194/5	3-28	17,020
156 48-66	9-11	Wood	3	66203/2	3-32	21,380	66204/2	3-32	21,540
156 48-66	9-11	P-Lam	3	66213/5	3-32	17,930	66214/5	3-32	18,080
168 43-60	11-13	Wood	2	66223/2	3-28	22,635	66224/2	3-28	22,755
168 43-60	11-13	P-Lam	2	66233/5	3-28	18,510	66234/5	3-28	18,655
168 48-66	11-13	Wood	3	66243/2	3-32	23,570	66244/2	3-32	23,705

All table sizes are available with Plastic Laminate top surfaces. To specify, select the desired table size and replace /2' in the wood finish model number with /5'.

VOX® CONFERENCE TABLES

VISTA™ SHAPE (CLOSED)

Design Mark Müller

8" ACCESS BASE



Specify edge type; add the two letter code after the model number.



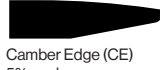
Facet Edge (FC)



Taper Edge (TE)

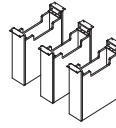


Flowform Edge (FF)
5% upcharge
laminates not available

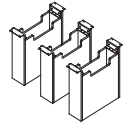


Camber Edge (CE)
5% upcharge
laminates not available

No Trim



With Anodized Aluminum Trim



* Based on a chair width of 25".

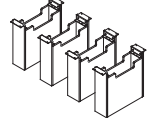
L" x D"	Sugg Seat Capacity	Top Finish	Top Sections	Model Number	Number of Bases-Size	3 Access Bases List Price	Model Number	Number of Bases-Size	3 Access Bases List Price
180 38-54	11-13	Wood	3	66253/2	3-24	21,480	66254/2	3-24	21,620
180 43-60	11-13	Wood	3	66263/2	3-28	23,140	66264/2	3-28	23,295
180 48-66	11-13	Wood	3	66273/2	3-32	24,965	66274/2	3-32	25,095
180 53-72	12-14	Wood	3	66283/2	3-36	26,825	66284/2	3-36	26,960
180 58-78	12-14	Wood	3	66293/2	3-36	28,505	66294/2	3-36	28,645
180 63-84	12-14	Wood	4	66303/2	3-40	30,255	66304/2	3-40	30,405
192 38-54	11-13	Wood	4	66313/2	3-24	22,715	66314/2	3-24	22,870
192 43-60	11-13	Wood	4	66323/2	3-28	24,685	66324/2	3-28	24,830
192 48-66	11-13	Wood	4	66333/2	3-32	26,440	66334/2	3-32	26,595
192 53-72	12-14	Wood	4	66343/2	3-36	28,430	66344/2	3-36	28,570
192 58-78	12-14	Wood	4	66353/2	3-36	30,610	66354/2	3-36	30,735
192 63-84	12-14	Wood	4	66363/2	3-40	32,130	66364/2	3-40	32,275
204 38-54	13-15	Wood	4	66373/2	3-24	23,875	66374/2	3-24	24,020
204 43-60	13-15	Wood	4	66383/2	3-28	25,765	66384/2	3-28	25,910
204 48-66	13-15	Wood	4	66393/2	3-32	27,865	66394/2	3-32	28,005
204 53-72	14-16	Wood	4	66403/2	3-36	30,000	66404/2	3-36	30,150
204 58-78	14-16	Wood	4	66413/2	3-36	31,915	66414/2	3-36	32,060
204 63-84	14-16	Wood	4	66423/2	3-40	33,915	66424/2	3-40	34,065
216 38-54	13-15	Wood	4	66433/2	3-24	25,190	66434/2	3-24	25,325
216 43-60	13-15	Wood	4	66443/2	3-28	27,435	66444/2	3-28	27,585
216 48-66	13-15	Wood	4	66453/2	3-32	29,460	66454/2	3-32	29,590
216 53-72	14-16	Wood	4	66463/2	3-36	31,685	66464/2	3-36	31,830
216 58-78	14-16	Wood	4	66473/2	3-36	33,970	66474/2	3-36	34,115
216 63-84	14-16	Wood	4	66483/2	3-40	35,340	66484/2	3-40	35,470

* Based on a chair width of 25".

No Trim



With Anodized Aluminum Trim



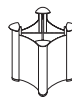
L" x D"	Sugg Seat Capacity	Top Finish	Top Sections	Model Number	Number of Bases-Size	4 Access Bases List Price	Model Number	Number of Bases-Size	4 Access Bases List Price
228 38-54	15-17	Wood	4	66493/2	4-24	27,735	66494/2	4-24	27,875
228 43-60	15-17	Wood	4	66503/2	4-28	30,295	66504/2	4-28	30,440
228 48-66	15-17	Wood	4	66513/2	4-32	32,445	66514/2	4-32	32,585
228 53-72	16-18	Wood	4	66523/2	4-36	34,835	66524/2	4-36	34,980
228 58-78	16-18	Wood	4	66533/2	4-36	37,140	66534/2	4-36	37,295
228 63-84	16-18	Wood	4	66543/2	4-40	39,460	66544/2	4-40	39,610
240 38-54	15-17	Wood	4	66553/2	4-24	29,305	66554/2	4-24	29,450
240 43-60	15-17	Wood	4	66563/2	4-28	31,790	66564/2	4-28	31,920
240 48-66	15-17	Wood	4	66573/2	4-32	34,095	66574/2	4-32	34,240
240 53-72	16-18	Wood	4	66583/2	4-36	36,630	66584/2	4-36	36,780
240 58-78	16-18	Wood	4	66593/2	4-36	39,070	66594/2	4-36	39,195
240 63-84	16-18	Wood	4	66603/2	4-40	41,510	66604/2	4-40	41,650

All table sizes are available with Plastic Laminate top surfaces. To specify, select the desired table size and replace '2' in the wood finish model number with '5'.

VOX® CONFERENCE TABLES

SQUARE SHAPE Design Mark Müller

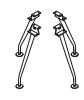
QUAD BASE



ACCESS BASE



TAPER LEGS



Specify edge type; add the two letter code after the model number.



Facet Edge (FC)



Taper Edge (TE)

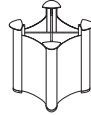


Flowform Edge (FF)
5% upcharge
laminates not available



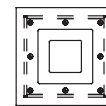
Camber Edge (CE)
5% upcharge
laminates not available

Anodized Aluminum Base Ends

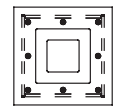


Single Square Access Base

No Trim



With Anodized Aluminum Trim



* Based on a chair width of 25".

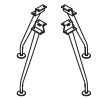
L" x D"	Sugg Seat Capacity	Top Finish	Top Sections	Model Number	Base Size"	Quad Base List Price	Model Number	Access Base List Price	Model Number	Access Base List Price
42 x 42	2-4	Wood	1	22816/2	26	4,840	65111/2	5,325	65112/2	5,475
42 x 42	2-4	P-Lam	1	22816/5	26	4,280	65111/5	4,790	65112/5	4,925
48 x 48	2-4	Wood	1	22817/2	26	5,615	65121/2	6,080	65122/2	6,225
48 x 48	2-4	P-Lam	1	22817/5	26	4,840	65121/5	5,325	65122/5	5,475
54 x 54	4-6	Wood	1	22818/2	30	6,850	65131/2	7,265	65132/2	7,415
54 x 54	4-6	P-Lam	1	22818/5	30	5,870	65131/5	6,325	65132/5	6,470
60 x 60	6-8	Wood	1	22819/2	36	9,175	65141/2	9,535	65142/2	9,680
60 x 60	6-8	P-Lam	1	22819/5	36	7,905	65141/5	8,315	65142/5	8,450
66 x 66	6-8	Wood	2	22820/2	42	10,580	65151/2	10,910	65152/2	11,050
66 x 66	6-8	P-Lam	2	22820/5	42	9,085	65151/5	9,450	65152/5	9,585
72 x 72	6-8	Wood	2	22821/2	48	12,270	65161/2	12,550	65162/2	12,680
72 x 72	6-8	P-Lam	2	22821/5	48	10,440	65161/5	10,765	65162/5	10,905
78 x 78	8-10	Wood	2	22822/2	48	13,640	65171/2	13,875	65172/2	14,030
78 x 78	8-10	P-Lam	2	22822/5	48	11,505	65171/5	11,795	65172/5	11,945
84 x 84	8-10	Wood	2	22823/2	54	15,365	65181/2	15,550	65182/2	15,680
84 x 84	8-10	P-Lam	2	22823/5	54	12,840	65181/5	13,100	65182/5	13,245
90 x 90	8-10	Wood	2	22824/2	60	17,450	65191/2	17,570	65192/2	17,705
90 x 90	8-10	P-Lam	2	22824/5	60	14,555	65191/5	14,765	65192/5	14,920
96 x 96	10-12	Wood	2	22825/2	66	19,670	65201/2	19,725	65202/2	19,875
96 x 96	10-12	P-Lam	2	22825/5	66	16,310	65201/5	16,465	65202/5	16,605

42" and 48" Square and Round shape tables, with a Quad base, do not have a removable panel. The table is placed on its side for installing and removing cabling and wire management. Quad base & Taper leg dimensions are shown as overall base diameter; Access base dimension is for one side of base.

Metallic Silver Paint



Mirror-Polished



* Based on a chair width of 25".

L" x D"	Sugg Seat Capacity	Top Finish	Top Sections	Model Number	Base Size"	Taper Base List Price	Model Number	Base Size"	Taper Base List Price
42 x 42	2-4	Wood	1	54601/2	26	5,635	52201/2	26	7,025
42 x 42	2-4	P-Lam	1	54601/5	26	5,060	52201/5	26	6,445
48 x 48	2-4	Wood	1	54602/2	26	6,430	52202/2	26	7,840
48 x 48	2-4	P-Lam	1	54602/5	26	5,680	52202/5	26	7,080
54 x 54	4-6	Wood	1	54603/2	30	7,575	52203/2	30	8,945
54 x 54	4-6	P-Lam	1	54603/5	30	6,565	52203/5	30	7,935
60 x 60	6-8	Wood	1	54604/2	36	8,795	52204/2	36	10,170
60 x 60	6-8	P-Lam	1	54604/5	36	7,520	52204/5	36	8,905
66 x 66	6-8	Wood	2	54605/2	42	10,000	52205/2	42	11,390
66 x 66	6-8	P-Lam	2	54605/5	42	8,475	52205/5	42	9,885
72 x 72	6-8	Wood	2	54606/2	48	11,490	52206/2	48	12,890
72 x 72	6-8	P-Lam	2	54606/5	48	9,670	52206/5	48	11,055
78 x 78	8-10	Wood	2	54607/2	48	12,880	52207/2	48	14,270
78 x 78	8-10	P-Lam	2	54607/5	48	10,735	52207/5	48	12,120
84 x 84	8-10	Wood	2	54608/2	54	14,465	52208/2	54	15,845
84 x 84	8-10	P-Lam	2	54608/5	54	11,955	52208/5	54	13,220
90 x 90	8-10	Wood	2	54609/2	60	16,340	52209/2	60	17,735
90 x 90	8-10	P-Lam	2	54609/5	60	13,440	52209/5	60	14,820
96 x 96	10-12	Wood	2	54610/2	66	18,270	52210/2	66	19,665
96 x 96	10-12	P-Lam	2	54610/5	66	14,910	52210/5	66	16,305

VOX® CONFERENCE TABLES

ROUND SHAPE

Design Mark Müller

QUAD BASE



ACCESS BASE



TAPER LEGS



Specify edge type; add the two letter code after the model number.



Facet Edge (FC)



Taper Edge (TE)

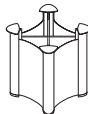


Flowform Edge (FF)
5% upcharge
laminates not available



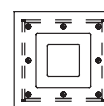
Camber Edge (CE)
5% upcharge
laminates not available

Anodized Aluminum Base Ends

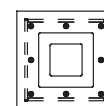


Single Square Access Base

No Trim



With Anodized Aluminum Trim

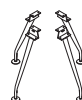


* Based on a chair width of 25".

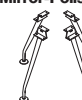
L" x D"	Sugg Seat Capacity	Top Finish	Top Sections	Model Number	Base Size'	Quad Base List Price	Model Number	Access Base List Price	Model Number	Access Base List Price
42 dia.	3 - 5	Wood	1	22802/2	26	4,965	65211/2	5,455	65212/2	5,590
42 dia.	3 - 5	P-Lam	1	22802/5	26	4,360	65211/5	4,865	65212/5	5,010
48 dia.	3 - 5	Wood	1	22803/2	26	5,755	65221/2	6,225	65222/2	6,355
48 dia.	3 - 5	P-Lam	1	22803/5	26	4,965	65221/5	5,455	65222/5	5,590
54 dia.	4 - 6	Wood	1	22804/2	30	7,055	65231/2	7,485	65232/2	7,635
54 dia.	4 - 6	P-Lam	1	22804/5	30	6,025	65231/5	6,495	65232/5	6,630
60 dia.	5 - 7	Wood	1	22805/2	36	9,440	65241/2	9,795	65242/2	9,940
60 dia.	5 - 7	P-Lam	1	22805/5	36	8,120	65241/5	8,520	65242/5	8,655
66 dia.	5 - 7	Wood	2	22806/2	42	10,910	65251/2	11,225	65252/2	11,375
66 dia.	5 - 7	P-Lam	2	22806/5	42	9,330	65251/5	9,695	65252/5	9,835
72 dia.	6 - 8	Wood	2	22807/2	48	12,665	65261/2	12,930	65262/2	13,065
72 dia.	6 - 8	P-Lam	2	22807/5	48	10,755	65261/5	11,080	65262/5	11,215
78 dia.	7 - 9	Wood	2	22808/2	48	14,125	65271/2	14,330	65272/2	14,490
78 dia.	7 - 9	P-Lam	2	22808/5	48	11,860	65271/5	12,150	65272/5	12,300
84 dia.	8 - 10	Wood	2	22809/2	54	15,910	65281/2	16,085	65282/2	16,230
84 dia.	8 - 10	P-Lam	2	22809/5	54	13,280	65281/5	13,525	65282/5	13,665
90 dia.	8 - 10	Wood	2	22810/2	60	18,100	65291/2	18,210	65292/2	18,340
90 dia.	8 - 10	P-Lam	2	22810/5	60	15,045	65291/5	15,240	65292/5	15,385
96 dia.	9 - 11	Wood	2	22811/2	66	20,390	65301/2	20,420	65302/2	20,565
96 dia.	9 - 11	P-Lam	2	22811/5	66	16,855	65301/5	17,000	65302/5	17,140

42" and 48" Square and Round shape tables, with a Quad base, do not have a removable panel. The table is placed on its side for installing and removing cabling and wire management. Quad base & Taper leg dimensions are shown as overall base diameter; Access base dimension is for one side of base.

Metallic Silver Paint



Mirror-Polished



* Based on a chair width of 25".

L" x D"	Sugg Seat Capacity	Top Finish	Top Sections	Model Number	Base Size'	Taper Base List Price	Model Number	Base Size"	Taper Base List Price
42 dia.	3 - 5	Wood	1	54701/2	26	5,755	52401/2	26	7,155
42 dia.	3 - 5	P-Lam	1	54701/5	26	5,155	52401/5	26	6,550
48 dia.	3 - 5	Wood	1	54702/2	26	6,600	52402/2	26	7,975
48 dia.	3 - 5	P-Lam	1	54702/5	26	5,805	52402/5	26	7,200
54 dia.	4 - 6	Wood	1	54703/2	30	7,780	52403/2	30	9,135
54 dia.	4 - 6	P-Lam	1	54703/5	30	6,745	52403/5	30	8,120
60 dia.	5 - 7	Wood	1	54704/2	36	9,070	52404/2	36	10,440
60 dia.	5 - 7	P-Lam	1	54704/5	36	7,730	52404/5	36	9,115
66 dia.	5 - 7	Wood	2	54705/2	42	10,325	52405/2	42	11,725
66 dia.	5 - 7	P-Lam	2	54705/5	42	8,735	52405/5	42	10,135
72 dia.	6 - 8	Wood	2	54706/2	48	11,895	52406/2	48	13,285
72 dia.	6 - 8	P-Lam	2	54706/5	48	9,970	52406/5	48	11,360
78 dia.	7 - 9	Wood	2	54707/2	48	13,355	52407/2	48	14,740
78 dia.	7 - 9	P-Lam	2	54707/5	48	11,105	52407/5	48	12,485
84 dia.	8 - 10	Wood	2	54708/2	54	15,005	52408/2	54	16,395
84 dia.	8 - 10	P-Lam	2	54708/5	54	12,380	52408/5	54	13,755
90 dia.	8 - 10	Wood	2	54709/2	60	17,000	52409/2	60	18,385
90 dia.	8 - 10	P-Lam	2	54709/5	60	13,925	52409/5	60	15,320
96 dia.	9 - 11	Wood	2	54710/2	66	19,000	52410/2	66	20,370
96 dia.	9 - 11	P-Lam	2	54710/5	66	15,450	52410/5	66	16,840

Access BASE

The Vox® Access Base has removable exterior panels that conveniently conceal cables. The overall footprint of the base provides a significant area at floor level to conceal cabling, core drills or floor monuments.

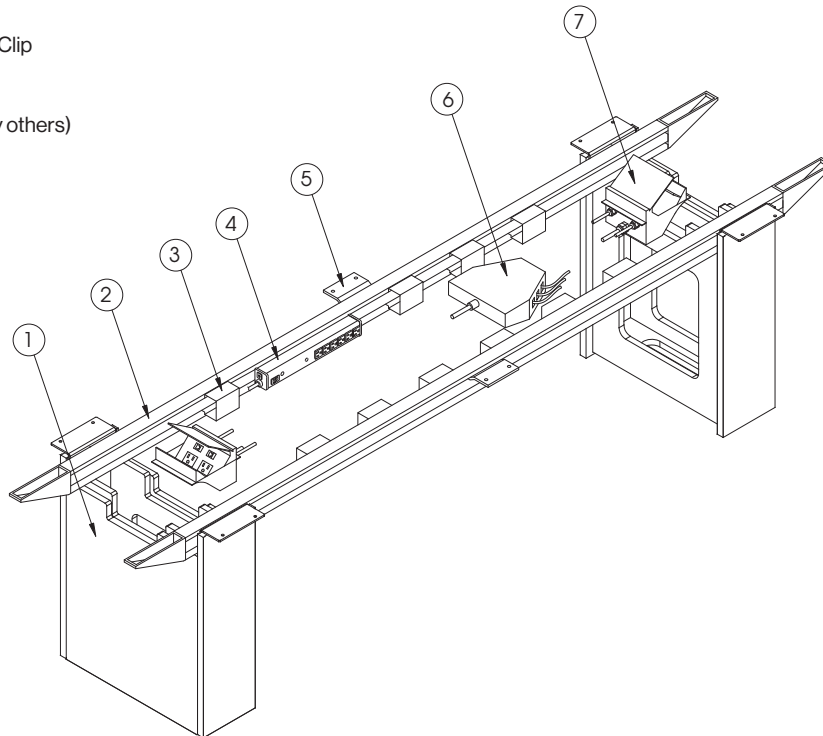
Bases come in a variety of sizes, which are noted beside the model numbers of the Vox® Tables. Specific dimensions and interior clearances for each base style and size are shown on pages 17-21.

Once cabling has been routed through the base to the underside of the top, it can be channeled and secured with Wire Management "U" Clips (supplied) which can be positioned along the length of the rail support system. Wire Management Strips are also provided, which can be adhered to the underside of the top as required.

When including a quantity of Vox® Forums to be hard-wired on site, the electrician should allow for one J-Box per Forum on the underside of the top to complete site-wiring.

Voice and data cabling can also be consolidated by mounting a Data Hub (provided by others) to the underside of the table.

1. Access Base
2. Support Rail
3. Wire Management U-Clip
4. Surge Protector
5. Rail to Top Bracelet
6. Data Hub (supplied by others)
7. Vox® Forum



TERMS AND CONDITIONS OF SALE

PRICES

All prices are list prices, FOB our Toronto Factory- freight charges are extra. Packing and/ or crating is available, if required, upcharges apply.

Due to existing conditions in regard to cost of labor and materials, we reserve the right to change prices without notice.

TERMS

Net 30 days from date of invoice to accredited buyers. Two per cent (2%) interest charged monthly on overdue accounts. Deposit of 50% is required with order. Terms will be established upon credit evaluation. Due to delays in processing references, first orders may be treated as C.B.D. orders.

ORDER CONFIRMATION

Orders are accepted upon issuance of our order confirmation and are subject to the terms set forth therein; notwithstanding any variance from the terms of the buyer's order form.

Nienkämper is not liable for any delay or failure to deliver caused by labor or transportation difficulties, accidents, acts of God, failure of sources of supply, or other causes beyond our control, and changes will affect the delivery date.

CHANGE OF ORDERS OR CANCELLATIONS

Changes or cancellations are subject to our ability to conform. A charge will be levied against canceled or changed orders based on costs already incurred by Nienkämper. All changes must be in writing and submitted on a revised purchase order. Changes will affect the delivery date.

STORAGE

If goods cannot be accepted when ready, we may transfer them to storage (which is to be deemed as delivery for invoice purposes). The customer accepts risks and will be charged at prevailing rates.

FREIGHT

All prices are list prices, FOB our Toronto Factory- freight charges are extra.

Packing and/or crating are available, if required, upcharges apply.

CLAIMS

All furniture is given to the carrier and signed for in good condition. It is the responsibility of the receiver to sign for the goods in the presence of the carrier and note the condition in which they are received. Freight claims should be filed with the carrier.

WARRANTY

There are no express or implied warranties, conditions and obligations of the manufacturer, whether statutory or otherwise that extend beyond the description on the face hereof. Our furniture is made to the highest standard and is warranted free from defects of material and workmanship for five years from the date of delivery. During the warranty period we will repair or replace such merchandise as shall prove to be defective, during normal usage in accordance with manufacturer's specifications. The manufacturer shall not be liable for defect wholly attributable to normal manufacturing process. Replacement or repair of the Product shall be the sole remedy of the Customer, and the manufacturer shall not be liable for any direct, indirect, incidental, or consequential loss or damage suffered by the Customer by reason of any defect in workmanship or manufacture of the Product or inability to use the Product. Moreover, this warranty does not cover accidental damage, abuse, alteration, ordinary wear and tear of Goods, negligence and misuse nor variations over which we have no control such as heat or humidity or damage to which the Goods are connected that is not attributable to the failure of the goods themselves. This warranty is null and void when the product is installed with hardware other than that supplied and/or when installed differently than recommended in the installation guide. Modification to the product or hardware may result in failure of the product and cause damage and/or injury.

WOOD FINISHES

Nienkämper offers a wide variety of standard light finishes on cherry, mahogany and figured anagre wood veneers, and a clear natural finish on figured anagre, figured sycamore, maple, bird's eye maple and curly maple.

Light finishes do not mask the grain and other characteristics of each wood species. It is important to understand that pieces of the same type of wood will not look identical when a light finish is used. The appearance of the finish will also depend on the natural color of the veneer. Cherry darkens over time as the wood ages. Pin knots and gum pockets are inherent traits.

Wood is a naturally variable raw material; its variances are not within the furniture manufacturer's control and are therefore not considered defects under this warranty.