

# nienkämper

## **VOX<sup>®</sup>**

### OUTLINE CREDENZA



**2026**

Prices shown are List Prices, FOB our Toronto  
Factory- freight charges are extra. Packing and/  
or crating is available, if required, upcharges apply.

## 

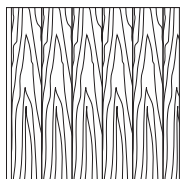
All wood surfaces are protected with a durable polyurethane clear lacquer with UV inhibitor. This finish is known for its exceptional durability, as well as abrasion, chemical, impact and scratch resistance. Standard sheen level is 45 degrees. Optional matte, 5, 10 and 35 degree sheen levels are available on request at no additional cost.

Wood Species	Order Code	Veneer/Stain	Upcharge
Maple	F-01	Natural Maple	No upcharge applies.
	F-02	Natural Curly Maple - Rotary Cut	Add 15%.
	F-03	Natural Bird's Eye Maple - Rotary Cut	Call Customer Service for pricing.
	F-04	Maple Stained Pear	No upcharge applies.
Cherry	F-05	Natural Cherry	No upcharge applies.
	F-06	Standard Cherry	No upcharge applies.
	F-07	Cherry Stained Amber	No upcharge applies.
	F-08	Cherry Stained Auburn	No upcharge applies.
	F-09	Cherry Stained Burgundy	No upcharge applies.
Mahogany	F-10	Light Mahogany	No upcharge applies.
	F-11	Medium Mahogany	No upcharge applies.
	F-12	Dark Mahogany	No upcharge applies.
	F-13	Red Mahogany	No upcharge applies.
Anagre	F-14	Natural Figured Anagre - Qtr. Cut Book-Match	Add 15%.
	F-15	Figured Anagre Stained Amber - Qtr. Cut Book-Match	Add 15%.
Sycamore	F-16	Natural Figured Sycamore - Qtr. Cut Book-Match	Add 15%.
Walnut	F-17	Burnt Walnut	No upcharge applies.
	F-19	Natural Walnut- Flat Cut Book-Match	No upcharge applies.
	F-19FM	Natural Walnut- Flat Cut Book-Match (matte sheen)	No upcharge applies.
	F-27F	Creamy Walnut- Flat Cut Book-Match (10° sheen)	No upcharge applies.
	F-27R	Creamy Walnut - Rift Cut Slip-Match (10° sheen)	Add 5%
	F-28	Tawny Walnut	No upcharge applies.
	F-31FM	Autumn Walnut- Flat Cut Book-Match (matte sheen)	No upcharge applies.
	F-31RM	Autumn Walnut - Rift Cut Slip-Match (matte sheen)	Add 5%
Oak	F-18F	Natural White Oak - Flat Cut Book-Match (10° sheen)	No upcharge applies.
	F-18R	Natural White Oak - Rift Cut Slip-Match (10° sheen)	Add 5%
	F-26	Charcoal Ash On Oak- Flat Cut Book- Match (10° sheen)	No upcharge applies.
	F-29F	Smoky Oak - Flat Cut Book-Match	No upcharge applies.
	F-29R	Smoky Oak - Rift Cut Slip-Match	Add 5%
	F-29FM	Smoky Oak - Flat Cut Book-Match (matte sheen)	No upcharge applies.
	F-29RM	Smoky Oak - Rift Cut Slip-Match (matte sheen)	Add 5%
	F-30FM	Whisper White Oak - Flat Cut Book-Match (matte sheen)	No upcharge applies.
	F-30RM	Whisper White Oak - Rift Cut Slip-Match (matte sheen)	Add 5%
	F-32FM	Cotton White Oak - Flat Cut Book-Match (matte sheen)	No upcharge applies.
	F-32RM	Cotton White Oak - Rift Cut Slip-Match (matte sheen)	Add 5%
Sapele – Ribbon Stripe	F-20	Natural Ribbon Strip Sapele - Qtr. Cut Slip-Match	No upcharge applies.
Moabi (Cherry substitute)	F-21	Natural Moabi - Quarter - Qtr. Cut Book-Match	No upcharge applies.
Cape Coast Walnut	F-22	Dark Cape Coast Walnut - Qtr. Cut Slip-Match	No upcharge applies.
	F-23	Natural Cape Coast Walnut - Qtr. Cut Slip-Match	No upcharge applies.
	F-23	Natural Cape Coast Walnut - Qtr. Cut Slip-Match	No upcharge applies.
Ash	F-25	Slate Gray Ash - Qtr. Cut Slip-Match	No upcharge applies.

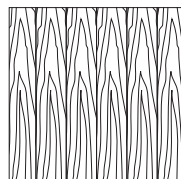
### 

Nienkämper products utilize the best quality veneers available, and, combined with Nienkämper's patented veneering systems, create work environments of incredible quality and beauty.


All veneer furniture comes standard with flat cut book-match veneer; flat cut slip-match veneer can also be specified. Quarter cut slip-match and quarter cut book-match veneers are available at a 5% upcharge. Figured Anagre and Figured Sycamore veneers are Quarter cut book-matched. Bird's Eye Maple and Curly Maple are rotary cut. Facet Edge, Taper edge, Flowform, Camber and Self edge tops with veneer are manufactured with a solid wood edge. All edges are then veneer wrapped to create a seamless profile top.




Standard V1  
Flat Cut Book-Match



Flat Cut Slip-Match V2



Quarter Cut Slip-Match V3  
Add 5%



Quarter Cut Book-Match V4  
Add 5%

## P-LAM

### Wood grain plastic laminate surfaces are available on table tops with Facet, Taper and Self edges.

These tops are manufactured with a solid wood edge that is applied prior to the laminate top surface. This method conceals the thickness of the wood edge, while providing the durability required. Wood edges are selected that most closely resemble both the species and the color of the laminate chosen

Nienkämper has pre-selected a number of standard wood grain plastic laminates that represent a cross section of both color and species. Simply include the order code with the model number to make these selections. Alternatively wood grain plastic laminates selected outside of Nienkämper's standard selection can be made by specifying the manufacturer as well as the description and model number of the laminate at the time of order.

Wood Grain Plastic Laminate Surfaces	Order Code	Manufacturer #	Finish
Hardrock Maple	WL2	Pionite WM791-SD	Textured/Suede
Monticello Maple	WL5	Wilsonart 7925-38	Fine Velvet Texture
Fusion Maple	WL13	Wilsonart 7909-60	Matte
New Age Oak	WL14	Wilsonart 7938-38	Fine Velvet Texture
Wild Cherry	WL18	Wilsonart 7054-60	Matte
River Cherry	WL19	Wilsonart 7937-38	Fine Velvet Texture
Montana Walnut	WL20	Wilsonart 7110T-78	Fine Grain
Skyline Walnut	WL26	Wilsonart 7964K-12	Soft Grain
Continental Walnut	WL-29	Wilsonart 8232K-05	Timbergrain
Neo Walnut	WL-30	Wilsonart 7991-38	Fine Velvet Texture
Walnut Heights	WL-31	Wilsonart 7965K-12	Soft Grain
Grayed Oak	WL-32	Formica 5791-PG	Pure Grain Texture
Millennium Oak	WL-33	Formica 5887-58	Matte
Aged Ash	WL-34	Formica 8844-WR	Woodbrush
Lowell Ash	WL-35	Wilsonart 7994-38	Fine Velvet Texture
Natural Ash	WL-36	Formica 8843-WR	Woodbrush
Norwegian Ash	WL-37	Wilsonart 8241-38	Fine Velvet Texture
Weathered Ash	WL-38	Formica 8842-WR	Woodbrush
Smoky Brown Pear	WL-39	Formica 5488-26	Oiled Wood
Studio Teak	WL-40	Wilsonart 7960K-18	Linearity
Fawn Cypress	WL-41	Wilsonart 8208K-16	Casual Rustic
Landmark Wood	WL-42	Wilsonart 7981K-12	Soft Grain
Natural Cerise	WL-43	Formica 8863-58	Matte
Natural Recon	WL-44	Wilsonart 7996-38	Fine Velvet Texture
Pecan Woodline	WL-45	Formica 5883-58	Matte

To specify the wood grain laminate required simply add the Order Code WL\_ to the model number of the product.

Samples and specific technical data is available from your local sales representative or by contacting Nienkämper's Customer Service department at **800.668.9318**.

## P-LAM

### COLORED P-LAM

Both Taper and Self edge profiles are available with a colored laminate top.

**Laminate edging on Taper tops.** Edging will match the top surface and is applied before the surface laminate. By applying the laminate in this way, the seam is positioned horizontally, which makes it much less conspicuous and more durable.


**Wood edging** on Self and Taper Edge tops are applied before the laminate. By applying the wood edge in this way, the wood edge thickness is concealed, while providing the durability required. Wood species and finishes for edging can be selected from page 8.

For laminates specified outside of Nienkämper's standard selection, specify the manufacturer as well as the description and model number of the laminate selected at the time of order. For Facet edge tops, the laminate must be a post-forming grade.

**Translucent edging** on Self and Taper edge tops is applied after the surface laminate. The translucent edge is very durable. Clear translucent edge provides a good match with most white-colored laminates, while a silver translucent edge provides a metallic look and contrast to colored plastic laminates.




P-Lam top & Self edge



P-Lam top & Translucent Self edge



Wood Grain P-Lam top & silver Translucent Self edge



P-Lam top & solid wood Facet edge

\*An unavoidable, thin dark line will be visible when specifying a matching p.lam edge. This is more pronounced with light colored laminates

Colored Plastic Laminates Surface	Order Code	Manufacturer #	Finish
Gray (Nienkämper - Light Gray/Putty)	CL-01	Wilsonart 1500-60	Matte
Platinum Gray (Nienkämper - Medium Gray/Clay)	CL-02	Nevamar S6023T	Textured
Slate Grey (Nienkämper - Dark Gray)	CL-03	Wilsonart D91-60	Matte
Black	CL-04	Wilsonart 1595-60	Matte
Angel White	CL-05	Pionite SW-826SD	Textured/ Suede
Frosty White	CL-06	Wilsonart 1573-60	Matte
White (for writable surface)	Contact customer service for details 800.668.9318		Gloss

Add the order code behind the edge profile when specifying.

## P-LAM

### FINGERPRINT RESISTANT P-LAM

Fingerprint Resistant Plastic Laminate is an innovative material created for interior design applications and is suitable for both vertical and horizontal interior applications on our Nienkämper furniture.

The external surface of Fingerprint Resistant Plastic Laminate involves the use of nanotechnology made possible by next generation acrylic resins.

The unique composition offers extraordinary features coupled with a unique user experience. These include an ultra matte surface (eliminating glare), an ultra sofa feel, an anti-fingerprint surface, thermal healing of micro-scratches, increased durability as well as anti-bacterial and mold-resistant properties.

**Edgeband** matching all Fingerprint Resistant Plastic Laminate colors is only available when specifying a Taper edge. For Self edge tops 1" and 1 1/4" thick, matching edgeband are only available in Black (RL-01) and White (RL-03). When a matching edgeband is not available, the specified surface laminate is used on the edge. **Contact Customer Service for more details 800.668-9318.**

There is a 20% upcharge on our standard plastic laminate table pricing for Fingerprint Resistant Plastic Laminate.

Colored "Fingerprint Resistant" Plastic Laminate Surface	Order Code	Finish
Black	RL-01	Matte
Gray	RL-02	Matte
White	RL-03	Matte
Sand	RL-04	Matte
Brown	RL-05	Matte
Clay	RL-06	Matte
Beige	RL-07	Matte
Ash	RL-08	Matte
Smoke	RL-09	Matte

Edgeband to Match with Colored "Fingerprint Resistant" Plastic Laminate	Thickness	Order Code
Black	3/4", 1", 1-1/4"	RE-01
Gray	3/4"	RE-02
White	3/4", 1", 1-1/4"	RE-03
Sand	3/4"	RE-04
Brown	3/4"	RE-05
Clay	3/4"	RE-06
Beige	3/4"	RE-07
Ash	3/4"	RE-08
Smoke	3/4"	RE-09

# ALUMINUM/PAINT FINISHES - VOX®

---

## ALUMINUM FINISHES

Anodized Aluminum Finishes	Order Code
Silver	AL-01
Champagne	AL-02
Light Bronze	AL-03
Bronze	AL-04
Black	AL-06

Simply specify the finish of choice when placing your order. Note upcharges may apply for non-standard finishes. Anodized aluminum and paint finish samples are available from your local sales representative or by calling Nienkämper's Customer Service department, at **800.668.9318**.

## PAINT FINISHES

Some Vox® components are painted.

Paint finishes are generally used when anodizing is not an option, (i.e. castings). While color matching is close, it is impossible to match exactly the qualities of anodizing with paint finishes.

Standard Paint	Order Code
Silver	SP-01
Champagne	SP-02
Light Bronze	SP-03
Angel White	SP-04
Frosty White	SP-05
Black	SP-06

Metallic Paint	Order Code
Silver Metallic	MP-01
Champagne Metallic	MP-02
Light Bronze Metallic	MP-03

Powder Coat Paint	Order Code
Nienkämper Silver	PC-01
Champagne	PC-02
Light Bronze	PC-03
Standard Bronze	PC-04
Black Jack	PC-06
Warm White	PC-07
Red	PC-09
Cool White	PC-12
Pure Orange	PC-14
Lime	PC-16
Sky Blue	PC-17
Cobalt Blue	PC-18
Charcoal Gray (Matte)	PC-22
Matte Red Clay	PC-24
Cream	PC-25
Mulberry	PC-26
Forest Green (Matte)	PC-27
Mustard (Matte)	PC-28





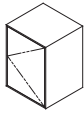
# VOX® OUTLINE CREDENZAS



Self Edge



## 1 DOOR CASE



Model Number	Finish	L"	D"	H"	List Price	Product Description
<b>58006/2</b>	<b>Wood</b>	<b>26 7/8"</b>	<b>20"</b>	<b>29"</b>	<b>3,650</b>	
58006/5	Laminate	26 7/8"	20"	29"	3,455	
<b>58005/2</b>	<b>Wood</b>	<b>26 7/8"</b>	<b>20"</b>	<b>34 1/4"</b>	<b>3,835</b>	
58005/5	Laminate	26 7/8"	20"	34 1/4"	3,635	
<b>58004/2</b>	<b>Wood</b>	<b>26 7/8"</b>	<b>20"</b>	<b>37"</b>	<b>4,025</b>	
58004/5	Laminate	26 7/8"	20"	37"	3,820	
<b>58003/2</b>	<b>Wood</b>	<b>26 7/8"</b>	<b>25 1/8"</b>	<b>29"</b>	<b>4,140</b>	
58003/5	Laminate	26 7/8"	25 1/8"	29"	3,920	
<b>58002/2</b>	<b>Wood</b>	<b>26 7/8"</b>	<b>25 1/8"</b>	<b>34 1/4"</b>	<b>4,355</b>	
58002/5	Laminate	26 7/8"	25 1/8"	34 1/4"	4,130	
<b>58001/2</b>	<b>Wood</b>	<b>26 7/8"</b>	<b>25 1/8"</b>	<b>37"</b>	<b>4,580</b>	
58001/5	Laminate	26 7/8"	25 1/8"	37"	4,340	

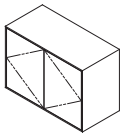
Outline Credenzas are offered in 2 depths (20" & 25 1/8") and 3 heights (29", 34 1/4" & 37").

Standard finishes are specified by model# +  
 "W" = Wood door  
 "P" = Laminate  
 "PW" = Wood perimeter band  
 "PL" = Laminate Perimeter Band

Perimeter Band has thickness of 5/8"

Perimeter Band in 2 pieces at 103 3/4" length

## 2 DOOR CREDENZA



<b>58012/2</b>	<b>Wood</b>	<b>52 3/8"</b>	<b>20"</b>	<b>29"</b>	<b>4,815</b>	
58012/5	Laminate	52 3/8"	20"	29"	4,575	
<b>58011/2</b>	<b>Wood</b>	<b>52 3/8"</b>	<b>20"</b>	<b>34 1/4"</b>	<b>5,065</b>	
58011/5	Laminate	52 3/8"	20"	34 1/4"	4,810	
<b>58010/2</b>	<b>Wood</b>	<b>52 3/8"</b>	<b>20"</b>	<b>37"</b>	<b>5,320</b>	
58010/5	Laminate	52 3/8"	20"	37"	5,050	
<b>58009/2</b>	<b>Wood</b>	<b>52 3/8"</b>	<b>25 1/8"</b>	<b>29"</b>	<b>5,470</b>	
58009/5	Laminate	52 3/8"	25 1/8"	29"	5,200	
<b>58008/2</b>	<b>Wood</b>	<b>52 3/8"</b>	<b>25 1/8"</b>	<b>34 1/4"</b>	<b>5,755</b>	
58008/5	Laminate	52 3/8"	25 1/8"	34 1/4"	5,470	
<b>58007/2</b>	<b>Wood</b>	<b>52 3/8"</b>	<b>25 1/8"</b>	<b>37"</b>	<b>5,935</b>	
58007/5	Laminate	52 3/8"	25 1/8"	37"	5,745	



Doored cabinets come standard with 1" thick 3 position adjustable shelf.

Touch catches are standard for all doors

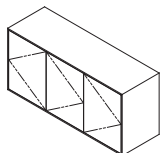
20" Deep credenzas are not compatible with most equipment and fridges.

Finished back to be specified at time of order

Locks available upon special request contact customer service for upcharge

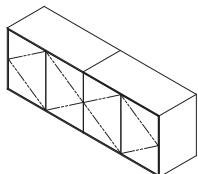
For credenzas with Fingerprint Resistant P-Lam or if engineered stone tops are required, please contact customer service for further information and quotation at **800.668.9318**.

## 3 DOOR CREDENZA



<b>58018/2</b>	<b>Wood</b>	<b>77 7/8"</b>	<b>20"</b>	<b>29"</b>	<b>6,750</b>	
58018/5	Laminate	77 7/8"	20"	29"	6,420	
<b>58017/2</b>	<b>Wood</b>	<b>77 7/8"</b>	<b>20"</b>	<b>34 1/4"</b>	<b>7,095</b>	
58017/5	Laminate	77 7/8"	20"	34 1/4"	6,755	
<b>58016/2</b>	<b>Wood</b>	<b>77 7/8"</b>	<b>20"</b>	<b>37"</b>	<b>7,450</b>	
58016/5	Laminate	77 7/8"	20"	37"	7,090	
<b>58015/2</b>	<b>Wood</b>	<b>77 7/8"</b>	<b>25 1/8"</b>	<b>29"</b>	<b>7,660</b>	
58015/5	Laminate	77 7/8"	25 1/8"	29"	6,890	
<b>58014/2</b>	<b>Wood</b>	<b>77 7/8"</b>	<b>25 1/8"</b>	<b>34 1/4"</b>	<b>8,065</b>	
58014/5	Laminate	77 7/8"	25 1/8"	34 1/4"	7,245	
<b>58013/2</b>	<b>Wood</b>	<b>77 7/8"</b>	<b>25 1/8"</b>	<b>37"</b>	<b>8,470</b>	
58013/5	Laminate	77 7/8"	25 1/8"	37"	7,610	

## 4 DOOR CREDENZA



<b>58024/2</b>	<b>Wood</b>	<b>103 3/4"</b>	<b>20"</b>	<b>29"</b>	<b>7,930</b>	
58024/5	Laminate	103 3/4"	20"	29"	7,530	
<b>58023/2</b>	<b>Wood</b>	<b>103 3/4"</b>	<b>20"</b>	<b>34 1/4"</b>	<b>8,340</b>	
58023/5	Laminate	103 3/4"	20"	34 1/4"	7,930	
<b>58022/2</b>	<b>Wood</b>	<b>103 3/4"</b>	<b>20"</b>	<b>37"</b>	<b>8,765</b>	
58022/5	Laminate	103 3/4"	20"	37"	8,330	
<b>58021/2</b>	<b>Wood</b>	<b>103 3/4"</b>	<b>25 1/8"</b>	<b>29"</b>	<b>9,000</b>	
58021/5	Laminate	103 3/4"	25 1/8"	29"	8,315	
<b>58020/2</b>	<b>Wood</b>	<b>103 3/4"</b>	<b>25 1/8"</b>	<b>34 1/4"</b>	<b>9,475</b>	
58020/5	Laminate	103 3/4"	25 1/8"	34 1/4"	8,750	
<b>58019/2</b>	<b>Wood</b>	<b>103 3/4"</b>	<b>25 1/8"</b>	<b>37"</b>	<b>9,950</b>	
58019/5	Laminate	103 3/4"	25 1/8"	37"	9,190	



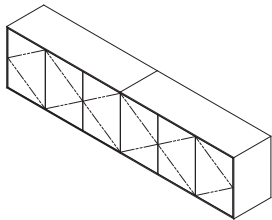
# VOX® OUTLINE CREDENZAS



Self Edge



## 6 DOOR CREDENZA



Model Number	Finish	L"	D"	H"	List Price
<b>58030/2</b>	<b>Wood</b>	<b>154<math>\frac{3}{8}</math></b>	<b>20</b>	<b>29</b>	<b>11,050</b>
58030/5	Laminate	154 $\frac{3}{8}$	20	29	10,500
<b>58029/2</b>	<b>Wood</b>	<b>154<math>\frac{3}{8}</math></b>	<b>20</b>	<b>34<math>\frac{1}{4}</math></b>	<b>11,620</b>
58029/5	Laminate	154 $\frac{3}{8}$	20	34 $\frac{1}{4}$	11,055
<b>58028/2</b>	<b>Wood</b>	<b>154<math>\frac{3}{8}</math></b>	<b>20</b>	<b>37</b>	<b>12,200</b>
58028/5	Laminate	154 $\frac{3}{8}$	20	37	11,610
<b>58027/2</b>	<b>Wood</b>	<b>154<math>\frac{3}{8}</math></b>	<b>25<math>\frac{1}{8}</math></b>	<b>29</b>	<b>13,390</b>
58027/5	Laminate	154 $\frac{3}{8}$	25 $\frac{1}{8}$	29	12,735
<b>58026/2</b>	<b>Wood</b>	<b>154<math>\frac{3}{8}</math></b>	<b>25<math>\frac{1}{8}</math></b>	<b>34<math>\frac{1}{4}</math></b>	<b>14,095</b>
58026/5	Laminate	154 $\frac{3}{8}$	25 $\frac{1}{8}$	34 $\frac{1}{4}$	13,400
<b>58025/2</b>	<b>Wood</b>	<b>154<math>\frac{3}{8}</math></b>	<b>25<math>\frac{1}{8}</math></b>	<b>37</b>	<b>14,800</b>
58025/5	Laminate	154 $\frac{3}{8}$	25 $\frac{1}{8}$	37	14,065

Outline Credenzas are offered in 2 depths (20" & 25 $\frac{1}{8}$ ") and 3 heights (29", 34 $\frac{1}{4}$ " & 37").

All drawers include bottom mounted soft close slides

Aluminum J-Pulls are standard with drawers. black finish typical but other powder coat finishes available upon request, contact

customer service for details **800.668.9318**

## SINGLE CASE WITH 3 BOX DRAWERS



<b>58033/2</b>	<b>Wood</b>	<b>26<math>\frac{7}{8}</math></b>	<b>25<math>\frac{1}{8}</math></b>	<b>29</b>	<b>5,165</b>
58033/5	Paint	26 $\frac{7}{8}$	25 $\frac{1}{8}$	29	4,795
<b>58032/2</b>	<b>Wood</b>	<b>26<math>\frac{7}{8}</math></b>	<b>25<math>\frac{1}{8}</math></b>	<b>34<math>\frac{1}{4}</math></b>	<b>5,435</b>
58032/5	Paint	26 $\frac{7}{8}$	25 $\frac{1}{8}$	34 $\frac{1}{4}$	5,050
<b>58031/2</b>	<b>Wood</b>	<b>26<math>\frac{7}{8}</math></b>	<b>25<math>\frac{1}{8}</math></b>	<b>37</b>	<b>5,710</b>
58031/5	Paint	26 $\frac{7}{8}$	25 $\frac{1}{8}$	37	5,310



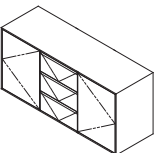
## SINGLE CASE WITH 2 FILE DRAWERS



<b>58036/2</b>	<b>Wood</b>	<b>26<math>\frac{7}{8}</math></b>	<b>25<math>\frac{1}{8}</math></b>	<b>29</b>	<b>4,765</b>
58036/5	Laminate	26 $\frac{7}{8}$	25 $\frac{1}{8}$	29	4,410
<b>58035/2</b>	<b>Wood</b>	<b>26<math>\frac{7}{8}</math></b>	<b>25<math>\frac{1}{8}</math></b>	<b>34<math>\frac{1}{4}</math></b>	<b>5,005</b>
58035/5	Laminate	26 $\frac{7}{8}$	25 $\frac{1}{8}$	34 $\frac{1}{4}$	4,655
<b>58034/2</b>	<b>Wood</b>	<b>26<math>\frac{7}{8}</math></b>	<b>25<math>\frac{1}{8}</math></b>	<b>37</b>	<b>5,260</b>
58034/5	Laminate	26 $\frac{7}{8}$	25 $\frac{1}{8}$	37	4,890



## 2 DOOR, 3 BOX DRAWER CREDENZA



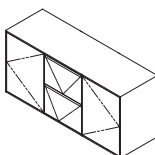
<b>58042/2</b>	<b>Wood</b>	<b>77<math>\frac{1}{8}</math></b>	<b>20</b>	<b>29</b>	<b>9,975</b>
58042/5	Laminate	77 $\frac{1}{8}$	20	29	9,360
<b>58041/2</b>	<b>Wood</b>	<b>77<math>\frac{1}{8}</math></b>	<b>20</b>	<b>34<math>\frac{1}{4}</math></b>	<b>10,490</b>
58041/5	Laminate	77 $\frac{1}{8}$	20	34 $\frac{1}{4}$	9,855
<b>58040/2</b>	<b>Wood</b>	<b>77<math>\frac{1}{8}</math></b>	<b>20</b>	<b>37</b>	<b>11,015</b>
58040/5	Laminate	77 $\frac{1}{8}$	20	37	10,350
<b>58039/2</b>	<b>Wood</b>	<b>77<math>\frac{1}{8}</math></b>	<b>25<math>\frac{1}{8}</math></b>	<b>29</b>	<b>10,625</b>
58039/5	Laminate	77 $\frac{1}{8}$	25 $\frac{1}{8}$	29	9,990
<b>58038/2</b>	<b>Wood</b>	<b>77<math>\frac{1}{8}</math></b>	<b>25<math>\frac{1}{8}</math></b>	<b>34<math>\frac{1}{4}</math></b>	<b>11,180</b>
58038/5	Laminate	77 $\frac{1}{8}$	25 $\frac{1}{8}$	34 $\frac{1}{4}$	10,510
<b>58037/2</b>	<b>Wood</b>	<b>77<math>\frac{1}{8}</math></b>	<b>25<math>\frac{1}{8}</math></b>	<b>37</b>	<b>11,740</b>
58037/5	Laminate	77 $\frac{1}{8}$	25 $\frac{1}{8}$	37	11,045

For credenzas with waste/ recycling pull out drawer located at end a black powder coated recessed pull is standard. Other colors available upon special request.

Box Drawers interior dimensions are 22 $\frac{1}{2}$ "W x 15 $\frac{1}{16}$ "D x 6"D

File Drawers interior dimensions are 22 $\frac{1}{2}$ "W x 15 $\frac{1}{16}$ "D x 8 $\frac{3}{4}$ "D

## 2 DOOR, 2 FILE DRAWER CREDENZA



<b>58048/2</b>	<b>Wood</b>	<b>77<math>\frac{1}{8}</math></b>	<b>20</b>	<b>29</b>	<b>9,565</b>
58048/5	Laminate	77 $\frac{1}{8}$	20	29	8,980
<b>58047/2</b>	<b>Wood</b>	<b>77<math>\frac{1}{8}</math></b>	<b>20</b>	<b>34<math>\frac{1}{4}</math></b>	<b>10,055</b>
58047/5	Laminate	77 $\frac{1}{8}$	20	34 $\frac{1}{4}$	9,445
<b>58046/2</b>	<b>Wood</b>	<b>77<math>\frac{1}{8}</math></b>	<b>20</b>	<b>37</b>	<b>10,565</b>
58046/5	Laminate	77 $\frac{1}{8}$	20	37	9,925
<b>58045/2</b>	<b>Wood</b>	<b>77<math>\frac{1}{8}</math></b>	<b>25<math>\frac{1}{8}</math></b>	<b>29</b>	<b>10,215</b>
58045/5	Laminate	77 $\frac{1}{8}$	25 $\frac{1}{8}$	29	9,605
<b>58044/2</b>	<b>Wood</b>	<b>77<math>\frac{1}{8}</math></b>	<b>25<math>\frac{1}{8}</math></b>	<b>34<math>\frac{1}{4}</math></b>	<b>10,745</b>
58044/5	Laminate	77 $\frac{1}{8}$	25 $\frac{1}{8}$	34 $\frac{1}{4}$	10,110
<b>58043/2</b>	<b>Wood</b>	<b>77<math>\frac{1}{8}</math></b>	<b>25<math>\frac{1}{8}</math></b>	<b>37</b>	<b>11,290</b>
58043/5	Laminate	77 $\frac{1}{8}$	25 $\frac{1}{8}$	37	10,620

File drawers include pre-installed profiles that accept standard file folder hangers

Drawers are only available in single width cases.

**20" Deep credenzas are not compatible with most equipment and fridges.**

Finished back to be specified at time of order

Locks available upon special request contact customer service for upcharge

For credenzas with Fingerprint Resistant P-Lam or if engineered stone tops are required, please contact customer service for further information and quotation at **800.668.9318**.

# VOX® OUTLINE CREDENZAS

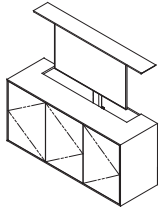


Self Edge



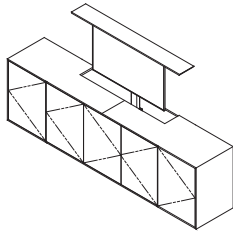
Model Number	Finish	L"	D"	H"	List Price
--------------	--------	----	----	----	------------

## 3 DOOR CREDENZA WITH TV LIFT



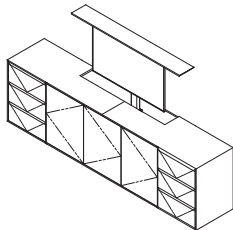
<b>58054/2</b>	<b>For 50" TV</b>	<b>Wood</b>	<b>77 7/8"</b>	<b>20"</b>	<b>29"</b>	<b>15,735</b>
58054/5		Laminate	77 7/8"	20"	29"	15,415
<b>58053/2</b>	<b>For 55" TV</b>	<b>Wood</b>	<b>77 7/8"</b>	<b>20"</b>	<b>34 1/4"</b>	<b>16,865</b>
58053/5		Laminate	77 7/8"	20"	34 1/4"	16,525
<b>58052/2</b>	<b>For 65" TV</b>	<b>Wood</b>	<b>77 7/8"</b>	<b>20"</b>	<b>37"</b>	<b>17,230</b>
58052/5		Laminate	77 7/8"	20"	37"	16,860
<b>58051/2</b>	<b>For 50" TV</b>	<b>Wood</b>	<b>77 7/8"</b>	<b>25 1/8"</b>	<b>29"</b>	<b>16,660</b>
58051/5		Laminate	77 7/8"	25 1/8"	29"	15,895
<b>58050/2</b>	<b>For 55" TV</b>	<b>Wood</b>	<b>77 7/8"</b>	<b>25 1/8"</b>	<b>34 1/4"</b>	<b>17,840</b>
58050/5		Laminate	77 7/8"	25 1/8"	34 1/4"	17,025
<b>58049/2</b>	<b>For 65" TV</b>	<b>Wood</b>	<b>77 7/8"</b>	<b>25 1/8"</b>	<b>37"</b>	<b>18,245</b>
58049/5		Laminate	77 7/8"	25 1/8"	37"	17,390

## 5 DOOR CREDENZA WITH TV LIFT



<b>58060/2</b>	<b>For 50" TV</b>	<b>Wood</b>	<b>128 7/8"</b>	<b>20"</b>	<b>29"</b>	<b>18,540</b>
58060/5		Laminate	128 7/8"	20"	29"	18,010
<b>58059/2</b>	<b>For 55" TV</b>	<b>Wood</b>	<b>128 7/8"</b>	<b>20"</b>	<b>34 1/4"</b>	<b>19,815</b>
58059/5		Laminate	128 7/8"	20"	34 1/4"	19,260
<b>58058/2</b>	<b>For 65" TV</b>	<b>Wood</b>	<b>128 7/8"</b>	<b>20"</b>	<b>37"</b>	<b>20,320</b>
58058/5		Laminate	128 7/8"	20"	37"	19,730
<b>58057/2</b>	<b>For 50" TV</b>	<b>Wood</b>	<b>128 7/8"</b>	<b>25 1/8"</b>	<b>29"</b>	<b>19,890</b>
58057/5		Laminate	128 7/8"	25 1/8"	29"	19,285
<b>58056/2</b>	<b>For 55" TV</b>	<b>Wood</b>	<b>128 7/8"</b>	<b>25 1/8"</b>	<b>34 1/4"</b>	<b>21,170</b>
58056/5		Laminate	128 7/8"	25 1/8"	34 1/4"	20,600
<b>58055/2</b>	<b>For 65" TV</b>	<b>Wood</b>	<b>128 7/8"</b>	<b>25 1/8"</b>	<b>37"</b>	<b>21,755</b>
58055/5		Laminate	128 7/8"	25 1/8"	37"	21,145

## 3 DOOR / 6 BOX DRAWER CREDENZA WITH TV LIFT



<b>58066/2</b>	<b>For 50" TV</b>	<b>Wood</b>	<b>128 7/8"</b>	<b>20"</b>	<b>29"</b>	<b>26,055</b>
58066/5		Laminate	128 7/8"	20"	29"	24,985
<b>58065/2</b>	<b>For 55" TV</b>	<b>Wood</b>	<b>128 7/8"</b>	<b>20"</b>	<b>34 1/4"</b>	<b>27,720</b>
58065/5		Laminate	128 7/8"	20"	34 1/4"	26,610
<b>58064/2</b>	<b>For 65" TV</b>	<b>Wood</b>	<b>128 7/8"</b>	<b>20"</b>	<b>37"</b>	<b>28,625</b>
58064/5		Laminate	128 7/8"	20"	37"	27,455
<b>58063/2</b>	<b>For 50" TV</b>	<b>Wood</b>	<b>128 7/8"</b>	<b>25 1/8"</b>	<b>29"</b>	<b>26,970</b>
58063/5		Laminate	128 7/8"	25 1/8"	29"	25,455
<b>58062/2</b>	<b>For 55" TV</b>	<b>Wood</b>	<b>128 7/8"</b>	<b>25 1/8"</b>	<b>34 1/4"</b>	<b>28,660</b>
58062/5		Laminate	128 7/8"	25 1/8"	34 1/4"	26,325
<b>58061/2</b>	<b>For 65" TV</b>	<b>Wood</b>	<b>128 7/8"</b>	<b>25 1/8"</b>	<b>37"</b>	<b>29,650</b>
58061/5		Laminate	128 7/8"	25 1/8"	37"	27,980

### Standard Features:

#### All TV units are pre-configured to include:

- 3 door width with touch catches
- Shallow front storage with adjustable shelves
- Two 3" diameter pass through grommets to provide wire access from storage area to TV bay.
- Premium electric TV lift with RF remote control
- Bracket to mount TV (**no additional mounting brackets required**)
- All drawers include bottom mounted soft close slides
- All drawers include extruded aluminum profile "J" pull
- Box Drawer interior dimensions are 22 1/2" W x 15 1/8" D x 6" D
- Locks are available by special request

#### TV sizing by Credenza Height:

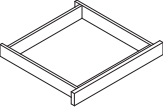
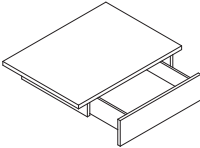
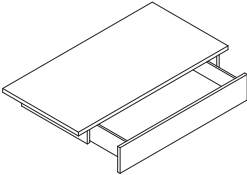
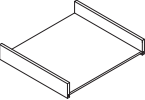
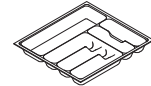
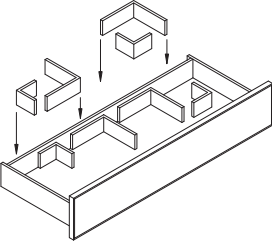
- 29" tall credenza 50" TV (Maximum size 25 1/2" x 44" x 2 1/8" / Maximum weight 100 lbs.)
- 34 1/4" tall credenza 55" TV (Maximum size 27 7/8" x 48 3/8" x 2 1/2" / Maximum weight 100 lbs.)
- 37" tall credenza 65" TV (Maximum size 32 5/8" x 57" x 2 1/2" / Maximum weight 100 lbs.)

#### Safety Features:

- Anti-pinch lid
- Integrated anti-collision lift sensors



VOX® CREDENZA INTERIOR OPTIONS

	Model Number	L" x	D" x	H"	List Price	Product Description
<u>SINGLE PEDESTAL FIXED DRAWER</u>						
	28707	21	20 3⁄16	3 1⁄2	795	<ul style="list-style-type: none"><li>• Drawer assembly attaches to case top</li><li>• Fits into 1-ped &amp; 2-ped openings (two can fit into a 2-ped opening)</li><li>• Drawer interior is black melamine</li><li>• Face veneered and finished to match credenza</li><li>• Interior dimensions: 17 1⁄8"W x 16 1⁄16"D x 2 1⁄4"H</li><li>• Accommodates cutlery tray model (#28705)</li></ul>
<u>SINGLE PEDESTAL ADJUSTABLE SHELF WITH DRAWER</u>						
	23422	21 1⁄16	23 1⁄16	7 15⁄16	975	<ul style="list-style-type: none"><li>• Height-adjustable shelf with box drawer fits inside 1-ped opening</li><li>• Equipped with self-closing slides</li><li>• Drawer interior is black melamine</li><li>• Drawer face and shelf are veneered and finished to match credenza</li><li>• Interior dimensions: 15 1⁄8"W x 16"D x 4"H</li></ul>
<u>DOUBLE PEDESTAL ADJUSTABLE SHELF WITH DRAWER</u>						
	23423	45 9⁄16	23 1⁄16	7 15⁄16	1,290	<ul style="list-style-type: none"><li>• Height-adjustable shelf with box drawer fits inside 2-ped opening</li><li>• Equipped with self-closing slides</li><li>• Drawer interior is black melamine</li><li>• Drawer face and shelf are veneered and finished to match credenza</li><li>• Interior dimensions: 34 1⁄4"W x 16"D x 4"H</li></ul>
<u>CUTLERY TRAY SURROUND</u>						
	28706	18 1⁄4	16	3	270	<ul style="list-style-type: none"><li>• Fits into single ped fixed drawer (#28707), and single / double adjustable shelf drawer (#23422, #23423)</li><li>• Surround is veneer and finished to match credenza</li><li>• Accommodates cutlery tray - model #28705</li></ul>
<u>CUTLERY TRAY</u>						
	28705	17 1⁄4	16	2 1⁄8	190	<ul style="list-style-type: none"><li>• Plastic tray has 6 compartments (5 small, 1 large)</li><li>• Silver in color</li><li>• Fits into single adjustable shelf with drawer (#28707), and surround (28706)</li></ul>
<u>DOUBLE PEDESTAL BOX DRAWER DIVIDERS</u>						
4 LARGE & 4 SMALL INCLUDED						
	28709	4 1⁄4	4 1⁄4	3	770	<ul style="list-style-type: none"><li>• "L"-shaped dividers for interior of 2-ped box drawer</li><li>• Used to organize drawer space</li><li>• Bottom of divider has hook-side velcro, and attaches to tempo fabric drawer liner (included)</li><li>• Rift-cut veneer and finished to match credenza</li></ul>



**Model # 28707**

**Single Pedestal Fixed Drawer**

Shown with optional cutlery tray model #28705

- Fits into single pedestal opening



**Model # 23423**


**Double Pedestal Adjustable Shelf with Drawer**

- Positions are pre-drilled for all 2 pedestal wide openings

**Model # 23422**

**Single Pedestal Adjustable Shelf with Drawer**

- Same features as model #23423 but fits into single pedestal opening



**Model # 28709**

**Double Pedestal Box Drawer Dividers**






- This accessory allows large drawer interiors to be divided and re-arranged as required
- Velcro fabric drawer bottom included

# VOX® CREDENZA INTERIOR OPTIONS

## REFRIDGERATORS

Vox credenzas reflect Nienkämper's commitment to producing well-made furniture that functions superbly. The optional interiors have been designed to enhance the basic design. The refrigerator selected is traditionally used in hospitality applications.

Most refrigerators cannot be accommodated in 20" deep credenzas.

	Model Number	L" x	D" x	H"	List Price	Product Description
<u>REFRIDGERATOR</u>						
	23449	18	20 ½	20 ½	1,915	<b>Model # 23449</b> <ul style="list-style-type: none"> <li>All necessary cutouts, ventilation, elevated black base and grommets are provided</li> <li>Refrigerator door opens separately from credenza door</li> <li>Field reversible door hinge</li> <li>1.8 cu.ft. (51 litre) refrigeration capacity</li> <li>Removable shelves and in door storage</li> <li>See compatibility chart for position / credenza details on pg 328</li> </ul>
<u>PREMIUM REFRIDGERATOR U-LINE 29R</u>						
	23452	20 ¾	23	28 ½	6,355	<b>Model # 23452</b> <ul style="list-style-type: none"> <li>All necessary cutouts, ventilation and mounting hardware for the refrigerator is provided</li> <li>The refrigerator door is finished in stainless steel and Case is matte black</li> <li>Refrigerator door opens separately from credenza door</li> <li>Refrigerator door is hinged on the same side as credenza door</li> <li>3.5 cu. ft. refrigeration capacity</li> <li>Adjustable tempered glass shelves</li> <li>Adjustable temperature controls</li> <li>Case and frame are matte black</li> <li>See compatibility chart for position / credenza details pg 328</li> </ul>
	<b>23459</b>				<b>630</b>	
	Model # 23459 is Interior Only (for client's own refrigerator including ventilation slot & grommet at the back)					
<u>MINI REFRIDGERATOR</u>						
	23520	13 ¾	17 ¼	19 ¼	1,570	<b>Model # 23520</b> <ul style="list-style-type: none"> <li>Refrigerator door opens separately from credenza door</li> <li>Field reversible door hinge</li> <li>0.85cu.ft. (24 liter) capacity</li> <li>Adjustable wire shelf</li> <li>LED lighting and key lock</li> <li>See compatibility chart for position / credenza details pg 328</li> </ul>
<u>SINGLE DRAWER REFRIDGERATOR</u>						
	23521	21 ½	22 ¼	17 ¾	5,240	<b>Model # 23521 &amp; 23522</b> <ul style="list-style-type: none"> <li>Refrigerator drawer is mounted to wood face and opens with credenza drawer</li> <li>LED lighting</li> <li>Digital thermostat</li> <li>1.6cu.ft. (45 liter) capacity</li> <li>See compatibility chart for position / credenza details pg 328</li> </ul>
	<b>23522</b>	<b>23 ½</b>	<b>22 ¾</b>	<b>17 ¾</b>	<b>5,920</b>	
<u>DOUBLE DRAWER REFRIDGERATOR</u>						
	23524	17 ¾	23 ¼	31 ½	6,745	<b>Model # 23524 &amp; 23525</b> <ul style="list-style-type: none"> <li>Refrigerator drawer is mounted to wood face and opens with credenza drawer</li> <li>LED lighting</li> <li>Digital thermostat</li> <li>3.4cu.ft. (96 liter) capacity</li> <li>3.7cu.ft. (105 liter) capacity</li> <li>See compatibility chart for position / credenza details pg 328</li> </ul>
	<b>23525</b>	<b>23 ¾</b>	<b>22 ¾</b>	<b>32</b>	<b>7,605</b>	



# VOX® CREDENZA INTERIOR OPTIONS

## Refrigerator Compatibility

				2 DRAWER		1 DRAWER		1 DOOR	1 DOOR	1 DOOR
										
NIENKAMPER MDL#				23524 17.75" w X 22.75" X 23.25" h	23525 23.375" w X 22.75" X 32" h	23521 21.5" w X 22.25" d x 17.75" h	23522 23.5" w X 22.25" d X 17.75" h	23520 13.75" w X 17.25" d X 19.25" h	23452 20.938" w x 23.375" d X 28.438" h	23449 17.813" w X 20.063" X 20.375" h
VOX CREDENZA	STYLE	DEPTH	HEIGHT							
	1 PED CASE	25.375"	34.25"	<input type="checkbox"/>	<input type="checkbox"/>	<input checked="" type="checkbox"/>	<input type="checkbox"/>	<input checked="" type="checkbox"/>	<input checked="" type="checkbox"/>	<input checked="" type="checkbox"/>
		20"	34.25"	<input type="checkbox"/>	<input type="checkbox"/>	<input checked="" type="checkbox"/>	<input type="checkbox"/>	<input checked="" type="checkbox"/>	<input type="checkbox"/>	<input type="checkbox"/>
	2 PED CASE	25.375"	34.25"	<input type="checkbox"/>	<input type="checkbox"/>	<input checked="" type="checkbox"/>	<input type="checkbox"/>	<input checked="" type="checkbox"/>	<input checked="" type="checkbox"/>	<input checked="" type="checkbox"/>
		20"	34.25"	<input type="checkbox"/>	<input type="checkbox"/>	<input checked="" type="checkbox"/>	<input type="checkbox"/>	<input checked="" type="checkbox"/>	<input type="checkbox"/>	<input type="checkbox"/>
	3 PED CASE	25.375"	34.25"	<input type="checkbox"/>	<input type="checkbox"/>	<input checked="" type="checkbox"/>	<input type="checkbox"/>	<input checked="" type="checkbox"/>	<input checked="" type="checkbox"/>	<input checked="" type="checkbox"/>
		20"	34.25"	<input type="checkbox"/>	<input type="checkbox"/>	<input type="checkbox"/>	<input type="checkbox"/>	<input checked="" type="checkbox"/>	<input type="checkbox"/>	<input type="checkbox"/>
VOX ON LEGS										
	1 PED CASE	25.25"	34.25"	<input type="checkbox"/>	<input type="checkbox"/>	<input checked="" type="checkbox"/>	<input type="checkbox"/>	<input checked="" type="checkbox"/>	<input type="checkbox"/>	<input checked="" type="checkbox"/>
		29"		<input type="checkbox"/>	<input type="checkbox"/>	<input checked="" type="checkbox"/>	<input type="checkbox"/>	<input checked="" type="checkbox"/>	<input type="checkbox"/>	<input checked="" type="checkbox"/>
		19.75"		<input type="checkbox"/>	<input type="checkbox"/>	<input type="checkbox"/>	<input type="checkbox"/>	<input type="checkbox"/>	<input type="checkbox"/>	<input type="checkbox"/>
		19.75"	34.25"	<input type="checkbox"/>	<input type="checkbox"/>	<input type="checkbox"/>	<input type="checkbox"/>	<input checked="" type="checkbox"/>	<input type="checkbox"/>	<input type="checkbox"/>
		29"		<input type="checkbox"/>	<input type="checkbox"/>	<input type="checkbox"/>	<input type="checkbox"/>	<input checked="" type="checkbox"/>	<input type="checkbox"/>	<input type="checkbox"/>
		19.75"		<input type="checkbox"/>	<input type="checkbox"/>	<input type="checkbox"/>	<input type="checkbox"/>	<input type="checkbox"/>	<input type="checkbox"/>	<input type="checkbox"/>
	2 PED CASE	25.25"	34.25"	<input type="checkbox"/>	<input type="checkbox"/>	<input checked="" type="checkbox"/>	<input type="checkbox"/>	<input checked="" type="checkbox"/>	<input type="checkbox"/>	<input checked="" type="checkbox"/>
		29"		<input type="checkbox"/>	<input type="checkbox"/>	<input checked="" type="checkbox"/>	<input type="checkbox"/>	<input checked="" type="checkbox"/>	<input type="checkbox"/>	<input checked="" type="checkbox"/>
		19.75"		<input type="checkbox"/>	<input type="checkbox"/>	<input type="checkbox"/>	<input type="checkbox"/>	<input type="checkbox"/>	<input type="checkbox"/>	<input type="checkbox"/>
		19.75"	34.25"	<input type="checkbox"/>	<input type="checkbox"/>	<input type="checkbox"/>	<input type="checkbox"/>	<input checked="" type="checkbox"/>	<input type="checkbox"/>	<input type="checkbox"/>
		29"		<input type="checkbox"/>	<input type="checkbox"/>	<input type="checkbox"/>	<input type="checkbox"/>	<input checked="" type="checkbox"/>	<input type="checkbox"/>	<input type="checkbox"/>
		19.75"		<input type="checkbox"/>	<input type="checkbox"/>	<input type="checkbox"/>	<input type="checkbox"/>	<input type="checkbox"/>	<input type="checkbox"/>	<input type="checkbox"/>
SIMPLE CREDENZA										
	1 PED CASE	25.125"	34.25"	<input checked="" type="checkbox"/>	<input type="checkbox"/>	<input checked="" type="checkbox"/>	<input type="checkbox"/>	<input checked="" type="checkbox"/>	<input checked="" type="checkbox"/>	<input checked="" type="checkbox"/>
		29"		<input type="checkbox"/>	<input type="checkbox"/>	<input checked="" type="checkbox"/>	<input type="checkbox"/>	<input checked="" type="checkbox"/>	<input type="checkbox"/>	<input checked="" type="checkbox"/>
		20"	34.25"	<input type="checkbox"/>	<input type="checkbox"/>	<input type="checkbox"/>	<input type="checkbox"/>	<input checked="" type="checkbox"/>	<input type="checkbox"/>	<input type="checkbox"/>
		29"		<input type="checkbox"/>	<input type="checkbox"/>	<input type="checkbox"/>	<input type="checkbox"/>	<input checked="" type="checkbox"/>	<input type="checkbox"/>	<input type="checkbox"/>
	2 PED CASE	25.125"	34.25"	<input checked="" type="checkbox"/>	<input type="checkbox"/>	<input checked="" type="checkbox"/>	<input type="checkbox"/>	<input checked="" type="checkbox"/>	<input checked="" type="checkbox"/>	<input checked="" type="checkbox"/>
		29"		<input type="checkbox"/>	<input type="checkbox"/>	<input checked="" type="checkbox"/>	<input type="checkbox"/>	<input checked="" type="checkbox"/>	<input type="checkbox"/>	<input checked="" type="checkbox"/>
		20"	34.25"	<input type="checkbox"/>	<input type="checkbox"/>	<input type="checkbox"/>	<input type="checkbox"/>	<input checked="" type="checkbox"/>	<input type="checkbox"/>	<input type="checkbox"/>
		29"		<input type="checkbox"/>	<input type="checkbox"/>	<input type="checkbox"/>	<input type="checkbox"/>	<input checked="" type="checkbox"/>	<input type="checkbox"/>	<input type="checkbox"/>
SIMPLE CREDENZA WITH TV LIFT										
	1 PED CASE	25.125"	34.25"	<input checked="" type="checkbox"/>	<input type="checkbox"/>	<input checked="" type="checkbox"/>	<input type="checkbox"/>	<input checked="" type="checkbox"/>	<input checked="" type="checkbox"/>	<input checked="" type="checkbox"/>
		29"		<input type="checkbox"/>	<input type="checkbox"/>	<input checked="" type="checkbox"/>	<input type="checkbox"/>	<input checked="" type="checkbox"/>	<input type="checkbox"/>	<input checked="" type="checkbox"/>
		20"	34.25"	<input type="checkbox"/>	<input type="checkbox"/>	<input type="checkbox"/>	<input type="checkbox"/>	<input checked="" type="checkbox"/>	<input type="checkbox"/>	<input type="checkbox"/>
		29"		<input type="checkbox"/>	<input type="checkbox"/>	<input type="checkbox"/>	<input type="checkbox"/>	<input checked="" type="checkbox"/>	<input type="checkbox"/>	<input type="checkbox"/>
	2 PED CASE	25.125"	34.25"	<input checked="" type="checkbox"/>	<input type="checkbox"/>	<input checked="" type="checkbox"/>	<input type="checkbox"/>	<input checked="" type="checkbox"/>	<input checked="" type="checkbox"/>	<input checked="" type="checkbox"/>
		29"		<input type="checkbox"/>	<input type="checkbox"/>	<input checked="" type="checkbox"/>	<input type="checkbox"/>	<input checked="" type="checkbox"/>	<input type="checkbox"/>	<input checked="" type="checkbox"/>
		20"	34.25"	<input type="checkbox"/>	<input type="checkbox"/>	<input type="checkbox"/>	<input type="checkbox"/>	<input checked="" type="checkbox"/>	<input type="checkbox"/>	<input type="checkbox"/>
		29"		<input type="checkbox"/>	<input type="checkbox"/>	<input type="checkbox"/>	<input type="checkbox"/>	<input checked="" type="checkbox"/>	<input type="checkbox"/>	<input type="checkbox"/>
VOX OUTLINE CREDENZA										
	1 PED CASE	25.125"	37"	<input checked="" type="checkbox"/>	<input checked="" type="checkbox"/>	<input checked="" type="checkbox"/>	<input checked="" type="checkbox"/>	<input checked="" type="checkbox"/>	<input checked="" type="checkbox"/>	<input checked="" type="checkbox"/>
		34.25"		<input type="checkbox"/>	<input type="checkbox"/>	<input checked="" type="checkbox"/>	<input checked="" type="checkbox"/>	<input checked="" type="checkbox"/>	<input checked="" type="checkbox"/>	<input checked="" type="checkbox"/>
		29"		<input type="checkbox"/>	<input type="checkbox"/>	<input checked="" type="checkbox"/>	<input checked="" type="checkbox"/>	<input checked="" type="checkbox"/>	<input type="checkbox"/>	<input checked="" type="checkbox"/>
		20"	37"	<input type="checkbox"/>	<input type="checkbox"/>	<input type="checkbox"/>	<input type="checkbox"/>	<input checked="" type="checkbox"/>	<input type="checkbox"/>	<input type="checkbox"/>
		34.25"		<input type="checkbox"/>	<input type="checkbox"/>	<input type="checkbox"/>	<input type="checkbox"/>	<input checked="" type="checkbox"/>	<input type="checkbox"/>	<input type="checkbox"/>
		29"		<input type="checkbox"/>	<input type="checkbox"/>	<input type="checkbox"/>	<input type="checkbox"/>	<input checked="" type="checkbox"/>	<input type="checkbox"/>	<input type="checkbox"/>
	2 PED CASE	25.125"	37"	<input checked="" type="checkbox"/>	<input checked="" type="checkbox"/>	<input checked="" type="checkbox"/>	<input checked="" type="checkbox"/>	<input checked="" type="checkbox"/>	<input checked="" type="checkbox"/>	<input checked="" type="checkbox"/>
		34.25"		<input type="checkbox"/>	<input type="checkbox"/>	<input checked="" type="checkbox"/>	<input checked="" type="checkbox"/>	<input checked="" type="checkbox"/>	<input checked="" type="checkbox"/>	<input checked="" type="checkbox"/>
		29"		<input type="checkbox"/>	<input type="checkbox"/>	<input checked="" type="checkbox"/>	<input checked="" type="checkbox"/>	<input checked="" type="checkbox"/>	<input type="checkbox"/>	<input checked="" type="checkbox"/>
		20"	37"	<input type="checkbox"/>	<input type="checkbox"/>	<input type="checkbox"/>	<input type="checkbox"/>	<input checked="" type="checkbox"/>	<input type="checkbox"/>	<input type="checkbox"/>
		34.25"		<input type="checkbox"/>	<input type="checkbox"/>	<input type="checkbox"/>	<input type="checkbox"/>	<input checked="" type="checkbox"/>	<input type="checkbox"/>	<input type="checkbox"/>
		29"		<input type="checkbox"/>	<input type="checkbox"/>	<input type="checkbox"/>	<input type="checkbox"/>	<input checked="" type="checkbox"/>	<input type="checkbox"/>	<input type="checkbox"/>
LINEAR CREDENZA										
	GLUED UP SINGLE CASE	25.125"	34.25"	<input type="checkbox"/>	<input type="checkbox"/>	<input type="checkbox"/>	<input type="checkbox"/>	<input checked="" type="checkbox"/>	<input type="checkbox"/>	<input checked="" type="checkbox"/>
		20"	34.25"	<input type="checkbox"/>	<input type="checkbox"/>	<input type="checkbox"/>	<input type="checkbox"/>	<input checked="" type="checkbox"/>	<input type="checkbox"/>	<input type="checkbox"/>
		25.125"	29"	<input type="checkbox"/>	<input type="checkbox"/>	<input type="checkbox"/>	<input type="checkbox"/>	<input checked="" type="checkbox"/>	<input type="checkbox"/>	<input checked="" type="checkbox"/>
		20"	29"	<input type="checkbox"/>	<input type="checkbox"/>	<input type="checkbox"/>	<input type="checkbox"/>	<input checked="" type="checkbox"/>	<input type="checkbox"/>	<input type="checkbox"/>
LCS CREDENZA										
	GLUED UP SINGLE CASE	24"	34"	<input type="checkbox"/>	<input type="checkbox"/>	<input type="checkbox"/>	<input type="checkbox"/>	<input checked="" type="checkbox"/>	<input type="checkbox"/>	<input type="checkbox"/>
		29"		<input type="checkbox"/>	<input type="checkbox"/>	<input type="checkbox"/>	<input type="checkbox"/>	<input type="checkbox"/>	<input type="checkbox"/>	<input type="checkbox"/>
		18"	34"	<input type="checkbox"/>	<input type="checkbox"/>	<input type="checkbox"/>	<input type="checkbox"/>	<input type="checkbox"/>	<input type="checkbox"/>	<input type="checkbox"/>
		29"		<input type="checkbox"/>	<input type="checkbox"/>	<input type="checkbox"/>	<input type="checkbox"/>	<input type="checkbox"/>	<input type="checkbox"/>	<input type="checkbox"/>

\* denotes only compatible with units larger than 2 doors wide, position limited to outer cases only

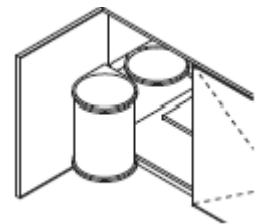
\* denotes limited positions (interior ped only)

# VOX® CREDENZA INTERIOR OPTIONS

## WASTE RECEPTICLES

Vox credenzas reflect Nienkämper’s commitment to producing well-made furniture that functions superbly. The waste receptacle options below have been designed/selected to accommodate most boardroom and office waste and recycling requirements.

Model Number	L" x	D" x	H"	List Price	Product Description
<u>WASTE RECEPTACLE / FIXED SHELF</u>					
23454	14	12	16	1,215	<ul style="list-style-type: none"><li>• The waste receptacle is mounted on the inside gable and opens with the credenza door</li><li>• The waste receptacle can be specified behind any credenza door</li><li>• A short fixed shelf is provided in the remaining area</li><li>• The waste receptacle is housed in a stainless steel canister</li><li>• Overall capacity is 20 liters or 5¼ gallons</li></ul>

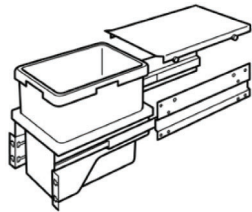
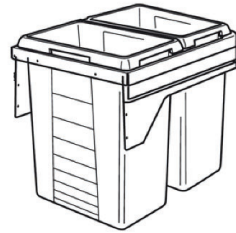
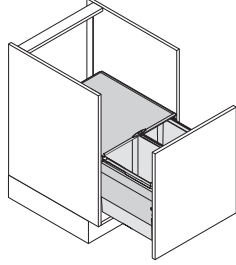


Model # 23454 Waste Bin with Shelf



# VOX® CREDENZA INTERIOR OPTIONS

## WASTE RECEPTICLES

	Model Number	L" x	D" x	H"	List Price	Product Description
SINGLE PULL OUT WASTE BIN						
	23515	10 ½	16	17 ½	1,800	<ul style="list-style-type: none"><li>1 - 30 litre (8 gallons) bin</li><li>Plastic bin in gray, lid and bin holder in steel with silver gray epoxy-coated</li><li>Soft closing mechanism</li><li>Mounted to the inside of door and side gables of a single pedestal</li><li><b>Pull must be specified for the credenza</b></li><li>List price included the upcharge for modification of casing and pull out door</li><li>Single Pull Out Waste Bin can be installed inside credenza of 20"D or 25½"D with 29"H or 34¼" or 34½"H credenzas</li></ul>
DOUBLE PULL OUT WASTE & RECYCLE BIN - FRONT TO BACK						
	23516	16 ½	20 ¾	21 ½	1,930	<ul style="list-style-type: none"><li>2-38 litre (10 gallons) bins</li><li>2 plastic bins in gray, lid and bin holder in steel with silver gray epoxy-coated</li><li>Soft closing mechanism</li><li>Mounted to the inside of door and side gables of a single pedestal</li><li><b>Pull must be specified for the credenza</b></li><li>List price included the upcharge for modification of casing and pull out door</li><li>Double Pull Out Waste &amp; Recycle Bin - Front to Back can only be installed inside 25½"D credenza with 34¼" or 34½"H</li></ul>
DOUBLE PULL OUT WASTE & RECYCLE BIN - SIDE BY SIDE						
	23517	16 ¼	18 ¼	18 ½	2,135	<ul style="list-style-type: none"><li>2-21 litre (5.5 gallons) bin</li><li>2 plastic bins in gray, lid and bin holder with double powder-coated metal cover with protective enamel</li><li>Soft closing mechanism</li><li>Mounted to the inside of door and side gables of a single pedestal</li><li><b>Pull must be specified for the credenza</b></li><li>List price included the upcharge for modification of casing and pull out door</li><li>Double Pull Out Waste &amp; Recycle Bin - Side by Side can only be installed inside credenza of 25½"D with 29"H or 34¼" or 34½"H</li></ul>



Model # 23515



Model # 23516



Model # 23517

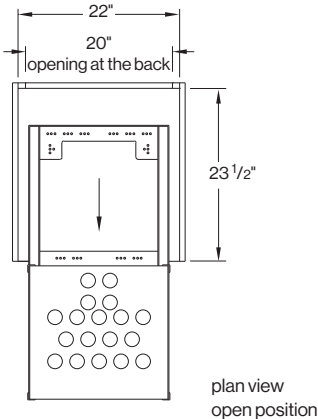
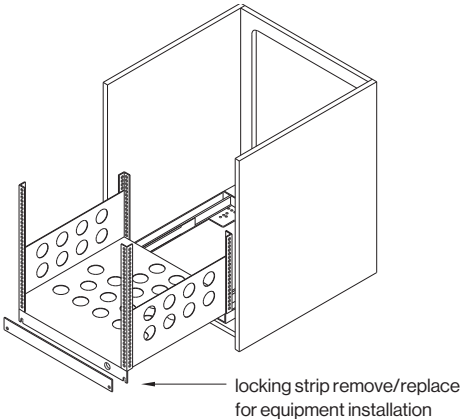
VOX® INTERIOR OPTIONS FOR ALL CRENZENZA STYLES



EQUIPMENT STORAGE

Vox® credenzas reflect Nienkämper’s commitment to producing well-made furniture that functions superbly. Optional interiors have been designed to enhance the basic design. Audio/Visual racking has been integrated directly into Vox® credenzas providing optimum storage capacity for electronic equipment.

	Model Number	L" x D" x H"	List Price	Product Description
EQUIPMENT STORAGE - SLIDING RAIL SYSTEM	23458	19 x 19" x 22 ¾"	2,615	<ul style="list-style-type: none"><li>• Takes the space of a single pedestal interior</li><li>• Used for rack-mounted electronic components 19" wide up to a height of "12U"</li></ul>
		Rack Dimension		
EQUIPMENT STORAGE - ROTATING SLIDING RAIL SYSTEM	23447	19 x 19 x 24	2,970	<ul style="list-style-type: none"><li>• Steel construction on ball bearing slides</li><li>• Pulls out easily for equipment servicing</li><li>• Optional pull out and swivel version</li></ul>
		Rack Dimension		
	23448	Interior Only (Rack supplied by others)	545	<ul style="list-style-type: none"><li>• Opening at the back of the credenza is provided for wire access and ventilation</li><li>• Locking strip permanently locks rack in the closed position</li><li>• Overall capacity is 150 lbs.</li><li>• Black finish</li><li>• Fits credenzas 34 1/4" high</li></ul>



**Note: equipment not for use in 20" deep credenza or cart**



**Model # 23458**  
In closed position/locking strip in place.



**Model # 23458**  
In open position for servicing/locking strip removed.

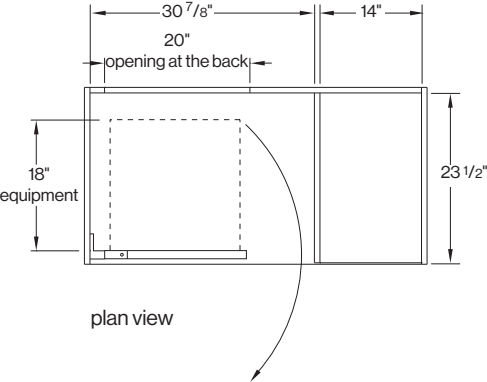
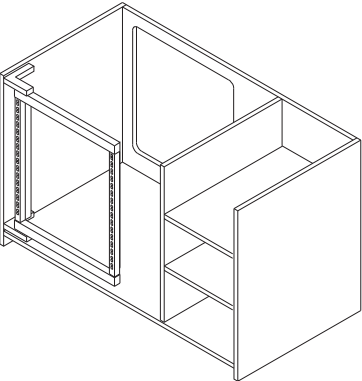
# VOX® INTERIOR OPTIONS FOR 25<sup>3</sup>/<sub>8</sub>" DEEP CREDENZA STYLES



## EQUIPMENT STORAGE

Vox® credenzas reflect Nienkämper’s commitment to producing well-made furniture that functions superbly. Optional interiors have been designed to enhance the basic design. Audio/ Visual racking has been integrated directly into Vox® credenzas providing optimum storage capacity for electronic equipment.


Model Number	L" x D" x H"	List Price	Product Description
<b>EQUIPMENT STORAGE - ROTATING SWING FRAME</b>			
55026	21 ¾" x 4 ½" x 25 ½"	2,365	<ul style="list-style-type: none"><li>• Takes the space of 2 pedestal interiors in any credenza size (with two 14" wide fixed shelves on right)</li><li>• Used for rack-mounted electronic components 19" wide up to a height of "12U"</li><li>• Steel construction with pivoting hinge</li><li>• Easily rotates out of the cabinet for equipment access</li><li>• May be locked in position with locking bolt.</li><li>• Opening at the back of the credenza for additional wire access and ventilation</li><li>• Overall capacity is 150 Lbs.</li><li>• Complete with equipment mounting hardware</li><li>• Beige finish</li><li>• Fits credenzas 34 ¼" high</li></ul>
Rack Dimension			
55032	Interior Only (No rack supplied)	545	



**Note: equipment not for use in 20" deep credenza or cart**



Model # 55026  
Rotating Swing Frame shown inside a Vox credenza.



Model # 55026  
Rotating Swing Frame pivoting out to allow access to the back of the equipment.

# TERMS AND CONDITIONS OF SALE

---

## PRICES

All prices are list prices, FOB our Toronto Factory- freight charges are extra. Packing and/ or crating is available, if required, upcharges apply.

Due to existing conditions in regard to cost of labor and materials, we reserve the right to change prices without notice.

## TERMS

Net 30 days from date of invoice to accredited buyers. Two per cent (2%) interest charged monthly on overdue accounts. Deposit of 50% is required with order. Terms will be established upon credit evaluation. Due to delays in processing references, first orders may be treated as C.B.D. orders.

## ORDER CONFIRMATION

Orders are accepted upon issuance of our order confirmation and are subject to the terms set forth therein; notwithstanding any variance from the terms of the buyer's order form.

Nienkämper is not liable for any delay or failure to deliver caused by labor or transportation difficulties, accidents, acts of God, failure of sources of supply, or other causes beyond our control, and changes will affect the delivery date.

## CHANGE OF ORDERS OR CANCELLATIONS

Changes or cancellations are subject to our ability to conform. A charge will be levied against canceled or changed orders based on costs already incurred by Nienkämper. All changes must be in writing and submitted on a revised purchase order. Changes will affect the delivery date.

## STORAGE

If goods cannot be accepted when ready, we may transfer them to storage (which is to be deemed as delivery for invoice purposes). The customer accepts risks and will be charged at prevailing rates.

## FREIGHT

All prices are list prices, FOB our Toronto Factory- freight charges are extra.

Packing and/or crating are available, if required, upcharges apply.

## CLAIMS

All furniture is given to the carrier and signed for in good condition. It is the responsibility of the receiver to sign for the goods in the presence of the carrier and note the condition in which they are received. Freight claims should be filed with the carrier.

## WARRANTY

There are no express or implied warranties, conditions and obligations of the manufacturer, whether statutory or otherwise that extend beyond the description on the face hereof. Our furniture is made to the highest standard and is warranted free from defects of material and workmanship for five years from the date of delivery. During the warranty period we will repair or replace such merchandise as shall prove to be defective, during normal usage in accordance with manufacturer's specifications. The manufacturer shall not be liable for defect wholly attributable to normal manufacturing process. Replacement or repair of the Product shall be the sole remedy of the Customer, and the manufacturer shall not be liable for any direct, indirect, incidental, or consequential loss or damage suffered by the Customer by reason of any defect in workmanship or manufacture of the Product or inability to use the Product. Moreover, this warranty does not cover accidental damage, abuse, alteration, ordinary wear and tear of Goods, negligence and misuse nor variations over which we have no control such as heat or humidity or damage to which the Goods are connected that is not attributable to the failure of the goods themselves. This warranty is null and void when the product is installed with hardware other than that supplied and/or when installed differently than recommended in the installation guide. Modification to the product or hardware may result in failure of the product and cause damage and/or injury.

## WOOD FINISHES

Nienkämper offers a wide variety of standard light finishes on cherry, mahogany and figured anagre wood veneers, and a clear natural finish on figured anagre, figured sycamore, maple, bird's eye maple and curly maple.

Light finishes do not mask the grain and other characteristics of each wood species. It is important to understand that pieces of the same type of wood will not look identical when a light finish is used. The appearance of the finish will also depend on the natural color of the veneer. Cherry darkens over time as the wood ages. Pin knots and gum pockets are inherent traits.

Wood is a naturally variable raw material; its variances are not within the furniture manufacturer's control and are therefore not considered defects under this warranty.