

nienkämpfer

MEETING TABLES

ENSEMBLE COLLECTION



2026

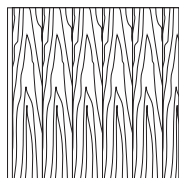
Prices shown are List Prices, FOB our Toronto
Factory- freight charges are extra. Packing and/
or crating is available, if required, upcharges apply.

All wood surfaces are protected with a durable polyurethane clear lacquer with UV inhibitor. This finish is known for its exceptional durability, as well as abrasion, chemical, impact and scratch resistance. Standard sheen level is 45 degrees. Optional matte, 5, 10 and 35 degree sheen levels are available on request at no additional cost.

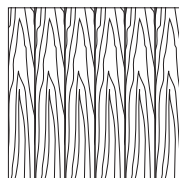
Wood Species	Order Code	Veneer/Stain	Upcharge
Maple	F-01	Natural Maple	No upcharge applies.
	F-02	Natural Curly Maple - Rotary Cut	Add 15%.
	F-03	Natural Bird's Eye Maple - Rotary Cut	Call Customer Service for pricing.
	F-04	Maple Stained Pear	No upcharge applies.
Cherry	F-05	Natural Cherry	No upcharge applies.
	F-06	Standard Cherry	No upcharge applies.
	F-07	Cherry Stained Amber	No upcharge applies.
	F-08	Cherry Stained Auburn	No upcharge applies.
	F-09	Cherry Stained Burgundy	No upcharge applies.
Mahogany	F-10	Light Mahogany	No upcharge applies.
	F-11	Medium Mahogany	No upcharge applies.
	F-12	Dark Mahogany	No upcharge applies.
	F-13	Red Mahogany	No upcharge applies.
Anagré	F-14	Natural Figured Anagré - Qtr. Cut Book-Match	Add 15%.
	F-15	Figured Anagré Stained Amber - Qtr. Cut Book-Match	Add 15%.
Sycamore	F-16	Natural Figured Sycamore - Qtr. Cut Book-Match	Add 15%.
Walnut	F-17	Burnt Walnut	No upcharge applies.
	F-19	Natural Walnut- Flat Cut Book-Match	No upcharge applies.
	F-19FM	Natural Walnut- Flat Cut Book-Match (matte sheen)	No upcharge applies.
	F-27F	Creamy Walnut- Flat Cut Book-Match (10° sheen)	No upcharge applies.
	F-27R	Creamy Walnut - Rift Cut Slip-Match (10° sheen)	Add 5%
	F-28	Tawny Walnut	No upcharge applies.
	F-31FM	Autumn Walnut- Flat Cut Book-Match (matte sheen)	No upcharge applies.
	F-31RM	Autumn Walnut - Rift Cut Slip-Match (matte sheen)	Add 5%
Oak	F-18F	Natural White Oak - Flat Cut Book-Match (10° sheen)	No upcharge applies.
	F-18R	Natural White Oak - Rift Cut Slip-Match (10° sheen)	Add 5%
	F-26	Charcoal Ash On Oak- Flat Cut Book- Match (10° sheen)	No upcharge applies.
	F-29F	Smoky Oak - Flat Cut Book-Match	No upcharge applies.
	F-29R	Smoky Oak - Rift Cut Slip-Match	Add 5%
	F-29FM	Smoky Oak - Flat Cut Book-Match (matte sheen)	No upcharge applies.
	F-29RM	Smoky Oak - Rift Cut Slip-Match (matte sheen)	Add 5%
	F-30FM	Whisper White Oak - Flat Cut Book-Match (matte sheen)	No upcharge applies.
	F-30RM	Whisper White Oak - Rift Cut Slip-Match (matte sheen)	Add 5%
	F-32FM	Cotton White Oak - Flat Cut Book-Match (matte sheen)	No upcharge applies.
	F-32RM	Cotton White Oak - Rift Cut Slip-Match (matte sheen)	Add 5%
Sapele – Ribbon Stripe	F-20	Natural Ribbon Strip Sapele - Qtr. Cut Slip-Match	No upcharge applies.
Moabi (Cherry substitute)	F-21	Natural Moabi - Quarter - Qtr. Cut Book-Match	No upcharge applies.
Cape Coast Walnut	F-22	Dark Cape Coast Walnut - Qtr. Cut Slip-Match	No upcharge applies.
	F-23	Natural Cape Coast Walnut - Qtr. Cut Slip-Match	No upcharge applies.
	F-23	Natural Cape Coast Walnut - Qtr. Cut Slip-Match	No upcharge applies.
Ash	F-25	Slate Gray Ash - Qtr. Cut Slip-Match	No upcharge applies.

Nienkämper products utilize the best quality veneers available, and, combined with Nienkämper's patented veneering systems, create work environments of incredible quality and beauty.


All veneer furniture comes standard with flat cut book-match veneer; flat cut slip-match veneer can also be specified. Quarter cut slip-match and quarter cut book-match veneers are available at a 5% upcharge. Figured Anagré and Figured Sycamore veneers are Quarter cut book-matched. Bird's Eye Maple and Curly Maple are rotary cut. Facet Edge, Taper edge, Flowform, Camber and Self edge tops with veneer are manufactured with a solid wood edge. All edges are then veneer wrapped to create a seamless profile top.




Standard V1
Flat Cut Book-Match



Flat Cut Slip-Match V2



Quarter Cut Slip-Match V3
Add 5%



Quarter Cut Book-Match V4
Add 5%

P-LAM

Wood grain plastic laminate surfaces are available on table tops with Facet, Taper and Self edges.

These tops are manufactured with a solid wood edge that is applied prior to the laminate top surface. This method conceals the thickness of the wood edge, while providing the durability required. Wood edges are selected that most closely resemble both the species and the color of the laminate chosen

Nienkämper has pre-selected a number of standard wood grain plastic laminates that represent a cross section of both color and species. Simply include the order code with the model number to make these selections. Alternatively wood grain plastic laminates selected outside of Nienkämper's standard selection can be made by specifying the manufacturer as well as the description and model number of the laminate at the time of order.

Wood Grain Plastic Laminate Surfaces	Order Code	Manufacturer #	Finish
Hardrock Maple	WL2	Pionite WM791-SD	Textured/Suede
Monticello Maple	WL5	Wilsonart 7925-38	Fine Velvet Texture
Fusion Maple	WL13	Wilsonart 7909-60	Matte
New Age Oak	WL14	Wilsonart 7938-38	Fine Velvet Texture
Wild Cherry	WL18	Wilsonart 7054-60	Matte
River Cherry	WL19	Wilsonart 7937-38	Fine Velvet Texture
Montana Walnut	WL20	Wilsonart 7110T-78	Fine Grain
Skyline Walnut	WL26	Wilsonart 7964K-12	Soft Grain
Continental Walnut	WL-29	Wilsonart 8232K-05	Timbergrain
Neo Walnut	WL-30	Wilsonart 7991-38	Fine Velvet Texture
Walnut Heights	WL-31	Wilsonart 7965K-12	Soft Grain
Grayed Oak	WL-32	Formica 5791-PG	Pure Grain Texture
Millennium Oak	WL-33	Formica 5887-58	Matte
Aged Ash	WL-34	Formica 8844-WR	Woodbrush
Lowell Ash	WL-35	Wilsonart 7994-38	Fine Velvet Texture
Natural Ash	WL-36	Formica 8843-WR	Woodbrush
Norwegian Ash	WL-37	Wilsonart 8241-38	Fine Velvet Texture
Weathered Ash	WL-38	Formica 8842-WR	Woodbrush
Smoky Brown Pear	WL-39	Formica 5488-26	Oiled Wood
Studio Teak	WL-40	Wilsonart 7960K-18	Linearity
Fawn Cypress	WL-41	Wilsonart 8208K-16	Casual Rustic
Landmark Wood	WL-42	Wilsonart 7981K-12	Soft Grain
Natural Cerise	WL-43	Formica 8863-58	Matte
Natural Recon	WL-44	Wilsonart 7996-38	Fine Velvet Texture
Pecan Woodline	WL-45	Formica 5883-58	Matte

To specify the wood grain laminate required simply add the Order Code WL_ to the model number of the product.

Samples and specific technical data is available from your local sales representative or by contacting Nienkämper's Customer Service department at **800.668.9318**.

P-LAM

COLORED P-LAM


Both Taper and Self edge profiles are available with a colored laminate top.

Laminate edging on Taper tops. Edging will match the top surface and is applied before the surface laminate. By applying the laminate in this way, the seam is positioned horizontally, which makes it much less conspicuous and more durable.

Wood edging on Self and Taper Edge tops are applied before the laminate. By applying the wood edge in this way, the wood edge thickness is concealed, while providing the durability required. Wood species and finishes for edging can be selected from page 8.


For laminates specified outside of Nienkämper’s standard selection, specify the manufacturer as well as the description and model number of the laminate selected at the time of order. For Facet edge tops, the laminate must be a post-forming grade.

Translucent edging on Self and Taper edge tops is applied after the surface laminate. The translucent edge is very durable. Clear translucent edge provides a good match with most white-colored laminates, while a silver translucent edge provides a metallic look and contrast to colored plastic laminates.



P-Lam top & Self edge


*An unavoidable, thin dark line will be visible when specifying a matching p.lam edge. This is more pronounced with light colored laminates



P-Lam top & Translucent Self edge



Wood Grain P-Lam top & silver Translucent Self edge



P-Lam top & solid wood Facet edge

Colored Plastic Laminates Surface	Order Code	Manufacturer #	Finish
Gray (Nienkämper - Light Gray/Putty)	CL-01	Wilsonart 1500-60	Matte
Platinum Gray (Nienkämper - Medium Gray/Clay)	CL-02	Nevamar S6023T	Textured
Slate Grey (Nienkämper - Dark Gray)	CL-03	Wilsonart D91-60	Matte
Black	CL-04	Wilsonart 1595-60	Matte
Angel White	CL-05	Pionite SW-826SD	Textured/ Suede
Frosty White	CL-06	Wilsonart 1573-60	Matte
White (for writable surface)	Contact customer service for details 800.668.9318		Gloss

Add the order code behind the edge profile when specifying.

P-LAM

FINGERPRINT RESISTANT P-LAM

Fingerprint Resistant Plastic Laminate is an innovative material created for interior design applications and is suitable for both vertical and horizontal interior applications on our Nienkämper furniture.

The external surface of Fingerprint Resistant Plastic Laminate involves the use of nanotechnology made possible by next generation acrylic resins.

The unique composition offers extraordinary features coupled with a unique user experience. These include an ultra matte surface (eliminating glare), an ultra sofa feel, an anti-fingerprint surface, thermal healing of micro-scratches, increased durability as well as anti-bacterial and mold-resistant properties.

Edgeband matching all Fingerprint Resistant Plastic Laminate colors is only available when specifying a Taper edge. For Self edge tops 1" and 1 1/4" thick, matching edgeband are only available in Black (RL-01) and White (RL-03). When a matching edgeband is not available, the specified surface laminate is used on the edge. **Contact Customer Service for more details 800.668-9318.**

There is a 20% upcharge on our standard plastic laminate table pricing for Fingerprint Resistant Plastic Laminate.

Colored "Fingerprint Resistant" Plastic Laminate Surface	Order Code	Finish
Black	RL-01	Matte
Gray	RL-02	Matte
White	RL-03	Matte
Sand	RL-04	Matte
Brown	RL-05	Matte
Clay	RL-06	Matte
Beige	RL-07	Matte
Ash	RL-08	Matte
Smoke	RL-09	Matte

Edgeband to Match with Colored "Fingerprint Resistant" Plastic Laminate	Thickness	Order Code
Black	3/4", 1", 1-1/4"	RE-01
Gray	3/4"	RE-02
White	3/4", 1", 1-1/4"	RE-03
Sand	3/4"	RE-04
Brown	3/4"	RE-05
Clay	3/4"	RE-06
Beige	3/4"	RE-07
Ash	3/4"	RE-08
Smoke	3/4"	RE-09

POWDER COAT FINISHES

Powder coat paint is a premium finish used for its exceptional durability and refined appearance. Applied as a dry powder and cured under heat, it forms a tough, uniform surface that resists chipping, scratching, and fading—ideal for commercial environments. Nienkämper offers a curated palette of 18 color variations to suit any project.




PC-01 Nienkämper Silver




PC-02 Champagne




PC-03 Light Bronze



PC-04 Standard (Dark) Bronze



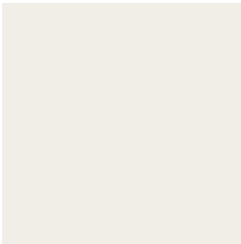
PC-06 Black Jack



PC-07 Warm White



PC-09 Red




PC-12 Cool White



PC-14 Pure Orange




PC-16 Lime



PC-17 Sky Blue



PC-18 Cobalt Blue




PC-22 Charcoal Gray (Matte)




PC-24 Matte Red Clay




PC-25 Cream



PC-26 Mulberry (Matte)



PC-27 Forest Green (Matte)



PC-28 Mustard (Matte)

EDGE DETAILS - CONFERENCE TABLES

Conference tables with tops that are 1¼" thick offer eight edge profiles to choose from.
To specify an edge profile, add the corresponding code after the table model number:

Facet Edge: add "FC"

Taper Edge: add "TE"

Flowform Edge: add "FF"

Reverse Bevel Edge: add "RB"

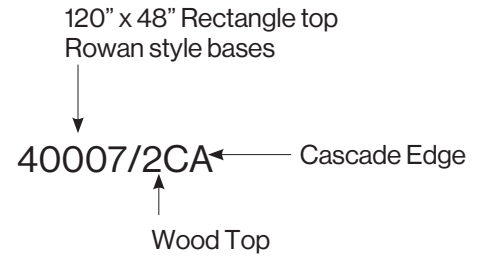
Camber Edge: add "CE"

Self Edge: add "SE"

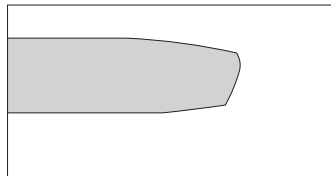
Self Edge with Exposed Plywood: add "SE-P"

Cascade Edge: add "CA"

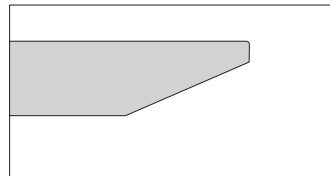
- Flowform Edge, Camber Edge, Cascade Edge, and Exposed Plywood Self Edge require a 5% upcharge.
- Flowform, Camber, and Cascade edges are veneer-wrapped and are not available with plastic laminate.
- Rectangle, Boat, and Vista tops specified with a Flowform Edge have this profile on the two long sides only, with Self Edges on the two ends.
- Cascade Edge is not compatible with table shapes that have radius "soft" corners, super-ellipse shapes, or racetrack shapes.
- Camber Edge includes a standard 8" radius corner on Rectangle, Boat, Square, and Vista top shapes.



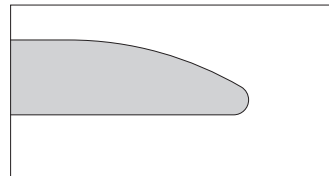
EXAMPLE



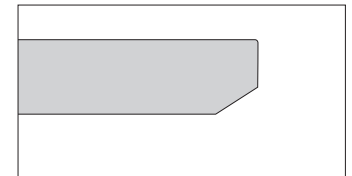
Facet Edge "FC"




Taper Edge "TE"




Flowform Edge "FF"




Reverse Bevel Edge "RB"




Facet Edge - specify "FC"



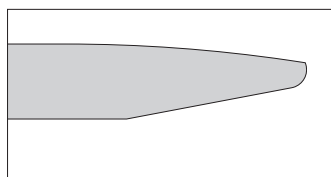
Taper Edge - specify "TE"



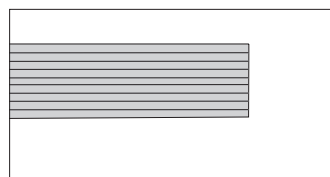
Flowform Edge - specify "FF"



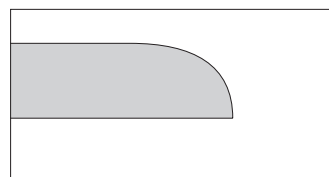
Reverse Bevel Edge - specify "RB"




Camber Edge "CE"



Self Edge "SE" / Self Edge with
Exposed Plywood Core "SE-P"



Cascade Edge "CA"



Camber Edge - specify "CE"



Self "SE" / Self with Exposed
Plywood Core "SE-P"




Cascade Edge - specify "CA"

TABLES

Ensemble Task Tables

Design - Aaron Duke

Ensemble is a collection of small to mid-sized fixed and mobile tables designed to create flexible workspace configurations. Ideal for versatile office environments, it offers low and standing heights and three tabletop shapes. Light and adaptable, each table has slim wood legs and a low wood shelf that doubles as a footrest. Mobile versions include lockable castors for reconfigurable breakout areas, while larger fixed tables suit meeting rooms with a cohesive look. Ensemble can be customized with a range of surface and leg colors and finishes.



Model Number	W"	D"	H"	Top Finish	List Price	Model Number	W"	D"	H"	Top Finish	List Price
ENSEMBLE TASK TABLE - 2 CASTERS 2 GLIDES											
24941/229	48	24	29	Veneer	5,075	24941/238	48	24	38	Veneer	5,655
24941/529	48	24	29	Laminate	4,735	24941/538	48	24	38	Laminate	5,315
24942/229	54	24	29	Veneer	5,245	24942/238	54	24	38	Veneer	5,860
24942/529	54	24	29	Laminate	4,895	24942/538	54	24	38	Laminate	5,505
24943/229	60	24	29	Veneer	5,420	24943/238	60	24	38	Veneer	6,060
24943/529	60	24	29	Laminate	5,050	24943/538	60	24	38	Laminate	5,695
24944/229	66	24	29	Veneer	5,505	24944/238	66	24	38	Veneer	6,185
24944/529	66	24	29	Laminate	5,100	24944/538	66	24	38	Laminate	5,775
24945/229	72	24	29	Veneer	5,605	24945/238	72	24	38	Veneer	6,310
24945/529	72	24	29	Laminate	5,155	24945/538	72	24	38	Laminate	5,860
24946/229	78	24	29	Veneer	5,815	24946/238	78	24	38	Veneer	6,550
24946/529	78	24	29	Laminate	5,225	24946/538	78	24	38	Laminate	5,955
24947/229	84	24	29	Veneer	6,020	24947/238	84	24	38	Veneer	6,790
24947/529	84	24	29	Laminate	5,285	24947/538	84	24	38	Laminate	6,055
24948/229	90	24	29	Veneer	6,230	24948/238	90	24	38	Veneer	7,030
24948/529	90	24	29	Laminate	5,420	24948/538	90	24	38	Laminate	6,220
24949/229	48	32	29	Veneer	5,365	24949/238	48	32	38	Veneer	5,950
24949/529	48	32	29	Laminate	4,895	24949/538	48	32	38	Laminate	5,485
24950/229	54	32	29	Veneer	5,505	24950/238	54	32	38	Veneer	6,130
24950/529	54	32	29	Laminate	4,985	24950/538	54	32	38	Laminate	5,610
24951/229	60	32	29	Veneer	5,655	24951/238	60	32	38	Veneer	6,310
24951/529	60	32	29	Laminate	5,075	24951/538	60	32	38	Laminate	5,725
24952/229	66	32	29	Veneer	5,790	24952/238	66	32	38	Veneer	6,465
24952/529	66	32	29	Laminate	5,165	24952/538	66	32	38	Laminate	5,855
24953/229	72	32	29	Veneer	5,920	24953/238	72	32	38	Veneer	6,640
24953/529	72	32	29	Laminate	5,265	24953/538	72	32	38	Laminate	5,980
24954/229	78	32	29	Veneer	6,060	24954/238	78	32	38	Veneer	6,805
24954/529	78	32	29	Laminate	5,340	24954/538	78	32	38	Laminate	6,085
24955/229	84	32	29	Veneer	6,210	24955/238	84	32	38	Veneer	6,990
24955/529	84	32	29	Laminate	5,420	24955/538	84	32	38	Laminate	6,205
24956/229	90	32	29	Veneer	6,335	24956/238	90	32	38	Veneer	7,140
24956/529	90	32	29	Laminate	5,545	24956/538	90	32	38	Laminate	6,355

Model # 24954

- Standard Features:
- Tops are 1¼" thick and available in all Nienkämper veneers, stains, finishes, and plastic laminates.
 - Table edges are offered in 3" taper and self options.
 - Solid oak, maple, or walnut legs, available in all Nienkämper stains.
 - 8" radius (soft) corners are standard.
 - Two soft-tread, non-marring casters.
 - Lower shelf with black powder-coated aluminum edge is standard; other Nienkämper powder-coat finishes are also available. Contact Customer Service at 800.668.9318.
 - Powder-coated storage tray and two accessory hangers.
 - Under-mounted 4-port power unit (2 outlets / 2 USB charging) with plug.
 - Only Task table configuration with two wheels and two glides include tray and power as standard equipment.





Model Number	W"	D"	H"	Top Finish	List Price	Model Number	W"	D"	H"	Top Finish	List Price
--------------	----	----	----	------------	------------	--------------	----	----	----	------------	------------

ENSEMBLE TASK TABLE - 4 CASTERS



24961/229	48	24	29	Veneer	5,610	24961/238	48	24	38	Veneer	6,020
24961/529	48	24	29	Laminate	5,265	24961/538	48	24	38	Laminate	5,680
24962/229	54	24	29	Veneer	5,810	24962/238	54	24	38	Veneer	6,225
24962/529	54	24	29	Laminate	5,455	24962/538	54	24	38	Laminate	5,865
24963/229	60	24	29	Veneer	6,010	24963/238	60	24	38	Veneer	6,430
24963/529	60	24	29	Laminate	5,645	24963/538	60	24	38	Laminate	6,055
24964/229	66	24	29	Veneer	6,130	24964/238	66	24	38	Veneer	6,545
24964/529	66	24	29	Laminate	5,725	24964/538	66	24	38	Laminate	6,135
24965/229	72	24	29	Veneer	6,255	24965/238	72	24	38	Veneer	6,670
24965/529	72	24	29	Laminate	5,815	24965/538	72	24	38	Laminate	6,225
24966/229	78	24	29	Veneer	6,495	24966/238	78	24	38	Veneer	6,905
24966/529	78	24	29	Laminate	5,905	24966/538	78	24	38	Laminate	6,320
24967/229	84	24	29	Veneer	6,745	24967/238	84	24	38	Veneer	7,150
24967/529	84	24	29	Laminate	6,005	24967/538	84	24	38	Laminate	6,425
24968/229	90	24	29	Veneer	6,985	24968/238	90	24	38	Veneer	7,390
24968/529	90	24	29	Laminate	6,165	24968/538	90	24	38	Laminate	6,580
24969/229	48	32	29	Veneer	5,905	24969/238	48	32	38	Veneer	6,320
24969/529	48	32	29	Laminate	5,430	24969/538	48	32	38	Laminate	5,845
24970/229	54	32	29	Veneer	6,080	24970/238	54	32	38	Veneer	6,485
24970/529	54	32	29	Laminate	5,550	24970/538	54	32	38	Laminate	5,965
24971/229	60	32	29	Veneer	6,255	24971/238	60	32	38	Veneer	6,670
24971/529	60	32	29	Laminate	5,680	24971/538	60	32	38	Laminate	6,090
24972/229	66	32	29	Veneer	6,425	24972/238	66	32	38	Veneer	6,825
24972/529	66	32	29	Laminate	5,810	24972/538	66	32	38	Laminate	6,220
24973/229	72	32	29	Veneer	6,580	24973/238	72	32	38	Veneer	6,995
24973/529	72	32	29	Laminate	5,925	24973/538	72	32	38	Laminate	6,335
24974/229	78	32	29	Veneer	6,760	24974/238	78	32	38	Veneer	7,170
24974/529	78	32	29	Laminate	6,040	24974/538	78	32	38	Laminate	6,450
24975/229	84	32	29	Veneer	6,925	24975/238	84	32	38	Veneer	7,340
24975/529	84	32	29	Laminate	6,140	24975/538	84	32	38	Laminate	6,555
24976/229	90	32	29	Veneer	7,095	24976/238	90	32	38	Veneer	7,510
24976/529	90	32	29	Laminate	6,310	24976/538	90	32	38	Laminate	6,715

Standard Features:

- Tops are 1¼" thick and available in all Nienkämper veneers, stains, finishes, and plastic laminates.
- Table edges are offered in 3" taper and self options.
- Solid oak, maple, or walnut legs, available in all Nienkämper stains.
- 8" radius (soft) corners are standard.
- Two soft-tread, non-marring casters.
- Lower shelf with black powder-coated aluminum edge is standard; other Nienkämper powder-coat finishes are also available. Contact Customer Service at **800.668.9318**.
- Powder-coated storage tray and two accessory hangers can be added as accessories.
- Under-mounted 4-port power unit (2 outlets / 2 USB charging) with plug can be added as accessories.



Model Number	W"	D"	H"	Top Finish	List Price	Model Number	W"	D"	H"	Top Finish	List Price
--------------	----	----	----	------------	------------	--------------	----	----	----	------------	------------

ENSEMBLE TASK TABLE - 4 GLIDES



24981/229	48	24	29	Veneer	4,840	24981/238	48	24	38	Veneer	5,185
24981/529	48	24	29	Laminate	4,490	24981/538	48	24	38	Laminate	4,845
24982/229	54	24	29	Veneer	5,035	24982/238	54	24	38	Veneer	5,390
24982/529	54	24	29	Laminate	4,685	24982/538	54	24	38	Laminate	5,030
24983/229	60	24	29	Veneer	5,240	24983/238	60	24	38	Veneer	5,595
24983/529	60	24	29	Laminate	4,880	24983/538	60	24	38	Laminate	5,225
24984/229	66	24	29	Veneer	5,365	24984/238	66	24	38	Veneer	5,710
24984/529	66	24	29	Laminate	4,955	24984/538	66	24	38	Laminate	5,305
24985/229	72	24	29	Veneer	5,490	24985/238	72	24	38	Veneer	5,835
24985/529	72	24	29	Laminate	5,040	24985/538	72	24	38	Laminate	5,390
24986/229	78	24	29	Veneer	5,725	24986/238	78	24	38	Veneer	6,075
24986/529	78	24	29	Laminate	5,135	24986/538	78	24	38	Laminate	5,485
24987/229	84	24	29	Veneer	5,970	24987/238	84	24	38	Veneer	6,320
24987/529	84	24	29	Laminate	5,235	24987/538	84	24	38	Laminate	5,590
24988/229	90	24	29	Veneer	6,215	24988/238	90	24	38	Veneer	6,555
24988/529	90	24	29	Laminate	5,400	24988/538	90	24	38	Laminate	5,745
24989/229	48	32	29	Veneer	5,135	24989/238	48	32	38	Veneer	5,485
24989/529	48	32	29	Laminate	4,670	24989/538	48	32	38	Laminate	5,015
24990/229	54	32	29	Veneer	5,310	24990/238	54	32	38	Veneer	5,655
24990/529	54	32	29	Laminate	4,790	24990/538	54	32	38	Laminate	5,130
24991/229	60	32	29	Veneer	5,490	24991/238	60	32	38	Veneer	5,835
24991/529	60	32	29	Laminate	4,910	24991/538	60	32	38	Laminate	5,260
24992/229	66	32	29	Veneer	5,650	24992/238	66	32	38	Veneer	6,000
24992/529	66	32	29	Laminate	5,035	24992/538	66	32	38	Laminate	5,385
24993/229	72	32	29	Veneer	5,815	24993/238	72	32	38	Veneer	6,155
24993/529	72	32	29	Laminate	5,155	24993/538	72	32	38	Laminate	5,500
24994/229	78	32	29	Veneer	5,995	24994/238	78	32	38	Veneer	6,335
24994/529	78	32	29	Laminate	5,270	24994/538	78	32	38	Laminate	5,615
24995/229	84	32	29	Veneer	6,160	24995/238	84	32	38	Veneer	6,505
24995/529	84	32	29	Laminate	5,375	24995/538	84	32	38	Laminate	5,720
24996/229	90	32	29	Veneer	6,325	24996/238	90	32	38	Veneer	6,675
24996/529	90	32	29	Laminate	5,535	24996/538	90	32	38	Laminate	5,890

Standard Features:

- Tops are 1¼" thick and available in all Nienkämper veneers, stains, finishes, and plastic laminates.
- Table edges are offered in 3" taper and self options.
Solid oak, maple, or walnut legs, available in all Nienkämper stains.
- 8" radius (soft) corners are standard.
- Two soft-tread, non-marring casters.
- Lower shelf with black powder-coated aluminum edge is standard; other Nienkämper powder-coat finishes are also available. Contact Customer Service at **800.668.9318**.
- Powder-coated storage tray and two accessory hangers can be added as accessories.
- Under-mounted 4-port power unit (2 outlets / 2 USB charging) with plug can be added as accessories.

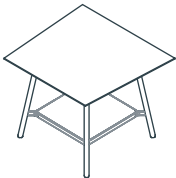
TABLES

Ensemble Huddle Room Tables Design - Aaron Duke



Model Number	W"	D"	H"	Top Finish	List Price	Model Number	W"	D"	H"	Top Finish	List Price
--------------	----	----	----	------------	------------	--------------	----	----	----	------------	------------

ENSEMBLE HUDDLE ROOM TABLE - SQUARE



25305/229	36	36	29	Veneer	4,665	25305/238	36	36	38	Veneer	4,895
25305/529	36	36	29	Laminate	4,450	25305/538	36	36	38	Laminate	4,675
25306/229	42	42	29	Veneer	4,810	25306/238	42	42	38	Veneer	5,055
25306/529	42	42	29	Laminate	4,570	25306/538	42	42	38	Laminate	4,805
25307/229	48	48	29	Veneer	5,000	25307/238	48	48	38	Veneer	5,245
25307/529	48	48	29	Laminate	4,665	25307/538	48	48	38	Laminate	4,895
25308/229	60	60	29	Veneer	5,445	25308/238	60	60	38	Veneer	5,720
25308/529	60	60	29	Laminate	4,870	25308/538	60	60	38	Laminate	5,115

ENSEMBLE HUDDLE ROOM TABLE - SOFT SQUARE (8" RADIUS)



25300/229	36	36	29	Veneer	4,755	25300/238	36	36	38	Veneer	5,000
25300/529	36	36	29	Laminate	4,540	25300/538	36	36	38	Laminate	4,765
25301/229	42	42	29	Veneer	4,910	25301/238	42	42	38	Veneer	5,160
25301/529	42	42	29	Laminate	4,670	25301/538	42	42	38	Laminate	4,905
25302/229	48	48	29	Veneer	5,095	25302/238	48	48	38	Veneer	5,350
25302/529	48	48	29	Laminate	4,755	25302/538	48	48	38	Laminate	5,000
25303/229	60	60	29	Veneer	5,555	25303/238	60	60	38	Veneer	5,840
25303/529	60	60	29	Laminate	4,965	25303/538	60	60	38	Laminate	5,225

Standard Features:

- Tops are 1¼" thick and available in all Nienkämper veneers, stains, finishes, and plastic laminates.
- Table edges are offered in 3" taper and self options.
Solid oak, maple, or walnut legs, available in all Nienkämper stains.
- 8" radius (soft) corners are standard.
- Two soft-tread, non-marring casters.
- Lower shelf with black powder-coated aluminum edge is standard; other Nienkämper powder-coat finishes are also available. Contact Customer Service at **800.668.9318**.
- Huddle room tables are most compatible with Vox® SIMPLE and SIMPLE PopUp Forums but will also accommodate larger connectivity solutions. Check with Customer Service to determine what will work best for your needs.
- When tables are ordered with Forums, a grommet is provided in center of lower shelf.

Model # 25302/529





Model Number	W"	D"	H"	Top Finish	List Price	Model Number	W"	D"	H"	Top Finish	List Price
--------------	----	----	----	------------	------------	--------------	----	----	----	------------	------------

ENSEMBLE HUDDLE ROOM TABLE - TRIANGLE



25310/229	36	36	29	Veneer	4,850
25310/529	36	36	29	Laminate	4,620
25311/229	42	42	29	Veneer	5,010
25311/529	42	42	29	Laminate	4,755

Note: Triangular tables are not compatible with lower shelf.

ENSEMBLE HUDDLE ROOM TABLE - ROUND



25315/229	36 dia.	29	Veneer	4,935	25315/238	36 dia.	38	Veneer	5,195
25315/529	36 dia.	29	Laminate	4,710	25315/538	36 dia.	38	Laminate	4,950
25316/229	42 dia.	29	Veneer	5,100	25316/238	42 dia.	38	Veneer	5,355
25316/529	42 dia.	29	Laminate	4,845	25316/538	42 dia.	38	Laminate	5,090
25317/229	48 dia.	29	Veneer	5,295	25317/238	48 dia.	38	Veneer	5,560
25317/529	48 dia.	29	Laminate	4,935	25317/538	48 dia.	38	Laminate	5,195
25318/229	60 dia.	29	Veneer	5,775	25318/238	60 dia.	38	Veneer	6,065
25318/529	60 dia.	29	Laminate	5,160	25318/538	60 dia.	38	Laminate	5,425

Model # 25300/229, 25310/229, 25315/229

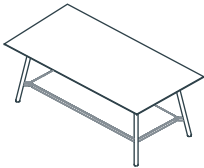


Standard Features:

- Tops are 1¼" thick and available in all Nienkämper veneers, stains, finishes, and plastic laminates.
- Table edges are offered in 3" taper and self options.
Solid oak, maple, or walnut legs, available in all Nienkämper stains.
- 8" radius (soft) corners are standard.
- Two soft-tread, non-marring casters.
- Lower shelf with black powder-coated aluminum edge is standard; other Nienkämper powder-coat finishes are also available. Contact Customer Service at **800.668.9318**.
- Huddle room tables are most compatible with Vox® SIMPLE and SIMPLE PopUp Forums but will also accommodate larger connectivity solutions. Check with Customer Service to determine what will work best for your needs.
- When tables are ordered with Forums, a grommet is provided in center of lower shelf.



ENSEMBLE CONFERENCE TABLE - RECTANGLE



Model Number	W"	D"	H"	Top Finish	List Price	Model Number	W"	D"	H"	Top Finish	List Price
25411/229	60	36	29	Veneer	6,775	25411/238	60	36	38	Veneer	7,530
25411/529	60	36	29	Laminate	5,735	25411/538	60	36	38	Laminate	6,500
25412/229	66	36	29	Veneer	6,985	25412/238	66	36	38	Veneer	7,740
25412/529	66	36	29	Laminate	5,840	25412/538	66	36	38	Laminate	6,610
25413/229	72	36	29	Veneer	7,120	25413/238	72	36	38	Veneer	7,890
25413/529	72	36	29	Laminate	6,025	25413/538	72	36	38	Laminate	6,790
25414/229	78	36	29	Veneer	7,570	25414/238	78	36	38	Veneer	8,330
25414/529	78	36	29	Laminate	6,175	25414/538	78	36	38	Laminate	6,930
25415/229	84	36	29	Veneer	7,810	25415/238	84	36	38	Veneer	8,570
25415/529	84	36	29	Laminate	6,335	25415/538	84	36	38	Laminate	7,100
25416/229	90	36	29	Veneer	7,910	25416/238	90	36	38	Veneer	8,675
25416/529	90	36	29	Laminate	6,500	25416/538	90	36	38	Laminate	7,265
25417/229	96	36	29	Veneer	8,110	25417/238	96	36	38	Veneer	8,875
25417/529	96	36	29	Laminate	6,660	25417/538	96	36	38	Laminate	7,425
25418/229	102	36	29	Veneer	8,305	25418/238	102	36	38	Veneer	9,070
25418/529	102	36	29	Laminate	6,790	25418/538	102	36	38	Laminate	7,550
25419/229	108	36	29	Veneer	8,530	25419/238	108	36	38	Veneer	9,295
25419/529	108	36	29	Laminate	6,940	25419/538	108	36	38	Laminate	7,705
25420/229	60	42	29	Veneer	6,985	25420/238	60	42	38	Veneer	7,745
25420/529	60	42	29	Laminate	5,870	25420/538	60	42	38	Laminate	6,640
25421/229	66	42	29	Veneer	7,210	25421/238	66	42	38	Veneer	7,970
25421/529	66	42	29	Laminate	5,980	25421/538	66	42	38	Laminate	6,745
25422/229	72	42	29	Veneer	7,390	25422/238	72	42	38	Veneer	8,150
25422/529	72	42	29	Laminate	6,195	25422/538	72	42	38	Laminate	6,950
25423/229	78	42	29	Veneer	7,865	25423/238	78	42	38	Veneer	8,635
25423/529	78	42	29	Laminate	6,345	25423/538	78	42	38	Laminate	7,110
25424/229	84	42	29	Veneer	8,210	25424/238	84	42	38	Veneer	8,975
25424/529	84	42	29	Laminate	6,695	25424/538	84	42	38	Laminate	7,465
25425/229	90	42	29	Veneer	8,455	25425/238	90	42	38	Veneer	9,220
25425/529	90	42	29	Laminate	6,860	25425/538	90	42	38	Laminate	7,620
25426/229	96	42	29	Veneer	8,635	25426/238	96	42	38	Veneer	9,400
25426/529	96	42	29	Laminate	7,000	25426/538	96	42	38	Laminate	7,755

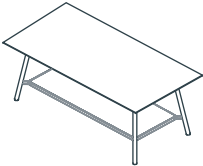
Standard Features:

- Tops are 1¼" thick and available in all Nienkämper veneers, stains, finishes, and plastic laminates.
- Table edges are offered in 3" taper and self options.
Solid oak, maple, or walnut legs, available in all Nienkämper stains.
- 8" radius (soft) corners are standard.
- Two soft-tread, non-marring casters.
- Lower shelf with black powder-coated aluminum edge is standard; other Nienkämper powder-coat finishes are also available. Contact Customer Service at **800.668.9318**.
- Huddle room tables are most compatible with Vox® SIMPLE and SIMPLE PopUp Forums but will also accommodate larger connectivity solutions. Check with Customer Service to determine what will work best for your needs.
- When tables are ordered with Forums, a grommet is provided in center of lower shelf.



Model Number	W"	D"	H"	Top Finish	List Price	Model Number	W"	D"	H"	Top Finish	List Price
--------------	----	----	----	------------	------------	--------------	----	----	----	------------	------------

ENSEMBLE CONFERENCE TABLE - RECTANGLE



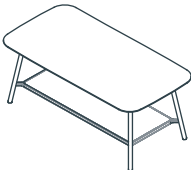
25427/229	102	42	29	Veneer	8,815	25427/238	102	42	38	Veneer	9,580
25427/529	102	42	29	Laminate	7,105	25427/538	102	42	38	Laminate	7,865
25428/229	108	42	29	Veneer	9,220	25428/238	108	42	38	Veneer	9,990
25428/529	108	42	29	Laminate	7,280	25428/538	108	42	38	Laminate	8,045
25429/229	60	48	29	Veneer	7,215	25429/238	60	48	38	Veneer	7,975
25429/529	60	48	29	Laminate	6,010	25429/538	60	48	38	Laminate	6,775
25430/229	66	48	29	Veneer	7,445	25430/238	66	48	38	Veneer	8,215
25430/529	66	48	29	Laminate	6,125	25430/538	66	48	38	Laminate	6,890
25431/229	72	48	29	Veneer	7,645	25431/238	72	48	38	Veneer	8,415
25431/529	72	48	29	Laminate	6,350	25431/538	72	48	38	Laminate	7,115
25432/229	78	48	29	Veneer	8,160	25432/238	78	48	38	Veneer	8,915
25432/529	78	48	29	Laminate	6,525	25432/538	78	48	38	Laminate	7,280
25433/229	84	48	29	Veneer	8,560	25433/238	84	48	38	Veneer	9,325
25433/529	84	48	29	Laminate	6,915	25433/538	84	48	38	Laminate	7,685
25434/229	90	48	29	Veneer	8,835	25434/238	90	48	38	Veneer	9,590
25434/529	90	48	29	Laminate	7,090	25434/538	90	48	38	Laminate	7,850
25435/229	96	48	29	Veneer	9,025	25435/238	96	48	38	Veneer	9,795
25435/529	96	48	29	Laminate	7,330	25435/538	96	48	38	Laminate	8,095
25436/229	102	48	29	Veneer	9,175	25436/238	102	48	38	Veneer	9,935
25436/529	102	48	29	Laminate	7,320	25436/538	102	48	38	Laminate	8,080
25437/229	108	48	29	Veneer	9,855	25437/238	108	48	38	Veneer	10,620
25437/529	108	48	29	Laminate	7,795	25437/538	108	48	38	Laminate	8,550

- Standard Features:**
- Tops are 1¼" thick and available in all Nienkämper veneers, stains, finishes, and plastic laminates.
 - Table edges are offered in 3" taper and self options.
Solid oak, maple, or walnut legs, available in all Nienkämper stains.
 - 8" radius (soft) corners are standard.
 - Two soft-tread, non-marring casters.
 - Lower shelf with black powder-coated aluminum edge is standard; other Nienkämper powder-coat finishes are also available. Contact Customer Service at **800.668.9318**.
 - Huddle room tables are most compatible with Vox® SIMPLE and SIMPLE PopUp Forums but will also accommodate larger connectivity solutions. Check with Customer Service to determine what will work best for your needs.
 - When tables are ordered with Forums, a grommet is provided in center of lower shelf.



Model Number	W"	D"	H"	Top Finish	List Price	Model Number	W"	D"	H"	Top Finish	List Price
--------------	----	----	----	------------	------------	--------------	----	----	----	------------	------------

ENSEMBLE CONFERENCE TABLE - BELLIED RECTANGLE



25379/229	60	36	29	Veneer	7,110	25379/238	60	36	38	Veneer	7,915
25379/529	60	36	29	Laminate	6,035	25379/538	60	36	38	Laminate	6,825
25380/229	66	36	29	Veneer	7,330	25380/238	66	36	38	Veneer	8,130
25380/529	66	36	29	Laminate	6,130	25380/538	66	36	38	Laminate	6,940
25381/229	72	36	29	Veneer	7,480	25381/238	72	36	38	Veneer	8,285
25381/529	72	36	29	Laminate	6,330	25381/538	72	36	38	Laminate	7,125
25382/229	78	36	29	Veneer	7,940	25382/238	78	36	38	Veneer	8,750
25382/529	78	36	29	Laminate	6,480	25382/538	78	36	38	Laminate	7,290
25383/229	84	36	29	Veneer	8,205	25383/238	84	36	38	Veneer	9,000
25383/529	84	36	29	Laminate	6,660	25383/538	84	36	38	Laminate	7,455
25384/229	90	36	29	Veneer	8,310	25384/238	90	36	38	Veneer	9,110
25384/529	90	36	29	Laminate	6,825	25384/538	90	36	38	Laminate	7,630
25385/229	96	36	29	Veneer	8,520	25385/238	96	36	38	Veneer	9,320
25385/529	96	36	29	Laminate	6,995	25385/538	96	36	38	Laminate	7,800
25386/229	102	36	29	Veneer	8,725	25386/238	102	36	38	Veneer	9,520
25386/529	102	36	29	Laminate	7,125	25386/538	102	36	38	Laminate	7,930
25387/229	108	36	29	Veneer	8,965	25387/238	108	36	38	Veneer	9,760
25387/529	108	36	29	Laminate	7,295	25387/538	108	36	38	Laminate	8,095
25388/229	60	42	29	Veneer	7,330	25388/238	60	42	38	Veneer	8,135
25388/529	60	42	29	Laminate	6,165	25388/538	60	42	38	Laminate	6,975
25389/229	66	42	29	Veneer	7,575	25389/238	66	42	38	Veneer	8,370
25389/529	66	42	29	Laminate	6,280	25389/538	66	42	38	Laminate	7,085
25390/229	72	42	29	Veneer	7,755	25390/238	72	42	38	Veneer	8,565
25390/529	72	42	29	Laminate	6,500	25390/538	72	42	38	Laminate	7,310
25391/229	78	42	29	Veneer	8,260	25391/238	78	42	38	Veneer	9,070
25391/529	78	42	29	Laminate	6,670	25391/538	78	42	38	Laminate	7,470
25392/229	84	42	29	Veneer	8,625	25392/238	84	42	38	Veneer	9,425
25392/529	84	42	29	Laminate	7,035	25392/538	84	42	38	Laminate	7,840
25393/229	90	42	29	Veneer	8,880	25393/238	90	42	38	Veneer	9,685
25393/529	90	42	29	Laminate	7,205	25393/538	90	42	38	Laminate	8,005
25394/229	96	42	29	Veneer	9,070	25394/238	96	42	38	Veneer	9,865
25394/529	96	42	29	Laminate	7,345	25394/538	96	42	38	Laminate	8,145

Standard Features:

- Tops are 1¼" thick and available in all Nienkämper veneers, stains, finishes, and plastic laminates.
- Table edges are offered in 3" taper and self options.
- Solid oak, maple, or walnut legs, available in all Nienkämper stains.
- 8" radius (soft) corners are standard.
- Two soft-tread, non-marring casters.
- Lower shelf with black powder-coated aluminum edge is standard; other Nienkämper powder-coat finishes are also available. Contact Customer Service at **800.668.9318**.
- Huddle room tables are most compatible with Vox® SIMPLE and SIMPLE PopUp Forums but will also accommodate larger connectivity solutions. Check with Customer Service to determine what will work best for your needs.
- When tables are ordered with Forums, a grommet is provided in center of lower shelf.

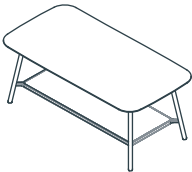
TABLES

Ensemble Conference Tables Designer - Aaron Duke



Model Number	W"	D"	H"	Top Finish	List Price	Model Number	W"	D"	H"	Top Finish	List Price
--------------	----	----	----	------------	------------	--------------	----	----	----	------------	------------

ENSEMBLE CONFERENCE TABLE W/LOWER SHELF - BELLIED RECTANGLE



25395/229	102	42	29	Veneer	9,255	25395/238	102	42	38	Veneer	10,060
25395/529	102	42	29	Laminate	7,465	25395/538	102	42	38	Laminate	8,260
25396/229	108	42	29	Veneer	9,685	25396/238	108	42	38	Veneer	10,485
25396/529	108	42	29	Laminate	7,645	25396/538	108	42	38	Laminate	8,450
25397/229	60	48	29	Veneer	7,580	25397/238	60	48	38	Veneer	8,375
25397/529	60	48	29	Laminate	6,315	25397/538	60	48	38	Laminate	7,110
25398/229	66	48	29	Veneer	7,820	25398/238	66	48	38	Veneer	8,630
25398/529	66	48	29	Laminate	6,440	25398/538	66	48	38	Laminate	7,235
25399/229	72	48	29	Veneer	8,035	25399/238	72	48	38	Veneer	8,840
25399/529	72	48	29	Laminate	6,675	25399/538	72	48	38	Laminate	7,475
25405/229	78	48	29	Veneer	8,570	25405/238	78	48	38	Veneer	9,370
25405/529	78	48	29	Laminate	6,855	25405/538	78	48	38	Laminate	7,645
25406/229	84	48	29	Veneer	8,990	25406/238	84	48	38	Veneer	9,800
25406/529	84	48	29	Laminate	7,265	25406/538	84	48	38	Laminate	8,070
25407/229	90	48	29	Veneer	9,265	25407/238	90	48	38	Veneer	10,070
25407/529	90	48	29	Laminate	7,445	25407/538	90	48	38	Laminate	8,245
25408/229	96	48	29	Veneer	9,480	25408/238	96	48	38	Veneer	10,285
25408/529	96	48	29	Laminate	7,700	25408/538	96	48	38	Laminate	8,500
25409/229	102	48	29	Veneer	9,630	25409/238	102	48	38	Veneer	10,440
25409/529	102	48	29	Laminate	7,690	25409/538	102	48	38	Laminate	8,485
25410/229	108	48	29	Veneer	10,350	25410/238	108	48	38	Veneer	11,155
25410/529	108	48	29	Laminate	8,185	25410/538	108	48	38	Laminate	8,985

Standard Features:

- Tops are 1¼" thick and available in all Nienkämper veneers, stains, finishes, and plastic laminates.
- Table edges are offered in 3" taper and self options.
Solid oak, maple, or walnut legs, available in all Nienkämper stains.
- 8" radius (soft) corners are standard.
- Two soft-tread, non-marring casters.
- Lower shelf with black powder-coated aluminum edge is standard; other Nienkämper powder-coat finishes are also available. Contact Customer Service at **800.668.9318**.
- Huddle room tables are most compatible with Vox® SIMPLE and SIMPLE PopUp Forums but will also accommodate larger connectivity solutions. Check with Customer Service to determine what will work best for your needs.
- When tables are ordered with Forums, a grommet is provided in center of lower shelf.

TERMS AND CONDITIONS OF SALE

PRICES

All prices are list prices, FOB our Toronto Factory- freight charges are extra. Packing and/ or crating is available, if required, upcharges apply.

Due to existing conditions in regard to cost of labor and materials, we reserve the right to change prices without notice.

TERMS

Net 30 days from date of invoice to accredited buyers. Two per cent (2%) interest charged monthly on overdue accounts. Deposit of 50% is required with order. Terms will be established upon credit evaluation. Due to delays in processing references, first orders may be treated as C.B.D. orders.

ORDER CONFIRMATION

Orders are accepted upon issuance of our order confirmation and are subject to the terms set forth therein; notwithstanding any variance from the terms of the buyer's order form.

Nienkämper is not liable for any delay or failure to deliver caused by labor or transportation difficulties, accidents, acts of God, failure of sources of supply, or other causes beyond our control, and changes will affect the delivery date.

CHANGE OF ORDERS OR CANCELLATIONS

Changes or cancellations are subject to our ability to conform. A charge will be levied against canceled or changed orders based on costs already incurred by Nienkämper. All changes must be in writing and submitted on a revised purchase order. Changes will affect the delivery date.

STORAGE

If goods cannot be accepted when ready, we may transfer them to storage (which is to be deemed as delivery for invoice purposes). The customer accepts risks and will be charged at prevailing rates.

FREIGHT

All prices are list prices, FOB our Toronto Factory- freight charges are extra.

Packing and/or crating are available, if required, upcharges apply.

CLAIMS

All furniture is given to the carrier and signed for in good condition. It is the responsibility of the receiver to sign for the goods in the presence of the carrier and note the condition in which they are received. Freight claims should be filed with the carrier.

WARRANTY

There are no express or implied warranties, conditions and obligations of the manufacturer, whether statutory or otherwise that extend beyond the description on the face hereof. Our furniture is made to the highest standard and is warranted free from defects of material and workmanship for five years from the date of delivery. During the warranty period we will repair or replace such merchandise as shall prove to be defective, during normal usage in accordance with manufacturer's specifications. The manufacturer shall not be liable for defect wholly attributable to normal manufacturing process. Replacement or repair of the Product shall be the sole remedy of the Customer, and the manufacturer shall not be liable for any direct, indirect, incidental, or consequential loss or damage suffered by the Customer by reason of any defect in workmanship or manufacture of the Product or inability to use the Product. Moreover, this warranty does not cover accidental damage, abuse, alteration, ordinary wear and tear of Goods, negligence and misuse nor variations over which we have no control such as heat or humidity or damage to which the Goods are connected that is not attributable to the failure of the goods themselves. This warranty is null and void when the product is installed with hardware other than that supplied and/or when installed differently than recommended in the installation guide. Modification to the product or hardware may result in failure of the product and cause damage and/or injury.

WOOD FINISHES

Nienkämper offers a wide variety of standard light finishes on cherry, mahogany and figured anagré wood veneers, and a clear natural finish on figured anagré, figured sycamore, maple, bird's eye maple and curly maple.

Light finishes do not mask the grain and other characteristics of each wood species. It is important to understand that pieces of the same type of wood will not look identical when a light finish is used. The appearance of the finish will also depend on the natural color of the veneer. Cherry darkens over time as the wood ages. Pin knots and gum pockets are inherent traits.

Wood is a naturally variable raw material; its variances are not within the furniture manufacturer's control and are therefore not considered defects under this warranty.