

nienkämper

CONFERENCE TABLES

GATEWAY COLLECTION



2026

Prices shown are List Prices, FOB our Toronto
Factory- freight charges are extra. Packing and/
or crating is available, if required, upcharges apply.

veneers

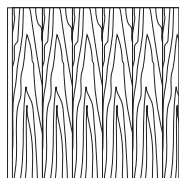
All wood surfaces are protected with a durable polyurethane clear lacquer with UV inhibitor. This finish is known for its exceptional durability, as well as abrasion, chemical, impact and scratch resistance. Standard sheen level is 45 degrees. Optional matte, 5, 10 and 35 degree sheen levels are available on request at no additional cost.

Wood Species	Order Code	Veneer/Stain	Upcharge
Maple	F-01	Natural Maple	No upcharge applies.
	F-02	Natural Curly Maple - Rotary Cut	Add 15%.
	F-03	Natural Bird's Eye Maple - Rotary Cut	Call Customer Service for pricing.
	F-04	Maple Stained Pear	No upcharge applies.
Cherry	F-05	Natural Cherry	No upcharge applies.
	F-06	Standard Cherry	No upcharge applies.
	F-07	Cherry Stained Amber	No upcharge applies.
	F-08	Cherry Stained Auburn	No upcharge applies.
	F-09	Cherry Stained Burgundy	No upcharge applies.
Mahogany	F-10	Light Mahogany	No upcharge applies.
	F-11	Medium Mahogany	No upcharge applies.
	F-12	Dark Mahogany	No upcharge applies.
	F-13	Red Mahogany	No upcharge applies.
Anagré	F-14	Natural Figured Anagré - Qtr. Cut Book-Match	Add 15%.
	F-15	Figured Anagré Stained Amber - Qtr. Cut Book-Match	Add 15%.
Sycamore	F-16	Natural Figured Sycamore - Qtr. Cut Book-Match	Add 15%.
Walnut	F-17	Burnt Walnut	No upcharge applies.
	F-19	Natural Walnut- Flat Cut Book-Match	No upcharge applies.
	F-19FM	Natural Walnut- Flat Cut Book-Match (matte sheen)	No upcharge applies.
	F-27F	Creamy Walnut- Flat Cut Book-Match (10° sheen)	No upcharge applies.
	F-27R	Creamy Walnut - Rift Cut Slip-Match (10° sheen)	Add 5%
	F-28	Tawny Walnut	No upcharge applies.
	F-31FM	Autumn Walnut- Flat Cut Book-Match (matte sheen)	No upcharge applies.
	F-31RM	Autumn Walnut - Rift Cut Slip-Match (matte sheen)	Add 5%
Oak	F-18F	Natural White Oak - Flat Cut Book-Match (10° sheen)	No upcharge applies.
	F-18R	Natural White Oak - Rift Cut Slip-Match (10° sheen)	Add 5%
	F-26	Charcoal Ash On Oak- Flat Cut Book- Match (10° sheen)	No upcharge applies.
	F-29F	Smoky Oak - Flat Cut Book-Match	No upcharge applies.
	F-29R	Smoky Oak - Rift Cut Slip-Match	Add 5%
	F-29FM	Smoky Oak - Flat Cut Book-Match (matte sheen)	No upcharge applies.
	F-29RM	Smoky Oak - Rift Cut Slip-Match (matte sheen)	Add 5%
	F-30FM	Whisper White Oak - Flat Cut Book-Match (matte sheen)	No upcharge applies.
	F-30RM	Whisper White Oak - Rift Cut Slip-Match (matte sheen)	Add 5%
	F-32FM	Cotton White Oak - Flat Cut Book-Match (matte sheen)	No upcharge applies.
	F-32RM	Cotton White Oak - Rift Cut Slip-Match (matte sheen)	Add 5%
Sapele – Ribbon Stripe	F-20	Natural Ribbon Strip Sapele - Qtr. Cut Slip-Match	No upcharge applies.
Moabi (Cherry substitute)	F-21	Natural Moabi - Quarter - Qtr. Cut Book-Match	No upcharge applies.
Cape Coast Walnut	F-22	Dark Cape Coast Walnut - Qtr. Cut Slip-Match	No upcharge applies.
	F-23	Natural Cape Coast Walnut - Qtr. Cut Slip-Match	No upcharge applies.
	F-23	Natural Cape Coast Walnut - Qtr. Cut Slip-Match	No upcharge applies.
Ash	F-25	Slate Gray Ash - Qtr. Cut Slip-Match	No upcharge applies.

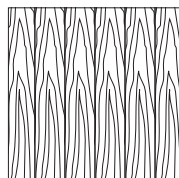
VENEER GRAIN OPTIONS

Nienkämper products utilize the best quality veneers available, and, combined with Nienkämper's patented veneering systems, create work environments of incredible quality and beauty.


All veneer furniture comes standard with flat cut book-match veneer; flat cut slip-match veneer can also be specified. Quarter cut slip-match and quarter cut book-match veneers are available at a 5% upcharge. Figured Anagré and Figured Sycamore veneers are Quarter cut book-matched. Bird's Eye Maple and Curly Maple are rotary cut. Facet Edge, Taper edge, Flowform, Camber and Self edge tops with veneer are manufactured with a solid wood edge. All edges are then veneer wrapped to create a seamless profile top.




Standard V1
Flat Cut Book-Match



Flat Cut Slip-Match V2



Quarter Cut Slip-Match V3
Add 5%



Quarter Cut Book-Match V4
Add 5%

Wood grain plastic laminate surfaces are available on table tops with Facet, Taper and Self edges.

These tops are manufactured with a solid wood edge that is applied prior to the laminate top surface. This method conceals the thickness of the wood edge, while providing the durability required. Wood edges are selected that most closely resemble both the species and the color of the laminate chosen

Nienkämper has pre-selected a number of standard wood grain plastic laminates that represent a cross section of both color and species. Simply include the order code with the model number to make these selections. Alternatively wood grain plastic laminates selected outside of Nienkämper’s standard selection can be made by specifying the manufacturer as well as the description and model number of the laminate at the time of order.

Wood Grain Plastic Laminate Surfaces	Order Code	Manufacturer #	Finish
Hardrock Maple	WL2	Pionite WM791-SD	Textured/Suede
Monticello Maple	WL5	Wilsonart 7925-38	Fine Velvet Texture
Fusion Maple	WL13	Wilsonart 7909-60	Matte
New Age Oak	WL14	Wilsonart 7938-38	Fine Velvet Texture
Wild Cherry	WL18	Wilsonart 7054-60	Matte
River Cherry	WL19	Wilsonart 7937-38	Fine Velvet Texture
Montana Walnut	WL20	Wilsonart 7110T-78	Fine Grain
Skyline Walnut	WL26	Wilsonart 7964K-12	Soft Grain
Continental Walnut	WL-29	Wilsonart 8232K-05	Timbergrain
Neo Walnut	WL-30	Wilsonart 7991-38	Fine Velvet Texture
Walnut Heights	WL-31	Wilsonart 7965K-12	Soft Grain
Grayed Oak	WL-32	Formica 5791-PG	Pure Grain Texture
Millennium Oak	WL-33	Formica 5887-58	Matte
Aged Ash	WL-34	Formica 8844-WR	Woodbrush
Lowell Ash	WL-35	Wilsonart 7994-38	Fine Velvet Texture
Natural Ash	WL-36	Formica 8843-WR	Woodbrush
Norwegian Ash	WL-37	Wilsonart 8241-38	Fine Velvet Texture
Weathered Ash	WL-38	Formica 8842-WR	Woodbrush
Smoky Brown Pear	WL-39	Formica 5488-26	Oiled Wood
Studio Teak	WL-40	Wilsonart 7960K-18	Linearity
Fawn Cypress	WL-41	Wilsonart 8208K-16	Casual Rustic
Landmark Wood	WL-42	Wilsonart 7981K-12	Soft Grain
Natural Cerise	WL-43	Formica 8863-58	Matte
Natural Recon	WL-44	Wilsonart 7996-38	Fine Velvet Texture
Pecan Woodline	WL-45	Formica 5883-58	Matte

To specify the wood grain laminate required simply add the Order Code WL_ to the model number of the product.

Samples and specific technical data is available from your local sales representative or by contacting Nienkämper’s Customer Service department at **800.668.9318**.

P-LAM

COLORED P-LAM


Both Taper and Self edge profiles are available with a colored laminate top.

Laminate edging on Taper tops. Edging will match the top surface and is applied before the surface laminate. By applying the laminate in this way, the seam is positioned horizontally, which makes it much less conspicuous and more durable.

Wood edging on Self and Taper Edge tops are applied before the laminate. By applying the wood edge in this way, the wood edge thickness is concealed, while providing the durability required. Wood species and finishes for edging can be selected from page 8.


For laminates specified outside of Nienkämper’s standard selection, specify the manufacturer as well as the description and model number of the laminate selected at the time of order. For Facet edge tops, the laminate must be a post-forming grade.

Translucent edging on Self and Taper edge tops is applied after the surface laminate. The translucent edge is very durable. Clear translucent edge provides a good match with most white-colored laminates, while a silver translucent edge provides a metallic look and contrast to colored plastic laminates.



P-Lam top & Self edge


*An unavoidable, thin dark line will be visible when specifying a matching p.lam edge. This is more pronounced with light colored laminates



P-Lam top & Translucent Self edge



Wood Grain P-Lam top & silver Translucent Self edge



P-Lam top & solid wood Facet edge

Colored Plastic Laminates Surface	Order Code	Manufacturer #	Finish
Gray (Nienkämper - Light Gray/Putty)	CL-01	Wilsonart 1500-60	Matte
Platinum Gray (Nienkämper - Medium Gray/Clay)	CL-02	Nevamar S6023T	Textured
Slate Grey (Nienkämper - Dark Gray)	CL-03	Wilsonart D91-60	Matte
Black	CL-04	Wilsonart 1595-60	Matte
Angel White	CL-05	Pionite SW-826SD	Textured/ Suede
Frosty White	CL-06	Wilsonart 1573-60	Matte
White (for writable surface)	Contact customer service for details 800.668.9318		Gloss

Add the order code behind the edge profile when specifying.

P-LAM

FINGERPRINT RESISTANT P-LAM

Fingerprint Resistant Plastic Laminate is an innovative material created for interior design applications and is suitable for both vertical and horizontal interior applications on our Nienkämper furniture.

The external surface of Fingerprint Resistant Plastic Laminate involves the use of nanotechnology made possible by next generation acrylic resins.

The unique composition offers extraordinary features coupled with a unique user experience. These include an ultra matte surface (eliminating glare), an ultra sofa feel, an anti-fingerprint surface, thermal healing of micro-scratches, increased durability as well as anti-bacterial and mold-resistant properties.

Edgeband matching all Fingerprint Resistant Plastic Laminate colors is only available when specifying a Taper edge. For Self edge tops 1" and 1 1/4" thick, matching edgeband are only available in Black (RL-01) and White (RL-03). When a matching edgeband is not available, the specified surface laminate is used on the edge. **Contact Customer Service for more details 800.668-9318.**

There is a 20% upcharge on our standard plastic laminate table pricing for Fingerprint Resistant Plastic Laminate.

Colored "Fingerprint Resistant" Plastic Laminate Surface	Order Code	Finish
Black	RL-01	Matte
Gray	RL-02	Matte
White	RL-03	Matte
Sand	RL-04	Matte
Brown	RL-05	Matte
Clay	RL-06	Matte
Beige	RL-07	Matte
Ash	RL-08	Matte
Smoke	RL-09	Matte

Edgeband to Match with Colored "Fingerprint Resistant" Plastic Laminate	Thickness	Order Code
Black	3/4", 1", 1-1/4"	RE-01
Gray	3/4"	RE-02
White	3/4", 1", 1-1/4"	RE-03
Sand	3/4"	RE-04
Brown	3/4"	RE-05
Clay	3/4"	RE-06
Beige	3/4"	RE-07
Ash	3/4"	RE-08
Smoke	3/4"	RE-09

POWDER COAT FINISHES

Powder coat paint is a premium finish used for its exceptional durability and refined appearance. Applied as a dry powder and cured under heat, it forms a tough, uniform surface that resists chipping, scratching, and fading—ideal for commercial environments. Nienkämper offers a curated palette of 18 color variations to suit any project.




PC-01 Nienkämper Silver




PC-02 Champagne




PC-03 Light Bronze



PC-04 Standard (Dark) Bronze



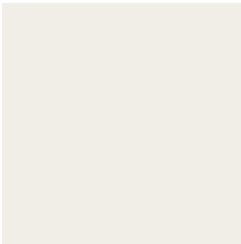
PC-06 Black Jack



PC-07 Warm White



PC-09 Red




PC-12 Cool White



PC-14 Pure Orange




PC-16 Lime



PC-17 Sky Blue




PC-18 Cobalt Blue




PC-22 Charcoal Gray (Matte)




PC-24 Matte Red Clay




PC-25 Cream



PC-26 Mulberry (Matte)



PC-27 Forest Green (Matte)



PC-28 Mustard (Matte)

EDGE DETAILS - CONFERENCE TABLES

Conference tables with tops that are 1¼" thick offer eight edge profiles to choose from.
To specify an edge profile, add the corresponding code after the table model number:

Facet Edge: add "FC"

Taper Edge: add "TE"

Flowform Edge: add "FF"

Reverse Bevel Edge: add "RB"

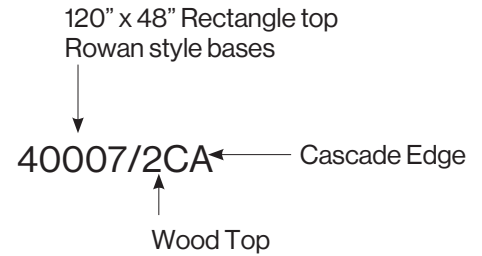
Camber Edge: add "CE"

Self Edge: add "SE"

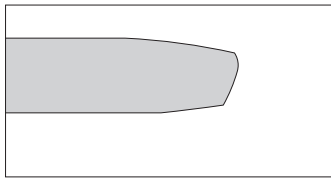
Self Edge with Exposed Plywood: add "SE-P"

Cascade Edge: add "CA"

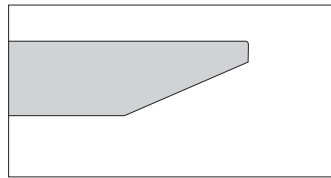
- Flowform Edge, Camber Edge, Cascade Edge, and Exposed Plywood Self Edge require a 5% upcharge.
- Flowform, Camber, and Cascade edges are veneer-wrapped and are not available with plastic laminate.
- Rectangle, Boat, and Vista tops specified with a Flowform Edge have this profile on the two long sides only, with Self Edges on the two ends.
- Cascade Edge is not compatible with table shapes that have radius "soft" corners, super-ellipse shapes, or racetrack shapes.
- Camber Edge includes a standard 8" radius corner on Rectangle, Boat, Square, and Vista top shapes.



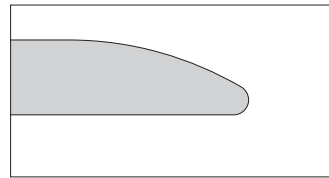
EXAMPLE



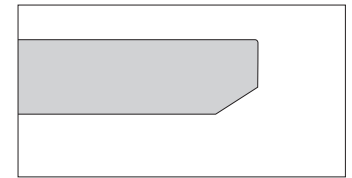
Facet Edge "FC"




Taper Edge "TE"




Flowform Edge "FF"




Reverse Bevel Edge "RB"



Facet Edge - specify "FC"



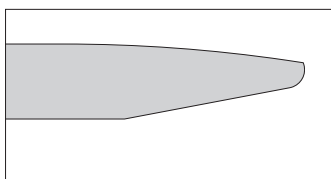
Taper Edge - specify "TE"



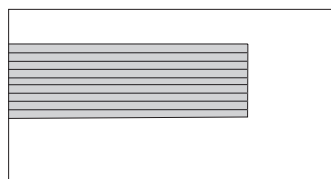
Flowform Edge - specify "FF"



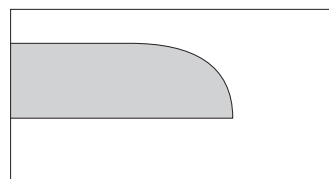
Reverse Bevel Edge - specify "RB"




Camber Edge "CE"



Self Edge "SE" / Self Edge with
Exposed Plywood Core "SE-P"



Cascade Edge "CA"



Camber Edge - specify "CE"



Self "SE" / Self with Exposed
Plywood Core "SE-P"



Cascade Edge - specify "CA"

GATEWAY™ CONFERENCE & STAND ALONE TABLES

FEATURES & OPTIONS

Top Options:

Dimensions:

- 3 table heights are standard to Gateway Tables, 22" (lounge height) (Square & Round table only), 29" (standard work height) and 38" (standing height).
- Table widths: 30" - 54"
- Table lengths are available from 60" - 240"
- Top thickness is 1¼"

Top Shapes:

- Standard top shapes are Round, Soft Square (6" radius corner), Boat, Racetrack, Soft Rectangle (6" radius corner), Super Ellipse, Closed Vista, Boomerang.

Edges:

- 2" taper edge is standard but all standard Nienkämper edges are also available.
- Edge material may be solid wood or translucent plastic.

Material /Finishes:

- Gateway table tops are available in all Nienkämper high quality veneers and finishes.
- All standard plastic laminates are also offered.



Connectivity Options:

- Tables can be specified with a variety of power/data/video/audio solutions for singular and group requirement.
- The system can also be customized to suite customer specific equipment. Contact customer service for details at **800.668-9318**.



Vox® M Forum



SIMPLE PopUp
Forum



SIMPLE Forum



Vox® Double Sided
Forum

Base Features & Options:

Dimensions:

- Gateway tables have 3 distinct base styles: 2 prong angled, 2 prong straight and cruciform.
- Bases are available in 24" and 34" wide sizes.

Finishes:

- Bases are standard with a mirror polished finish.
- Bases are available in all standard Nienkämper powder coat colors.

Wire Management:

- All Gateway fixed height bases allow for wires to pass through their support post and out the base foot to the floor.
- Standard Nienkämper cable conduit also available, see page 247 for pricing.

Post



Foot
Assembly



GATEWAY™ SMALL TABLES
ROUND SHAPE | SQUARE WITH ROUND CORNERS



Specify edge type: add the two letter code after the model number



Taper Edge (TE)



Self Edge (SE)



Facet Edge (FE)



Flowform Edge "FF"
5% upcharge
laminate not available

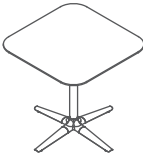


Camber Edge "CE"
5% upcharge
laminate not available

Standard Height (29")



L"	X	D"	Top Finish	Top Sections	Model Number	List Price
24	24		Veneer	1	42161/2	4,295
24	24		Laminate	1	42161/5	4,135
30	30		Veneer	1	42162/2	4,765
30	30		Laminate	1	42162/5	4,495
36	36		Veneer	1	42163/2	5,215
36	36		Laminate	1	42163/5	4,855
42	42		Veneer	1	42164/2	5,880
42	42		Laminate	1	42164/5	5,265
48	48		Veneer	1	42165/2	6,325
48	48		Laminate	1	42165/5	5,540



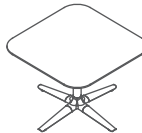
* Based on a chair width of 25"

L"	X	D"	Sugg Seat Capacity	Top Finish	Top Sections	Model Number	List Price
24	24			Veneer	1	42171/2	4,295
24	24			Laminate	1	42171/5	4,135
30	30			Veneer	1	42172/2	4,765
30	30			Laminate	1	42172/5	4,495
36	36			Veneer	1	42173/2	5,215
36	36			Laminate	1	42173/5	4,855
42	42			Veneer	1	42174/2	5,880
42	42			Laminate	1	42174/5	5,265

Lounge Height (22")



L"	X	D"	Top Finish	Top Sections	Model Number	List Price
24	24		Veneer	1	42166/2	4,295
24	24		Laminate	1	42166/5	4,135
30	30		Veneer	1	42167/2	4,765
30	30		Laminate	1	42167/5	4,495
36	36		Veneer	1	42168/2	5,215
36	36		Laminate	1	42168/5	4,855
42	42		Veneer	1	42169/2	5,880
42	42		Laminate	1	42169/5	5,265
48	48		Veneer	1	42170/2	6,325
48	48		Laminate	1	42170/5	5,540



L"	X	D"	Top Finish	Top Sections	Model Number	List Price
24	24		Veneer	1	42176/2	4,295
24	24		Laminate	1	42176/5	4,135
30	30		Veneer	1	42177/2	4,765
30	30		Laminate	1	42177/5	4,495
36	36		Veneer	1	42178/2	5,215
36	36		Laminate	1	42178/5	4,855
42	42		Veneer	1	42179/2	5,880
42	42		Laminate	1	42179/5	5,265

GATEWAY™ CONFERENCE TABLES
BOAT SHAPE



Specify edge type: add the two letter code after the model number



Taper Edge (TE)



Self Edge (SE)



Facet Edge (FE)



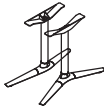
Flowform Edge "FF"
5% upcharge
laminate not available



Camber Edge "CE"
5% upcharge
laminate not available

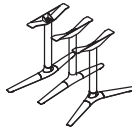
Table height= 29"

2 Bases



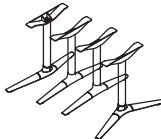
L"	X	D"	Sugg Seat Capacity	Top Finish	Top Sections	Model Number	List Price
* Based on a chair width of 25"							
60	30	4-6	Veneer	1	42041/2	6,745	
60	30	4-6	Laminate	1	42041/5	6,155	
72	30	4-6	Veneer	1	42181/2	7,315	
72	30	4-6	Laminate	1	42181/5	6,440	
72	36	6-8	Veneer	1	42042/2	7,700	
72	36	6-8	Laminate	1	42042/5	6,690	
84	36	6-8	Veneer	1	42182/2	8,095	
84	36	6-8	Laminate	1	42182/5	6,965	
84	42	6-8	Veneer	1	42043/2	8,520	
84	42	6-8	Laminate	1	42043/5	7,170	
96	42	6-8	Veneer	1	42044/2	8,960	
96	42	6-8	Laminate	1	42044/5	7,455	
96	48	6-8	Veneer	1	42045/2	9,465	
96	48	6-8	Laminate	1	42045/5	7,655	
108	42	8-10	Veneer	2	42046/2	9,675	
108	42	8-10	Laminate	2	42046/5	7,915	
108	48	8-10	Veneer	2	42047/2	10,230	
108	48	8-10	Laminate	2	42047/5	8,290	
120	42	8-10	Veneer	2	42048/2	10,115	
120	42	8-10	Laminate	2	42048/5	8,155	
120	48	8-10	Veneer	2	42049/2	10,745	
120	48	8-10	Laminate	2	42049/5	8,490	
120	54	8-10	Veneer	2	42050/2	11,295	
120	54	8-10	Laminate	2	42050/5	8,810	

3 Bases



L"	X	D"	Sugg Seat Capacity	Top Finish	Top Sections	Model Number	List Price
* Based on a chair width of 25"							
132	48	10-12	Veneer	2	42051/2	13,160	
132	48	10-12	Laminate	2	42051/5	10,685	
132	54	10-12	Veneer	2	42052/2	13,795	
132	54	10-12	Laminate	2	42052/5	11,045	
144	48	10-12	Veneer	2	42053/2	13,660	
144	48	10-12	Laminate	2	42053/5	10,945	
144	54	10-12	Veneer	2	42054/2	14,360	
144	54	10-12	Laminate	2	42054/5	11,285	
156	48	12-14	Veneer	2	42056/2	14,235	
156	48	12-14	Laminate	2	42056/5	11,285	
156	54	12-14	Veneer	2	42057/2	15,040	
156	54	12-14	Laminate	2	42057/5	11,725	
168	48	12-14	Veneer	2	42059/2	15,515	
168	48	12-14	Laminate	2	42059/5	12,320	
168	54	12-14	Veneer	2	42060/2	16,425	
168	54	12-14	Laminate	2	42060/5	12,840	
180	54	14-16	Veneer	3	42062/2	17,070	
180	54	14-16	Laminate	3	42062/5	13,150	

4 Bases



192	54	14-16	Veneer	4	42064/2	17,765
192	54	14-16	Laminate	4	42064/5	13,540
204	54	16-18	Veneer	4	42066/2	18,350
204	54	16-18	Laminate	4	42066/5	13,935
216	54	16-18	Veneer	4	42068/2	18,940
216	54	16-18	Laminate	4	42068/5	14,290
228	54	16-18	Veneer	4	42183/2	19,995
228	54	16-18	Laminate	4	42183/5	15,085
240	54	16-18	Veneer	4	42184/2	21,050
240	54	16-18	Laminate	4	42184/5	15,885

GATEWAY™ CONFERENCE TABLES

RACETRACK SHAPE



Specify edge type: add the two letter code after the model number



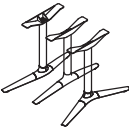
Table height= 29"

2 Bases



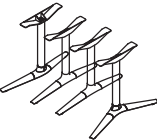
L"	X	D"	Sugg Seat Capacity	Top Finish	Top Sections	Model Number	List Price
* Based on a chair width of 25"							
60	30		4-6	Veneer	1	42101/2	6,900
60	30		4-6	Laminate	1	42101/5	6,310
72	30		4-6	Veneer	1	42185/2	7,495
72	30		4-6	Laminate	1	42185/5	6,595
72	36		4-6	Veneer	1	42102/2	7,890
72	36		4-6	Laminate	1	42102/5	6,860
84	36		6-8	Veneer	1	42186/2	8,290
84	36		6-8	Laminate	1	42186/5	7,130
84	42		6-8	Veneer	1	42103/2	8,730
84	42		6-8	Laminate	1	42103/5	7,345
96	42		6-8	Veneer	1	42104/2	9,180
96	42		6-8	Laminate	1	42104/5	7,635
96	48		6-8	Veneer	1	42105/2	9,695
96	48		6-8	Laminate	1	42105/5	7,840
108	42		8-10	Veneer	2	42106/2	9,910
108	42		8-10	Laminate	2	42106/5	8,105
108	48		8-10	Veneer	2	42107/2	10,475
108	48		8-10	Laminate	2	42107/5	8,490
120	42		8-10	Veneer	2	42108/2	10,360
120	42		8-10	Laminate	2	42108/5	8,355
120	48		8-10	Veneer	2	42109/2	11,000
120	48		8-10	Laminate	2	42109/5	8,700
120	54		8-10	Veneer	2	42110/2	11,570
120	54		8-10	Laminate	2	42110/5	9,020

3 Bases



L"	X	D"	Sugg Seat Capacity	Top Finish	Top Sections	Model Number	List Price
* Based on a chair width of 25"							
132	48		10-12	Veneer	2	42111/2	13,480
132	48		10-12	Laminate	2	42111/5	10,950
132	54		10-12	Veneer	2	42112/2	14,125
132	54		10-12	Laminate	2	42112/5	11,305
144	48		10-12	Veneer	2	42113/2	13,995
144	48		10-12	Laminate	2	42113/5	11,205
144	54		10-12	Veneer	2	42114/2	14,710
144	54		10-12	Laminate	2	42114/5	11,550
156	48		12-14	Veneer	2	42116/2	14,580
156	48		12-14	Laminate	2	42116/5	11,550
156	54		12-14	Veneer	2	42117/2	15,400
156	54		12-14	Laminate	2	42117/5	12,005
168	48		12-14	Veneer	2	42119/2	15,900
168	48		12-14	Laminate	2	42119/5	12,620
168	54		12-14	Veneer	2	42120/2	16,830
168	54		12-14	Laminate	2	42120/5	13,155
180	54		14-16	Veneer	3	42122/2	17,485
180	54		14-16	Laminate	3	42122/5	13,470

4 Bases



192	54		14-16	Veneer	4	42124/2	18,195
192	54		14-16	Laminate	4	42124/5	13,875
204	54		16-18	Veneer	4	42126/2	18,795
204	54		16-18	Laminate	4	42126/5	14,275
216	54		16-18	Veneer	4	42128/2	19,400
216	54		16-18	Laminate	4	42128/5	14,635
228	54		16-18	Veneer	4	42187/2	20,485
228	54		16-18	Laminate	4	42187/5	15,450
240	54		16-18	Veneer	4	42188/2	21,565
240	54		16-18	Laminate	4	42188/5	16,260

GATEWAY™ CONFERENCE TABLES
RECTANGLE SHAPE



Specify edge type: add the two letter code after the model number



Taper Edge (TE)



Self Edge (SE)



Facet Edge (FE)



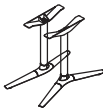
Flowform Edge "FF"
5% upcharge
laminate not available



Camber Edge "CE"
5% upcharge
laminate not available

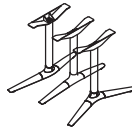
Table height= 29"

2 Bases



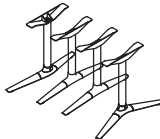
L"	X	D"	Sugg Seat Capacity	Top Finish	Top Sections	Model Number	List Price
* Based on a chair width of 25"							
60	30	4-6	Veneer	1		42199/2	6,440
60	30	4-6	Laminate	1		42199/5	5,890
72	30	4-6	Veneer	1		42200/2	6,995
72	30	4-6	Laminate	1		42200/5	6,080
72	36	4-6	Veneer	1		42201/2	7,365
72	36	4-6	Laminate	1		42201/5	6,400
84	36	6-8	Veneer	1		42202/2	7,735
84	36	6-8	Laminate	1		42202/5	6,660
84	42	6-8	Veneer	1		42203/2	8,145
84	42	6-8	Laminate	1		42203/5	6,860
96	42	6-8	Veneer	1		42204/2	8,565
96	42	6-8	Laminate	1		42204/5	7,125
96	48	6-8	Veneer	1		42205/2	9,050
96	48	6-8	Laminate	1		42205/5	7,315
108	42	8-10	Veneer	2		42206/2	9,255
108	42	8-10	Laminate	2		42206/5	7,560
108	48	8-10	Veneer	2		42207/2	9,780
108	48	8-10	Laminate	2		42207/5	7,930
120	42	8-10	Veneer	2		42208/2	9,675
120	42	8-10	Laminate	2		42208/5	7,800
120	48	8-10	Veneer	2		42209/2	10,270
120	48	8-10	Laminate	2		42209/5	8,125
120	54	8-10	Veneer	2		42210/2	10,800
120	54	8-10	Laminate	2		42210/5	8,425

3 Bases



L"	x	D"	Sugg Seat Capacity	Top Finish	Top Sections	Model Number	List Price
* Based on a chair width of 25"							
132	48	10-12	Veneer	2		42211/2	12,580
132	48	10-12	Laminate	2		42211/5	10,220
132	54	10-12	Veneer	2		42212/2	13,180
132	54	10-12	Laminate	2		42212/5	10,550
144	48	10-12	Veneer	2		42213/2	13,065
144	48	10-12	Laminate	2		42213/5	10,460
144	54	10-12	Veneer	2		42214/2	13,725
144	54	10-12	Laminate	2		42214/5	10,785
156	48	12-14	Veneer	2		42215/2	13,610
156	48	12-14	Laminate	2		42215/5	10,785
156	54	12-14	Veneer	2		42216/2	14,375
156	54	12-14	Laminate	2		42216/5	11,205
168	48	12-14	Veneer	2		42217/2	14,840
168	48	12-14	Laminate	2		42217/5	11,780
168	54	12-14	Veneer	2		42218/2	15,705
168	54	12-14	Laminate	2		42218/5	12,275
180	54	14-16	Veneer	3		42219/2	16,320
180	54	14-16	Laminate	3		42219/5	12,570

4 Bases



192	54	14-16	Veneer	4		42220/2	16,980
192	54	14-16	Laminate	4		42220/5	12,950
204	54	16-18	Veneer	4		42221/2	17,545
204	54	16-18	Laminate	4		42221/5	13,325
216	54	16-18	Veneer	4		42222/2	18,110
216	54	16-18	Laminate	4		42222/5	13,660
228	54	16-18	Veneer	4		42223/2	19,120
228	54	16-18	Laminate	4		42223/5	12,980
240	54	16-18	Veneer	4		42224/2	20,125
240	54	16-18	Laminate	4		42224/5	13,665

GATEWAY™ CONFERENCE TABLES
RECTANGLE SHAPE WITH SOFT CORNERS (6" RADIUS)



Specify edge type: add the two letter code after the model number



Taper Edge (TE)



Self Edge (SE)



Facet Edge (FE)



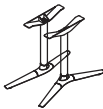
Flowform Edge "FF"
5% upcharge
laminate not available



Camber Edge "CE"
5% upcharge
laminate not available

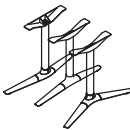
Table height= 29"

2 Bases



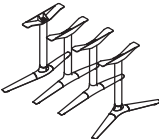
L"	X	D"	Sugg Seat Capacity	Top Finish	Top Sections	Model Number	List Price
* Based on a chair width of 25"							
60	30	4-6	Veneer	1		42011/2	6,570
60	30	4-6	Laminate	1		42011/5	6,005
72	30	4-6	Veneer	1		42189/2	7,135
72	30	4-6	Laminate	1		42189/5	6,205
72	36	4-6	Veneer	1		42012/2	7,510
72	36	4-6	Laminate	1		42012/5	6,530
84	36	6-8	Veneer	1		42190/2	7,895
84	35	6-8	Laminate	1		42190/5	6,790
84	42	6-8	Veneer	1		42013/2	8,310
84	42	6-8	Laminate	1		42013/5	6,995
96	42	6-8	Veneer	1		42014/2	8,740
96	42	6-8	Laminate	1		42014/5	7,270
96	48	6-8	Veneer	1		42015/2	9,230
96	48	6-8	Laminate	1		42015/5	7,465
108	42	8-10	Veneer	2		42016/2	9,435
108	42	8-10	Laminate	2		42016/5	7,715
108	48	8-10	Veneer	2		42017/2	9,975
108	48	8-10	Laminate	2		42017/5	8,085
120	42	8-10	Veneer	2		42018/2	9,865
120	42	8-10	Laminate	2		42018/5	7,955
120	48	8-10	Veneer	2		42019/2	10,475
120	48	8-10	Laminate	2		42019/5	8,285
120	54	8-10	Veneer	2		42020/2	11,015
120	54	8-10	Laminate	2		42020/5	8,590

3 Bases



L"	x	D"	Sugg Seat Capacity	Top Finish	Top Sections	Model Number	List Price
* Based on a chair width of 25"							
132	48	10-12	Veneer	2		42021/2	12,835
132	48	10-12	Laminate	2		42021/5	10,425
132	54	10-12	Veneer	2		42022/2	13,450
132	54	10-12	Laminate	2		42022/5	10,765
144	48	10-12	Veneer	2		42023/2	13,325
144	48	10-12	Laminate	2		42023/5	10,670
144	54	10-12	Veneer	2		42024/2	14,005
144	54	10-12	Laminate	2		42024/5	11,000
156	48	12-14	Veneer	2		42026/2	13,885
156	48	12-14	Laminate	2		42026/5	11,000
156	54	12-14	Veneer	2		42027/2	14,665
156	54	12-14	Laminate	2		42027/5	11,430
168	48	12-14	Veneer	2		42029/2	15,140
168	48	12-14	Laminate	2		42029/5	12,015
168	54	12-14	Veneer	2		42030/2	16,025
168	54	12-14	Laminate	2		42030/5	12,525
180	54	14-16	Veneer	3		42032/2	16,650
180	54	14-16	Laminate	3		42032/5	12,825

4 Bases



192	54	14-16	Veneer	4		42034/2	17,325
192	54	14-16	Laminate	4		42034/5	13,210
204	54	16-18	Veneer	4		42036/2	17,900
204	54	16-18	Laminate	4		42036/5	13,595
216	54	16-18	Veneer	4		42038/2	18,475
216	54	16-18	Laminate	4		42038/5	13,935
228	54	16-18	Veneer	4		42191/2	19,505
228	54	16-18	Laminate	4		42191/5	13,245
240	54	16-18	Veneer	4		42192/2	20,535
240	54	16-18	Laminate	4		42192/5	13,940

GATEWAY™ CONFERENCE TABLES
SUPER ELLIPSE SHAPE



Specify edge type: add the two letter code after the model number



Taper Edge (TE)



Self Edge (SE)



Facet Edge (FE)



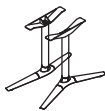
Flowform Edge "FF"
5% upcharge
laminate not available



Camber Edge "CE"
5% upcharge
laminate not available

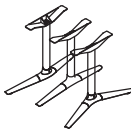
Table height= 29"

2 Bases



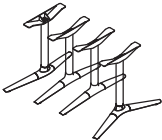
L"	X	D"	Sugg Seat Capacity	Top Finish	Top Sections	Model Number	List Price
* Based on a chair width of 25"							
60	30	4-6	Veneer	1		42071/2	7,070
60	30	4-6	Laminate	1		42071/5	6,455
72	30	4-6	Veneer	1		42193/2	7,680
72	30	4-6	Laminate	1		42193/5	6,670
72	36	6-8	Veneer	1		42072/2	8,075
72	36	6-8	Laminate	1		42072/5	7,015
84	36	6-8	Veneer	1		42194/2	8,485
84	36	6-8	Laminate	1		42194/5	7,150
84	42	6-8	Veneer	1		42073/2	8,935
84	42	6-8	Laminate	1		42073/5	7,520
96	42	6-8	Veneer	1		42074/2	9,400
96	42	6-8	Laminate	1		42074/5	7,820
96	48	6-8	Veneer	1		42075/2	9,925
96	48	6-8	Laminate	1		42075/5	8,025
108	42	8-10	Veneer	2		42076/2	10,145
108	42	8-10	Laminate	2		42076/5	8,295
108	48	8-10	Veneer	2		42077/2	10,730
108	48	8-10	Laminate	2		42077/5	8,695
120	42	8-10	Veneer	2		42078/2	10,605
120	42	8-10	Laminate	2		42078/5	8,550
120	48	8-10	Veneer	2		42079/2	11,270
120	48	8-10	Laminate	2		42079/5	8,905
120	54	8-10	Veneer	2		42080/2	11,845
120	54	8-10	Laminate	2		42080/5	9,235

3 Bases



L"	X	D"	Sugg Seat Capacity	Top Finish	Top Sections	Model Number	List Price
* Based on a chair width of 25"							
132	48	10-12	Veneer	2		42081/2	13,805
132	48	10-12	Laminate	2		42081/5	11,205
132	54	10-12	Veneer	2		42082/2	14,460
132	54	10-12	Laminate	2		42082/5	11,575
144	48	10-12	Veneer	2		42083/2	14,325
144	48	10-12	Laminate	2		42083/5	11,480
144	54	10-12	Veneer	2		42084/2	15,065
144	54	10-12	Laminate	2		42084/5	11,835
156	48	12-14	Veneer	2		42086/2	14,930
156	48	12-14	Laminate	2		42086/5	11,835
156	54	12-14	Veneer	2		42087/2	15,770
156	54	12-14	Laminate	2		42087/5	12,300
168	48	12-14	Veneer	2		42089/2	16,275
168	48	12-14	Laminate	2		42089/5	12,925
168	54	12-14	Veneer	2		42090/2	17,230
168	54	12-14	Laminate	2		42090/5	13,470
180	54	14-16	Veneer	3		42092/2	17,905
180	54	14-16	Laminate	3		42092/5	13,795

4 Bases



192	54	14-16	Veneer	4		42094/2	18,625
192	54	14-16	Laminate	4		42094/5	14,205
204	54	16-18	Veneer	4		42096/2	19,245
204	54	16-18	Laminate	4		42096/5	14,620
216	54	16-18	Veneer	4		42098/2	19,870
216	54	16-18	Laminate	4		42098/5	14,980
228	54	16-18	Veneer	4		42195/2	20,975
228	54	16-18	Laminate	4		42195/5	15,815
240	54	16-18	Veneer	4		42196/2	22,085
240	54	16-18	Laminate	4		42196/5	16,650

GATEWAY™ CONFERENCE TABLES
VISTA SHAPE (CLOSED) SHAPE



Specify edge type: add the two letter code after the model number



Taper Edge (TE)



Self Edge (SE)



Facet Edge (FE)



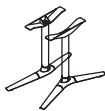
Flowform Edge "FF"
5% upcharge
laminate not available



Camber Edge "CE"
5% upcharge
laminate not available

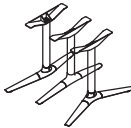
Table height= 29"

2 Bases



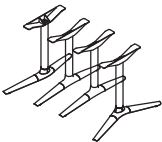
L"	X	D"	Sugg Seat Capacity	Top Finish	Top Sections	Model Number	List Price
* Based on a chair width of 25"							
96	33-48	6-8		Veneer	1	42135/2	10,365
96	33-48	6-8		Laminate	1	42135/5	8,375
108	33-48	8-10		Veneer	2	42137/2	11,205
108	33-48	8-10		Laminate	2	42137/5	9,075
120	33-48	8-10		Veneer	2	42139/2	11,745
120	33-48	8-10		Laminate	2	42139/5	9,280
120	38-54	8-10		Veneer	2	42140/2	12,345
120	38-54	8-10		Laminate	2	42140/5	9,640

3 Bases



L"	X	D"	Sugg Seat Capacity	Top Finish	Top Sections	Model Number	List Price
* Based on a chair width of 25"							
132	33-48	10-12		Veneer	2	42141/2	14,400
132	33-48	10-12		Laminate	2	42141/5	11,710
132	38-54	10-12		Veneer	2	42142/2	15,100
132	38-54	10-12		Laminate	2	42142/5	12,070
144	33-48	10-12		Veneer	2	42143/2	14,955
144	33-48	10-12		Laminate	2	42143/5	11,960
144	38-54	10-12		Veneer	2	42144/2	15,700
144	38-54	10-12		Laminate	2	42144/5	12,335
156	33-48	12-14		Veneer	2	42146/2	15,585
156	33-48	12-14		Laminate	2	42146/5	12,335
156	38-54	12-14		Veneer	2	42147/2	16,440
156	38-54	12-14		Laminate	2	42147/5	12,820
168	33-48	12-14		Veneer	2	42149/2	16,970
168	33-48	12-14		Laminate	2	42149/5	13,470
168	38-54	12-14		Veneer	2	42150/2	17,940
168	38-54	12-14		Laminate	2	42150/5	14,040
180	38-54	14-16		Veneer	3	42152/2	18,685
180	38-54	14-16		Laminate	3	42152/5	14,380

4 Bases



192	38-54	14-16		Veneer	4	42154/2	19,440
192	38-54	14-16		Laminate	4	42154/5	14,805
204	38-54	16-18		Veneer	4	42156/2	20,080
204	38-54	16-18		Laminate	4	42156/5	15,235
216	38-54	16-18		Veneer	4	42158/2	20,740
216	38-54	16-18		Laminate	4	42158/5	15,615
228	38-54	16-18		Veneer	4	42197/2	21,895
228	38-54	16-18		Laminate	4	42197/5	16,485
240	38-54	16-18		Veneer	4	42198/2	23,050
240	38-54	16-18		Laminate	4	42198/5	17,360

GATEWAY™ CONFERENCE TABLES
BOOMERANG



Specify edge type: add the two letter code after the model number



Taper Edge (TE)



Self Edge (SE)



Facet Edge (FE)



Flowform Edge "FF"
5% upcharge
laminates not available



Camber Edge "CE"
5% upcharge
laminates not available

— CND ONLY —

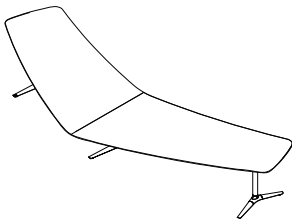
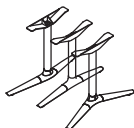
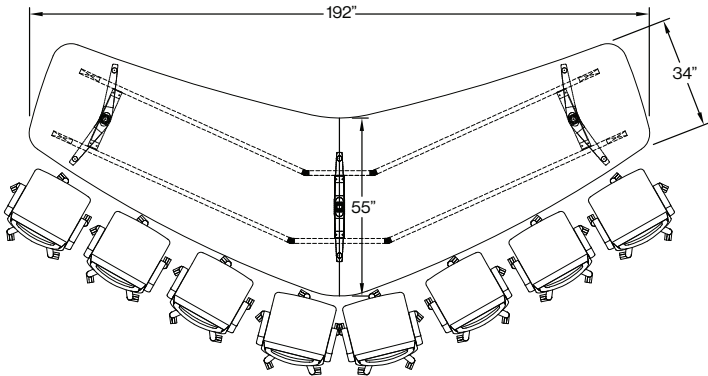
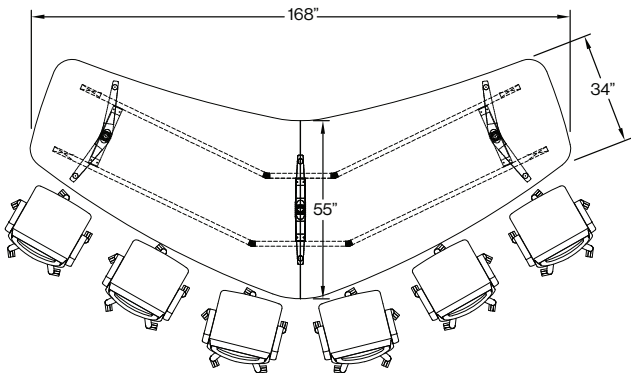
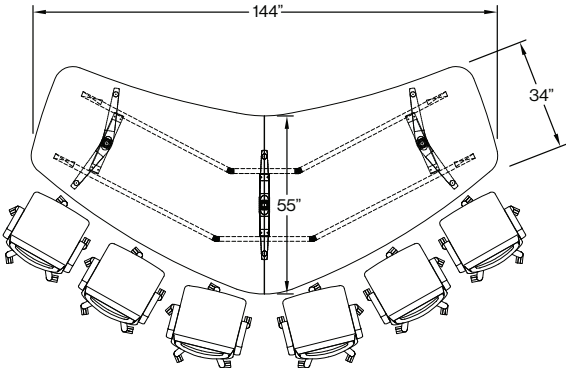


Table height= 29"

3 Bases



L"	X	D"	Sugg Seat Capacity	Top Finish	Top Sections	Model Number	List Price
* Based on a chair width of 25"							
144	55/34	6-8	Veneer	2	42001/2	17,630	
144	55/34	6-8	Laminate	2	42001/5	14,065	
168	55/34	10-12	Veneer	2	42002/2	19,925	
168	55/34	10-12	Laminate	2	42002/5	15,760	
192	55/34	10-12	Veneer	2	42003/2	21,860	
192	55/34	10-12	Laminate	2	42003/5	17,085	



Standard Features:

- Tops are 1¼" thick and available in all Nienkämper veneers, stains, finishes, and plastic laminates.
- Aluminum bases are standard with mirror polish; all standard Nienkämper powder-coat finishes are also available. Contact Customer Service at 800.668.9318
- Tables are offered in three sizes.
- 6" radius (soft) corners are standard.
- Two soft-tread, non-marring casters.
- Boomerang-shaped tables are compatible with all Vox® Forums.
- Cables travel through the leg and exit through a 1¼" opening in the bottom of the foot casting, accommodating 1-2 cables.
- For higher cable capacity, a cable conduit should be selected

TERMS AND CONDITIONS OF SALE

PRICES

All prices are list prices, FOB our Toronto Factory- freight charges are extra. Packing and/ or crating is available, if required, upcharges apply.

Due to existing conditions in regard to cost of labor and materials, we reserve the right to change prices without notice.

TERMS

Net 30 days from date of invoice to accredited buyers. Two per cent (2%) interest charged monthly on overdue accounts. Deposit of 50% is required with order. Terms will be established upon credit evaluation. Due to delays in processing references, first orders may be treated as C.B.D. orders.

ORDER CONFIRMATION

Orders are accepted upon issuance of our order confirmation and are subject to the terms set forth therein; notwithstanding any variance from the terms of the buyer's order form.

Nienkämper is not liable for any delay or failure to deliver caused by labor or transportation difficulties, accidents, acts of God, failure of sources of supply, or other causes beyond our control, and changes will affect the delivery date.

CHANGE OF ORDERS OR CANCELLATIONS

Changes or cancellations are subject to our ability to conform. A charge will be levied against canceled or changed orders based on costs already incurred by Nienkämper. All changes must be in writing and submitted on a revised purchase order. Changes will affect the delivery date.

STORAGE

If goods cannot be accepted when ready, we may transfer them to storage (which is to be deemed as delivery for invoice purposes). The customer accepts risks and will be charged at prevailing rates.

FREIGHT

All prices are list prices, FOB our Toronto Factory- freight charges are extra.

Packing and/or crating are available, if required, upcharges apply.

CLAIMS

All furniture is given to the carrier and signed for in good condition. It is the responsibility of the receiver to sign for the goods in the presence of the carrier and note the condition in which they are received. Freight claims should be filed with the carrier.

WARRANTY

There are no express or implied warranties, conditions and obligations of the manufacturer, whether statutory or otherwise that extend beyond the description on the face hereof. Our furniture is made to the highest standard and is warranted free from defects of material and workmanship for five years from the date of delivery. During the warranty period we will repair or replace such merchandise as shall prove to be defective, during normal usage in accordance with manufacturer's specifications. The manufacturer shall not be liable for defect wholly attributable to normal manufacturing process. Replacement or repair of the Product shall be the sole remedy of the Customer, and the manufacturer shall not be liable for any direct, indirect, incidental, or consequential loss or damage suffered by the Customer by reason of any defect in workmanship or manufacture of the Product or inability to use the Product. Moreover, this warranty does not cover accidental damage, abuse, alteration, ordinary wear and tear of Goods, negligence and misuse nor variations over which we have no control such as heat or humidity or damage to which the Goods are connected that is not attributable to the failure of the goods themselves. This warranty is null and void when the product is installed with hardware other than that supplied and/or when installed differently than recommended in the installation guide. Modification to the product or hardware may result in failure of the product and cause damage and/or injury.

WOOD FINISHES

Nienkämper offers a wide variety of standard light finishes on cherry, mahogany and figured anagre wood veneers, and a clear natural finish on figured anagre, figured sycamore, maple, bird's eye maple and curly maple.

Light finishes do not mask the grain and other characteristics of each wood species. It is important to understand that pieces of the same type of wood will not look identical when a light finish is used. The appearance of the finish will also depend on the natural color of the veneer. Cherry darkens over time as the wood ages. Pin knots and gum pockets are inherent traits.

Wood is a naturally variable raw material; its variances are not within the furniture manufacturer's control and are therefore not considered defects under this warranty.