

nienkämpfer

STORAGE & CASEGOODS

SIMPLE CREDENZA



2026

Prices include freight charges, blanket wrapped, dock delivered, from the manufacturing source to any location in the contiguous United States. Packing and/or crating are available, if required, upcharges apply.

veneers

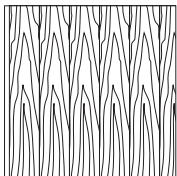
All wood surfaces are protected with a durable polyurethane clear lacquer with UV inhibitor. This finish is known for its exceptional durability, as well as abrasion, chemical, impact and scratch resistance. Standard sheen level is 45 degrees. Optional matte, 5, 10 and 35 degree sheen levels are available on request at no additional cost.

Wood Species	Order Code	Veneer/Stain	Upcharge
Maple	F-01	Natural Maple	No upcharge applies.
	F-02	Natural Curly Maple - Rotary Cut	Add 15%.
	F-03	Natural Bird's Eye Maple - Rotary Cut	Call Customer Service for pricing.
	F-04	Maple Stained Pear	No upcharge applies.
Cherry	F-05	Natural Cherry	No upcharge applies.
	F-06	Standard Cherry	No upcharge applies.
	F-07	Cherry Stained Amber	No upcharge applies.
	F-08	Cherry Stained Auburn	No upcharge applies.
	F-09	Cherry Stained Burgundy	No upcharge applies.
Mahogany	F-10	Light Mahogany	No upcharge applies.
	F-11	Medium Mahogany	No upcharge applies.
	F-12	Dark Mahogany	No upcharge applies.
	F-13	Red Mahogany	No upcharge applies.
Anagré	F-14	Natural Figured Anagré - Qtr. Cut Book-Match	Add 15%.
	F-15	Figured Anagré Stained Amber - Qtr. Cut Book-Match	Add 15%.
Sycamore	F-16	Natural Figured Sycamore - Qtr. Cut Book-Match	Add 15%.
Walnut	F-17	Burnt Walnut	No upcharge applies.
	F-19	Natural Walnut- Flat Cut Book-Match	No upcharge applies.
	F-19FM	Natural Walnut- Flat Cut Book-Match (matte sheen)	No upcharge applies.
	F-27F	Creamy Walnut- Flat Cut Book-Match (10° sheen)	No upcharge applies.
	F-27R	Creamy Walnut - Rift Cut Slip-Match (10° sheen)	Add 5%
	F-28	Tawny Walnut	No upcharge applies.
	F-31FM	Autumn Walnut- Flat Cut Book-Match (matte sheen)	No upcharge applies.
	F-31RM	Autumn Walnut - Rift Cut Slip-Match (matte sheen)	Add 5%
Oak	F-18F	Natural White Oak - Flat Cut Book-Match (10° sheen)	No upcharge applies.
	F-18R	Natural White Oak - Rift Cut Slip-Match (10° sheen)	Add 5%
	F-26	Charcoal Ash On Oak- Flat Cut Book- Match (10° sheen)	No upcharge applies.
	F-29F	Smoky Oak - Flat Cut Book-Match	No upcharge applies.
	F-29R	Smoky Oak - Rift Cut Slip-Match	Add 5%
	F-29FM	Smoky Oak - Flat Cut Book-Match (matte sheen)	No upcharge applies.
	F-29RM	Smoky Oak - Rift Cut Slip-Match (matte sheen)	Add 5%
	F-30FM	Whisper White Oak - Flat Cut Book-Match (matte sheen)	No upcharge applies.
	F-30RM	Whisper White Oak - Rift Cut Slip-Match (matte sheen)	Add 5%
	F-32FM	Cotton White Oak - Flat Cut Book-Match (matte sheen)	No upcharge applies.
	F-32RM	Cotton White Oak - Rift Cut Slip-Match (matte sheen)	Add 5%
Sapele – Ribbon Stripe	F-20	Natural Ribbon Strip Sapele - Qtr. Cut Slip-Match	No upcharge applies.
Moabi (Cherry substitute)	F-21	Natural Moabi - Quarter - Qtr. Cut Book-Match	No upcharge applies.
Cape Coast Walnut	F-22	Dark Cape Coast Walnut - Qtr. Cut Slip-Match	No upcharge applies.
	F-23	Natural Cape Coast Walnut - Qtr. Cut Slip-Match	No upcharge applies.
	F-23	Natural Cape Coast Walnut - Qtr. Cut Slip-Match	No upcharge applies.
Ash	F-25	Slate Gray Ash - Qtr. Cut Slip-Match	No upcharge applies.

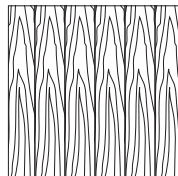
VENEER GRAIN OPTIONS

Nienkämper products utilize the best quality veneers available, and, combined with Nienkämper's patented veneering systems, create work environments of incredible quality and beauty.


All veneer furniture comes standard with flat cut book-match veneer; flat cut slip-match veneer can also be specified. Quarter cut slip-match and quarter cut book-match veneers are available at a 5% upcharge. Figured Anagré and Figured Sycamore veneers are Quarter cut book-matched. Bird's Eye Maple and Curly Maple are rotary cut. Facet Edge, Taper edge, Flowform, Camber and Self edge tops with veneer are manufactured with a solid wood edge. All edges are then veneer wrapped to create a seamless profile top.




Standard V1
Flat Cut Book-Match



Flat Cut Slip-Match V2



Quarter Cut Slip-Match V3
Add 5%



Quarter Cut Book-Match V4
Add 5%

Wood grain plastic laminate surfaces are available on tops with Self edges.

These tops are manufactured with a solid wood edge that is applied prior to the laminate top surface. This method conceals the thickness of the wood edge, while providing the durability required. Wood edges are selected that most closely resemble both the species and the color of the laminate chosen

Nienkämper has pre-selected a number of standard wood grain plastic laminates that represent a cross section of both color and species. Simply include the order code with the model number to make these selections. Alternatively wood grain plastic laminates selected outside of Nienkämper’s standard selection can be made by specifying the manufacturer as well as the description and model number of the laminate at the time of order.


Wood Grain Plastic Laminate Surfaces	Order Code	Manufacturer #	Finish
Hardrock Maple	WL2	Pionite WM791-SD	Textured/Suede
Monticello Maple	WL5	Wilsonart 7925-38	Fine Velvet Texture
Fusion Maple	WL13	Wilsonart 7909-60	Matte
New Age Oak	WL14	Wilsonart 7938-38	Fine Velvet Texture
Wild Cherry	WL18	Wilsonart 7054-60	Matte
River Cherry	WL19	Wilsonart 7937-38	Fine Velvet Texture
Montana Walnut	WL20	Wilsonart 7110T-78	Fine Grain
Skyline Walnut	WL26	Wilsonart 7964K-12	Soft Grain
Continental Walnut	WL-29	Wilsonart 8232K-05	Timbergrain
Neo Walnut	WL-30	Wilsonart 7991-38	Fine Velvet Texture
Walnut Heights	WL-31	Wilsonart 7965K-12	Soft Grain
Grayed Oak	WL-32	Formica 5791-PG	Pure Grain Texture
Millennium Oak	WL-33	Formica 5887-58	Matte
Aged Ash	WL-34	Formica 8844-WR	Woodbrush
Lowell Ash	WL-35	Wilsonart 7994-38	Fine Velvet Texture
Natural Ash	WL-36	Formica 8843-WR	Woodbrush
Norwegian Ash	WL-37	Wilsonart 8241-38	Fine Velvet Texture
Weathered Ash	WL-38	Formica 8842-WR	Woodbrush
Smoky Brown Pear	WL-39	Formica 5488-26	Oiled Wood
Studio Teak	WL-40	Wilsonart 7960K-18	Linearity
Fawn Cypress	WL-41	Wilsonart 8208K-16	Casual Rustic
Landmark Wood	WL-42	Wilsonart 7981K-12	Soft Grain
Natural Cerise	WL-43	Formica 8863-58	Matte
Natural Recon	WL-44	Wilsonart 7996-38	Fine Velvet Texture
Pecan Woodline	WL-45	Formica 5883-58	Matte

To specify the wood grain laminate required simply add the Order Code WL_ to the model number of the product.

Samples and specific technical data is available from your local sales representative or by contacting Nienkämper's Customer Service department at **800.668.9318**.

P-LAM

Colored Plastic Laminates Surface	Order Code	Manufacturer #	Finish
Gray (Nienkämper - Light Gray/Putty)	CL-01	Wilsonart 1500-60	Matte
Platinum Gray (Nienkämper - Medium Gray/Clay)	CL-02	Nevamar S6023T	Textured
Slate Grey (Nienkämper - Dark Gray)	CL-03	Wilsonart D91-60	Matte
Black	CL-04	Wilsonart 1595-60	Matte
Angel White	CL-05	Pionite SW-826SD	Textured/ Suede
Frosty White	CL-06	Wilsonart 1573-60	Matte



P-Lam top & Self edge

*An unavoidable, thin dark line will be visible when specifying a matching p.lam edge. This is more pronounced with light colored laminates

FINGERPRINT RESISTANT P-LAM

The external surface of Fingerprint Resistant Plastic Laminate involves the use of nanotechnology made possible by next generation acrylic resins.

The unique composition offers extraordinary features coupled with a unique user experience. These include an ultra matte surface (eliminating glare), an ultra sofa feel, an anti-fingerprint surface, thermal healing of micro-scratches, increased durability as well as anti-bacterial and mold-resistant properties.

Matching edgebands are only available in Black (RL-01) and White (RL-03). When a matching edgeband is not available, the specified surface laminate is used on the edge. **Contact Customer Service for more details 800.668-9318.**

There is a 20% upcharge on our standard plastic laminate table pricing for Fingerprint Resistant Plastic Laminate.

Colored "Fingerprint Resistant" Plastic Laminate Surface	Order Code	Finish
Black	RL-01	Matte
Gray	RL-02	Matte
White	RL-03	Matte
Sand	RL-04	Matte
Brown	RL-05	Matte
Clay	RL-06	Matte
Beige	RL-07	Matte
Ash	RL-08	Matte
Smoke	RL-09	Matte

POWDER COAT FINISHES

Powder coat paint is a premium finish used for its exceptional durability and refined appearance. Applied as a dry powder and cured under heat, it forms a tough, uniform surface that resists chipping, scratching, and fading—ideal for commercial environments. Nienkämper offers a curated palette of 18 color variations to suit any project.




PC-01 Nienkämper Silver




PC-02 Champagne




PC-03 Light Bronze



PC-04 Standard (Dark) Bronze



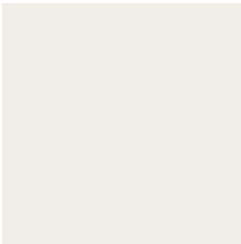
PC-06 Black Jack



PC-07 Warm White



PC-09 Red




PC-12 Cool White



PC-14 Pure Orange




PC-16 Lime



PC-17 Sky Blue



PC-18 Cobalt Blue




PC-22 Charcoal Gray (Matte)



PC-24 Matte Red Clay




PC-25 Cream



PC-26 Mulberry (Matte)



PC-27 Forest Green (Matte)



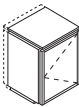
PC-28 Mustard (Matte)

SIMPLE CREDENZAS ON GLIDES

Designer – Nienkämper



Self Edge (SE)

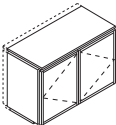


Model Number	Cabinet Finish	Top Finish	L"	X	D"	X	H"	List Price
* 36101/2	Wood	Wood	23 $\frac{3}{8}$		20		34 $\frac{1}{4}$	3,335
36101/3	Paint	Wood						2,995
36101/5	Wood	Laminate						3,170
36101/4	Paint	Laminate						2,855

Frosted Glass Doors - Add "/G" to model # and \$100 to price.

* 36111/2	Wood	Wood	23 $\frac{3}{8}$		25 $\frac{1}{8}$		34 $\frac{1}{4}$	3,800
36111/3	Paint	Wood						3,400
36111/5	Wood	Laminate						3,595
36111/4	Paint	Laminate						3,235

Frosted Glass Doors - Add "/G" to model # and \$100 to price.

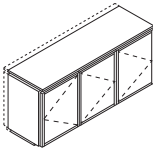


* 36102/2	Wood	Wood	47 $\frac{1}{4}$		20		34 $\frac{1}{4}$	4,425
36102/3	Paint	Wood						3,965
36102/5	Wood	Laminate						4,190
36102/4	Paint	Laminate						3,800

Frosted Glass Doors - Add "/G" to model # and \$200 to price.

* 36112/2	Wood	Wood	47 $\frac{1}{4}$		25 $\frac{1}{8}$		34 $\frac{1}{4}$	5,010
36112/3	Paint	Wood						4,500
36112/5	Wood	Laminate						4,770
36112/4	Paint	Laminate						4,295

Frosted Glass Doors - Add "/G" to model # and \$200 to price.



** 36103/2	Wood	Wood	70 $\frac{3}{8}$		20		34 $\frac{1}{4}$	6,185
36103/3	Paint	Wood						5,575
36103/5	Wood	Laminate						5,875
36103/4	Paint	Laminate						5,290

Frosted Glass Doors - Add "/G" to model # and \$300 to price.

** 36113/2	Wood	Wood	70 $\frac{3}{8}$		25 $\frac{1}{8}$		34 $\frac{1}{4}$	7,015
36113/3	Paint	Wood						6,330
36113/5	Wood	Laminate						6,665
36113/4	Paint	Laminate						6,005

Frosted Glass Doors - Add "/G" to model # and \$300 to price.

* Cabinet in 1 piece. Top in 1 piece.
** Cabinet in 2 pieces. Top in 1 piece.

SIMPLE credenzas are available in two standard depths 20" and 25 $\frac{1}{8}$ ".

Standard finish options are selected by model number:

- Wood case with wood top
- Paint case with wood top
- Wood case with laminate top
- Paint case with laminate top

Doors have chrome pull as standard.

Cabinets are built in sections not exceeding three pedestal widths with tops shipped separately. Tops longer than 118" in length are made in two pieces.

To enhance the function of your credenza a range of optional interiors can be selected from the Vox Planning Guide.

Refrigerators and Equipment racking are not available in 20" deep credenzas.

Standard features:

- One adjustable shelf per opening
- Self edge on four sides
- Single pedestal interior dimension:
25 $\frac{3}{8}$ " deep 22"w x 23 $\frac{1}{2}$ "d x 30 $\frac{5}{8}$ "
20" deep 22"w x 18 $\frac{1}{8}$ "d x 30 $\frac{5}{8}$ "

- Finished back available upon request

Model # 36104/2

SIMPLE four pedestal credenza with Natural Cherry finish.



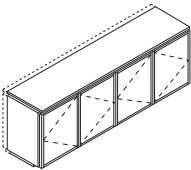
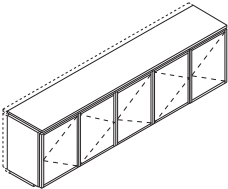
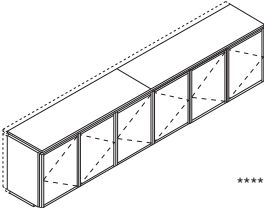
SIMPLE CREDENZAS ON GLIDES

Designer – Nienkämper



Self Edge (SE)



	Model Number	Cabinet Finish	Top Finish	L"	X	D"	X	H"	List Price	Product Description
	** 36104/2	Wood	Wood	94½	20	34¼			7,265	SIMPLE credenzas are available in two standard depths 20" and 25 ½". Standard finish options are selected by model number: • Wood case with wood top • Paint case with wood top • Wood case with laminate top • Paint case with laminate top Doors have chrome pull as standard. Cabinets are built in sections not exceeding three pedestal widths with tops shipped separately. Tops longer than 118" in length are made in two pieces.
	36104/3	Paint	Wood						6,545	
	36104/5	Wood	Laminate						6,910	
	36104/4	Paint	Laminate						6,225	
Frosted Glass Doors - Add "/G" to model # and \$400 to price.										
	** 36114/2	Wood	Wood	94½	25½	34¼			8,255	To enhance the function of your credenza a range of optional interiors can be selected from the Vox Planning Guide. Refrigerators and Equipment racking 270-271 are not available in 20" deep credenzas. Standard features: • One adjustable shelf per opening • Self edge on four sides • Single pedestal interior dimension: 25 ¾" deep 22"w x 23½"d x 30 ⅝" 20" deep 22"w x 18½"d x 30 ⅝" • Finished back available upon request
	36114/3	Paint	Wood						7,425	
	36114/5	Wood	Laminate						7,845	
	36114/4	Paint	Laminate						7,050	
Frosted Glass Doors - Add "/G" to model # and \$400 to price.										
	*** 36105/2	Wood	Wood	118½	20	34¼			8,740	
	36105/3	Paint	Wood						7,870	
	36105/5	Wood	Laminate						8,200	
	36105/4	Paint	Laminate						7,475	
Frosted Glass Doors - Add "/G" to model # and \$500 to price.										
	*** 36115/2	Wood	Wood	118½	25½	34¼			9,925	
	36115/3	Paint	Wood						8,945	
	36115/5	Wood	Laminate						9,430	
	36115/4	Paint	Laminate						8,480	
Frosted Glass Doors - Add "/G" to model # and \$500 to price.										
	**** 36106/2	Wood	Wood	141¾	20	34¼			10,115	Model # 36104/2 SIMPLE four pedestal credenza with Natural Cherry finish.
	36106/3	Paint	Wood						9,105	
	36106/5	Wood	Laminate						9,625	
	36106/4	Paint	Laminate						8,655	
Frosted Glass Doors - Add "/G" to model # and \$600 to price.										
	**** 36116/2	Wood	Wood	141¾	25½	34¼			11,490	
	36116/3	Paint	Wood						10,340	
	36116/5	Wood	Laminate						10,910	
	36116/4	Paint	Laminate						9,835	
Frosted Glass Doors - Add "/G" to model # and \$600 to price.										

** Cabinet in 2 piece. Top in 1 piece.

*** Cabinet in 3 pieces. Top in 1 piece.

**** Cabinet in 3 pieces. Top in 2 piece.

Model # 36104/2
SIMPLE four pedestal credenza with
Natural Cherry finish.

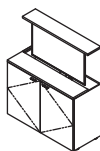


SIMPLE CREDENZAS ON GLIDES WITH MEDIA LIFT

Designer – Nienkämper



Self Edge (SE)



Model Number	Cabinet Finish	Top Finish	L"	X	D"	X	H"	List Price	Product Description
* 36107/2	Wood	Wood	47½		20		29	13,040	
36107/3	Paint	Wood						12,490	
36107/5	Wood	Laminate						12,755	
36107/4	Paint	Laminate						12,270	

* 36117/2	Wood	Wood	47½		25½		29	13,730	
36117/3	Paint	Wood						13,140	
36117/5	Wood	Laminate						13,530	
36117/4	Paint	Laminate						12,880	

SIMPLE credenzas with Media Lift are available in two standard depths 20" and 25½".

Standard finish options are selected by model number:

- Wood case with wood top
- Paint case with wood top
- Wood case with laminate top
- Paint case with laminate top
- All models with finished back.

Media lift can swivel 180 degrees. The maximum TV size it can accommodate is 50". The TV dimension not to exceed 43.9"w x 25.4"h x 4 ½"d.

TV is not included in list price.

Media Lift can accommodate a larger size TV without swivel option.

Media lift can also be installed on Vox credenzas, please contact customer service at 1 800 668 9318 for pricing.

Doors have chrome pull as standard with Media Lift installed at the center pedestals.

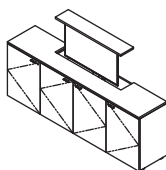
To enhance the function of your credenza a range of optional interiors can be selected from the Vox Planning Guide.

Refrigerators and Equipment racking are not available in 20" deep credenzas.

Standard features:

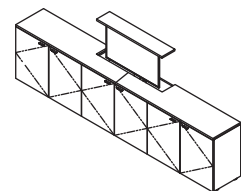
- One adjustable shelf per opening for single pedestal
- Two narrow adjustable shelves in front of Media Lift center pedestals
- Self edge on four sides
- Single pedestal interior dimension: 25 ¾" deep 22"w x 23½"d x 30 ⅝" 20" deep 22"w x 18½"d x 30 ⅝"

- Finished back available upon request



** 36108/2	Wood	Wood	94½		20		29	16,460	
36108/3	Paint	Wood						15,590	
36108/5	Wood	Laminate						16,020	
36108/4	Paint	Laminate						15,185	

** 36118/2	Wood	Wood	94½		25½		29	17,620	
36118/3	Paint	Wood						16,630	
36118/5	Wood	Laminate						17,135	
36118/4	Paint	Laminate						16,195	



*** 36109/2	Wood	Wood	141¾		20		29	19,865	
36109/3	Paint	Wood						18,665	
36109/5	Wood	Laminate						19,265	
36109/4	Paint	Laminate						18,115	

*** 36119/2	Wood	Wood	141¾		25½		29	21,515	
36119/3	Paint	Wood						20,135	
36119/5	Wood	Laminate						21,350	
36119/4	Paint	Laminate						19,530	

- * Cabinet in 1 piece. Top in 1 piece.
 ** Cabinet in 3 pieces. Top in 1 piece.
 *** Cabinet in 3 pieces. Top in 2 pieces.

Model # 36108/4


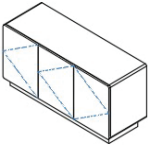
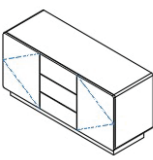
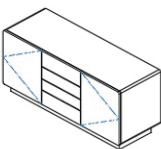
SIMPLE credenza with Media Lift in white P-lam



CREDENZA

Linear Credenza Designer – Nienkämper



	Model Number	Case Finish	Door Finish	L"	D"	H"	List Price	Product Description
2 DOOR CREDENZA 		Wood	Wood	38¹⁵/₁₆"	20"	29"		<p>Linear Credenzas are available in 2 depths (20", 25.125") and 2 heights (29", 34.25")</p> <p>Standard finish options selected by model number.</p> <p>Doors are standard with touch catches.</p> <p>Drawers are standard with touch to open sprung bottom mounted slides.</p> <p>Door / Drawer pulls are available but not standard. Contact customer service for pricing and options.</p> <p>The Linear Credenza has a radius, solid wood corner-species matched to veneer.</p> <p>Credenzas ship fully assembled with a maximum size of 97.5"L x 25.125"D x 34.25"</p> <p>1" thick adjustable shelf is standard for each opening.</p>
		Paint	Wood					
		Wood	Laminate					
		Paint	Laminate					
		Wood	Wood	38¹⁵/₁₆"	20"	34¹/₄"		
		Paint	Wood					
		Wood	Laminate					
		Paint	Laminate					
		Wood	Wood	38¹⁵/₁₆"	25¹/₈"	29"		
		Paint	Wood					
		Wood	Laminate					
		Paint	Laminate					
3 DOOR CREDENZA 		Wood	Wood	38¹⁵/₁₆"	20"	29"		
		Paint	Wood					
		Wood	Laminate					
		Paint	Laminate					
		Wood	Wood	58⁵/₈"	20"	34¹/₄"		
		Paint	Wood					
		Wood	Laminate					
		Paint	Laminate					
		Wood	Wood	58⁵/₈"	25¹/₈"	29"		
		Paint	Wood					
		Wood	Laminate					
		Paint	Laminate					
2 DOOR / 3 DRAWER CREDENZA 		Wood	Wood	38¹⁵/₁₆"	20"	29"		
		Paint	Wood					
		Wood	Laminate					
		Paint	Laminate					
		Wood	Wood	58⁵/₈"	20"	34¹/₄"		
		Paint	Wood					
		Wood	Laminate					
		Paint	Laminate					
		Wood	Wood	58⁵/₈"	25¹/₈"	29"		
		Paint	Wood					
		Wood	Laminate					
		Paint	Laminate					
2 DOOR / 4 DRAWER CREDENZA 		Wood	Wood	38¹⁵/₁₆"	20"	29"		
		Paint	Wood					
		Wood	Laminate					
		Paint	Laminate					
		Wood	Wood	58⁵/₈"	20"	34¹/₄"		
		Paint	Wood					
		Wood	Laminate					
		Paint	Laminate					
		Wood	Wood	58⁵/₈"	25¹/₈"	29"		
		Paint	Wood					
		Wood	Laminate					
		Paint	Laminate					

FOR CURRENT PRICING PLEASE CONTACT CUSTOMER SERVICE AT 800.668.9318





	Model Number	Case Finish	Door Finish	L"	D"	H"	List Price	Product Description
4 DOOR CREDENZA		Wood	Wood	78"	20"	29"		Linear Credenzas are available in 2 depths (20", 25.125") and 2 heights (29", 34.25")
		Paint	Wood					
		Wood	Laminate					
		Paint	Laminate					
		Wood	Wood	78"	20"	29"		
		Paint	Wood					
		Wood	Laminate					
		Paint	Laminate					
		Wood	Wood	78"	25 1/8"	29"		
		Paint	Wood					
		Wood	Laminate					
		Paint	Laminate					
2 DOOR / 3 DRAWER CREDENZA		Wood	Wood	78"	20"	29"		Standard finish options selected by model number.
		Paint	Wood					
		Wood	Laminate					
		Paint	Laminate					
		Wood	Wood	78"	20"	34 1/4"		
		Paint	Wood					
		Wood	Laminate					
		Paint	Laminate					
		Wood	Wood	78"	25 1/8"	29"		
		Paint	Wood					
		Wood	Laminate					
		Paint	Laminate					
2 DOOR / 4 DRAWER CREDENZA		Wood	Wood	78"	20"	29"		Doors are standard with touch catches.
		Paint	Wood					
		Wood	Laminate					
		Paint	Laminate					
		Wood	Wood	78"	20"	34 1/4"		
		Paint	Wood					
		Wood	Laminate					
		Paint	Laminate					
		Wood	Wood	78"	25 1/8"	29"		
		Paint	Wood					
		Wood	Laminate					
		Paint	Laminate					
		Wood	Wood	78"	25 1/8"	34 1/4"		Drawers are standard with touch to open sprung bottom mounted slides.
		Paint	Wood					
		Wood	Laminate					
		Paint	Laminate					
		Wood	Wood	78"	25 1/8"	29"		
		Paint	Wood					
		Wood	Laminate					
		Paint	Laminate					
		Wood	Wood	78"	25 1/8"	34 1/4"		
		Paint	Wood					
		Wood	Laminate					
		Paint	Laminate					

FOR CURRENT PRICING PLEASE CONTACT CUSTOMER SERVICE AT 800.668.9318

Door / Drawer pulls are available but not standard. Contact customer service for pricing and options.

The Linear Credenza has a radius, solid wood corner-species matched to veneer.

Credenzas ship fully assembled with a maximum size of 97.5"L x 25.125"D x 34.25"

1" thick adjustable shelf is standard for each opening.



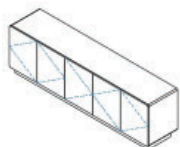
CREDENZA

Linear Credenza Designer – Nienkämper



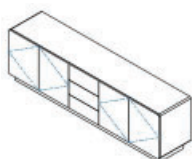
Model Number	Case Finish	Case Finish	L"	D"	H"	List Price	Product Description
--------------	-------------	-------------	----	----	----	------------	---------------------

5 DRAWER CREDENZA



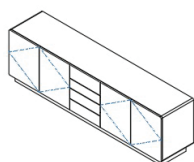
Wood	Wood	97½"	20"	29"
Paint	Wood			
Wood	Laminate			
Paint	Laminate			
Wood	Wood	97½"	20"	34¼"
Paint	Wood			
Wood	Laminate			
Paint	Laminate			
Wood	Wood	97½"	25⅝"	29"
Paint	Wood			
Wood	Laminate			
Paint	Laminate			
Wood	Wood	97½"	25⅝"	34¼"
Paint	Wood			
Wood	Laminate			
Paint	Laminate			

4 DOOR / 3 DRAWER CREDENZA



Wood	Wood	97½"	20"	29"
Paint	Wood			
Wood	Laminate			
Paint	Laminate			
Wood	Wood	97½"	20"	34¼"
Paint	Wood			
Wood	Laminate			
Paint	Laminate			
Wood	Wood	97½"	25⅝"	29"
Paint	Wood			
Wood	Laminate			
Paint	Laminate			
Wood	Wood	97½"	25⅝"	34¼"
Paint	Wood			
Wood	Laminate			
Paint	Laminate			

4 DOOR / 4 DRAWER CREDENZA



Wood	Wood	97½"	20"	29"
Paint	Wood			
Wood	Laminate			
Paint	Laminate			
Wood	Wood	97½"	20"	34¼"
Paint	Wood			
Wood	Laminate			
Paint	Laminate			
Wood	Wood	97½"	25⅝"	29"
Paint	Wood			
Wood	Laminate			
Paint	Laminate			
Wood	Wood	97½"	25⅝"	34¼"
Paint	Wood			
Wood	Laminate			
Paint	Laminate			

Linear Credenzas are available in 2 depths (20", 25.125") and 2 heights (29", 34.25")

Standard finish options selected by model number.

Doors are standard with touch catches.

Drawers are standard with touch to open sprung bottom mounted slides.


Door / Drawer pulls are available but not standard. Contact customer service for pricing and options.

The Linear Credenza has a radius, solid wood corner-species matched to veneer.

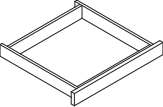
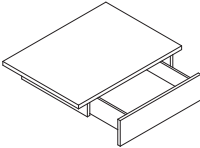
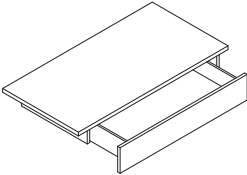
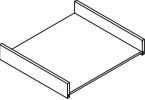
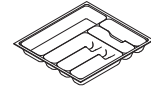
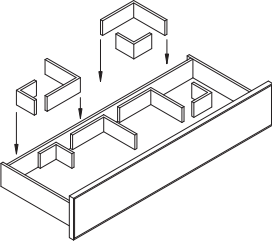
Credenzas ship fully assembled with a maximum size of 97.5"L x 25.125"D x 34.25"

1" thick adjustable shelf is standard for each opening.

FOR CURRENT PRICING PLEASE CONTACT CUSTOMER SERVICE AT 800.668.9318



CREDENZA INTERIOR OPTIONS


	Model Number	L" x D" x H"	List Price	Product Description
<u>SINGLE PEDESTAL FIXED DRAWER</u>				
	28707	21 x 20 3⁄16 x 3 1⁄2	795	<ul style="list-style-type: none">• drawer assembly attaches to sub-top and can be added to a credenza at any time• fits into 1-ped & 2-ped openings (two can fit into a 2-ped opening)• drawer interior and face veneered and finished to match credenza• interior dimensions: 17-1⁄4"W x 16-1⁄16"D x 2-1⁄4"H• accommodates cutlery tray model (#28705)
<u>SINGLE PEDESTAL ADJUSTABLE SHELF WITH DRAWER</u>				
	23422	21 7⁄8 x 23 1⁄16 x 7 15⁄16	975	<ul style="list-style-type: none">• height-adjustable shelf with box drawer fits inside 1-ped opening• equipped with self-closing slides• drawer interior is black melamine• drawer face and shelf are veneered and finished to match credenza• interior dimensions: 15-1⁄8"W x 16"D x 4"H
<u>DOUBLE PEDESTAL ADJUSTABLE SHELF WITH DRAWER</u>				
	23423	45 9⁄16 x 23 1⁄16 x 7 15⁄16	1,290	<ul style="list-style-type: none">• height-adjustable shelf with box drawer fits inside 2-ped opening• equipped with self-closing slides• drawer interior is black melamine• drawer face and shelf are veneered and finished to match credenza• interior dimensions: 34-1⁄4"W x 16"D x 4"H
<u>CUTLERY TRAY SURROUND</u>				
	28706	18 1⁄4 x 16 x 3	270	<ul style="list-style-type: none">• fits into single ped fixed drawer (#28707), and single / double adjustable shelf drawer (#23422, #23423)• surround is veneer and finished to match credenza• accommodates cutlery tray - model #28705
<u>CUTLERY TRAY</u>				
	28705	17 1⁄4 x 16 x 2 1⁄8	190	<ul style="list-style-type: none">• plastic tray has 6 compartments (5 small, 1 large)• silver in color• fits into single adjustable shelf with drawer (#28707), and surround (28706)
<u>DOUBLE PEDESTAL BOX DRAWER DIVIDERS</u> 4 LARGE & 4 SMALL INCLUDED				
	28709	4 1⁄4 x 4 1⁄4 x 3	770	<ul style="list-style-type: none">• "L"- shaped dividers for interior of 2-ped box drawer• used to organize drawer space• bottom of divider has hook-side velcro, and attaches to tempo fabric drawer liner (included)• rift-cut veneer and finished to match credenza

CREDENZA INTERIOR OPTIONS




Model # 28707 Single Pedestal Fixed Drawer
Shown with optional cutlery tray model #28705

- Fits into single pedestal opening



Model # 23423 Double Pedestal Adjustable Shelf with Drawer

- Positions are pre-drilled for all 2 pedestal wide openings








Model # 28709 Double Pedestal Box Drawer Dividers

- This accessory allows large drawer interiors to be divided and re-arranged as required
- Velcro fabric drawer bottom included

VOX® CREDENZA INTERIOR OPTIONS

STANDARD FEATURES

Vox credenzas reflect Nienkämper's commitment to producing well-made furniture that functions superbly. The optional interiors have been designed to enhance the basic design. The refrigerator selected is traditionally used in hospitality applications. *Most refrigerators cannot be accommodated in 20" deep credenzas.*

	Model Number	L" x	D" x	H"	List Price	Product Description
<u>REFRIGERATOR</u> 	23449	18	20½	20½	1,915	Model # 23449 <ul style="list-style-type: none"> all necessary cutouts, ventilation, elevated black base and grommets are provided refrigerator door opens separately from credenza door field reversible door hinge 1.8 cu.ft. (51 litre) refrigeration capacity removable shelves and in door storage fits into single pedestal width of 29" high and 34¼" high credenzas on legs see compatibility chart for position / credenza details on pg 256
<u>PREMIUM REFRIGERATOR U-LINE 29R</u> 	23452	20¾	23	28½	6,355	Model # 23452 <ul style="list-style-type: none"> all necessary cutouts, ventilation and mounting hardware for the refrigerator is provided the refrigerator door is finished in stainless steel and opens separately from the credenza door. refrigerator door is hinged on the same side as credenza door 3.5 cu. ft. refrigeration capacity adjustable tempered glass shelves adjustable temperature controls case and frame are matte black with a brushed stainless steel door see compatibility chart for position / credenza details pg 256
	23459				630	
	Model # 23459 is Interior Only (for client's own refrigerator including ventilation slot & grommet at the back)					
<u>MINI REFRIGERATOR</u> 	23520	13¾	17¼	19¼	1,570	Model # 23520 <ul style="list-style-type: none"> refrigerator door opens separately from credenza door field reversible door hinge 0.85cu.ft. (24 liter) capacity adjustable wire shelf LED lighting and key lock see compatibility chart for position / credenza details pg 256
<u>SINGLE DRAWER REFRIGERATOR</u> 	23521	21½	22¼	17¾	5,240	Model # 23521 & 23522 <ul style="list-style-type: none"> refrigerator drawer is mounted to wood face and opens with credenza drawer LED lighting digital thermostat 1.6cu.ft. (45 liter) capacity see compatibility chart for position / credenza details pg 256
	23522	23½	22¾	17¾	5,920	
<u>DOUBLE DRAWER REFRIGERATOR</u> 	23524	17¾	23¼	31½	6,745	Model # 23524 & 23525 <ul style="list-style-type: none"> refrigerator drawer is mounted to wood face and opens with credenza drawer LED lighting digital thermostat 3.4cu.ft. (96 liter) capacity 3.7cu.ft. (105 liter) capacity see compatibility chart for position / credenza details pg 256
	23525	23¾	22¾	32	7,605	

CREDENZA INTERIOR OPTIONS

				2 DRAWER		1 DRAWER		1 DOOR	1 DOOR	1 DOOR
										
NIENKAMPER MDL#				23524 17.75" w X 22.75" X 23.25" h	23525 23.375" w X 22.75" X 32" h	23521 21.5" w X 22.25" d x 17.75" h	23522 23.5" w X 22.25" d X 17.75" h	23520 13.75" w X 17.25" d X 19.25" h	23452 20.938" w x 23.375" d X 28.438" h	23449 17.813" w X 20.063" X 20.375" h
VOX CREDENZA	STYLE	DEPTH	HEIGHT							
	1 PED CASE	25.375"	34.25"	<input type="checkbox"/>	<input type="checkbox"/>	<input checked="" type="checkbox"/>	<input type="checkbox"/>	<input checked="" type="checkbox"/>	<input checked="" type="checkbox"/>	<input checked="" type="checkbox"/>
		20"	34.25"	<input type="checkbox"/>	<input type="checkbox"/>	<input type="checkbox"/>	<input type="checkbox"/>	<input checked="" type="checkbox"/>	<input type="checkbox"/>	<input type="checkbox"/>
	2 PED CASE	25.375"	34.25"	<input type="checkbox"/>	<input type="checkbox"/>	<input checked="" type="checkbox"/>	<input type="checkbox"/>	<input checked="" type="checkbox"/>	<input checked="" type="checkbox"/>	<input checked="" type="checkbox"/>
		20"	34.25"	<input type="checkbox"/>	<input type="checkbox"/>	<input type="checkbox"/>	<input type="checkbox"/>	<input checked="" type="checkbox"/>	<input type="checkbox"/>	<input type="checkbox"/>
	3 PED CASE	25.375"	34.25"	<input type="checkbox"/>	<input type="checkbox"/>	<input checked="" type="checkbox"/>	<input type="checkbox"/>	<input checked="" type="checkbox"/>	<input checked="" type="checkbox"/>	<input checked="" type="checkbox"/>
		20"	34.25"	<input type="checkbox"/>	<input type="checkbox"/>	<input type="checkbox"/>	<input type="checkbox"/>	<input checked="" type="checkbox"/>	<input type="checkbox"/>	<input type="checkbox"/>
VOX ON LEGS										
	1 PED CASE	25.25"	34.25"	<input type="checkbox"/>	<input type="checkbox"/>	<input checked="" type="checkbox"/>	<input type="checkbox"/>	<input checked="" type="checkbox"/>	<input type="checkbox"/>	<input checked="" type="checkbox"/>
			29"	<input type="checkbox"/>	<input type="checkbox"/>	<input checked="" type="checkbox"/>	<input type="checkbox"/>	<input checked="" type="checkbox"/>	<input type="checkbox"/>	<input checked="" type="checkbox"/>
			19.75"	<input type="checkbox"/>	<input type="checkbox"/>	<input type="checkbox"/>	<input type="checkbox"/>	<input type="checkbox"/>	<input type="checkbox"/>	<input type="checkbox"/>
		19.75"	34.25"	<input type="checkbox"/>	<input type="checkbox"/>	<input type="checkbox"/>	<input type="checkbox"/>	<input checked="" type="checkbox"/>	<input type="checkbox"/>	<input type="checkbox"/>
			29"	<input type="checkbox"/>	<input type="checkbox"/>	<input type="checkbox"/>	<input type="checkbox"/>	<input checked="" type="checkbox"/>	<input type="checkbox"/>	<input type="checkbox"/>
			19.75"	<input type="checkbox"/>	<input type="checkbox"/>	<input type="checkbox"/>	<input type="checkbox"/>	<input type="checkbox"/>	<input type="checkbox"/>	<input type="checkbox"/>
	2 PED CASE	25.25"	34.25"	<input type="checkbox"/>	<input type="checkbox"/>	<input checked="" type="checkbox"/>	<input type="checkbox"/>	<input checked="" type="checkbox"/>	<input type="checkbox"/>	<input checked="" type="checkbox"/>
			29"	<input type="checkbox"/>	<input type="checkbox"/>	<input checked="" type="checkbox"/>	<input type="checkbox"/>	<input checked="" type="checkbox"/>	<input type="checkbox"/>	<input checked="" type="checkbox"/>
			19.75"	<input type="checkbox"/>	<input type="checkbox"/>	<input type="checkbox"/>	<input type="checkbox"/>	<input type="checkbox"/>	<input type="checkbox"/>	<input type="checkbox"/>
		19.75"	34.25"	<input type="checkbox"/>	<input type="checkbox"/>	<input type="checkbox"/>	<input type="checkbox"/>	<input checked="" type="checkbox"/>	<input type="checkbox"/>	<input type="checkbox"/>
			29"	<input type="checkbox"/>	<input type="checkbox"/>	<input type="checkbox"/>	<input type="checkbox"/>	<input checked="" type="checkbox"/>	<input type="checkbox"/>	<input type="checkbox"/>
			19.75"	<input type="checkbox"/>	<input type="checkbox"/>	<input type="checkbox"/>	<input type="checkbox"/>	<input type="checkbox"/>	<input type="checkbox"/>	<input type="checkbox"/>
SIMPLE CREDENZA										
	1 PED CASE	25.125"	34.25"	<input checked="" type="checkbox"/>	<input type="checkbox"/>	<input checked="" type="checkbox"/>	<input type="checkbox"/>	<input checked="" type="checkbox"/>	<input checked="" type="checkbox"/>	<input checked="" type="checkbox"/>
			29"	<input type="checkbox"/>	<input type="checkbox"/>	<input checked="" type="checkbox"/>	<input type="checkbox"/>	<input checked="" type="checkbox"/>	<input type="checkbox"/>	<input checked="" type="checkbox"/>
		20"	34.25"	<input type="checkbox"/>	<input type="checkbox"/>	<input type="checkbox"/>	<input type="checkbox"/>	<input checked="" type="checkbox"/>	<input type="checkbox"/>	<input type="checkbox"/>
			29"	<input type="checkbox"/>	<input type="checkbox"/>	<input type="checkbox"/>	<input type="checkbox"/>	<input checked="" type="checkbox"/>	<input type="checkbox"/>	<input type="checkbox"/>
	2 PED CASE	25.125"	34.25"	<input checked="" type="checkbox"/>	<input type="checkbox"/>	<input checked="" type="checkbox"/>	<input type="checkbox"/>	<input checked="" type="checkbox"/>	<input checked="" type="checkbox"/>	<input checked="" type="checkbox"/>
			29"	<input type="checkbox"/>	<input type="checkbox"/>	<input checked="" type="checkbox"/>	<input type="checkbox"/>	<input checked="" type="checkbox"/>	<input type="checkbox"/>	<input checked="" type="checkbox"/>
		20"	34.25"	<input type="checkbox"/>	<input type="checkbox"/>	<input type="checkbox"/>	<input type="checkbox"/>	<input checked="" type="checkbox"/>	<input type="checkbox"/>	<input type="checkbox"/>
			29"	<input type="checkbox"/>	<input type="checkbox"/>	<input type="checkbox"/>	<input type="checkbox"/>	<input checked="" type="checkbox"/>	<input type="checkbox"/>	<input type="checkbox"/>
SIMPLE CREDENZA WITH TV LIFT										
	1 PED CASE	25.125"	34.25"	<input checked="" type="checkbox"/>	<input type="checkbox"/>	<input checked="" type="checkbox"/>	<input type="checkbox"/>	<input checked="" type="checkbox"/>	<input checked="" type="checkbox"/>	<input checked="" type="checkbox"/>
			29"	<input type="checkbox"/>	<input type="checkbox"/>	<input checked="" type="checkbox"/>	<input type="checkbox"/>	<input checked="" type="checkbox"/>	<input type="checkbox"/>	<input checked="" type="checkbox"/>
		20"	34.25"	<input type="checkbox"/>	<input type="checkbox"/>	<input type="checkbox"/>	<input type="checkbox"/>	<input checked="" type="checkbox"/>	<input type="checkbox"/>	<input type="checkbox"/>
			29"	<input type="checkbox"/>	<input type="checkbox"/>	<input type="checkbox"/>	<input type="checkbox"/>	<input checked="" type="checkbox"/>	<input type="checkbox"/>	<input type="checkbox"/>
	2 PED CASE	25.125"	34.25"	<input checked="" type="checkbox"/>	<input type="checkbox"/>	<input checked="" type="checkbox"/>	<input type="checkbox"/>	<input checked="" type="checkbox"/>	<input checked="" type="checkbox"/>	<input checked="" type="checkbox"/>
			29"	<input type="checkbox"/>	<input type="checkbox"/>	<input checked="" type="checkbox"/>	<input type="checkbox"/>	<input checked="" type="checkbox"/>	<input type="checkbox"/>	<input checked="" type="checkbox"/>
		20"	34.25"	<input type="checkbox"/>	<input type="checkbox"/>	<input type="checkbox"/>	<input type="checkbox"/>	<input checked="" type="checkbox"/>	<input type="checkbox"/>	<input type="checkbox"/>
			29"	<input type="checkbox"/>	<input type="checkbox"/>	<input type="checkbox"/>	<input type="checkbox"/>	<input checked="" type="checkbox"/>	<input type="checkbox"/>	<input type="checkbox"/>
VOX OUTLINE CREDENZA										
	1 PED CASE	25.125"	37"	<input checked="" type="checkbox"/>	<input checked="" type="checkbox"/>	<input checked="" type="checkbox"/>	<input checked="" type="checkbox"/>	<input checked="" type="checkbox"/>	<input checked="" type="checkbox"/>	<input checked="" type="checkbox"/>
			34.25"	<input type="checkbox"/>	<input type="checkbox"/>	<input checked="" type="checkbox"/>	<input checked="" type="checkbox"/>	<input checked="" type="checkbox"/>	<input checked="" type="checkbox"/>	<input checked="" type="checkbox"/>
			29"	<input type="checkbox"/>	<input type="checkbox"/>	<input checked="" type="checkbox"/>	<input checked="" type="checkbox"/>	<input checked="" type="checkbox"/>	<input type="checkbox"/>	<input checked="" type="checkbox"/>
		20"	37"	<input type="checkbox"/>	<input type="checkbox"/>	<input type="checkbox"/>	<input type="checkbox"/>	<input checked="" type="checkbox"/>	<input type="checkbox"/>	<input type="checkbox"/>
			34.25"	<input type="checkbox"/>	<input type="checkbox"/>	<input type="checkbox"/>	<input type="checkbox"/>	<input checked="" type="checkbox"/>	<input type="checkbox"/>	<input type="checkbox"/>
			29"	<input type="checkbox"/>	<input type="checkbox"/>	<input type="checkbox"/>	<input type="checkbox"/>	<input checked="" type="checkbox"/>	<input type="checkbox"/>	<input type="checkbox"/>
	2 PED CASE	25.125"	37"	<input checked="" type="checkbox"/>	<input checked="" type="checkbox"/>	<input checked="" type="checkbox"/>	<input checked="" type="checkbox"/>	<input checked="" type="checkbox"/>	<input checked="" type="checkbox"/>	<input checked="" type="checkbox"/>
			34.25"	<input type="checkbox"/>	<input type="checkbox"/>	<input checked="" type="checkbox"/>	<input checked="" type="checkbox"/>	<input checked="" type="checkbox"/>	<input checked="" type="checkbox"/>	<input checked="" type="checkbox"/>
			29"	<input type="checkbox"/>	<input type="checkbox"/>	<input checked="" type="checkbox"/>	<input checked="" type="checkbox"/>	<input type="checkbox"/>	<input type="checkbox"/>	<input checked="" type="checkbox"/>
		20"	37"	<input type="checkbox"/>	<input type="checkbox"/>	<input type="checkbox"/>	<input type="checkbox"/>	<input checked="" type="checkbox"/>	<input type="checkbox"/>	<input type="checkbox"/>
			34.25"	<input type="checkbox"/>	<input type="checkbox"/>	<input type="checkbox"/>	<input type="checkbox"/>	<input checked="" type="checkbox"/>	<input type="checkbox"/>	<input type="checkbox"/>
			29"	<input type="checkbox"/>	<input type="checkbox"/>	<input type="checkbox"/>	<input type="checkbox"/>	<input checked="" type="checkbox"/>	<input type="checkbox"/>	<input type="checkbox"/>
LINEAR CREDENZA										
	GLUED UP SINGLE CASE	25.125"	34.25"	<input type="checkbox"/>	<input type="checkbox"/>	<input type="checkbox"/>	<input type="checkbox"/>	<input checked="" type="checkbox"/>	<input type="checkbox"/>	<input checked="" type="checkbox"/>
		20"	34.25"	<input type="checkbox"/>	<input type="checkbox"/>	<input type="checkbox"/>	<input type="checkbox"/>	<input checked="" type="checkbox"/>	<input type="checkbox"/>	<input type="checkbox"/>
		25.125"	29"	<input type="checkbox"/>	<input type="checkbox"/>	<input type="checkbox"/>	<input type="checkbox"/>	<input checked="" type="checkbox"/>	<input type="checkbox"/>	<input checked="" type="checkbox"/>
		20"	29"	<input type="checkbox"/>	<input type="checkbox"/>	<input type="checkbox"/>	<input type="checkbox"/>	<input checked="" type="checkbox"/>	<input type="checkbox"/>	<input type="checkbox"/>
LCS CREDENZA										
	GLUED UP SINGLE CASE	24"	34"	<input type="checkbox"/>	<input type="checkbox"/>	<input type="checkbox"/>	<input type="checkbox"/>	<input checked="" type="checkbox"/>	<input type="checkbox"/>	<input type="checkbox"/>
			29"	<input type="checkbox"/>	<input type="checkbox"/>	<input type="checkbox"/>	<input type="checkbox"/>	<input type="checkbox"/>	<input type="checkbox"/>	<input type="checkbox"/>
		18"	34"	<input type="checkbox"/>	<input type="checkbox"/>	<input type="checkbox"/>	<input type="checkbox"/>	<input type="checkbox"/>	<input type="checkbox"/>	<input type="checkbox"/>
			29"	<input type="checkbox"/>	<input type="checkbox"/>	<input type="checkbox"/>	<input type="checkbox"/>	<input type="checkbox"/>	<input type="checkbox"/>	<input type="checkbox"/>

* denotes only compatible with units larger than 2 doors wide.
position limited to outer cases only

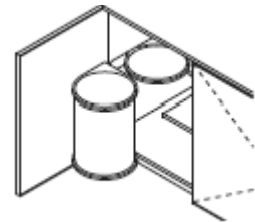
* denotes limited positions (interior ped only)

CREDENZA INTERIOR OPTIONS

STANDARD FEATURES

Vox credenzas reflect Nienkämper’s commitment to producing well-made furniture that functions superbly. The waste receptacle options below have been designed/selected to accommodate most boardroom and office waste and recycling requirements.

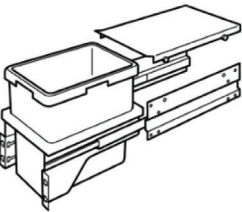
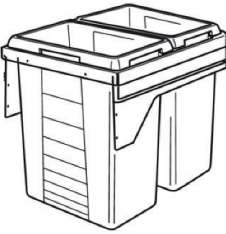
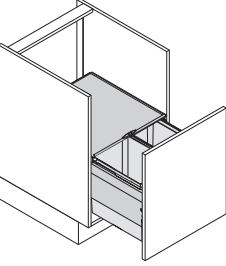
	Model Number	L”	x	D”	x	H”	List Price	Product Description
<hr/>								
WASTE RECEPTACLE / FIXED SHELF	23454	14		12		16	1,215	<ul style="list-style-type: none">the waste receptacle is mounted on the inside gable and opens with the credenza doorthe waste receptacle can be specified behind any credenza doora short fixed shelf is provided in the remaining areathe waste receptacle is housed in a stainless steel canisteroverall capacity is 20 liters or 5¼ gallons



Model # 23454 Waste Bin with Shelf

CREDENZA INTERIOR OPTIONS

PULL OUT WASTE BIN

	Model Number	L" x D" x H"	List Price	Product Description
<u>SINGLE PULL OUT WASTE BIN</u>				
	23515	10 1/2 x 16 x 17 1/2	1,800	<ul style="list-style-type: none">1 - 30 litre (8 gallons) binplastic bin in grey, lid and bin holder in steel with silver grey epoxy-coatedsoft closing mechanismmounted to the inside of door and side gables of a single pedestalpull must be specified for the credenzalist price included the upcharge for modification of casing and pull out doorSingle Pull Out Waste Bin can be installed inside credenza of 20"D or 25-1/2"D with 29"H or 34-1/4" or 34-1/2"H credenzas
<u>DOUBLE PULL OUT WASTE & RECYCLE BIN - FRONT TO BACK</u>				
	23516	16 1/2 x 20 3/4 x 21 1/2	1,930	<ul style="list-style-type: none">2-38 litre (10 gallons) bins2 plastic bins in grey, lid and bin holder in steel with silver grey epoxy-coatedsoft closing mechanismmounted to the inside of door and side gables of a single pedestalpull must be specified for the credenzalist price included the upcharge for modification of casing and pull out doorDouble Pull Out Waste & Recycle Bin - Front to Back can only be installed inside 25-1/2"D credenza with 34-1/4" or 34-1/2"H
<u>DOUBLE PULL OUT WASTE & RECYCLE BIN - SIDE BY SIDE</u>				
	23517	16 1/4 x 18 1/4 x 18 1/2	2,135	<ul style="list-style-type: none">2-21 litre (5.5 gallons) bin2 plastic bins in grey, lid and bin holder with double powder-coated metal cover with protective enamelsoft closing mechanismmounted to the inside of door and side gables of a single pedestalpull must be specified for the credenzalist price included the upcharge for modification of casing and pull out doorDouble Pull Out Waste & Recycle Bin - Side by Side can only be installed inside credenza of 25-1/2"D with 29"H or 34-1/4" or 34-1/2"H



Model # 23515



Model # 23516



Model # 23517

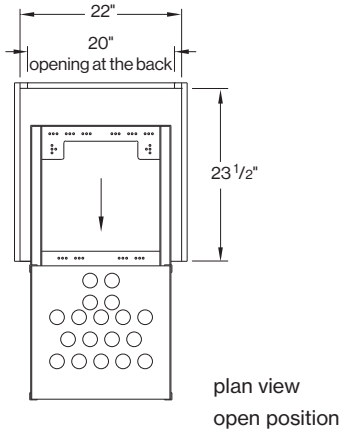
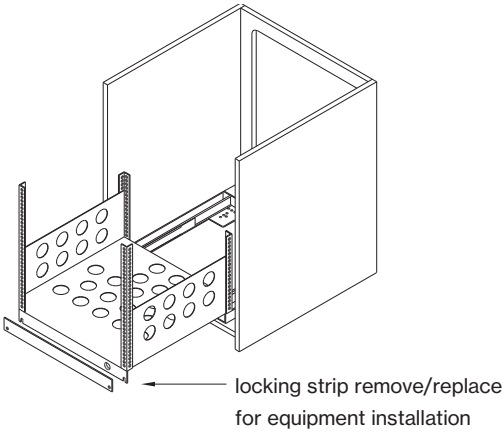
INTERIOR OPTIONS FOR ALL CREDENZA STYLES



STANDARD FEATURES

Vox Boardroom credenzas reflect Nienkämper’s commitment to producing well-made furniture that functions superbly. Optional interiors have been designed to enhance the basic design. Audio/Visual racking has been integrated directly into Vox credenzas providing optimum storage capacity for electronic equipment.

	Model Number	L" x D" x H"	List Price	Product Description
EQUIPMENT STORAGE - SLIDING RAIL SYSTEM	23458	19 x 19" x 22 3/4"	2,615	<ul style="list-style-type: none">takes the space of a single pedestal interiorused for rack-mounted electronic components 19" wide up to a height of "12U"steel construction on ball bearing slidespulls out easily for equipment servicingoptional pull out and swivel versionopening at the back of the credenza is provided for wire access and ventilationlocking strip permanently locks rack in the closed positionoverall capacity is 150 lbs.black finishfits credenzas 34 1/4" high
		Rack Dimension		
EQUIPMENT STORAGE - ROTATING SLIDING RAIL SYSTEM	23447	19 x 19 x 24"	2,970	
		Rack Dimension		
	23448	Interior Only	545	
		(Rack supplied by others)		



Model # 23458
In closed position/locking strip in place.



Model # 23458
In open position for servicing/locking strip removed.

INTERIOR OPTIONS FOR 253⁄8" DEEP CREDENZA STYLES


STANDARD FEATURES

Vox Boardroom credenzas reflect Nienkämper’s commitment to producing well-made furniture that functions superbly. Optional interiors have been designed to enhance the basic design. Audio/Visual racking has been integrated directly into Vox credenzas providing optimum storage capacity for electronic equipment.

	Model Number	L"	x	D"	x	H"	List Price	Product Description
<div><div><div></div></div><div><div></div></div></div>	55026	21¾		4 ½		25 ½	2,365	• takes the space of 2 pedestal interiors in any credenza size (with two 14" wide fixed shelves on right)
		Rack Dimension						
<div><div><div></div></div><div><div></div></div></div>	55032	Interior Only					545	• used for rack-mounted electronic components 19" wide up to a height of "12U"
		(No rack supplied)						• steel construction with pivoting hinge
<div><div><div></div></div><div><div></div></div></div>								• easily rotates out of the cabinet for equipment access
								• may be locked in position with locking bolt.
<div><div><div></div></div><div><div></div></div></div>								• opening at the back of the credenza for additional wire access and ventilation
								• overall capacity is 150 Lbs.
<div><div><div></div></div><div><div></div></div></div>								• complete with equipment mounting hardware
								• beige finish
<div><div><div></div></div><div><div></div></div></div>								• fits credenzas 34¼" high
								Note: equipment not for use in 20" deep credenza or cart



Model # 55026
Rotating Swing Frame shown inside a Vox credenza.



Model # 55026
Rotating Swing Frame pivoting out to allow access to the back of the equipment.

TERMS AND CONDITIONS OF SALE

PRICES

All prices are list prices, freight included, blanket-wrapped, dock delivered, from the manufacturing source to any location in the contiguous United States.

Brokerage is paid by Nienkämper for product shipped to the United States.

Due to existing conditions in regard to cost of labor and materials, we reserve the right to change prices without notice.

TERMS

Net 30 days from date of invoice to accredited buyers. Two per cent (2%) interest charged monthly on overdue accounts. Deposit of 50% is required with order. Terms will be established upon credit evaluation. Due to delays in processing references, first orders may be treated as C.B.D. orders.

ORDER CONFIRMATION

Orders are accepted upon issuance of our order confirmation and are subject to the terms set forth therein; notwithstanding any variance from the terms of the buyer's order form.

Nienkämper is not liable for any delay or failure to deliver caused by labor or transportation difficulties, accidents, acts of God, failure of sources of supply, or other causes beyond our control, and changes will affect the delivery date.

CHANGE OF ORDERS OR CANCELLATIONS

Changes or cancellations are subject to our ability to conform. A charge will be levied against cancelled or changed orders based on costs already incurred by Nienkämper. All changes must be in writing and submitted on a revised purchase order. Changes will affect the delivery date.

STORAGE

If goods cannot be accepted when ready, we may transfer them to storage (which is to be deemed as delivery for invoice purposes). The customer accepts risks and will be charged at prevailing rates.

FREIGHT

Prices include freight charges, blanket-wrapped, dock delivered, from the manufacturing source to any location in the contiguous United States. Packing and/or crating are available, if required, upcharges apply.

CLAIMS

All furniture is given to the carrier and signed for in good condition. It is the responsibility of the receiver to sign for the goods in the presence of the carrier and note the condition in which they are received. Freight claims should be filed with the carrier.

WARRANTY

There are no express or implied warranties, conditions and obligations of the manufacturer, whether statutory or otherwise that extend beyond the description on the face hereof. Our furniture is made to the highest standard and is warranted free from defects of material and workmanship for five years from the date of delivery. During the warranty period we will repair or replace such merchandise as shall prove to be defective, during normal usage in accordance with manufacturer's specifications. The manufacturer shall not be liable for defect wholly attributable to normal manufacturing process. Replacement or repair of the Product shall be the sole remedy of the Customer, and the manufacturer shall not be liable for any direct, indirect, incidental, or consequential loss or damage suffered by the Customer by reason of any defect in workmanship or manufacture of the Product or inability to use the Product. Moreover, this warranty does not cover accidental damage, abuse, alteration, ordinary wear and tear of Goods, negligence and misuse nor variations over which we have no control such as heat or humidity or damage to which the Goods are connected that is not attributable to the failure of the goods themselves. This warranty is null and void when the product is installed with hardware other than that supplied and/or when installed differently than recommended in the installation guide. Modification to the product or hardware may result in failure of the product and cause damage and/or injury.

WOOD FINISHES

Nienkämper offers a wide variety of standard light finishes on cherry, mahogany and figured anagré wood veneers, and a clear natural finish on figured anagré, figured sycamore, maple, bird's eye maple and curly maple.

Light finishes do not mask the grain and other characteristics of each wood species. It is important to understand that pieces of the same type of wood will not look identical when a light finish is used. The appearance of the finish will also depend on the natural color of the veneer. Cherry darkens over time as the wood ages. Pin knots and gum pockets are inherent traits.

Wood is a naturally variable raw material; its variances are not within the furniture manufacturer's control and are therefore not considered defects under this warranty.