

# nienkämper

## **GATEWAY™ EDGE**

### CONFERENCE TABLES



**2026**

Prices shown are List Prices, FOB our Toronto  
Factory- freight charges are extra. Packing and/  
or crating is available, if required, upcharges apply.

# GATEWAY™ CONFERENCE TABLES

## FEATURES & OPTIONS

Design - Busk + Hertzog

### Top Options:

#### Dimensions:

- Conference tables are available in 29" Height
- Table widths: 30" - 54"
- Table lengths are available from 60" - 240"
- Top thickness is 1¼"

#### Top Shape:

Standard top shapes are Semi-Facet, Rectangular, Soft Rectangular, Super Ellipse, Boat, and Racetrack.

#### Edges:

- 2" taper edge is standard but self edge are also available.
- Edge material may be solid wood or plastic edging.

#### Material /Finishes:

- Gateway™ Edge table tops are available in all Nienkämper high quality veneers and finishes.
- All standard and finger print resistant plastic laminates are also offered.

#### Connectivity Options:

Gateway™ Edge Conference Tables are available with a range of single and multi-user connectivity devices to suit most technology and price point requirements.

- The system can also be customized to suite customer specific equipment.
- Tables are compatible with Vox® M Series Forum or Vox® Simple Forums.
- Wiring travels through Gateway™ Edge base to floor monuments.

#### Base Features & Options:

##### Dimensions:

- Bases are available in 20" and 30" wide sizes.
- Bases are standard with a mirror polished finish.
- Bases are available in all standard Nienkämper powder coat colors.

#### Wire Management:

- All Gateway™ Edge fixed height bases allow wires to pass through the support post and out the base foot to the floor.
- Standard Nienkämper cable conduit also available.



Vox® M Forum



Vox® Simple Popup Forum



Vox® Simple Forum



Vox® Double Sided Forum



120"x48" Boat Shape with Soft Corners - Mdl 43593/5BS  
RL-01 Finger Resistant P-lam Top with PC-06 Powder Coat Legs



## GATEWAY COLLECTION FINISHES —VENEER


All wood surfaces are protected with a durable polyurethane clear lacquer with UV inhibitor. This finish is known for its exceptional durability, as well as abrasion, chemical, impact and scratch resistance. Standard sheen level is 45 degrees. Optional matte, 5, 10 and 35 degree sheen levels are available on request at no additional cost.

Wood Species	Order Code	Veneer/Stain	Upcharge
Maple	F-01	Natural Maple	No upcharge applies.
	F-02	Natural Curly Maple - Rotary Cut	Add 15%.
	F-03	Natural Bird's Eye Maple - Rotary Cut	Call Customer Service for pricing.
	F-04	Maple Stained Pear	No upcharge applies.
Cherry	F-05	Natural Cherry	No upcharge applies.
	F-06	Standard Cherry	No upcharge applies.
	F-07	Cherry Stained Amber	No upcharge applies.
	F-08	Cherry Stained Auburn	No upcharge applies.
	F-09	Cherry Stained Burgundy	No upcharge applies.
Mahogany	F-10	Light Mahogany	No upcharge applies.
	F-11	Medium Mahogany	No upcharge applies.
	F-12	Dark Mahogany	No upcharge applies.
	F-13	Red Mahogany	No upcharge applies.
Anagre	F-14	Natural Figured Anagre - Qtr. Cut Book-Match	Add 15%.
	F-15	Figured Anagre Stained Amber - Qtr. Cut Book-Match	Add 15%.
Sycamore	F-16	Natural Figured Sycamore - Qtr. Cut Book-Match	Add 15%.
Walnut	F-17	Burnt Walnut	No upcharge applies.
	F-19	Natural Walnut- Flat Cut Book-Match	No upcharge applies.
	F-19FM	Natural Walnut- Flat Cut Book-Match (matte sheen)	No upcharge applies.
	F-27F	Creamy Walnut- Flat Cut Book-Match (10° sheen)	No upcharge applies.
	F-27R	Creamy Walnut - Rift Cut Slip-Match (10° sheen)	Add 5%
	F-28	Tawny Walnut	No upcharge applies.
	F-31FM	Autumn Walnut- Flat Cut Book-Match (matte sheen)	No upcharge applies.
	F-31RM	Autumn Walnut - Rift Cut Slip-Match (matte sheen)	Add 5%
Oak	F-18F	Natural White Oak - Flat Cut Book-Match (10° sheen)	No upcharge applies.
	F-18R	Natural White Oak - Rift Cut Slip-Match (10° sheen)	Add 5%
	F-26	Charcoal Ash On Oak- Flat Cut Book- Match (10° sheen)	No upcharge applies.
	F-29F	Smoky Oak - Flat Cut Book-Match	No upcharge applies.
	F-29R	Smoky Oak - Rift Cut Slip-Match	Add 5%
	F-29FM	Smoky Oak - Flat Cut Book-Match (matte sheen)	No upcharge applies.
	F-29RM	Smoky Oak - Rift Cut Slip-Match (matte sheen)	Add 5%
	F-30FM	Whisper White Oak - Flat Cut Book-Match (matte sheen)	No upcharge applies.
	F-30RM	Whisper White Oak - Rift Cut Slip-Match (matte sheen)	Add 5%
	F-32FM	Cotton White Oak - Flat Cut Book-Match (matte sheen)	No upcharge applies.
	F-32RM	Cotton White Oak - Rift Cut Slip-Match (matte sheen)	Add 5%
Sapele – Ribbon Stripe	F-20	Natural Ribbon Strip Sapele - Qtr. Cut Slip-Match	No upcharge applies.
Moabi (Cherry substitute)	F-21	Natural Moabi - Quarter - Qtr. Cut Book-Match	No upcharge applies.
Cape Coast Walnut	F-22	Dark Cape Coast Walnut - Qtr. Cut Slip-Match	No upcharge applies.
	F-23	Natural Cape Coast Walnut - Qtr. Cut Slip-Match	No upcharge applies.
	F-23	Natural Cape Coast Walnut - Qtr. Cut Slip-Match	No upcharge applies.
Ash	F-25	Slate Gray Ash - Qtr. Cut Slip-Match	No upcharge applies.

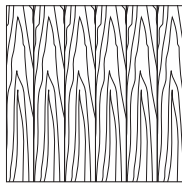
### VENEER GRAIN OPTIONS

Nienkämper products utilize the best quality veneers available, and, combined with Nienkämper's patented veneering systems, create work environments of incredible quality and beauty.


All veneer furniture comes standard with flat cut book-match veneer; flat cut slip-match veneer can also be specified. Quarter cut slip-match and quarter cut book-match veneers are available at a 5% upcharge. Figured Anagre and Figured Sycamore veneers are Quarter cut book-matched. Bird's Eye Maple and Curly Maple are rotary cut. Facet Edge, Taper edge, Flowform, Camber and Self edge tops with veneer are manufactured with a solid wood edge. All edges are then veneer wrapped to create a seamless profile top.




Standard V1  
Flat Cut Book-Match



Flat Cut Slip-Match V2



Quarter Cut Slip-Match V3  
Add 5%



Quarter Cut Book-Match V4  
Add 5%

## GATEWAY™ COLLECTION FINISHES — P-LAM

### Wood grain plastic laminate surfaces are available on table tops with Facet, Taper and Self edges.

These tops are manufactured with a solid wood edge that is applied prior to the laminate top surface. This method conceals the thickness of the wood edge, while providing the durability required. Wood edges are selected that most closely resemble both the species and the color of the laminate chosen

Nienkämper has pre-selected a number of standard wood grain plastic laminates that represent a cross section of both color and species. Simply include the order code with the model number to make these selections. Alternatively wood grain plastic laminates selected outside of Nienkämper's standard selection can be made by specifying the manufacturer as well as the description and model number of the laminate at the time of order.

Wood Grain Plastic Laminate Surfaces	Order Code	Manufacturer #	Finish
Hardrock Maple	WL2	Pionite WM791-SD	Textured/Suede
Monticello Maple	WL5	Wilsonart 7925-38	Fine Velvet Texture
Fusion Maple	WL13	Wilsonart 7909-60	Matte
New Age Oak	WL14	Wilsonart 7938-38	Fine Velvet Texture
Wild Cherry	WL18	Wilsonart 7054-60	Matte
River Cherry	WL19	Wilsonart 7937-38	Fine Velvet Texture
Montana Walnut	WL20	Wilsonart 7110T-78	Fine Grain
Skyline Walnut	WL26	Wilsonart 7964K-12	Soft Grain
Continental Walnut	WL-29	Wilsonart 8232K-05	Timbergrain
Neo Walnut	WL-30	Wilsonart 7991-38	Fine Velvet Texture
Walnut Heights	WL-31	Wilsonart 7965K-12	Soft Grain
Grayed Oak	WL-32	Formica 5791-PG	Pure Grain Texture
Millennium Oak	WL-33	Formica 5887-58	Matte
Aged Ash	WL-34	Formica 8844-WR	Woodbrush
Lowell Ash	WL-35	Wilsonart 7994-38	Fine Velvet Texture
Natural Ash	WL-36	Formica 8843-WR	Woodbrush
Norwegian Ash	WL-37	Wilsonart 8241-38	Fine Velvet Texture
Weathered Ash	WL-38	Formica 8842-WR	Woodbrush
Smoky Brown Pear	WL-39	Formica 5488-26	Oiled Wood
Studio Teak	WL-40	Wilsonart 7960K-18	Linearity
Fawn Cypress	WL-41	Wilsonart 8208K-16	Casual Rustic
Landmark Wood	WL-42	Wilsonart 7981K-12	Soft Grain
Natural Cerise	WL-43	Formica 8863-58	Matte
Natural Recon	WL-44	Wilsonart 7996-38	Fine Velvet Texture
Pecan Woodline	WL-45	Formica 5883-58	Matte

To specify the wood grain laminate required simply add the Order Code WL\_ to the model number of the product.

Samples and specific technical data is available from your local sales representative or by contacting Nienkämper's Customer Service department at **800.668.9318**.

## GATEWAY™ COLLECTION FINISHES —P-LAM

### COLORED P-LAM

Nienkämper has a number of solid color laminates to choose from, simply include the order code with the model number to make these selections. Alternatively plastic laminates selected outside of Nienkämper's standard selection can be made by specifying the manufacturer as well as the description and model number of the laminate at the time of order. Contact customer service for pricing.

Colored Plastic Laminates Surface	Order Code	Manufacturer #	Finish
Grey (Nienkämper - Light Grey/Putty)	CL-01	Wilsonart 1500-60	Matte
Platinum Gray (Nienkämper - Medium Grey/Clay)	CL-02	Nevamar S6023T	Textured
Slate Grey (Nienkämper - Dark Grey)	CL-03	Wilsonart D91-60	Matte
Black	CL-04	Wilsonart 1595-60	Matte
Angel White	CL-05	Pionite SW-826SD	Textured/Suede
Frosty White	CL-06	Wilsonart 1573-60	Matte
White (for writable surface)	CL-07	Formica 949-90	Gloss

### FINGERPRINT RESISTANT P-LAM

Fingerprint Resistant Plastic Laminate is an innovative material created for interior design applications and is suitable for both vertical and horizontal interior applications on our Nienkämper furniture.

The external surface of Fingerprint Resistant Plastic Laminate involves the use of nanotechnology made possible by next generation acrylic resins.

The unique composition offers extraordinary features coupled with a unique user experience. These include an ultra matte surface (eliminating glare), an ultra sofa feel, an anti-fingerprint surface, thermal healing of micro-scratches, increased durability as well as anti-bacterial and mold-resistant properties.

**Edgeband** matching all Fingerprint Resistant Plastic Laminate colors is only available when specifying a Taper edge. For Self edge tops 1" and 1 1/4" thick, matching edgeband are only available in Black (RL-01) and White (RL-03). When a matching edgeband is not available, the specified surface laminate is used on the edge. **Contact Customer Service for more details 800.668-9318.**

There is a 20% upcharge on our standard plastic laminate table pricing for Fingerprint Resistant Plastic Laminate.

Colored "Fingerprint Resistant" Plastic Laminate Surface	Order Code	Finish
Black	RL-01	Matte
Gray	RL-02	Matte
White	RL-03	Matte
Sand	RL-04	Matte
Brown	RL-05	Matte
Clay	RL-06	Matte
Beige	RL-07	Matte
Ash	RL-08	Matte
Smoke	RL-09	Matte

Edgeband to Match with Colored "Fingerprint Resistant" Plastic Laminate	Thickness	Order Code
Black	3/4", 1", 1-1/4"	RE-01
Gray	3/4"	RE-02
White	3/4", 1", 1-1/4"	RE-03
Sand	3/4"	RE-04
Brown	3/4"	RE-05
Clay	3/4"	RE-06
Beige	3/4"	RE-07
Ash	3/4"	RE-08
Smoke	3/4"	RE-09

## GATEWAY™ COLLECTION FINISHES— P-LAM

### COLORED P-LAM

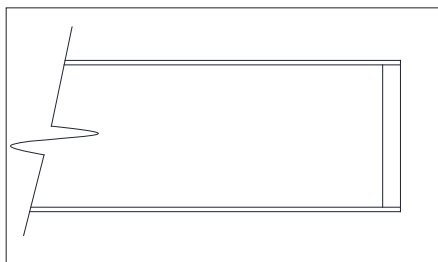
Both Taper and Self edge profiles are available with a colored laminate top.

**Laminate edging on Taper tops.** Edging will match the top surface and is applied before the surface laminate. By applying the laminate in this way, the seam is positioned horizontally, which makes it much less conspicuous and more durable.

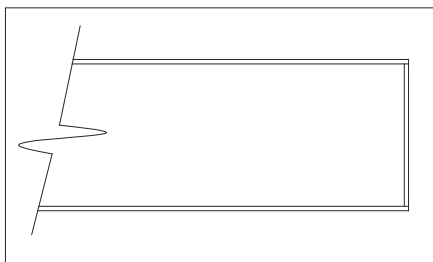
**Wood edging** on Self and Taper Edge tops are applied before the laminate. By applying the wood edge in this way, the wood edge thickness is concealed, while providing the durability required. Wood species and finishes for edging can be selected from page 8.

For laminates specified outside of Nienkämper's standard selection, specify the manufacturer as well as the description and model number of the laminate selected at the time of order. For Facet edge tops, the laminate must be a post-forming grade.

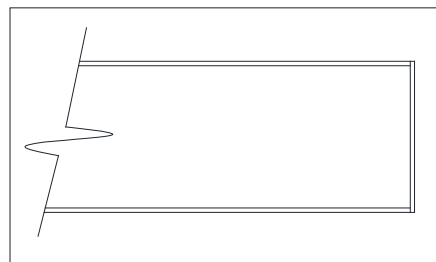
**Translucent edging** on Self and Taper edge tops is applied after the surface laminate. The translucent edge is very durable. Clear translucent edge provides a good match with most white-colored laminates, while a silver translucent edge provides a metallic look and contrast to colored plastic laminates.



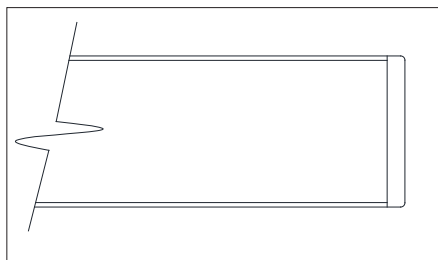
Wood Edge Detail



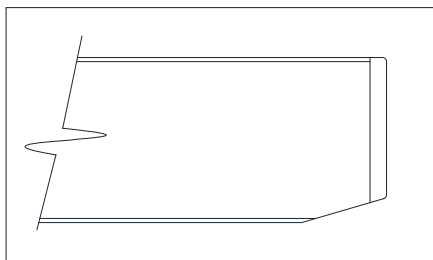
Laminate Edge Detail



Edge Band Detail



Translucent Edge Detail



1 1/4" Thick Self Edge with Translucent Edge Detail



# EDGE DETAILS - CONFERENCE TABLES

Conference tables with tops that are 1 ¼" thick have 6 edge profiles to choose from. To select:

Facet Edge add "FC" after the table model number

Taper Edge add "TE" after the table model number

Flowform Edge add "FF" after the table model number

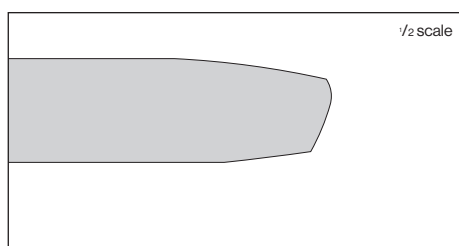
Camber Edge add "CE" after the table model number

Flowform Edge and Camber Edge require a 5% upcharge

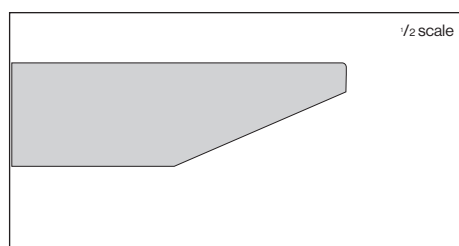
Flowform edged tops are veneer-wrapped, and are not available with plastic laminate

- Rectangle shape, Boat shape, Vista shape and Congress shape tops specified with a Flowform Edge have this edge profile on two sides only, with self edges on the two ends of the top.
- All conference table tops are 1 ¼" thick, edges are manufactured with a profiled solid wood edge.
- Camber edge is standard with an 8" radius corner feature on rectangle, boat, square, and vista shaped tops.

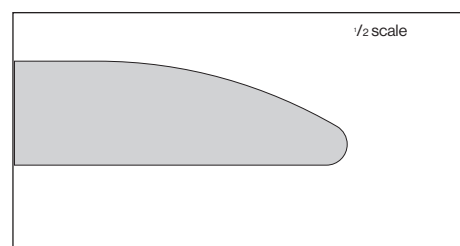
120" x 48" Boat shape top  
 ↓  
**43593/2BS/2TE** ← Taper Edge  
 ↑  
 Wood Top  
 EXAMPLE




Facet Edge "FC"




Taper Edge "TE"



Flowform Edge "FF"



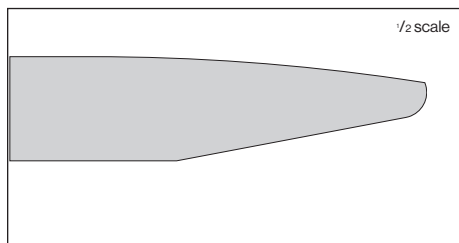
Facet Edge - specify "FC"



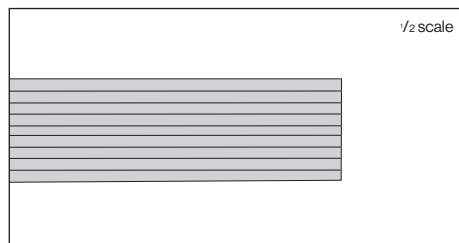
Taper Edge - specify "TE"




Flowform Edge - specify "FF"



Camber Edge "CE"



Self Edge "SE" / Self Edge with Exposed Plywood Core "SE-P"



Camber Edge - specify "CE"



Self "SE" / Self with Exp Plywood Core "SE-P"



GATEWAY™ COLLECTION FINISHES— POWDER COAT FINISHES

Powder coat paint is a premium finish used for its exceptional durability and refined appearance. Applied as a dry powder and cured under heat, it forms a tough, uniform surface that resists chipping, scratching, and fading—ideal for commercial environments. Nienkämper offers a curated palette of 18 color variations to suit any project.




PC-01 Nienkämper Silver




PC-02 Champagne




PC-03 Light Bronze



PC-04 Standard (Dark) Bronze




PC-06 Black Jack



PC-07 Warm White



PC-09 Red



PC-12 Cool White



PC-14 Pure Orange




PC-16 Lime



PC-17 Sky Blue




PC-18 Cobalt Blue




PC-22 Charcoal Gray (Matte)




PC-24 Matte Red Clay




PC-25 Cream



PC-26 Mulberry (Matte)



PC-27 Forest Green (Matte)



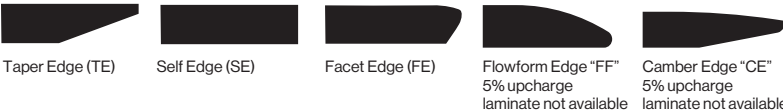
PC-28 Mustard (Matte)

GATEWAY™ EDGE CONFERENCE TABLES  
BOAT SHAPE Design - Busk + Hertzog



Specify edge type: add the two letter code after the model number

\*If soft corners (6" radius) are desired please specify at time of order)



2 Bases

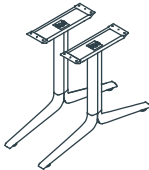
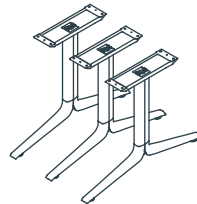


Table Height= 29"

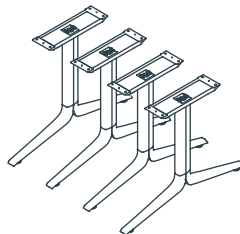
L"	X	D"	Sugg Seat Capacity	Top Finish	Top Sections	Model Number	List Price
* Based on a chair width of 25"							
60	30	4-6	Veneer	1	43583/2BS	6,475	
60	30	4-6	Laminate	1	43583/5BS	5,915	
72	30	6-8	Veneer	1	43584/2BS	6,800	
72	30	6-8	Laminate	1	43584/5BS	6,215	
72	36	6-8	Veneer	1	43585/2BS	7,395	
72	36	6-8	Laminate	1	43585/5BS	6,430	
84	36	6-8	Veneer	1	43586/2BS	7,765	
84	36	6-8	Laminate	1	43586/5BS	6,755	
84	42	6-8	Veneer	1	43587/2BS	8,180	
84	42	6-8	Laminate	1	43587/5BS	6,885	
96	42	6-8	Veneer	1	43588/2BS	8,600	
96	42	6-8	Laminate	1	43588/5BS	7,165	
96	48	6-8	Veneer	1	43589/2BS	9,085	
96	48	6-8	Laminate	1	43589/5BS	7,350	
108	42	8-10	Veneer	2	43590/2BS	9,290	
108	42	8-10	Laminate	2	43590/5BS	7,600	
108	48	8-10	Veneer	2	43591/2BS	9,825	
108	48	8-10	Laminate	2	43591/5BS	7,960	
120	42	8-10	Veneer	2	43592/2BS	9,710	
120	42	8-10	Laminate	2	43592/5BS	7,830	
120	48	8-10	Veneer	2	43593/2BS	10,320	
120	48	8-10	Laminate	2	43593/5BS	8,155	
120	54	8-10	Veneer	2	43594/2BS	10,845	
120	54	8-10	Laminate	2	43594/5BS	8,460	

3 Bases



L"	X	D"	Sugg Seat Capacity	Top Finish	Top Sections	Model Number	List Price
* Based on a chair width of 25"							
132	48	10-12	Veneer	2	43595/2BS	12,635	
132	48	10-12	Laminate	2	43595/5BS	10,260	
132	54	10-12	Veneer	2	43596/2BS	13,245	
132	54	10-12	Laminate	2	43596/5BS	10,600	
144	48	10-12	Veneer	2	43597/2BS	13,110	
144	48	10-12	Laminate	2	43597/5BS	10,510	
144	54	10-12	Veneer	2	43598/2BS	13,790	
144	54	10-12	Laminate	2	43598/5BS	10,840	
156	48	12-14	Veneer	2	43599/2BS	13,670	
156	48	12-14	Laminate	2	43599/5BS	10,840	
156	54	12-14	Veneer	2	43600/2BS	14,440	
156	54	12-14	Laminate	2	43600/5BS	11,260	
168	48	12-14	Veneer	2	43601/2BS	14,895	
168	48	12-14	Laminate	2	43601/5BS	11,830	
168	54	12-14	Veneer	2	43602/2BS	15,770	
168	54	12-14	Laminate	2	43602/5BS	12,330	
180	54	14-16	Veneer	3	43603/2BS	16,390	
180	54	14-16	Laminate	3	43603/5BS	12,625	

4 Bases



192	54	14-16	Veneer	4	43604/2BS	17,055
192	54	14-16	Laminate	4	43604/5BS	13,000
204	54	16-18	Veneer	4	43605/2BS	17,620
204	54	16-18	Laminate	4	43605/5BS	13,380
216	54	16-18	Veneer	4	43606/2BS	18,185
216	54	16-18	Laminate	4	43606/5BS	13,720
228	54	16-18	Veneer	4	43607/2BS	19,195
228	54	16-18	Laminate	4	43607/5BS	14,485
240	54	16-18	Veneer	4	43608/2BS	20,210
240	54	16-18	Laminate	4	43608/5BS	15,250

GATEWAY™ EDGE CONFERENCE TABLES  
RACETRACK SHAPE Design - Busk + Hertzog



Specify edge type: add the two letter code after the model number



2 Bases

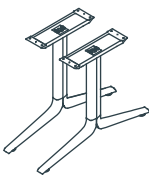
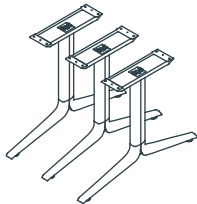


Table Height= 29"

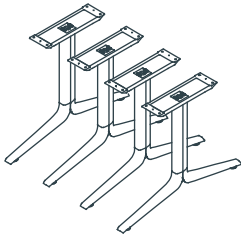
L"	X	D"	Sugg Seat Capacity	Top Finish	Top Sections	Model Number	List Price
* Based on a chair width of 25"							
60	30	4-6	Veneer	1	43583/2RK	6,630	
60	30	4-6	Laminate	1	43583/5RK	6,055	
72	30	6-8	Veneer	1	43584/2RK	6,965	
72	30	6-8	Laminate	1	43584/5RK	6,360	
72	36	6-8	Veneer	1	43585/2RK	7,575	
72	36	6-8	Laminate	1	43585/5RK	6,585	
84	36	6-8	Veneer	1	43586/2RK	7,955	
84	36	6-8	Laminate	1	43586/5RK	6,915	
84	42	6-8	Veneer	1	43587/2RK	8,380	
84	42	6-8	Laminate	1	43587/5RK	7,060	
96	42	6-8	Veneer	1	43588/2RK	8,815	
96	42	6-8	Laminate	1	43588/5RK	7,330	
96	48	6-8	Veneer	1	43589/2RK	9,310	
96	48	6-8	Laminate	1	43589/5RK	7,530	
108	42	8-10	Veneer	2	43590/2RK	9,515	
108	42	8-10	Laminate	2	43590/5RK	7,785	
108	48	8-10	Veneer	2	43591/2RK	10,060	
108	48	8-10	Laminate	2	43591/5RK	8,155	
120	42	8-10	Veneer	2	43592/2RK	9,950	
120	42	8-10	Laminate	2	43592/5RK	8,025	
120	48	8-10	Veneer	2	43593/2RK	10,565	
120	48	8-10	Laminate	2	43593/5RK	8,355	
120	54	8-10	Veneer	2	43594/2RK	11,105	
120	54	8-10	Laminate	2	43594/5RK	8,665	

3 Bases



L"	X	D"	Sugg Seat Capacity	Top Finish	Top Sections	Model Number	List Price
* Based on a chair width of 25"							
132	48	10-12	Veneer	2	43595/2RK	12,945	
132	48	10-12	Laminate	2	43595/5RK	10,515	
132	54	10-12	Veneer	2	43596/2RK	13,565	
132	54	10-12	Laminate	2	43596/5RK	10,855	
144	48	10-12	Veneer	2	43597/2RK	13,435	
144	48	10-12	Laminate	2	43597/5RK	10,760	
144	54	10-12	Veneer	2	43598/2RK	14,120	
144	54	10-12	Laminate	2	43598/5RK	11,090	
156	48	12-14	Veneer	2	43599/2RK	14,000	
156	48	12-14	Laminate	2	43599/5RK	11,090	
156	54	12-14	Veneer	2	43600/2RK	14,785	
156	54	12-14	Laminate	2	43600/5RK	11,525	
168	48	12-14	Veneer	2	43601/2RK	15,265	
168	48	12-14	Laminate	2	43601/5RK	12,115	
168	54	12-14	Veneer	2	43602/2RK	16,155	
168	54	12-14	Laminate	2	43602/5RK	12,630	
180	54	14-16	Veneer	3	43603/2RK	16,785	
180	54	14-16	Laminate	3	43603/5RK	12,935	

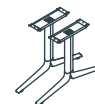
4 Bases



192	54	14-16	Veneer	4	43604/2RK	17,470	
192	54	14-16	Laminate	4	43604/5RK	13,320	
204	54	16-18	Veneer	4	43605/2RK	18,045	
204	54	16-18	Laminate	4	43605/5RK	13,710	
216	54	16-18	Veneer	4	43606/2RK	18,630	
216	54	16-18	Laminate	4	43606/5RK	14,050	
228	54	16-18	Veneer	4	43607/2RK	19,665	
228	54	16-18	Laminate	4	43607/5RK	14,835	
240	54	16-18	Veneer	4	43608/2RK	20,705	
240	54	16-18	Laminate	4	43608/5RK	15,615	

GATEWAY™ EDGE CONFERENCE TABLES  
SOFT RECTANGLE SHAPE

Design - Busk + Hertzog



Specify edge type: add the two letter code after the model number



Taper Edge (TE)



Self Edge (SE)



Facet Edge (FE)



Flowform Edge "FF"  
5% upcharge  
laminite not available



Camber Edge "CE"  
5% upcharge  
laminite not available

2 Bases

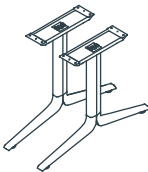
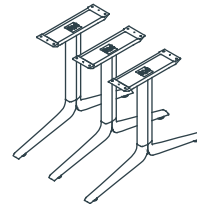


Table Height= 29"

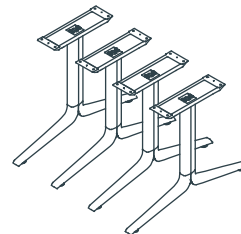
L"	X	D"	Sugg Seat Capacity	Top Finish	Top Sections	Model Number	List Price
* Based on a chair width of 25"							
60	30	4-6	Veneer	1		43583/2RT	6,180
60	30	4-6	Laminate	1		43583/5RT	5,655
72	36	6-8	Veneer	1		43584/2RT	6,495
72	36	6-8	Laminate	1		43584/5RT	5,935
72	36	6-8	Veneer	1		43585/2RT	7,070
72	36	6-8	Laminate	1		43585/5RT	6,150
84	36	6-8	Veneer	1		43586/2RT	7,425
84	36	6-8	Laminate	1		43586/5RT	6,455
84	42	6-8	Veneer	1		43587/2RT	7,820
84	42	6-8	Laminate	1		43587/5RT	6,585
96	42	6-8	Veneer	1		43588/2RT	8,230
96	42	6-8	Laminate	1		43588/5RT	6,845
96	48	6-8	Veneer	1		43589/2RT	8,690
96	48	6-8	Laminate	1		43589/5RT	7,025
108	42	8-10	Veneer	2		43590/2RT	8,885
108	42	8-10	Laminate	2		43590/5RT	7,265
108	48	8-10	Veneer	2		43591/2RT	9,390
108	48	8-10	Laminate	2		43591/5RT	7,615
120	42	8-10	Veneer	2		43592/2RT	9,285
120	42	8-10	Laminate	2		43592/5RT	7,490
120	48	8-10	Veneer	2		43593/2RT	9,860
120	48	8-10	Laminate	2		43593/5RT	7,800
120	54	8-10	Veneer	2		43594/2RT	10,370
120	54	8-10	Laminate	2		43594/5RT	8,085

3 Bases



L"	X	D"	Sugg Seat Capacity	Top Finish	Top Sections	Model Number	List Price
* Based on a chair width of 25"							
132	48	10-12	Veneer	2		43595/2RT	12,085
132	48	10-12	Laminate	2		43595/5RT	9,810
132	54	10-12	Veneer	2		43596/2RT	12,655
132	54	10-12	Laminate	2		43596/5RT	10,130
144	48	10-12	Veneer	2		43597/2RT	12,545
144	48	10-12	Laminate	2		43597/5RT	10,040
144	54	10-12	Veneer	2		43598/2RT	13,180
144	54	10-12	Laminate	2		43598/5RT	10,355
156	48	12-14	Veneer	2		43599/2RT	13,070
156	48	12-14	Laminate	2		43599/5RT	10,355
156	54	12-14	Veneer	2		43600/2RT	13,805
156	54	12-14	Laminate	2		43600/5RT	10,760
168	48	12-14	Veneer	2		43601/2RT	14,245
168	48	12-14	Laminate	2		43601/5RT	11,310
168	54	12-14	Veneer	2		43602/2RT	15,080
168	54	12-14	Laminate	2		43602/5RT	11,790
180	54	14-16	Veneer	3		43603/2RT	15,675
180	54	14-16	Laminate	3		43603/5RT	12,070

4 Bases



192	54	14-16	Veneer	4		43604/2RT	16,305
192	54	14-16	Laminate	4		43604/5RT	12,435
204	54	16-18	Veneer	4		43605/2RT	16,845
204	54	16-18	Laminate	4		43605/5RT	12,795
216	54	16-18	Veneer	4		43606/2RT	17,390
216	54	16-18	Laminate	4		43606/5RT	13,115
228	54	16-18	Veneer	4		43607/2RT	18,355
228	54	16-18	Laminate	4		43607/5RT	13,845
240	54	16-18	Veneer	4		43608/2RT	19,320
240	54	16-18	Laminate	4		43608/5RT	14,575

GATEWAY™ EDGE CONFERENCE TABLES  
SOFT RECTANGLE SHAPE Design - Busk + Hertzog



Specify edge type: add the two letter code after the model number



2 Bases

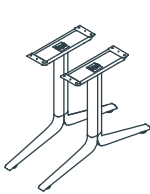
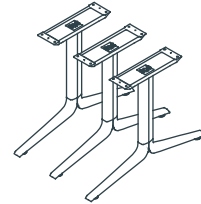


Table Height= 29"

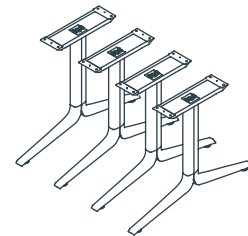
L"	X	D"	Sugg Seat Capacity	Top Finish	Top Sections	Model Number	List Price
* Based on a chair width of 25"							
60	30	4-6	Veneer	1	43583/2RS	6,310	
60	30	4-6	Laminate	1	43583/5RS	5,765	
72	36	6-8	Veneer	1	43584/2RS	6,630	
72	36	6-8	Laminate	1	43584/5RS	6,055	
72	36	6-8	Veneer	1	43585/2RS	7,210	
72	36	6-8	Laminate	1	43585/5RS	6,270	
84	36	6-8	Veneer	1	43586/2RS	7,575	
84	36	6-8	Laminate	1	43586/5RS	6,585	
84	42	6-8	Veneer	1	43587/2RS	7,975	
84	42	6-8	Laminate	1	43587/5RS	6,715	
96	42	6-8	Veneer	1	43588/2RS	8,390	
96	42	6-8	Laminate	1	43588/5RS	6,980	
96	48	6-8	Veneer	1	43589/2RS	8,865	
96	48	6-8	Laminate	1	43589/5RS	7,170	
108	42	8-10	Veneer	2	43590/2RS	9,065	
108	42	8-10	Laminate	2	43590/5RS	7,410	
108	48	8-10	Veneer	2	43591/2RS	9,580	
108	48	8-10	Laminate	2	43591/5RS	7,765	
120	42	8-10	Veneer	2	43592/2RS	9,475	
120	42	8-10	Laminate	2	43592/5RS	7,640	
120	48	8-10	Veneer	2	43593/2RS	10,060	
120	48	8-10	Laminate	2	43593/5RS	7,955	
120	54	8-10	Veneer	2	43594/2RS	10,580	
120	54	8-10	Laminate	2	43594/5RS	8,250	

3 Bases



L"	X	D"	Sugg Seat Capacity	Top Finish	Top Sections	Model Number	List Price
* Based on a chair width of 25"							
132	48	10-12	Veneer	2	43595/2RS	12,325	
132	48	10-12	Laminate	2	43595/5RS	10,010	
132	54	10-12	Veneer	2	43596/2RS	12,910	
132	54	10-12	Laminate	2	43596/5RS	10,335	
144	48	10-12	Veneer	2	43597/2RS	12,795	
144	48	10-12	Laminate	2	43597/5RS	10,245	
144	54	10-12	Veneer	2	43598/2RS	13,450	
144	54	10-12	Laminate	2	43598/5RS	10,565	
156	48	12-14	Veneer	2	43599/2RS	13,330	
156	48	12-14	Laminate	2	43599/5RS	10,565	
156	54	12-14	Veneer	2	43600/2RS	14,085	
156	54	12-14	Laminate	2	43600/5RS	10,975	
168	48	12-14	Veneer	2	43601/2RS	14,535	
168	48	12-14	Laminate	2	43601/5RS	11,535	
168	54	12-14	Veneer	2	43602/2RS	15,385	
168	54	12-14	Laminate	2	43602/5RS	12,025	
180	54	14-16	Veneer	3	43603/2RS	15,990	
180	54	14-16	Laminate	3	43603/5RS	12,315	

4 Bases



192	54	14-16	Veneer	4	43604/2RS	16,635	
192	54	14-16	Laminate	4	43604/5RS	12,685	
204	54	16-18	Veneer	4	43605/2RS	17,185	
204	54	16-18	Laminate	4	43605/5RS	13,055	
216	54	16-18	Veneer	4	43606/2RS	17,740	
216	54	16-18	Laminate	4	43606/5RS	13,380	
228	54	16-18	Veneer	4	43607/2RS	18,730	
228	54	16-18	Laminate	4	43607/5RS	14,125	
240	54	16-18	Veneer	4	43608/2RS	19,715	
240	54	16-18	Laminate	4	43608/5RS	14,870	

GATEWAY™ EDGE CONFERENCE TABLES  
SUPER ELLIPSE SHAPE Design - Busk + Hertzog



Specify edge type: add the two letter code after the model number



2 Bases

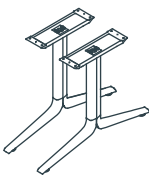
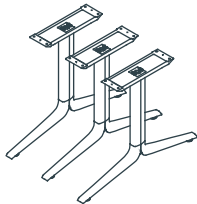


Table Height= 29"

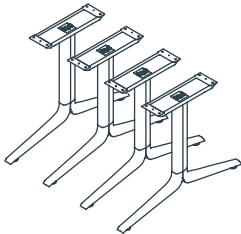
L"	X	D"	Sugg Seat Capacity	Top Finish	Top Sections	Model Number	List Price
* Based on a chair width of 25"							
60	30	4-6	Veneer	1	43583/2SE	6,790	
60	30	4-6	Laminate	1	43583/5SE	6,195	
72	30	6-8	Veneer	1	43584/2SE	7,130	
72	30	6-8	Laminate	1	43584/5SE	6,505	
72	36	6-8	Veneer	1	43585/2SE	7,755	
72	36	6-8	Laminate	1	43585/5SE	6,740	
84	36	6-8	Veneer	1	43586/2SE	8,145	
84	36	6-8	Laminate	1	43586/5SE	7,080	
84	42	6-8	Veneer	1	43587/2SE	8,575	
84	42	6-8	Laminate	1	43587/5SE	7,220	
96	42	6-8	Veneer	1	43588/2SE	9,025	
96	42	6-8	Laminate	1	43588/5SE	7,510	
96	48	6-8	Veneer	1	43589/2SE	9,530	
96	48	6-8	Laminate	1	43589/5SE	7,705	
108	42	8-10	Veneer	2	43590/2SE	9,740	
108	42	8-10	Laminate	2	43590/5SE	7,965	
108	48	8-10	Veneer	2	43591/2SE	10,305	
108	48	8-10	Laminate	2	43591/5SE	8,350	
120	42	8-10	Veneer	2	43592/2SE	10,185	
120	42	8-10	Laminate	2	43592/5SE	8,210	
120	48	8-10	Veneer	2	43593/2SE	10,825	
120	48	8-10	Laminate	2	43593/5SE	8,555	
120	54	8-10	Veneer	2	43594/2SE	11,375	
120	54	8-10	Laminate	2	43594/5SE	8,870	

3 Bases




L"	X	D"	Sugg Seat Capacity	Top Finish	Top Sections	Model Number	List Price
* Based on a chair width of 25"							
132	48	10-12	Veneer	2	43595/2SE	13,255	
132	48	10-12	Laminate	2	43595/5SE	10,760	
132	54	10-12	Veneer	2	43596/2SE	13,885	
132	54	10-12	Laminate	2	43596/5SE	11,110	
144	48	10-12	Veneer	2	43597/2SE	13,750	
144	48	10-12	Laminate	2	43597/5SE	11,020	
144	54	10-12	Veneer	2	43598/2SE	14,465	
144	54	10-12	Laminate	2	43598/5SE	11,365	
156	48	12-14	Veneer	2	43599/2SE	14,335	
156	48	12-14	Laminate	2	43599/5SE	11,365	
156	54	12-14	Veneer	2	43600/2SE	15,140	
156	54	12-14	Laminate	2	43600/5SE	11,810	
168	48	12-14	Veneer	2	43601/2SE	15,625	
168	48	12-14	Laminate	2	43601/5SE	12,410	
168	54	12-14	Veneer	2	43602/2SE	16,540	
168	54	12-14	Laminate	2	43602/5SE	12,935	
180	54	14-16	Veneer	3	43603/2SE	17,190	
180	54	14-16	Laminate	3	43603/5SE	13,245	

4 Bases

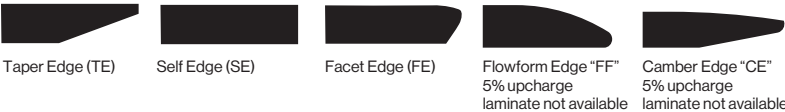


192	54	14-16	Veneer	4	43604/2SE	17,885
192	54	14-16	Laminate	4	43604/5SE	13,635
204	54	16-18	Veneer	4	43605/2SE	18,475
204	54	16-18	Laminate	4	43605/5SE	14,035
216	54	16-18	Veneer	4	43606/2SE	19,075
216	54	16-18	Laminate	4	43606/5SE	14,380
228	54	16-18	Veneer	4	43607/2SE	20,180
228	54	16-18	Laminate	4	43607/5SE	15,185
240	54	16-18	Veneer	4	43608/2SE	21,245
240	54	16-18	Laminate	4	43608/5SE	15,990

GATEWAY™ EDGE CONFERENCE TABLES  
FACETED BOAT SHAPE Design - Busk + Hertzog



Specify edge type: add the two letter code after the model number



2 Bases

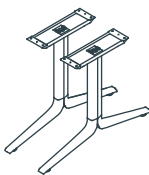
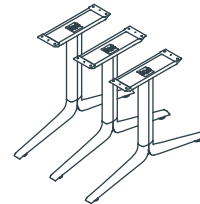


Table Height= 29"

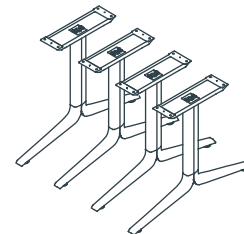
L"	X	D"	Sugg Seat Capacity	Top Finish	Top Sections	Model Number	List Price
* Based on a chair width of 25"							
<b>72</b>	<b>36</b>	<b>6-8</b>	<b>Veneer</b>	<b>1</b>	<b>43585/2FB</b>	<b>7,585</b>	
72	36	6-8	Laminate	1	43585/5FB	6,590	
<b>84</b>	<b>36</b>	<b>6-8</b>	<b>Veneer</b>	<b>1</b>	<b>43586/2FB</b>	<b>7,960</b>	
84	36	6-8	Laminate	1	43586/5FB	6,925	
<b>84</b>	<b>42</b>	<b>6-8</b>	<b>Veneer</b>	<b>1</b>	<b>43587/2FB</b>	<b>8,385</b>	
84	42	6-8	Laminate	1	43587/5FB	7,060	
<b>96</b>	<b>42</b>	<b>6-8</b>	<b>Veneer</b>	<b>1</b>	<b>43588/2FB</b>	<b>8,815</b>	
96	42	6-8	Laminate	1	43588/5FB	7,345	
<b>96</b>	<b>48</b>	<b>6-8</b>	<b>Veneer</b>	<b>1</b>	<b>43589/2FB</b>	<b>9,315</b>	
96	48	6-8	Laminate	1	43589/5FB	7,535	
<b>108</b>	<b>42</b>	<b>8-10</b>	<b>Veneer</b>	<b>2</b>	<b>43590/2FB</b>	<b>9,525</b>	
108	42	8-10	Laminate	2	43590/5FB	7,795	
<b>108</b>	<b>48</b>	<b>8-10</b>	<b>Veneer</b>	<b>2</b>	<b>43591/2FB</b>	<b>10,070</b>	
108	48	8-10	Laminate	2	43591/5FB	8,160	
<b>120</b>	<b>42</b>	<b>8-10</b>	<b>Veneer</b>	<b>2</b>	<b>43592/2FB</b>	<b>9,955</b>	
120	42	8-10	Laminate	2	43592/5FB	8,030	
<b>120</b>	<b>48</b>	<b>8-10</b>	<b>Veneer</b>	<b>2</b>	<b>43593/2FB</b>	<b>10,580</b>	
120	48	8-10	Laminate	2	43593/5FB	8,360	
<b>120</b>	<b>54</b>	<b>8-10</b>	<b>Veneer</b>	<b>2</b>	<b>43594/2FB</b>	<b>11,115</b>	
120	54	8-10	Laminate	2	43594/5FB	8,675	

3 Bases



L"	X	D"	Sugg Seat Capacity	Top Finish	Top Sections	Model Number	List Price
* Based on a chair width of 25"							
<b>132</b>	<b>48</b>	<b>10-12</b>	<b>Veneer</b>	<b>2</b>	<b>43595/2FB</b>	<b>12,955</b>	
132	48	10-12	Laminate	2	43595/5FB	10,520	
<b>132</b>	<b>54</b>	<b>10-12</b>	<b>Veneer</b>	<b>2</b>	<b>43596/2FB</b>	<b>13,580</b>	
132	54	10-12	Laminate	2	43596/5FB	10,870	
<b>144</b>	<b>48</b>	<b>10-12</b>	<b>Veneer</b>	<b>2</b>	<b>43597/2FB</b>	<b>13,440</b>	
144	48	10-12	Laminate	2	43597/5FB	10,775	
<b>144</b>	<b>54</b>	<b>10-12</b>	<b>Veneer</b>	<b>2</b>	<b>43598/2FB</b>	<b>14,135</b>	
144	54	10-12	Laminate	2	43598/5FB	11,110	
<b>156</b>	<b>48</b>	<b>12-14</b>	<b>Veneer</b>	<b>2</b>	<b>43599/2FB</b>	<b>14,015</b>	
156	48	12-14	Laminate	2	43599/5FB	11,110	
<b>156</b>	<b>54</b>	<b>12-14</b>	<b>Veneer</b>	<b>2</b>	<b>43600/2FB</b>	<b>14,800</b>	
156	54	12-14	Laminate	2	43600/5FB	11,540	
<b>168</b>	<b>48</b>	<b>12-14</b>	<b>Veneer</b>	<b>2</b>	<b>43601/2FB</b>	<b>15,270</b>	
168	48	12-14	Laminate	2	43601/5FB	12,130	
<b>168</b>	<b>54</b>	<b>12-14</b>	<b>Veneer</b>	<b>2</b>	<b>43602/2FB</b>	<b>16,165</b>	
168	54	12-14	Laminate	2	43602/5FB	12,640	
<b>180</b>	<b>54</b>	<b>14-16</b>	<b>Veneer</b>	<b>3</b>	<b>43603/2FB</b>	<b>16,800</b>	
180	54	14-16	Laminate	3	43603/5FB	12,945	

4 Bases



<b>192</b>	<b>54</b>	<b>14-16</b>	<b>Veneer</b>	<b>4</b>	<b>43604/2FB</b>	<b>17,485</b>	
192	54	14-16	Laminate	4	43604/5FB	13,325	
<b>204</b>	<b>54</b>	<b>16-18</b>	<b>Veneer</b>	<b>4</b>	<b>43605/2FB</b>	<b>18,060</b>	
204	54	16-18	Laminate	4	43605/5FB	13,715	
<b>216</b>	<b>54</b>	<b>16-18</b>	<b>Veneer</b>	<b>4</b>	<b>43606/2FB</b>	<b>18,640</b>	
216	54	16-18	Laminate	4	43606/5FB	14,065	
<b>228</b>	<b>54</b>	<b>16-18</b>	<b>Veneer</b>	<b>4</b>	<b>43607/2FB</b>	<b>19,680</b>	
228	54	16-18	Laminate	4	43607/5FB	14,850	
<b>240</b>	<b>54</b>	<b>16-18</b>	<b>Veneer</b>	<b>4</b>	<b>43608/2FB</b>	<b>20,720</b>	
240	54	16-18	Laminate	4	43608/5FB	15,630	



GATEWAY™ EDGE CONFERENCE TABLES  
CLOSED VISTA SHAPE Design - Busk + Hertzog



Specify edge type: add the two letter code after the model number



2 Bases

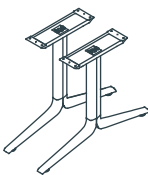
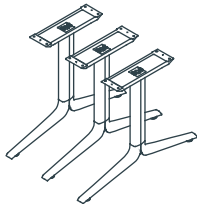


Table Height= 29"

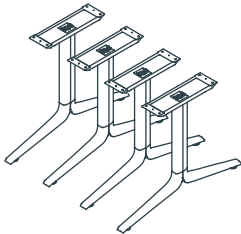
L"	X	D"	Sugg Seat Capacity	Top Finish	Top Sections	Model Number	List Price
* Based on a chair width of 25"							
96	28-42	6-8	Veneer	1	43608/2VC	9,480	
96	28-42	6-8	Laminate	1	43608/5VC	7,585	
96	33-48	6-8	Veneer	1	43609/2CV	9,955	
96	33-48	6-8	Laminate	1	43609/5CV	8,045	
108	28-42	8-10	Veneer	2	43610/2CV	10,440	
108	28-42	8-10	Laminate	2	43610/5CV	8,380	
108	33-48	8-10	Veneer	2	43611/2VC	10,760	
108	33-48	8-10	Laminate	2	43611/5VC	8,710	
120	28-42	8-10	Veneer	2	43612/2VC	10,945	
120	28-42	8-10	Laminate	2	43612/5VC	8,760	
120	33-48	8-10	Veneer	2	43613/2VC	11,280	
120	33-48	8-10	Laminate	2	43613/5VC	8,910	
120	38-54	8-10	Veneer	2	43614/2VC	11,850	
120	38-54	8-10	Laminate	2	43614/5VC	9,260	

3 Bases




L"	X	D"	Sugg Seat Capacity	Top Finish	Top Sections	Model Number	List Price
* Based on a chair width of 25"							
132	33-48	10-12	Veneer	2	43615/2VC	13,825	
132	33-48	10-12	Laminate	2	43615/5VC	11,245	
132	38-54	10-12	Veneer	2	43616/2VC	14,500	
132	38-54	10-12	Laminate	2	43616/5VC	11,595	
144	33-48	10-12	Veneer	2	43617/2VC	14,360	
144	33-48	10-12	Laminate	2	43617/5VC	11,485	
144	38-54	10-12	Veneer	2	43618/2VC	15,075	
144	38-54	10-12	Laminate	2	43618/5VC	11,845	
156	33-48	12-14	Veneer	2	43619/2VC	14,965	
156	33-48	12-14	Laminate	2	43619/5VC	11,845	
156	38-54	12-14	Veneer	2	43620/2VC	15,785	
156	38-54	12-14	Laminate	2	43620/5VC	12,310	
168	33-48	12-14	Veneer	2	43621/2VC	16,295	
168	33-48	12-14	Laminate	2	43621/5VC	12,935	
168	38-54	12-14	Veneer	2	43622/2VC	17,230	
168	38-54	12-14	Laminate	2	43622/5VC	13,485	
180	38-54	14-16	Veneer	3	43623/2VC	17,940	
180	38-54	14-16	Laminate	3	43623/5VC	13,810	

4 Bases



192	38-54	14-16	Veneer	4	43624/5VC	18,660
192	38-54	14-16	Laminate	4	43624/5VC	14,220
204	38-54	16-18	Veneer	4	43625/2VC	19,280
204	38-54	16-18	Laminate	4	43625/5VC	14,625
216	38-54	16-18	Veneer	4	43626/2VC	19,910
216	38-54	16-18	Laminate	4	43626/5VC	14,995
228	38-54	16-18	Veneer	4	43627/2VC	20,950
228	38-54	16-18	Laminate	4	43627/5VC	15,780
240	38-54	16-18	Veneer	4	43628/2VC	21,990
240	38-54	16-18	Laminate	4	43628/5VC	16,560

	Model Number	Color	List Price	Product Description
Grommet for Power Cable	23416		350	<ul style="list-style-type: none"><li>• Flush aluminum grommet accommodates two 16 gauge power cables and plugs, or 6 data/voice cables and plugs.</li><li>• Finished outside diameter 1<sup>5/8"</sup>, inside diameter is 1<sup>1/4"</sup>.</li><li>• Available in five anodized aluminum colors: silver, champagne, light bronze, bronze and black.</li></ul>
				

VOX® CABLE CONDUIT

Vox® Expandable Cable Conduit



Expandable Cable Conduit for Standard Height

55024-B	Black	1,225
55024-S	Silver	1,225
55024-C	Clear	1,225

Expandable Cable Conduit for Standing Height

55024-BXL	Black	1,300
55024-SXL	Silver	1,300
55024-CXL	Clear	1,300

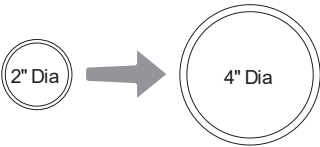
Note: Expandable Cable Conduit for height adjustable tables are 42" long.

The Vox® Expandable Cable Conduit is made of woven, flexible plastic wire. Its unique properties allow it to expand and contract to allow for different cable capacities.

A "U" bracket at the top attaches to the support rail. An 8" diameter counter weight is incorporated at the base which can be positioned to accommodate core drills or receptacle positions. Inside hole diameter is 3.5".

Cable capacity range is from two inches to four inches.

Shipped with extra length, the Vox expandable cable conduit can easily be shortened on site if required.



Vox® Linked Cable Conduit



55025-B	Black	1,335
55025-S	Silver	1,335
55025-C	Clear	1,335

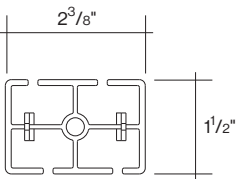
The Vox® Linked Cable Conduit is comprised of a series of plastic elements that are divided into 4 cavities.

As an assembly it bends in a single direction but may also be rotated about its top mount.

A "U" bracket at the top attaches to the support rail.

An 8" diameter counter weight is incorporated at the base which can be positioned to accommodate core drills or receptacle positions. Inside hole diameter is 3.5".

- 2" long segments can be removed to desired length.
- Wire capacity: eighteen 16 gauge cables.



# TERMS AND CONDITIONS OF SALE

---

## PRICES

All prices are list prices, FOB our Toronto Factory- freight charges are extra. Packing and/ or crating is available, if required, upcharges apply.

Due to existing conditions in regard to cost of labor and materials, we reserve the right to change prices without notice.

## TERMS

Net 30 days from date of invoice to accredited buyers. Two per cent (2%) interest charged monthly on overdue accounts. Deposit of 50% is required with order. Terms will be established upon credit evaluation. Due to delays in processing references, first orders may be treated as C.B.D. orders.

## ORDER CONFIRMATION

Orders are accepted upon issuance of our order confirmation and are subject to the terms set forth therein; notwithstanding any variance from the terms of the buyer's order form.

Nienkämper is not liable for any delay or failure to deliver caused by labor or transportation difficulties, accidents, acts of God, failure of sources of supply, or other causes beyond our control, and changes will affect the delivery date.

## CHANGE OF ORDERS OR CANCELLATIONS

Changes or cancellations are subject to our ability to conform. A charge will be levied against canceled or changed orders based on costs already incurred by Nienkämper. All changes must be in writing and submitted on a revised purchase order. Changes will affect the delivery date.

## STORAGE

If goods cannot be accepted when ready, we may transfer them to storage (which is to be deemed as delivery for invoice purposes). The customer accepts risks and will be charged at prevailing rates.

## FREIGHT

All prices are list prices, FOB our Toronto Factory- freight charges are extra.

Packing and/or crating are available, if required, upcharges apply.

## CLAIMS

All furniture is given to the carrier and signed for in good condition. It is the responsibility of the receiver to sign for the goods in the presence of the carrier and note the condition in which they are received. Freight claims should be filed with the carrier.

## WARRANTY

There are no express or implied warranties, conditions and obligations of the manufacturer, whether statutory or otherwise that extend beyond the description on the face hereof. Our furniture is made to the highest standard and is warranted free from defects of material and workmanship for five years from the date of delivery. During the warranty period we will repair or replace such merchandise as shall prove to be defective, during normal usage in accordance with manufacturer's specifications. The manufacturer shall not be liable for defect wholly attributable to normal manufacturing process. Replacement or repair of the Product shall be the sole remedy of the Customer, and the manufacturer shall not be liable for any direct, indirect, incidental, or consequential loss or damage suffered by the Customer by reason of any defect in workmanship or manufacture of the Product or inability to use the Product. Moreover, this warranty does not cover accidental damage, abuse, alteration, ordinary wear and tear of Goods, negligence and misuse nor variations over which we have no control such as heat or humidity or damage to which the Goods are connected that is not attributable to the failure of the goods themselves. This warranty is null and void when the product is installed with hardware other than that supplied and/or when installed differently than recommended in the installation guide. Modification to the product or hardware may result in failure of the product and cause damage and/or injury.

## WOOD FINISHES

Nienkämper offers a wide variety of standard light finishes on cherry, mahogany and figured anagré wood veneers, and a clear natural finish on figured anagré, figured sycamore, maple, bird's eye maple and curly maple.

Light finishes do not mask the grain and other characteristics of each wood species. It is important to understand that pieces of the same type of wood will not look identical when a light finish is used. The appearance of the finish will also depend on the natural color of the veneer. Cherry darkens over time as the wood ages. Pin knots and gum pockets are inherent traits.

Wood is a naturally variable raw material; its variances are not within the furniture manufacturer's control and are therefore not considered defects under this warranty.