

nienkämper

GATEWAY™ EDGE

WALL MOUNTED TABLES



2026

Prices shown are List Prices, FOB our Toronto
Factory- freight charges are extra. Packing and/
or crating is available, if required, upcharges apply.

GATEWAY™ EDGE WALL MOUNTED TABLES

FEATURES & OPTIONS

Design - busk + hertzog

Top Options:

Dimensions:

- Two table heights are standard to Gateway™ Edge Wall Mounted Tables, 29" standard work height and 38" standing height.
- Table depths: 36" to 60" (some depths limited by top shape).
- Table lengths are available from 48" to 96"
- Standard top thickness is 1¼"

Top Shape:

- Standard top shapes are Semi-Facet, Round, Rectangle with soft corners & D End

Edges:

- 2" Taper edge is standard but Self edge also available.

Material /Finishes:

- Gateway™ Edge table tops are available in all Nienkämper high quality veneers, stains and finishes.
- All standard and finger print resistant plastic laminates are available.

Connectivity Options:

- Gateway™ Edge Wall Mounted Tables are available with a range of single and multi-user connectivity devices to suit most technology and price point requirements.
- The system can also be customized to suite customer specific equipment.
- Tables are compatible with Vox® M Series Forum or Vox® Simple Forums.
- Wiring travels through Gateway™ Edge base to floor monuments or directly to wall outlets.
- Wire management pan can be added for concealing cables to the wall outlets.
- Cable conduit can also be added if extra large capacity wire management is required

Base Features & Options:

Dimensions:

- Gateway™ Edge Wall Mounted Tables have two base sizes, 20" and 30" wide.

Finishes:

- Bases are standard with a mirror polished finish.
- Bases are available in all Nienkämper standard powder coat finishes.




Vox® M Forum



Vox® Simple Popup Forum



Vox® Simple Forum



Vox® Double Sided Forum

54"x48 Faceted Vista - Mdl 43521/2F38
RL-01 finger print resistant p-lam top with PC-06 Powder Coat Leg



GATEWAY COLLECTION FINISHES —VENEER

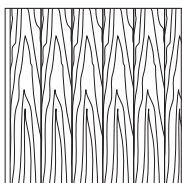
All wood surfaces are protected with a durable polyurethane clear lacquer with UV inhibitor. This finish is known for its exceptional durability, as well as abrasion, chemical, impact and scratch resistance. Standard sheen level is 45 degrees. Optional matte, 5, 10 and 35 degree sheen levels are available on request at no additional cost.

Wood Species	Order Code	Veneer/Stain	Upcharge
Maple	F-01	Natural Maple	No upcharge applies.
	F-02	Natural Curly Maple - Rotary Cut	Add 15%.
	F-03	Natural Bird's Eye Maple - Rotary Cut	Call Customer Service for pricing.
	F-04	Maple Stained Pear	No upcharge applies.
Cherry	F-05	Natural Cherry	No upcharge applies.
	F-06	Standard Cherry	No upcharge applies.
	F-07	Cherry Stained Amber	No upcharge applies.
	F-08	Cherry Stained Auburn	No upcharge applies.
	F-09	Cherry Stained Burgundy	No upcharge applies.
Mahogany	F-10	Light Mahogany	No upcharge applies.
	F-11	Medium Mahogany	No upcharge applies.
	F-12	Dark Mahogany	No upcharge applies.
	F-13	Red Mahogany	No upcharge applies.
Anagre	F-14	Natural Figured Anagre - Qtr. Cut Book-Match	Add 15%.
	F-15	Figured Anagre Stained Amber - Qtr. Cut Book-Match	Add 15%.
Sycamore	F-16	Natural Figured Sycamore - Qtr. Cut Book-Match	Add 15%.
Walnut	F-17	Burnt Walnut	No upcharge applies.
	F-19	Natural Walnut- Flat Cut Book-Match	No upcharge applies.
	F-19FM	Natural Walnut- Flat Cut Book-Match (matte sheen)	No upcharge applies.
	F-27F	Creamy Walnut- Flat Cut Book-Match (10° sheen)	No upcharge applies.
	F-27R	Creamy Walnut - Rift Cut Slip-Match (10° sheen)	Add 5%
	F-28	Tawny Walnut	No upcharge applies.
	F-31FM	Autumn Walnut- Flat Cut Book-Match (matte sheen)	No upcharge applies.
	F-31RM	Autumn Walnut - Rift Cut Slip-Match (matte sheen)	Add 5%
Oak	F-18F	Natural White Oak - Flat Cut Book-Match (10° sheen)	No upcharge applies.
	F-18R	Natural White Oak - Rift Cut Slip-Match (10° sheen)	Add 5%
	F-26	Charcoal Ash On Oak- Flat Cut Book- Match (10° sheen)	No upcharge applies.
	F-29F	Smoky Oak - Flat Cut Book-Match	No upcharge applies.
	F-29R	Smoky Oak - Rift Cut Slip-Match	Add 5%
	F-29FM	Smoky Oak - Flat Cut Book-Match (matte sheen)	No upcharge applies.
	F-29RM	Smoky Oak - Rift Cut Slip-Match (matte sheen)	Add 5%
	F-30FM	Whisper White Oak - Flat Cut Book-Match (matte sheen)	No upcharge applies.
	F-30RM	Whisper White Oak - Rift Cut Slip-Match (matte sheen)	Add 5%
	F-32FM	Cotton White Oak - Flat Cut Book-Match (matte sheen)	No upcharge applies.
	F-32RM	Cotton White Oak - Rift Cut Slip-Match (matte sheen)	Add 5%
Sapele – Ribbon Stripe	F-20	Natural Ribbon Strip Sapele - Qtr. Cut Slip-Match	No upcharge applies.
Moabi (Cherry substitute)	F-21	Natural Moabi - Quarter - Qtr. Cut Book-Match	No upcharge applies.
Cape Coast Walnut	F-22	Dark Cape Coast Walnut - Qtr. Cut Slip-Match	No upcharge applies.
	F-23	Natural Cape Coast Walnut - Qtr. Cut Slip-Match	No upcharge applies.
	F-23	Natural Cape Coast Walnut - Qtr. Cut Slip-Match	No upcharge applies.
Ash	F-25	Slate Gray Ash - Qtr. Cut Slip-Match	No upcharge applies.

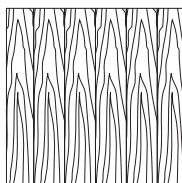
VENEER GRAIN OPTIONS

Nienkämper products utilize the best quality veneers available, and, combined with Nienkämper's patented veneering systems, create work environments of incredible quality and beauty.


All veneer furniture comes standard with flat cut book-match veneer; flat cut slip-match veneer can also be specified. Quarter cut slip-match and quarter cut book-match veneers are available at a 5% upcharge. Figured Anagre and Figured Sycamore veneers are Quarter cut book-matched. Bird's Eye Maple and Curly Maple are rotary cut. Facet Edge, Taper edge, Flowform, Camber and Self edge tops with veneer are manufactured with a solid wood edge. All edges are then veneer wrapped to create a seamless profile top.




Standard V1
Flat Cut Book-Match



Flat Cut Slip-Match V2



Quarter Cut Slip-Match V3
Add 5%



Quarter Cut Book-Match V4
Add 5%

GATEWAY™ COLLECTION FINISHES — P-LAM

Wood grain plastic laminate surfaces are available on table tops with Facet, Taper and Self edges.

These tops are manufactured with a solid wood edge that is applied prior to the laminate top surface. This method conceals the thickness of the wood edge, while providing the durability required. Wood edges are selected that most closely resemble both the species and the color of the laminate chosen

Nienkämper has pre-selected a number of standard wood grain plastic laminates that represent a cross section of both color and species. Simply include the order code with the model number to make these selections. Alternatively wood grain plastic laminates selected outside of Nienkämper's standard selection can be made by specifying the manufacturer as well as the description and model number of the laminate at the time of order.

Wood Grain Plastic Laminate Surfaces	Order Code	Manufacturer #	Finish
Hardrock Maple	WL2	Pionite WM791-SD	Textured/Suede
Monticello Maple	WL5	Wilsonart 7925-38	Fine Velvet Texture
Fusion Maple	WL13	Wilsonart 7909-60	Matte
New Age Oak	WL14	Wilsonart 7938-38	Fine Velvet Texture
Wild Cherry	WL18	Wilsonart 7054-60	Matte
River Cherry	WL19	Wilsonart 7937-38	Fine Velvet Texture
Montana Walnut	WL20	Wilsonart 7110T-78	Fine Grain
Skyline Walnut	WL26	Wilsonart 7964K-12	Soft Grain
Continental Walnut	WL-29	Wilsonart 8232K-05	Timbergrain
Neo Walnut	WL-30	Wilsonart 7991-38	Fine Velvet Texture
Walnut Heights	WL-31	Wilsonart 7965K-12	Soft Grain
Grayed Oak	WL-32	Formica 5791-PG	Pure Grain Texture
Millennium Oak	WL-33	Formica 5887-58	Matte
Aged Ash	WL-34	Formica 8844-WR	Woodbrush
Lowell Ash	WL-35	Wilsonart 7994-38	Fine Velvet Texture
Natural Ash	WL-36	Formica 8843-WR	Woodbrush
Norwegian Ash	WL-37	Wilsonart 8241-38	Fine Velvet Texture
Weathered Ash	WL-38	Formica 8842-WR	Woodbrush
Smoky Brown Pear	WL-39	Formica 5488-26	Oiled Wood
Studio Teak	WL-40	Wilsonart 7960K-18	Linearity
Fawn Cypress	WL-41	Wilsonart 8208K-16	Casual Rustic
Landmark Wood	WL-42	Wilsonart 7981K-12	Soft Grain
Natural Cerise	WL-43	Formica 8863-58	Matte
Natural Recon	WL-44	Wilsonart 7996-38	Fine Velvet Texture
Pecan Woodline	WL-45	Formica 5883-58	Matte

To specify the wood grain laminate required simply add the Order Code WL_ to the model number of the product.

Samples and specific technical data is available from your local sales representative or by contacting Nienkämper's Customer Service department at **800.668.9318**.

GATEWAY™ COLLECTION FINISHES —P-LAM

COLORED P-LAM

Nienkämper has a number of solid color laminates to choose from, simply include the order code with the model number to make these selections. Alternatively plastic laminates selected outside of Nienkämper's standard selection can be made by specifying the manufacturer as well as the description and model number of the laminate at the time of order. Contact customer service for pricing.

Colored Plastic Laminates Surface	Order Code	Manufacturer #	Finish
Grey (Nienkämper - Light Grey/Putty)	CL-01	Wilsonart 1500-60	Matte
Platinum Gray (Nienkämper - Medium Grey/Clay)	CL-02	Nevamar S6023T	Textured
Slate Grey (Nienkämper - Dark Grey)	CL-03	Wilsonart D91-60	Matte
Black	CL-04	Wilsonart 1595-60	Matte
Angel White	CL-05	Pionite SW-826SD	Textured/Suede
Frosty White	CL-06	Wilsonart 1573-60	Matte
White (for writable surface)	CL-07	Formica 949-90	Gloss

FINGERPRINT RESISTANT P-LAM

Fingerprint Resistant Plastic Laminate is an innovative material created for interior design applications and is suitable for both vertical and horizontal interior applications on our Nienkämper furniture.

The external surface of Fingerprint Resistant Plastic Laminate involves the use of nanotechnology made possible by next generation acrylic resins.

The unique composition offers extraordinary features coupled with a unique user experience. These include an ultra matte surface (eliminating glare), an ultra sofa feel, an anti-fingerprint surface, thermal healing of micro-scratches, increased durability as well as anti-bacterial and mold-resistant properties.

Edgeband matching all Fingerprint Resistant Plastic Laminate colors is only available when specifying a Taper edge. For Self edge tops 1" and 1 1/4" thick, matching edgeband are only available in Black (RL-01) and White (RL-03). When a matching edgeband is not available, the specified surface laminate is used on the edge. **Contact Customer Service for more details 800.668-9318.**

There is a 20% upcharge on our standard plastic laminate table pricing for Fingerprint Resistant Plastic Laminate.

Colored "Fingerprint Resistant" Plastic Laminate Surface	Order Code	Finish
Black	RL-01	Matte
Gray	RL-02	Matte
White	RL-03	Matte
Sand	RL-04	Matte
Brown	RL-05	Matte
Clay	RL-06	Matte
Beige	RL-07	Matte
Ash	RL-08	Matte
Smoke	RL-09	Matte

Edgeband to Match with Colored "Fingerprint Resistant" Plastic Laminate	Thickness	Order Code
Black	3/4", 1", 1-1/4"	RE-01
Gray	3/4"	RE-02
White	3/4", 1", 1-1/4"	RE-03
Sand	3/4"	RE-04
Brown	3/4"	RE-05
Clay	3/4"	RE-06
Beige	3/4"	RE-07
Ash	3/4"	RE-08
Smoke	3/4"	RE-09

GATEWAY™ COLLECTION FINISHES— P-LAM

COLORED P-LAM


Both Taper and Self edge profiles are available with a colored laminate top.

Laminate edging on Taper tops. Edging will match the top surface and is applied before the surface laminate. By applying the laminate in this way, the seam is positioned horizontally, which makes it much less conspicuous and more durable.

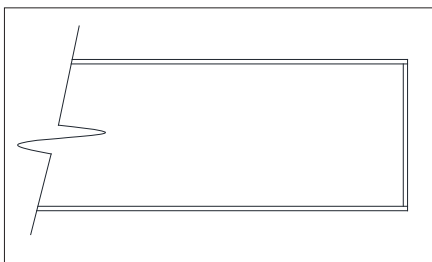
Wood edging on Self and Taper Edge tops are applied before the laminate. By applying the wood edge in this way, the wood edge thickness is concealed, while providing the durability required. Wood species and finishes for edging can be selected from page 8.

For laminates specified outside of Nienkämper's standard selection, specify the manufacturer as well as the description and model number of the laminate selected at the time of order. For Facet edge tops, the laminate must be a post-forming grade.

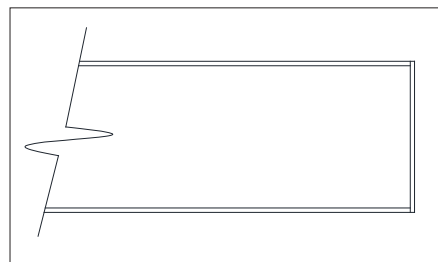
Translucent edging on Self and Taper edge tops is applied after the surface laminate. The translucent edge is very durable. Clear translucent edge provides a good match with most white-colored laminates, while a silver translucent edge provides a metallic look and contrast to colored plastic laminates.



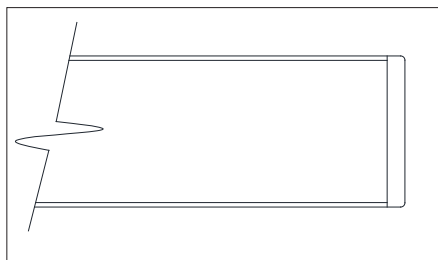
Wood Edge Detail



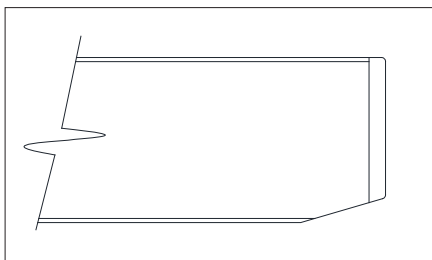
Laminate Edge Detail



Edge Band Detail



Translucent Edge Detail



1 1/4" Thick Self Edge with Translucent Edge Detail

GATEWAY™ COLLECTION FINISHES— POWDER COAT FINISHES

Powder coat paint is a premium finish used for its exceptional durability and refined appearance. Applied as a dry powder and cured under heat, it forms a tough, uniform surface that resists chipping, scratching, and fading—ideal for commercial environments. Nienkämper offers a curated palette of 18 color variations to suit any project.



PC-01 Nienkämper Silver




PC-02 Champagne




PC-03 Light Bronze



PC-04 Standard (Dark) Bronze



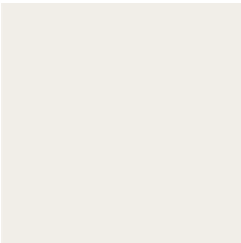
PC-06 Black Jack



PC-07 Warm White



PC-09 Red




PC-12 Cool White



PC-14 Pure Orange




PC-16 Lime



PC-17 Sky Blue



PC-18 Cobalt Blue



PC-22 Charcoal Gray (Matte)




PC-24 Matte Red Clay




PC-25 Cream



PC-26 Mulberry (Matte)



PC-27 Forest Green (Matte)



PC-28 Mustard (Matte)

GATEWAY™ WALL MOUNTED TABLES

WIRING

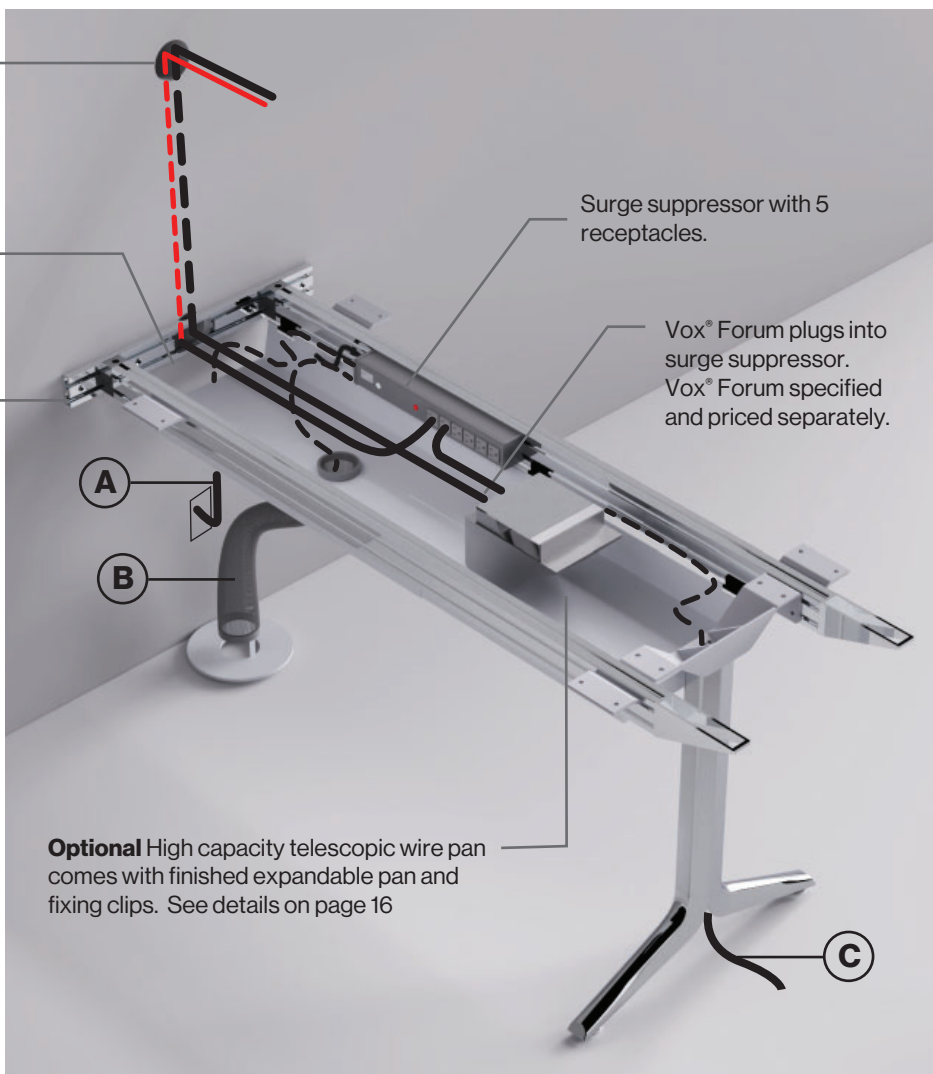
Access hole in wall for monitor cables.
Monitor and wall mount by others.

Exit hole in wall for monitor cables.

To install table simply mount wall fixing plate in place and clip stretcher rails and end base in place.

Surge suppressor with 5 receptacles.

Vox® Forum plugs into surge suppressor.
Vox® Forum specified and priced separately.



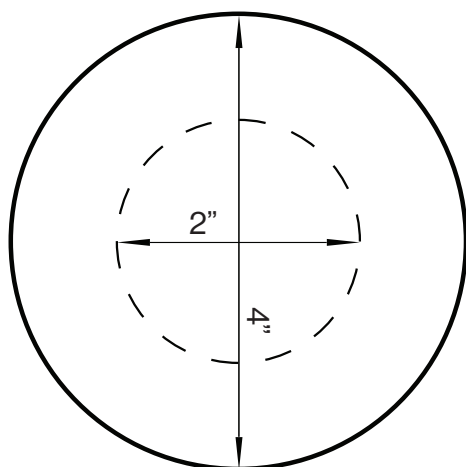
Cable Exit Options:

A) Table to wall: drape cord from bottom of table to wall outlet. Manage excess cable with included wire management clips.

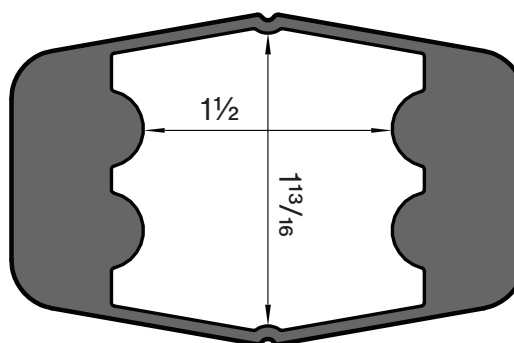
B) Telescopic Wire Pan to floor: use high capacity cable conduit.

C) Table to Floor: pass wires through fixed standard base, high capacity base or standing height base to floor.

Optional High capacity telescopic wire pan comes with finished expandable pan and fixing clips. See details on page 16



Expandable Cable Conduit Internal Clearance
(not to scale)

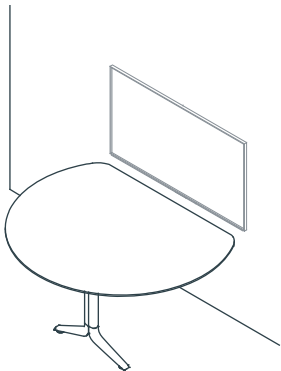


Gateway Edge Base Internal Clearance
(not to scale)

GATEWAY™ EDGE WALL MOUNTED TABLES
WALL MOUNTED TABLES - ROUND TOP

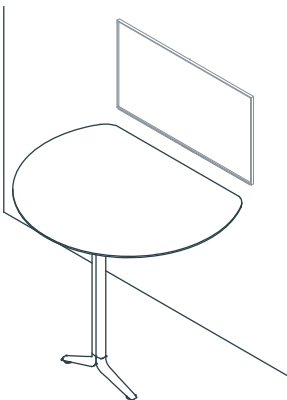


Wall Mounted Table:
29" Standard Work Height



Model Number	Table Dimensions	Top Finish	List Price
43485/2R29	36"dia x 28" x 29"h	Veneer	4,740
43485/5R29	36"dia x 28" x 29"h	Laminate	4,040
43486/2R29	42"dia x 36" x 29"h	Veneer	5,040
43486/5R29	42"dia 36" x 29"h	Laminate	4,285
43487/2R29	48"dia x 42" x 29"h	Veneer	5,355
43487/5R29	48"dia x 42" x 29"h	Laminate	4,550
43488/2R29	54"dia x 43" x 29"h	Veneer	6,030
42488/5R29	54"dia x 43" x 29"h	Laminate	5,120
43489/2R29	60"dia x 36" x 29"h	Veneer	6,530
43489/5R29	60"dia x 36" x 29"h	Laminate	5,575

Wall Mounted Table:
38" Standing Height



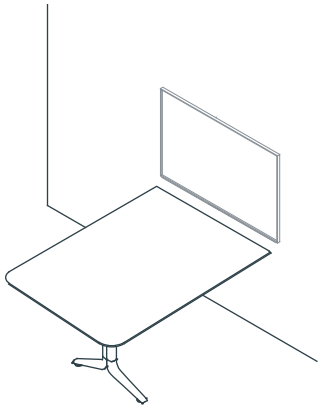
43485/2R38	36"dia x 28" x 38"h	Veneer	4,975
43485/5R38	36"dia x 28" x 38"h	Laminate	4,250
43486/2R38	42"dia x 36" x 38"h	Veneer	5,295
43486/5R38	42"dia 36" x 38"h	Laminate	4,505
43487/2R38	48"dia x 42" x 38"h	Veneer	5,635
43487/5R38	48"dia x 42" x 38"h	Laminate	4,785
43488/2R38	54"dia x 43" x 38"h	Veneer	6,345
42488/5R38	54"dia x 43" x 38"h	Laminate	5,385
43489/2R38	60"dia x 36" x 38"h	Veneer	6,860
43489/5R38	60"dia x 36" x 38"h	Laminate	5,860

- Connectivity devices are to be ordered separately and cost is not reflected in above pricing.
- Flat panel monitors and mounting brackets to be supplied by customer and are not included in above pricing.

GATEWAY™ EDGE WALL MOUNTED TABLES
WALL MOUNTED TABLES - RECTANGLE TOP WITH SOFT CORNERS



Wall Mounted Table:
29" Standard Work Height



Model Number	Table Dimensions	Top Finish	List Price
43501/2S29	60"l x 36"d x 29"h	Veneer	5,170
43501/5S29	60"l x 36"d x 29"h	Laminate	4,405
43502/2S29	60"l x 42"d x 29"h	Veneer	5,495
43502/5S29	60"l x 42"d x 29"h	Laminate	4,690
43503/2S29	60"l x 48"d x 29"h	Veneer	5,840
43503/5S29	60"l x 48"d x 29"h	Laminate	4,975
43504/2S29	60"l x 54"d x 29"h	Veneer	6,240
43504/5S29	60"l x 54"d x 29"h	Laminate	5,315
43505/2S29	72"l x 36"d x 29"h	Veneer	5,745
43505/5S29	72"l x 36"d x 29"h	Laminate	4,895
43506/2S29	72"l x 42"d x 29"h	Veneer	6,105
43506/5S29	72"l x 42"d x 29"h	Laminate	5,200
43507/2S29	72"l x 48"d x 29"h	Veneer	6,490
43507/5S29	72"l x 48"d x 29"h	Laminate	5,530
43508/2S29	72"l x 54"d x 29"h	Veneer	6,860
43508/5S29	72"l x 54"d x 29"h	Laminate	5,845
43510/2S29	84"l x 36"d x 29"h	Veneer	6,140
43510/5S29	84"l x 36"d x 29"h	Laminate	5,230
43511/2S29	84"l x 42"d x 29"h	Veneer	6,525
43511/5S29	84"l x 42"d x 29"h	Laminate	5,555
43512/2S29	84"l x 48"d x 29"h	Veneer	6,930
43512/5S29	84"l x 48"d x 29"h	Laminate	5,910
43513/2S29	84"l x 54"d x 29"h	Veneer	7,410
43513/5S29	84"l x 54"d x 29"h	Laminate	6,310
43514/2S29	84"l x 60"d x 29"h	Veneer	7,860
43514/5S29	84"l x 60"d x 29"h	Laminate	6,695
43515/2S29	96"l x 42"d x 29"h	Veneer	6,920
43515/5S29	96"l x 42"d x 29"h	Laminate	5,895
43516/2S29	96"l x 48"d x 29"h	Veneer	7,340
43516/5S29	96"l x 48"d x 29"h	Laminate	6,265
43517/2S29	96"l x 54"d x 29"h	Veneer	7,860
43517/5S29	96"l x 54"d x 29"h	Laminate	6,695
43518/2S29	96"l x 60"d x 29"h	Veneer	8,325
43518/5S29	96"l x 60"d x 29"h	Laminate	7,090

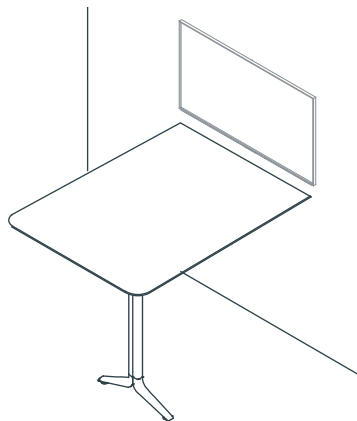
- Connectivity devices are to be ordered separately and cost is not reflected in above pricing.
- Flat panel monitors and mounting brackets to be supplied by customer and are not included in above pricing.

GATEWAY™ EDGE WALL MOUNTED TABLES

WALL MOUNTED TABLES - RECTANGLE TOP WITH SOFT CORNERS



Wall Mounted Table: 38" Standing Height

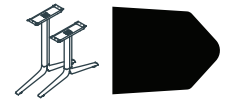


Model Number	Table Dimensions	Top Finish	List Price
43501/2S38	60"l x 36"d x 38"h	Veneer	5,430
43501/5S38	60"l x 36"d x 38"h	Laminate	4,635
43502/2S38	60"l x 42"d x 38"h	Veneer	5,770
43502/5S38	60"l x 42"d x 38"h	Laminate	4,920
43503/2S38	60"l x 48"d x 38"h	Veneer	6,135
43503/5S38	60"l x 48"d x 38"h	Laminate	5,230
43504/2S38	60"l x 54"d x 38"h	Veneer	6,545
43504/5S38	60"l x 54"d x 38"h	Laminate	5,585
43505/2S38	72"l x 36"d x 38"h	Veneer	6,035
43505/5S38	72"l x 36"d x 38"h	Laminate	5,140
43506/2S38	72"l x 42"d x 38"h	Veneer	6,405
43506/5S38	72"l x 42"d x 38"h	Laminate	5,470
43507/2S38	72"l x 48"d x 38"h	Veneer	6,810
43507/5S38	72"l x 48"d x 38"h	Laminate	5,800
43508/2S38	72"l x 54"d x 38"h	Veneer	7,195
43508/5S38	72"l x 54"d x 38"h	Laminate	6,140
43510/2S38	84"l x 36"d x 38"h	Veneer	6,445
43510/5S38	84"l x 36"d x 38"h	Laminate	5,495
43511/2S38	84"l x 42"d x 38"h	Veneer	6,855
43511/5S38	84"l x 42"d x 38"h	Laminate	5,845
43512/2S38	84"l x 48"d x 38"h	Veneer	7,285
43512/5S38	84"l x 48"d x 38"h	Laminate	6,190
43513/2S38	84"l x 54"d x 38"h	Veneer	7,785
43513/5S38	84"l x 54"d x 38"h	Laminate	6,635
43514/2S38	84"l x 60"d x 38"h	Veneer	8,255
43514/5S38	84"l x 60"d x 38"h	Laminate	7,035
43515/2S38	96"l x 42"d x 38"h	Veneer	7,270
43515/5S38	96"l x 42"d x 38"h	Laminate	6,180
43516/2S38	96"l x 48"d x 38"h	Veneer	7,720
43516/5S38	96"l x 48"d x 38"h	Laminate	6,575
43517/2S38	96"l x 54"d x 38"h	Veneer	8,255
43517/5S38	96"l x 54"d x 38"h	Laminate	7,035
43518/2S38	96"l x 60"d x 38"h	Veneer	8,745
43518/5S38	96"l x 60"d x 38"h	Laminate	7,445

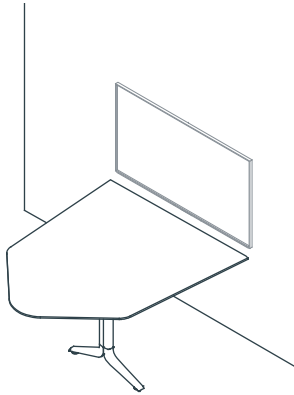
- Connectivity devices are to be ordered separately and cost is not reflected in above pricing.
- Flat panel monitors and mounting brackets to be supplied by customer and are not included in above pricing.

GATEWAY™ EDGE WALL MOUNTED TABLES

WALL MOUNTED TABLES - FACETED SEMI-FACET TOP



Wall Mounted Table: 29" Standard Work Height



Model Number	Table Dimensions	Top Finish	List Price
43521/2F29	60"l x (32"-36")w x 29"h	Veneer	5,445
43521/5F29	60"l x (32"-36")w x 29"h	Laminate	4,640
43522/2F29	60"l x (38¼"-42")w x 29"h	Veneer	5,790
43522/5F29	60"l x (38¼"-42")w x 29"h	Laminate	4,930
43523/2F29	60"l x (44½"-48")w x 29"h	Veneer	6,145
43523/5F29	60"l x (44½"-48")w x 29"h	Laminate	5,235
43524/2F29	60"l x (50"-54")w x 29"h	Veneer	6,555
43524/5F29	60"l x (50"-54")w x 29"h	Laminate	5,595
43525/2F29	72"l x (32"-36")w x 29"h	Veneer	6,040
43525/5F29	72"l x (32"-36")w x 29"h	Laminate	5,155
43526/2F29	72"l x (38¼"-42")w x 29"h	Veneer	6,430
43526/5F29	72"l x (38¼"-42")w x 29"h	Laminate	5,475
43527/2F29	72"l x (44½"-48")w x 29"h	Veneer	6,820
43527/5F29	72"l x (44½"-48")w x 29"h	Laminate	5,815
43528/2F29	72"l x (50"-54")w x 29"h	Veneer	7,225
43528/5F29	72"l x (50"-54")w x 29"h	Laminate	6,150
43529/2F29	84"l x (32"-36")w x 29"h	Veneer	6,460
43529/5F29	84"l x (32"-36")w x 29"h	Laminate	5,505
43530/2F29	84"l x (38¼"-42")w x 29"h	Veneer	6,875
43530/5F29	84"l x (38¼"-42")w x 29"h	Laminate	5,855
43531/2F29	84"l x (44½"-48")w x 29"h	Veneer	7,290
43531/5F29	84"l x (44½"-48")w x 29"h	Laminate	6,215
43532/2F29	84"l x (50"-54")w x 29"h	Veneer	7,795
43532/5F29	84"l x (50"-54")w x 29"h	Laminate	6,650
43533/2F29	84"l x (56"-60")w x 29"h	Veneer	8,270
43533/5F29	84"l x (56"-60")w x 29"h	Laminate	7,035
43534/2F29	96"l x (38¼"-42")w x 29"h	Veneer	7,270
43534/5F29	96"l x (38¼"-42")w x 29"h	Laminate	6,210
43535/2F29	96"l x (44½"-48")w x 29"h	Veneer	7,730
43535/5F29	96"l x (44½"-48")w x 29"h	Laminate	6,575
43536/2F29	96"l x (50"-54")w x 29"h	Veneer	8,270
43536/5F29	96"l x (50"-54")w x 29"h	Laminate	7,035
43537/2F29	96"l x (56"-60")w x 29"h	Veneer	8,760
43537/5F29	96"l x (56"-60")w x 29"-h	Laminate	7,470

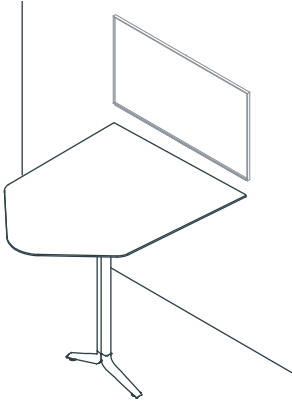
- Connectivity devices are to be ordered separately and cost is not reflected in above pricing.
- Flat panel monitors and mounting brackets to be supplied by customer and are not included in above pricing.

GATEWAY™ EDGE WALL MOUNTED TABLES

WALL MOUNTED TABLES - FACETED SEMI-FACET TOP



Wall Mounted Table: 38" Standing Height



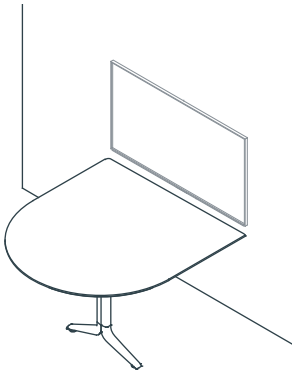
Model Number	Table Dimensions	Top Finish	List Price
43521/2F38	60"l x (32"-36")w x 38"h	Veneer	5,710
43521/5F38	60"l x (32"-36")w x 38"h	Laminate	4,870
43522/2F38	60"l x (38¼"-42")w x 38"h	Veneer	6,070
43522/5F38	60"l x (38¼"-42")w x 38"h	Laminate	5,180
43523/2F38	60"l x (44½"-48")w x 38"h	Veneer	6,455
43523/5F38	60"l x (44½"-48")w x 38"h	Laminate	5,505
43524/2F38	60"l x (50"-54")w x 38"h	Veneer	6,895
43524/5F38	60"l x (50"-54")w x 38"h	Laminate	5,875
43525/2F38	72"l x (32"-36")w x 38"h	Veneer	6,345
43525/5F38	72"l x (32"-36")w x 38"h	Laminate	5,415
43526/2F38	72"l x (38¼"-42")w x 38"h	Veneer	6,750
43526/5F38	72"l x (38¼"-42")w x 38"h	Laminate	5,745
43527/2F38	72"l x (44½"-48")w x 38"h	Veneer	7,165
43527/5F38	72"l x (44½"-48")w x 38"h	Laminate	6,110
43528/2F38	72"l x (50"-54")w x 38"h	Veneer	7,580
43528/5F38	72"l x (50"-54")w x 38"h	Laminate	6,460
43529/2F38	84"l x (32"-36")w x 38"h	Veneer	6,780
43529/5F38	84"l x (32"-36")w x 38"h	Laminate	5,790
43530/2F38	84"l x (38¼"-42")w x 38"h	Veneer	7,220
43530/5F38	84"l x (38¼"-42")w x 38"h	Laminate	6,150
43531/2F38	84"l x (44½"-48")w x 38"h	Veneer	7,660
43531/5F38	84"l x (44½"-48")w x 38"h	Laminate	6,525
43532/2F38	84"l x (50"-54")w x 38"h	Veneer	8,190
43532/5F38	84"l x (50"-54")w x 38"h	Laminate	6,980
43533/2F38	84"l x (56"-60")w x 38"h	Veneer	8,685
43533/5F38	84"l x (56"-60")w x 38"h	Laminate	7,390
43534/2F38	96"l x (38¼"-42")w x 38"h	Veneer	7,640
43534/5F38	96"l x (38¼"-42")w x 38"h	Laminate	6,505
43535/2F38	96"l x (44½"-48")w x 38"h	Veneer	8,120
43535/5F38	96"l x (44½"-48")w x 38"h	Laminate	6,910
43536/2F38	96"l x (50"-54")w x 38"h	Veneer	8,685
43536/5F38	96"l x (50"-54")w x 38"h	Laminate	7,390
43537/2F38	96"l x (56"-60")w x 38"h	Veneer	9,200
43537/5F38	96"l x (56"-60")w x 29"-h	Laminate	7,840

Connectivity devices are to be ordered separately and cost is not reflected in above pricing.
Flat panel monitors and mounting brackets to be supplied by customer and are not included in above pricing.

GATEWAY™ EDGE WALL MOUNTED TABLES
WALL MOUNTED TABLES - D END TOP



Wall Mounted Table:
29" Standard Work Height



Model Number	Table Dimensions	Top Finish	List Price
43521/2D29	60"l x 36"d x 29"h	Veneer	5,485
43521/5D29	60"l x 36"d x 29"h	Laminate	4,670
43522/2D29	60"l x 42"d x 29"h	Veneer	5,825
43522/5D29	60"l x 42"d x 29"h	Laminate	4,965
43523/2D29	60"l x 48"d x 29"h	Veneer	6,185
43523/5D29	60"l x 48"d x 29"h	Laminate	5,285
43524/2D29	60"l x 54"d x 29"h	Veneer	6,610
43524/5D29	60"l x 54"d x 29"h	Laminate	5,640
43525/2D29	72"l x 36"d x 29"h	Veneer	6,090
43525/5D29	72"l x 36"d x 29"h	Laminate	5,185
43526/2D29	72"l x 42"d x 29"h	Veneer	6,475
43526/5D29	72"l x 42"d x 29"h	Laminate	5,520
43527/2D29	72"l x 48"d x 29"h	Veneer	6,875
43527/5D29	72"l x 48"d x 29"h	Laminate	5,865
43528/2D29	72"l x 54"d x 29"h	Veneer	7,280
43528/5D29	72"l x 54"d x 29"h	Laminate	6,190
43530/2D29	84"l x 36"d x 29"h	Veneer	6,510
43530/5D29	84"l x 36"d x 29"h	Laminate	5,545
43531/2D29	84"l x 42"d x 29"h	Veneer	6,920
43531/5D29	84"l x 42"d x 29"h	Laminate	5,900
43532/2D29	84"l x 48"d x 29"h	Veneer	7,350
43532/5D29	84"l x 48"d x 29"h	Laminate	6,265
43533/2D29	84"l x 54"d x 29"h	Veneer	7,860
43533/5D29	84"l x 54"d x 29"h	Laminate	6,695
43534/2D29	84"l x 60"d x 29"h	Veneer	8,330
43534/5D29	84"l x 60"d x 29"h	Laminate	7,090
43535/2D29	96"l x 42"d x 29"h	Veneer	7,325
43535/5D29	96"l x 42"d x 29"h	Laminate	6,250
43536/2D29	96"l x 48"d x 29"h	Veneer	7,790
43536/5D29	96"l x 48"d x 29"h	Laminate	6,640
43537/2D29	96"l x 54"d x 29"h	Veneer	8,330
43537/5D29	96"l x 54"d x 29"h	Laminate	7,090
43538/2D29	96"l x 60"d x 29"h	Veneer	8,820
43538/5D29	96"l x 60"d x 29"h	Laminate	7,520

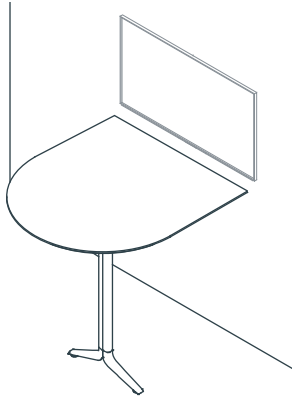
- Connectivity devices are to be ordered separately and cost is not reflected in above pricing.
- Flat panel monitors and mounting brackets to be supplied by customer and are not included in above pricing.

GATEWAY™ EDGE WALL MOUNTED TABLES

WALL MOUNTED TABLES - D END TOP



Wall Mounted Table: 38" Standing Height



Model Number	Table Dimensions	Top Finish	List Price
43521/2D38	60"l x 36"d x 38"h	Veneer	5,760
43521/5D38	60"l x 36"d x 38"h	Laminate	4,915
43522/2D38	60"l x 42"d x 38"h	Veneer	6,120
43522/5D38	60"l x 42"d x 38"h	Laminate	5,210
43523/2D38	60"l x 48"d x 38"h	Veneer	6,505
43523/5D38	60"l x 48"d x 38"h	Laminate	5,545
43524/2D38	60"l x 54"d x 38"h	Veneer	6,945
43524/5D38	60"l x 54"d x 38"h	Laminate	5,925
43525/2D38	72"l x 36"d x 38"h	Veneer	6,395
43525/5D38	72"l x 36"d x 38"h	Laminate	5,450
43526/2D38	72"l x 42"d x 38"h	Veneer	6,800
43526/5D38	72"l x 42"d x 38"h	Laminate	5,800
43527/2D38	72"l x 48"d x 38"h	Veneer	7,215
43527/5D38	72"l x 48"d x 38"h	Laminate	6,155
43528/2D38	72"l x 54"d x 38"h	Veneer	7,640
43528/5D38	72"l x 54"d x 38"h	Laminate	6,510
43530/2D38	84"l x 36"d x 38"h	Veneer	6,840
43530/5D38	84"l x 36"d x 38"h	Laminate	5,825
43531/2D38	84"l x 42"d x 38"h	Veneer	7,275
43531/5D38	84"l x 42"d x 38"h	Laminate	6,190
43532/2D38	84"l x 48"d x 38"h	Veneer	7,720
43532/5D38	84"l x 48"d x 38"h	Laminate	6,575
43533/2D38	84"l x 54"d x 38"h	Veneer	8,255
43533/5D38	84"l x 54"d x 38"h	Laminate	7,045
43534/2D38	84"l x 60"d x 38"h	Veneer	8,750
43534/5D38	84"l x 60"d x 38"h	Laminate	7,450
43535/2D38	96"l x 42"d x 38"h	Veneer	7,700
43535/5D38	96"l x 42"d x 38"h	Laminate	6,555
43536/2D38	96"l x 48"d x 38"h	Veneer	8,175
43536/5D38	96"l x 48"d x 38"h	Laminate	6,965
43537/2D38	96"l x 54"d x 38"h	Veneer	8,750
43537/5D38	96"l x 54"d x 38"h	Laminate	7,450
43538/2D38	96"l x 60"d x 38"h	Veneer	9,280
43538/5D38	96"l x 60"d x 38"h	Laminate	7,900

- Connectivity devices are to be ordered separately and cost is not reflected in above pricing.
- Flat panel monitors and mounting brackets to be supplied by customer and are not included in above pricing.

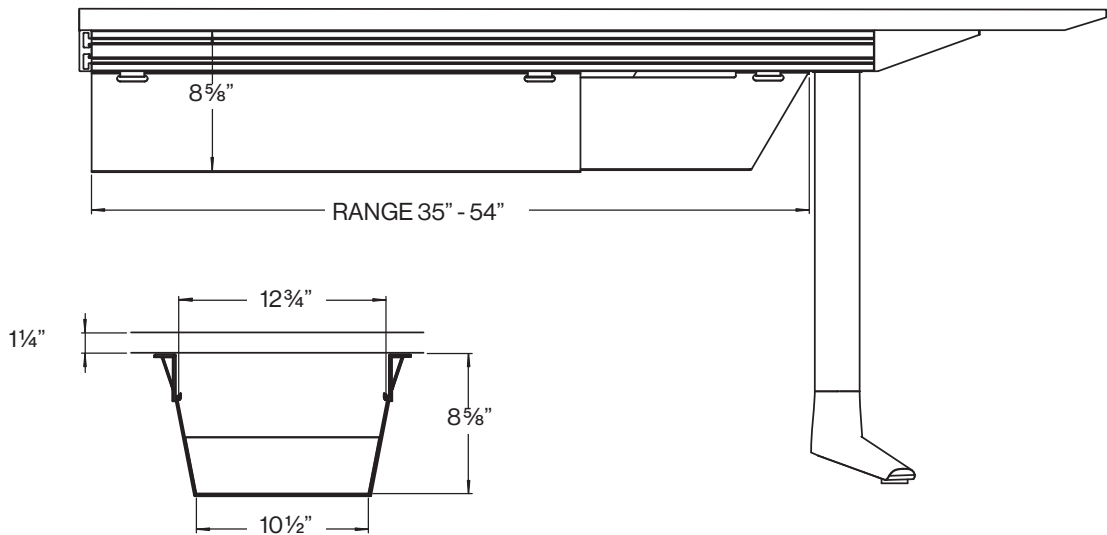
GATEWAY™ WALL MOUNTED TABLES
ADJUSTABLE WIRE PAN

The Adjustable Wire Pan is constructed of metal and has a durable silver powder coat finish. The pan mounts to either stretcher rails or directly to the bottom of the table and hinges open for easy access.

The depth accommodates all Vox Forums as well as Extron Cable Cubbies.

Cables can exit at the back of the pan, through any fixed Gateway leg or for large amounts of cable, through the compatible Cable conduit (purchased separately).

Contact customer service for pricing at 800.668.9318.



VOX® CABLE CONDUIT

Vox® Expandable Cable Conduit



Expandable Cable Conduit for Standard Height

55024-B	Black	1,165
55024-S	Silver	1,165
55024-C	Clear	1,165

Expandable Cable Conduit for Standing Height

55024-BXL	Black	1,235
55024-SXL	Silver	1,235
55024-CXL	Clear	1,235

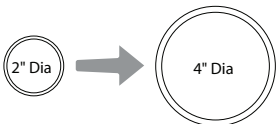
Note: Expandable Cable Conduit for height adjustable tables are 42" long.

The Vox® Expandable Cable Conduit is made of woven, flexible plastic wire. Its unique properties allow it to expand and contract to allow for different cable capacities.

A "U" bracket at the top attaches to the support rail. An 8" diameter counter weight is incorporated at the base which can be positioned to accommodate core drills or receptacle positions. Inside hole diameter is 3.5".

Cable capacity range is from two inches to four inches.

Shipped with extra length, the Vox expandable cable conduit can easily be shortened on site if required.



TERMS AND CONDITIONS OF SALE

PRICES

All prices are list prices, FOB our Toronto Factory- freight charges are extra. Packing and/ or crating is available, if required, upcharges apply.

Due to existing conditions in regard to cost of labor and materials, we reserve the right to change prices without notice.

TERMS

Net 30 days from date of invoice to accredited buyers. Two per cent (2%) interest charged monthly on overdue accounts. Deposit of 50% is required with order. Terms will be established upon credit evaluation. Due to delays in processing references, first orders may be treated as C.B.D. orders.

ORDER CONFIRMATION

Orders are accepted upon issuance of our order confirmation and are subject to the terms set forth therein; notwithstanding any variance from the terms of the buyer's order form.

Nienkämper is not liable for any delay or failure to deliver caused by labor or transportation difficulties, accidents, acts of God, failure of sources of supply, or other causes beyond our control, and changes will affect the delivery date.

CHANGE OF ORDERS OR CANCELLATIONS

Changes or cancellations are subject to our ability to conform. A charge will be levied against canceled or changed orders based on costs already incurred by Nienkämper. All changes must be in writing and submitted on a revised purchase order. Changes will affect the delivery date.

STORAGE

If goods cannot be accepted when ready, we may transfer them to storage (which is to be deemed as delivery for invoice purposes). The customer accepts risks and will be charged at prevailing rates.

FREIGHT

All prices are list prices, FOB our Toronto Factory- freight charges are extra.

Packing and/or crating are available, if required, upcharges apply.

CLAIMS

All furniture is given to the carrier and signed for in good condition. It is the responsibility of the receiver to sign for the goods in the presence of the carrier and note the condition in which they are received. Freight claims should be filed with the carrier.

WARRANTY

There are no express or implied warranties, conditions and obligations of the manufacturer, whether statutory or otherwise that extend beyond the description on the face hereof. Our furniture is made to the highest standard and is warranted free from defects of material and workmanship for five years from the date of delivery. During the warranty period we will repair or replace such merchandise as shall prove to be defective, during normal usage in accordance with manufacturer's specifications. The manufacturer shall not be liable for defect wholly attributable to normal manufacturing process. Replacement or repair of the Product shall be the sole remedy of the Customer, and the manufacturer shall not be liable for any direct, indirect, incidental, or consequential loss or damage suffered by the Customer by reason of any defect in workmanship or manufacture of the Product or inability to use the Product. Moreover, this warranty does not cover accidental damage, abuse, alteration, ordinary wear and tear of Goods, negligence and misuse nor variations over which we have no control such as heat or humidity or damage to which the Goods are connected that is not attributable to the failure of the goods themselves. This warranty is null and void when the product is installed with hardware other than that supplied and/or when installed differently than recommended in the installation guide. Modification to the product or hardware may result in failure of the product and cause damage and/or injury.

WOOD FINISHES

Nienkämper offers a wide variety of standard light finishes on cherry, mahogany and figured anagré wood veneers, and a clear natural finish on figured anagré, figured sycamore, maple, bird's eye maple and curly maple.

Light finishes do not mask the grain and other characteristics of each wood species. It is important to understand that pieces of the same type of wood will not look identical when a light finish is used. The appearance of the finish will also depend on the natural color of the veneer. Cherry darkens over time as the wood ages. Pin knots and gum pockets are inherent traits.

Wood is a naturally variable raw material; its variances are not within the furniture manufacturer's control and are therefore not considered defects under this warranty.