

nienkämper

GATEWAY™ WALL MOUNTED TABLES



2026

Prices shown are List Prices, FOB our Toronto
Factory- freight charges are extra. Packing and/
or crating is available, if required, upcharges apply.

GATEWAY™ WALL MOUNTED TABLES

FEATURES & OPTIONS

Design - busk + hertzog

Top Options:

Dimensions:

- Three table heights are standard to Gateway™ Wall Mounted Tables, 22" lounge height (for round & vista top only), 29" standard work height and 38" standing height (for vista, rectangle with soft corners & D end tops)
- Table depths: 36" to 60" which depend on shape of the top.
- Table lengths are available from 48" to 96"
- Standard top thickness is 1¼"

Top Shape:

- Standard top shapes are Vista, Round, Rectangle with soft corners & D End

Edges:

- 2" Taper edge is standard but Self edge also available.

Material / Finishes:

- Gateway™ table tops are available in all Nienkamper high quality veneers and finishes with grain lay up and options.
- All standard plastic laminates are also available.



Connectivity Options:

- Gateway™ Wall Mounted Tables are available with a range of single and multi-user connectivity devices to suit most technology and price point requirements. These include, M or N Series Forums and Simple Pop up Forums. The system can also be customized to suite customer specific equipment.
- Refer to page 79-80 for more information on connectivity with show me cables.
- Wire runs through Gateway™ base to floor or directly to wall mounted outlets.
- Wire management pan can be added for concealing cables to the wall mounted outlets.

Base Features & Options:

Dimensions:

- Gateway™ Wall Mounted Tables have a common base size of 24" & 34" wide. See page 51 for dimension of its interior clearance.

Finishes:

- Bases are standard with a mirror polished finish.
- Bases are available in all Nienkamper standard powder coat finishes.

Storage Base Options:

- Three different types of storage base are available (hinged door at end, hinged doors under table & hinged door at back) for Gateway™ Wall Mounted Tables.

Footrail Options:

- For 38"H wall mounted table, footrail with support post can be specified to replace our standard Gateway™ base.
- Three different options are available for selection (Footrail with Single Support Post, Footrail with Double Support Posts and Footrail with Single Support Post & Access Base).



Rendering of Gateway Wall Mounted Table with storage



GATEWAY™ COLLECTION FINISHES —VENEER

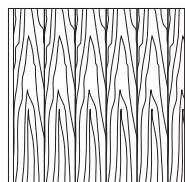
All wood surfaces are protected with a durable polyurethane clear lacquer with UV inhibitor. This finish is known for its exceptional durability, as well as abrasion, chemical, impact and scratch resistance. Standard sheen level is 45 degrees. Optional matte, 5, 10 and 35 degree sheen levels are available on request at no additional cost.

Wood Species	Order Code	Veneer/Stain	Upcharge
Maple	F-01	Natural Maple	No upcharge applies.
	F-02	Natural Curly Maple - Rotary Cut	Add 15%.
	F-03	Natural Bird's Eye Maple - Rotary Cut	Call Customer Service for pricing.
	F-04	Maple Stained Pear	No upcharge applies.
Cherry	F-05	Natural Cherry	No upcharge applies.
	F-06	Standard Cherry	No upcharge applies.
	F-07	Cherry Stained Amber	No upcharge applies.
	F-08	Cherry Stained Auburn	No upcharge applies.
	F-09	Cherry Stained Burgundy	No upcharge applies.
Mahogany	F-10	Light Mahogany	No upcharge applies.
	F-11	Medium Mahogany	No upcharge applies.
	F-12	Dark Mahogany	No upcharge applies.
	F-13	Red Mahogany	No upcharge applies.
Anagre	F-14	Natural Figured Anagre - Qtr. Cut Book-Match	Add 15%.
	F-15	Figured Anagre Stained Amber - Qtr. Cut Book-Match	Add 15%.
Sycamore	F-16	Natural Figured Sycamore - Qtr. Cut Book-Match	Add 15%.
Walnut	F-17	Burnt Walnut	No upcharge applies.
	F-19	Natural Walnut- Flat Cut Book-Match	No upcharge applies.
	F-19FM	Natural Walnut- Flat Cut Book-Match (matte sheen)	No upcharge applies.
	F-27F	Creamy Walnut- Flat Cut Book-Match (10° sheen)	No upcharge applies.
	F-27R	Creamy Walnut - Rift Cut Slip-Match (10° sheen)	Add 5%
	F-28	Tawny Walnut	No upcharge applies.
	F-31FM	Autumn Walnut- Flat Cut Book-Match (matte sheen)	No upcharge applies.
	F-31RM	Autumn Walnut - Rift Cut Slip-Match (matte sheen)	Add 5%
Oak	F-18F	Natural White Oak - Flat Cut Book-Match (10° sheen)	No upcharge applies.
	F-18R	Natural White Oak - Rift Cut Slip-Match (10° sheen)	Add 5%
	F-26	Charcoal Ash On Oak- Flat Cut Book- Match (10° sheen)	No upcharge applies.
	F-29F	Smoky Oak - Flat Cut Book-Match	No upcharge applies.
	F-29R	Smoky Oak - Rift Cut Slip-Match	Add 5%
	F-29FM	Smoky Oak - Flat Cut Book-Match (matte sheen)	No upcharge applies.
	F-29RM	Smoky Oak - Rift Cut Slip-Match (matte sheen)	Add 5%
	F-30FM	Whisper White Oak - Flat Cut Book-Match (matte sheen)	No upcharge applies.
	F-30RM	Whisper White Oak - Rift Cut Slip-Match (matte sheen)	Add 5%
	F-32FM	Cotton White Oak - Flat Cut Book-Match (matte sheen)	No upcharge applies.
	F-32RM	Cotton White Oak - Rift Cut Slip-Match (matte sheen)	Add 5%
Sapele – Ribbon Stripe	F-20	Natural Ribbon Strip Sapele - Qtr. Cut Slip-Match	No upcharge applies.
Moabi (Cherry substitute)	F-21	Natural Moabi - Quarter - Qtr. Cut Book-Match	No upcharge applies.
Cape Coast Walnut	F-22	Dark Cape Coast Walnut - Qtr. Cut Slip-Match	No upcharge applies.
	F-23	Natural Cape Coast Walnut - Qtr. Cut Slip-Match	No upcharge applies.
	F-23	Natural Cape Coast Walnut - Qtr. Cut Slip-Match	No upcharge applies.
Ash	F-25	Slate Gray Ash - Qtr. Cut Slip-Match	No upcharge applies.

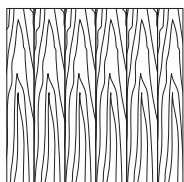
VENEER GRAIN OPTIONS

Nienkämper products utilize the best quality veneers available, and, combined with Nienkämper's patented veneering systems, create work environments of incredible quality and beauty.


All veneer furniture comes standard with flat cut book-match veneer; flat cut slip-match veneer can also be specified. Quarter cut slip-match and quarter cut book-match veneers are available at a 5% upcharge. Figured Anagre and Figured Sycamore veneers are Quarter cut book-matched. Bird's Eye Maple and Curly Maple are rotary cut. Facet Edge, Taper edge, Flowform, Camber and Self edge tops with veneer are manufactured with a solid wood edge. All edges are then veneer wrapped to create a seamless profile top.




Standard V1
Flat Cut Book-Match



Flat Cut Slip-Match V2



Quarter Cut Slip-Match V3
Add 5%



Quarter Cut Book-Match V4
Add 5%

GATEWAY™ COLLECTION FINISHES — PLASTIC LAMINATES

Wood grain plastic laminate surfaces are available on table tops with Facet, Taper and Self edges.

These tops are manufactured with a solid wood edge that is applied prior to the laminate top surface. This method conceals the thickness of the wood edge, while providing the durability required. Wood edges are selected that most closely resemble both the species and the color of the laminate chosen

Nienkämper has pre-selected a number of standard wood grain plastic laminates that represent a cross section of both color and species. Simply include the order code with the model number to make these selections. Alternatively wood grain plastic laminates selected outside of Nienkämper's standard selection can be made by specifying the manufacturer as well as the description and model number of the laminate at the time of order.

Wood Grain Plastic Laminate Surfaces	Order Code	Manufacturer #	Finish
Hardrock Maple	WL2	Pionite WM791-SD	Textured/Suede
Monticello Maple	WL5	Wilsonart 7925-38	Fine Velvet Texture
Fusion Maple	WL13	Wilsonart 7909-60	Matte
New Age Oak	WL14	Wilsonart 7938-38	Fine Velvet Texture
Wild Cherry	WL18	Wilsonart 7054-60	Matte
River Cherry	WL19	Wilsonart 7937-38	Fine Velvet Texture
Montana Walnut	WL20	Wilsonart 7110T-78	Fine Grain
Skyline Walnut	WL26	Wilsonart 7964K-12	Soft Grain
Continental Walnut	WL-29	Wilsonart 8232K-05	Timbergrain
Neo Walnut	WL-30	Wilsonart 7991-38	Fine Velvet Texture
Walnut Heights	WL-31	Wilsonart 7965K-12	Soft Grain
Grayed Oak	WL-32	Formica 5791-PG	Pure Grain Texture
Millennium Oak	WL-33	Formica 5887-58	Matte
Aged Ash	WL-34	Formica 8844-WR	Woodbrush
Lowell Ash	WL-35	Wilsonart 7994-38	Fine Velvet Texture
Natural Ash	WL-36	Formica 8843-WR	Woodbrush
Norwegian Ash	WL-37	Wilsonart 8241-38	Fine Velvet Texture
Weathered Ash	WL-38	Formica 8842-WR	Woodbrush
Smoky Brown Pear	WL-39	Formica 5488-26	Oiled Wood
Studio Teak	WL-40	Wilsonart 7960K-18	Linearity
Fawn Cypress	WL-41	Wilsonart 8208K-16	Casual Rustic
Landmark Wood	WL-42	Wilsonart 7981K-12	Soft Grain
Natural Cerise	WL-43	Formica 8863-58	Matte
Natural Recon	WL-44	Wilsonart 7996-38	Fine Velvet Texture
Pecan Woodline	WL-45	Formica 5883-58	Matte

To specify the wood grain laminate required simply add the Order Code WL_ to the model number of the product.

Samples and specific technical data is available from your local sales representative or by contacting Nienkämper's Customer Service department at **800.668.9318**.

GATEWAY™ COLLECTION FINISHES — PLASTIC LAMINATES

COLORED P-LAM

Nienkämper has a number of solid color laminates to choose from, simply include the order code with the model number to make these selections. Alternatively plastic laminates selected outside of Nienkämper's standard selection can be made by specifying the manufacturer as well as the description and model number of the laminate at the time of order. Contact customer service for pricing.

Colored Plastic Laminates Surface	Order Code	Manufacturer #	Finish
Gray (Nienkämper - Light Gray/Putty)	CL-01	Wilsonart 1500-60	Matte
Plantinum Gray (Nienkämper - Medium Grey/Clay)	CL-02	Nevamar S6023T	Textured
Slate Grey (Nienkämper - Dark Grey)	CL-03	Wilsonart D91-60	Matte
Black	CL-04	Wilsonart 1595-60	Matte
Angel White	CL-05	Pionite SW-826SD	Textured/Suede
Frosty White	CL-06	Wilsonart 1573-60	Matte
White (for writable surface)	CL-07	Formica 949-90	Gloss

The unique composition offers extraordinary features coupled with a unique user experience. These include an ultra matte surface (eliminating glare), an ultra sofa feel, an anti-fingerprint surface, thermal healing of micro-scratches, increased durability as well as anti-bacterial and mold-resistant properties.

Edgeband matching all Fingerprint Resistant Plastic Laminate colors is only available when specifying a Taper edge. For Self edge tops 1" and 1 1/4" thick, matching edgeband are only available in Black (RL-01) and White (RL-03). When a matching edgeband is not available, the specified surface laminate is used on the edge. **Contact Customer Service for more details 800.668-9318.**

There is a 20% upcharge on our standard plastic laminate table pricing for Fingerprint Resistant Plastic Laminate.

Colored "Fingerprint Resistant" Plastic Laminate Surface	Order Code	Finish
Black	RL-01	Matte
Gray	RL-02	Matte
White	RL-03	Matte
Sand	RL-04	Matte
Brown	RL-05	Matte
Clay	RL-06	Matte
Beige	RL-07	Matte
Ash	RL-08	Matte
Smoke	RL-09	Matte

Edgeband to Match with Colored "Fingerprint Resistant" Plastic Laminate	Thickness	Order Code
Black	3/4", 1", 1-1/4"	RE-01
Gray	3/4"	RE-02
White	3/4", 1", 1-1/4"	RE-03
Sand	3/4"	RE-04
Brown	3/4"	RE-05
Clay	3/4"	RE-06
Beige	3/4"	RE-07
Ash	3/4"	RE-08
Smoke	3/4"	RE-09

GATEWAY™ COLLECTION FINISHES— PLASTIC LAMINATES

COLORED P-LAM


Both Taper and Self edge profiles are available with a colored laminate top.

Laminate edging on Taper tops. Edging will match the top surface and is applied before the surface laminate. By applying the laminate in this way, the seam is positioned horizontally, which makes it much less conspicuous and more durable.

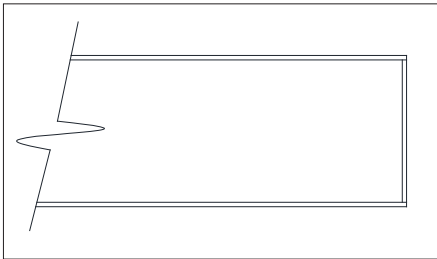
Wood edging on Self and Taper Edge tops are applied before the laminate. By applying the wood edge in this way, the wood edge thickness is concealed, while providing the durability required. Wood species and finishes for edging can be selected from page 8.

For laminates specified outside of Nienkämper’s standard selection, specify the manufacturer as well as the description and model number of the laminate selected at the time of order. For Facet edge tops, the laminate must be a post-forming grade.

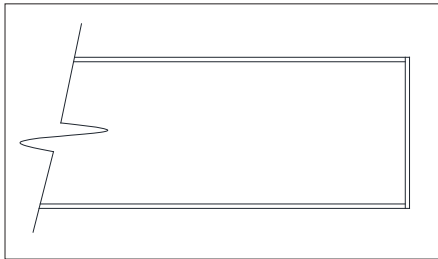
Translucent edging on Self and Taper edge tops is applied after the surface laminate. The translucent edge is very durable. Clear translucent edge provides a good match with most white-colored laminates, while a silver translucent edge provides a metallic look and contrast to colored plastic laminates.




Wood Edge Detail



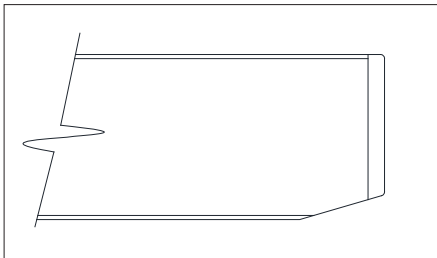
Laminate Edge Detail



Edge Band Detail



Translucent Edge Detail



1 1/4" Thick Self Edge with Translucent Edge Detail

GATEWAY™ COLLECTION FINISHES— POWDER COAT FINISHES

Powder coat paint is a premium finish used for its exceptional durability and refined appearance. Applied as a dry powder and cured under heat, it forms a tough, uniform surface that resists chipping, scratching, and fading—ideal for commercial environments. Nienkämper offers a curated palette of 18 color variations to suit any project.




PC-01 Nienkämper Silver




PC-02 Champagne



PC-03 Light Bronze




PC-04 Standard (Dark) Bronze




PC-06 Black Jack



PC-07 Warm White



PC-09 Red




PC-12 Cool White




PC-14 Pure Orange




PC-16 Lime



PC-17 Sky Blue



PC-18 Cobalt Blue



PC-22 Charcoal Gray (Matte)




PC-24 Matte Red Clay



PC-25 Cream



PC-26 Mulberry (Matte)



PC-27 Forest Green (Matte)



PC-28 Mustard (Matte)

GATEWAY™ WALL MOUNTED TABLES

WIRING

Access hole in wall for monitor cables.
Monitor and wall mount by others.

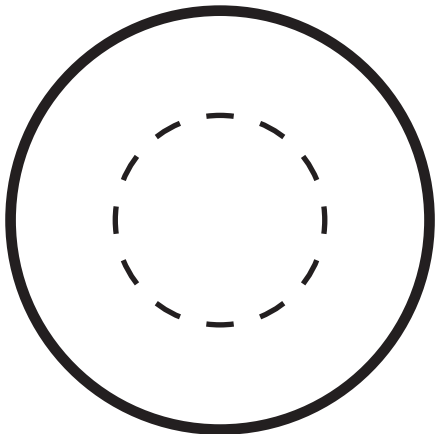
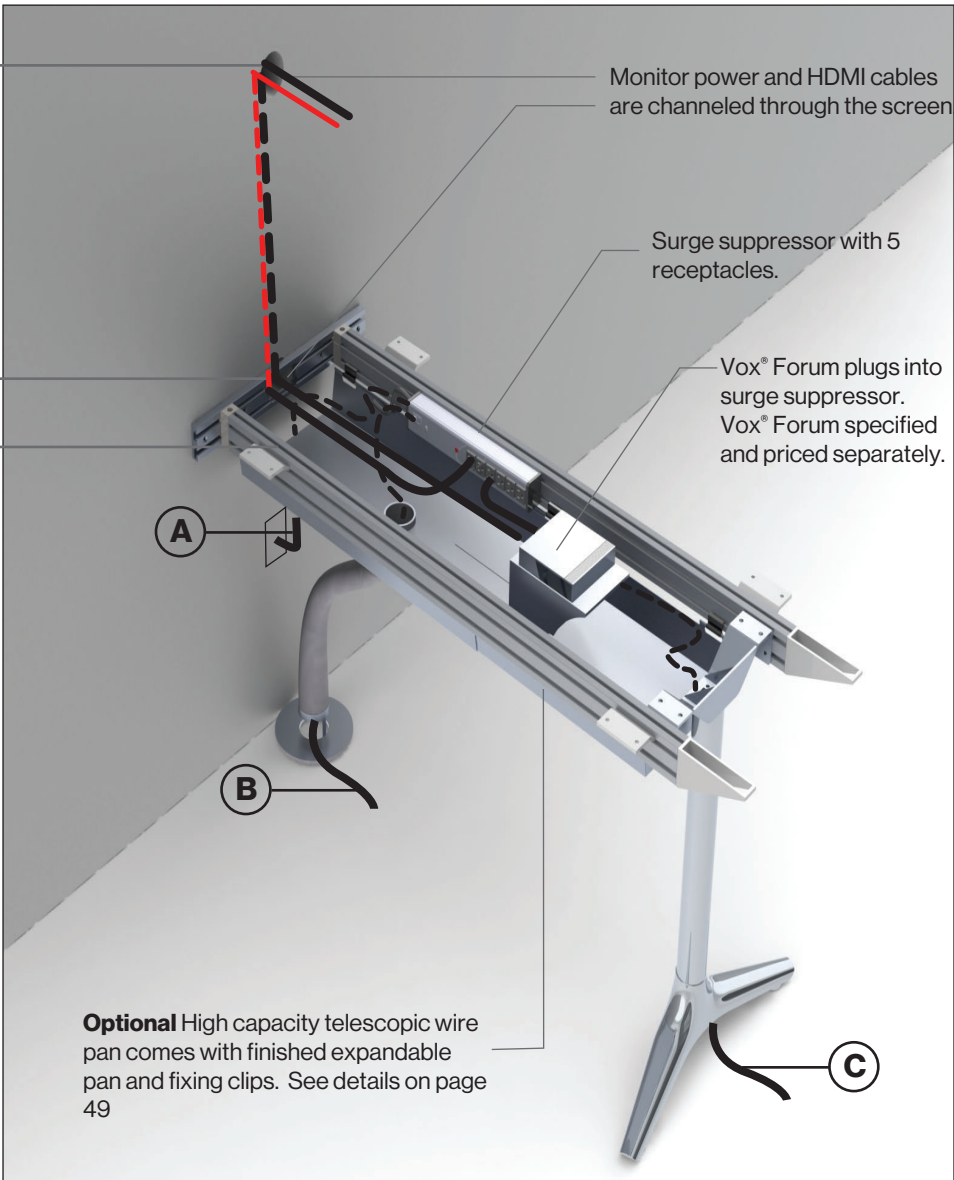
Exit hole in wall for monitor cables.
To install table simply mount wall fixing plate in place and clip stretcher rails and end base in place.

Cable Exit Options:

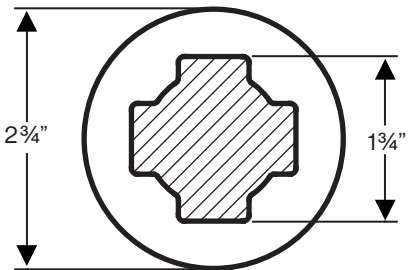
A) Table to wall: drape cord from bottom of table to wall outlet. Manage excess cable with included wire management clips.

B) Telescopic Wire Pan to floor: use high capacity cable conduit.

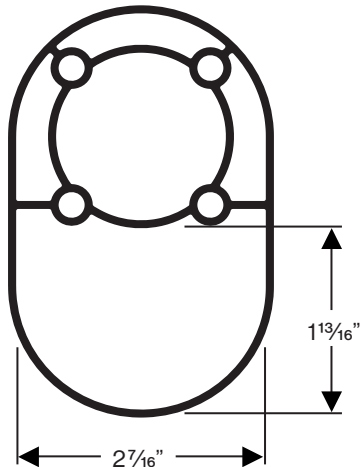
C) Table to Floor: pass wires through fixed standard base, high capacity base or standing height base to floor.



Cable Conduit expands from 2" dia. to 4" dia. to accommodate large quantities of cable (not to scale)

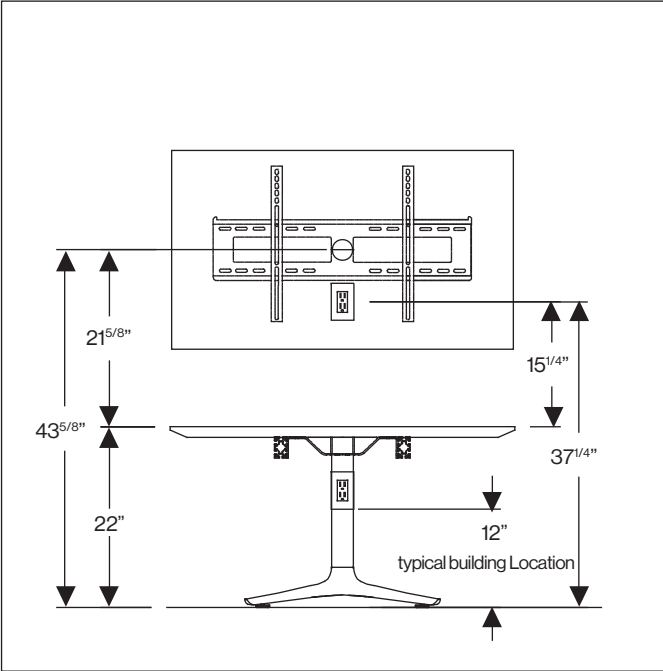


Cable access in standard base (not to scale)

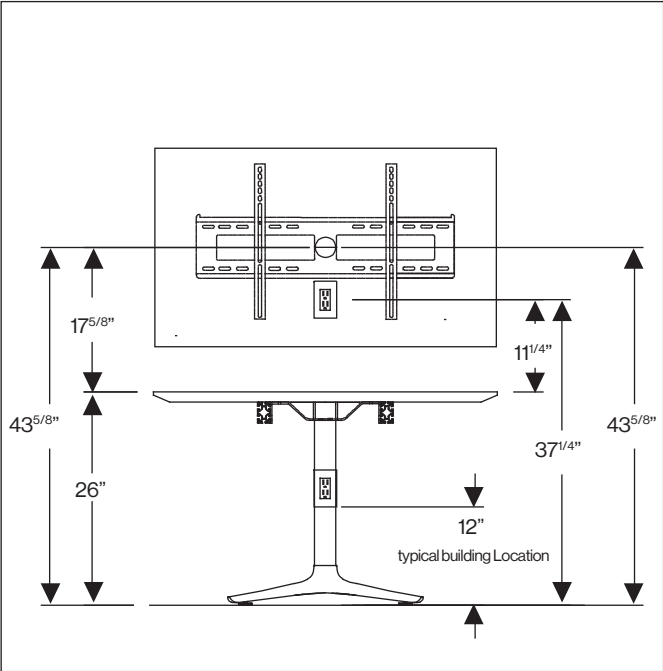


Large capacity post (not to scale)

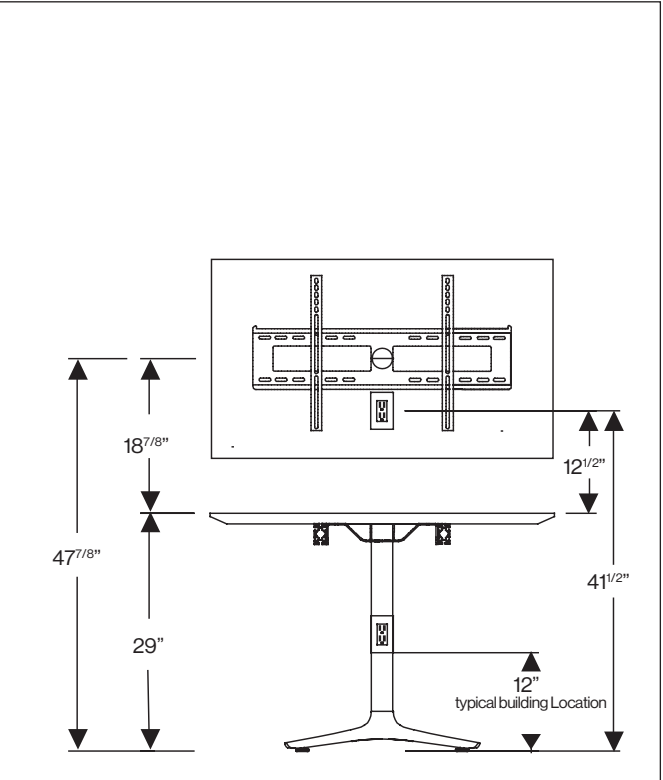
GATEWAY™ WALL MOUNTED TABLES
WIRING



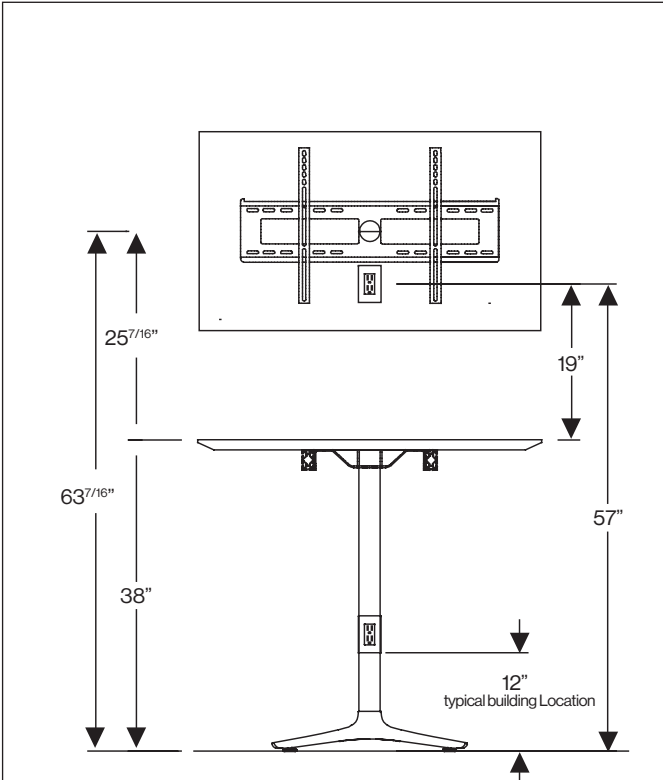
22" lounge height



26" relaxed work height
(special order, contact customer service for details)



29" standard working height



38" standard standing height

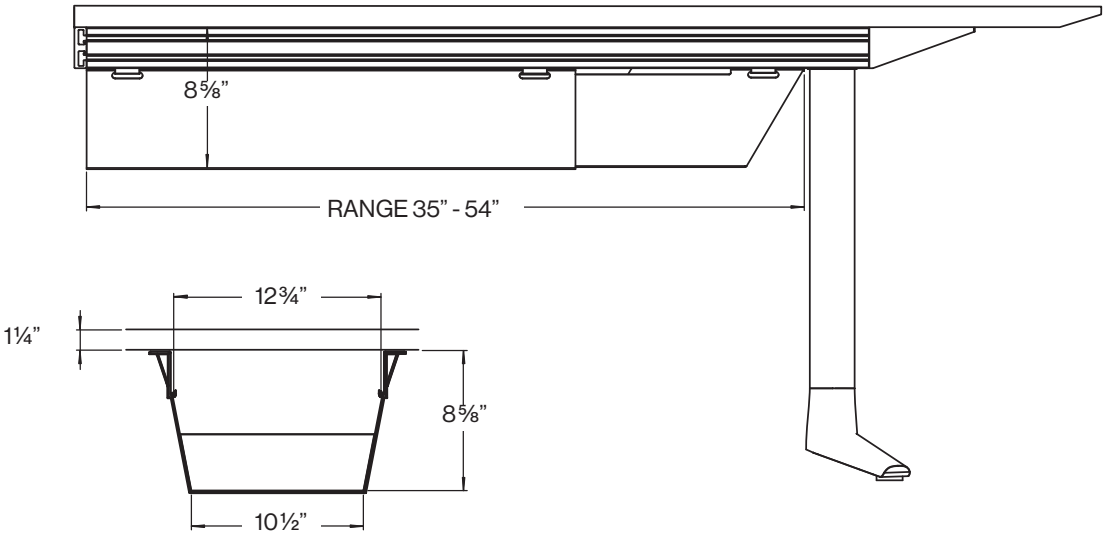
GATEWAY™ WALL MOUNTED TABLES

ADJUSTABLE WIRE PAN

The Adjustable Wire Pan is constructed of metal and has a durable silver powder coat finish. The pan mounts to either stretcher rails or directly to the bottom of the table and hinges open for easy access.

The depth accommodates all Vox Forums as well as Extron Cable Cubbies.

Cables can exit at the back of the pan, through any fixed Gateway leg or for large amounts of cable, through the compatible Cable conduit (purchased separately).



VOX® CABLE CONDUIT

Vox® Expandable Cable Conduit



Expandable Cable Conduit for Standard Height

55024-B	Black	1,165
55024-S	Silver	1,165
55024-C	Clear	1,165

Expandable Cable Conduit for Standing Height

55024-BXL	Black	1,235
55024-SXL	Silver	1,235
55024-CXL	Clear	1,235

Note: Expandable Cable Conduit for height adjustable tables are 42" long.

The Vox® Expandable Cable Conduit is made of woven, flexible plastic wire. Its unique properties allow it to expand and contract to allow for different cable capacities.

A "U" bracket at the top attaches to the support rail. An 8" diameter counter weight is incorporated at the base which can be positioned to accommodate core drills or receptacle positions. Inside hole diameter is 3.5".

Cable capacity range is from two inches to four inches.

Shipped with extra length, the Vox expandable cable conduit can easily be shortened on site if required.



GATEWAY™ WIRE MANAGEMENT

WIRE MANAGEMENT PAN

Wire Management Pan for Wall Mounted Gateway™ Table

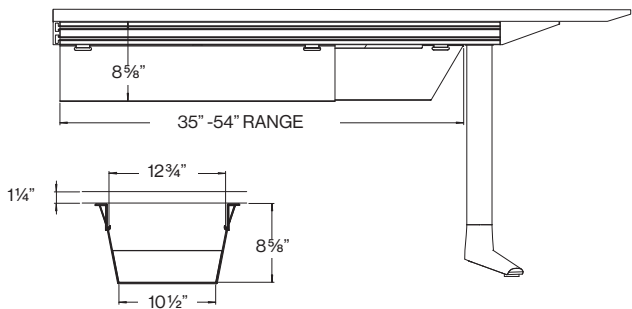
Wire management pan can conceal all cables and wiring coming out from our Forum or Grommet to wall mounted outlets.

The pan is painted with silver powder coat paint finish (PC-01)

Model #	Description	List Price
55050	Expandable Wire Management Pan For Wall Mounted Table	\$870



Wire management pan for wall mounted tables.



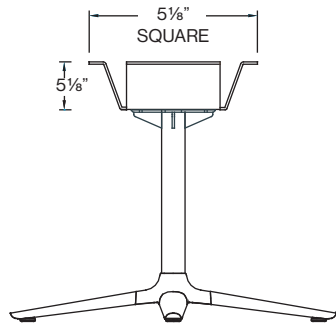
Wire Management Pan for Round or Square Shape Gateway™ Table

For Round or Square Shape Gateway stand alone table with Forum, a wire management pan is required.

Model #	Description	List Price
55053	Wire Management Pan For Round or Square Table	\$350



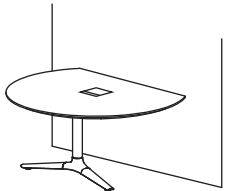
The pan is painted with silver powder coat finish (PC-01)




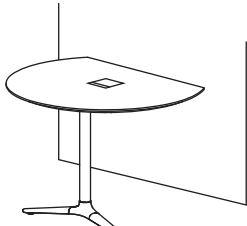
Wire management pan for 29" h table

GATEWAY™ WALL MOUNTED TABLES

WALL MOUNTED TABLES - ROUND TOP

	Model Number	Table Dimensions	Top Finish	List Price
Wall Mounted Table: 22" Lounge Height 	42380/2	36"dia x 22"h	Veneer	4,690
	42380/5	36"dia x 22"h	Laminate	4,000
	42381/2	42"dia x 22"h	Veneer	4,985
	42381/5	42"dia x 22"h	Laminate	4,245
	42221/2	48"dia x 22"h	Veneer	5,305
	42221/5	48"dia x 22"h	Laminate	4,510
	42222/2	60"dia x 22"h	Veneer	6,460
	42222/5	60"dia x 22"h	Laminate	5,515

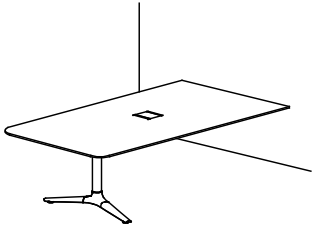
Wall Mounted Table: 29" Standard Work Height 	42382/2	36"dia x 29"h	Veneer	4,930
	42382/5	36"dia x 29"h	Laminate	4,210
	42383/2	42"dia x 29"h	Veneer	5,250
	42383/5	42"dia x 29"h	Laminate	4,465
	42223/2	48"dia x 29"h	Veneer	5,580
	42223/5	48"dia x 29"h	Laminate	4,740
	42224/2	60"dia x 29"h	Veneer	6,795
	42224/5	60"dia x 29"h	Laminate	5,805

Wall Mounted Table: 38" Standing Height 	42384/2	36"dia x 38"h	Veneer	5,180
	42384/5	36"dia x 38"h	Laminate	4,425
	42385/2	42"dia x 38"h	Veneer	5,510
	42385/5	42"dia x 38"h	Laminate	4,690
	42225/2	48"dia x 38"h	Veneer	5,865
	42225/5	48"dia x 38"h	Laminate	4,980
	42226/2	60"dia x 38"h	Veneer	7,140
	42226/5	60"dia x 38"h	Laminate	6,105

- Connectivity devices are to be ordered separately and cost is not reflected in above pricing. Refer to page 153-165 for more information.
- Flat panel monitors and mounting brackets to be supplied by customer and are not included in above pricing.

GATEWAY™ WALL MOUNTED TABLES

WALL MOUNTED TABLES - RECTANGLE TOP WITH SOFT CORNERS

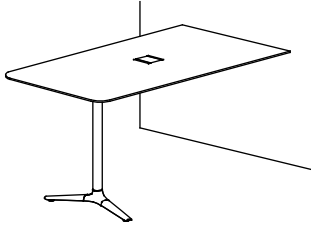
	Model Number	Table Dimensions	Top Finish	List Price
<p>Wall Mounted Table: 29" Standard Work Height</p> 	42251/2S29	60"l x 36"d x 29"h	Veneer	5,385
	42251/5S29	60"l x 36"d x 29"h	Laminate	4,585
	42252/2S29	60"l x 42"d x 29"h	Veneer	5,720
	42252/5S29	60"l x 42"d x 29"h	Laminate	4,885
	42253/2S29	60"l x 48"d x 29"h	Veneer	6,080
	42253/5S29	60"l x 48"d x 29"h	Laminate	5,180
	42254/2S29	60"l x 54"d x 29"h	Veneer	6,495
	42254/5S29	60"l x 54"d x 29"h	Laminate	5,535
	42255/2S29	72"l x 36"d x 29"h	Veneer	5,980
	42255/5S29	72"l x 36"d x 29"h	Laminate	5,095
	42256/2S29	72"l x 42"d x 29"h	Veneer	6,355
	42256/5S29	72"l x 42"d x 29"h	Laminate	5,415
	42257/2S29	72"l x 48"d x 29"h	Veneer	6,760
	42257/5S29	72"l x 48"d x 29"h	Laminate	5,755
	42258/2S29	72"l x 54"d x 29"h	Veneer	7,140
	42258/5S29	72"l x 54"d x 29"h	Laminate	6,085
	42259/2S29	72"l x 60"d x 29"h	Veneer	7,575
	42259/5S29	72"l x 60"d x 29"h	Laminate	6,445
	42260/2S29	84"l x 36"d x 29"h	Veneer	6,390
	42260/5S29	84"l x 36"d x 29"h	Laminate	5,445
	42261/2S29	84"l x 42"d x 29"h	Veneer	6,790
	42261/5S29	84"l x 42"d x 29"h	Laminate	5,790
	42262/2S29	84"l x 48"d x 29"h	Veneer	7,220
	42262/5S29	84"l x 48"d x 29"h	Laminate	6,150
	42263/2S29	84"l x 54"d x 29"h	Veneer	7,715
	42263/5S29	84"l x 54"d x 29"h	Laminate	6,570
	42264/2S29	84"l x 60"d x 29"h	Veneer	8,185
	42264/5S29	84"l x 60"d x 29"h	Laminate	6,975
	42265/2S29	96"l x 42"d x 29"h	Veneer	7,205
	42265/5S29	96"l x 42"d x 29"h	Laminate	6,135
	42266/2S29	96"l x 48"d x 29"h	Veneer	7,645
	42266/5S29	96"l x 48"d x 29"h	Laminate	6,525
	42267/2S29	96"l x 54"d x 29"h	Veneer	8,185
	42267/5S29	96"l x 54"d x 29"h	Laminate	6,975
	42268/2S29	96"l x 60"d x 29"h	Veneer	8,670
	42268/5S29	96"l x 60"d x 29"h	Laminate	7,385

- Connectivity devices are to be ordered separately and cost is not reflected in above pricing. Refer to page 153-165 for more information.
- Flat panel monitors and mounting brackets to be supplied by customer and are not included in above pricing.

GATEWAY™ WALL MOUNTED TABLES

WALL MOUNTED TABLES - RECTANGLE TOP WITH SOFT CORNERS

**Wall Mounted Table:
38" Standing Height**



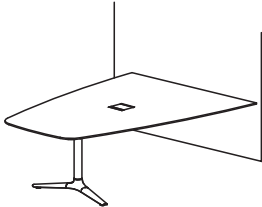
Model Number	Table Dimensions	Top Finish	List Price
42269/2S38	60"l x 36"d x 38"h	Veneer	5,655
42269/5S38	60"l x 36"d x 38"h	Laminate	4,820
42270/2S38	60"l x 42"d x 38"h	Veneer	6,010
42270/5S38	60"l x 42"d x 38"h	Laminate	5,125
42271/2S38	60"l x 48"d x 38"h	Veneer	6,385
42271/5S38	60"l x 48"d x 38"h	Laminate	5,445
42272/2S38	60"l x 54"d x 38"h	Veneer	6,810
42272/5S38	60"l x 54"d x 38"h	Laminate	5,815
42273/2S38	72"l x 36"d x 38"h	Veneer	6,280
42273/5S38	72"l x 36"d x 38"h	Laminate	5,350
42274/2S38	72"l x 42"d x 38"h	Veneer	6,670
42274/5S38	72"l x 42"d x 38"h	Laminate	5,695
42275/2S38	72"l x 48"d x 38"h	Veneer	7,095
42275/5S38	72"l x 48"d x 38"h	Laminate	6,040
42276/2S38	72"l x 54"d x 38"h	Veneer	7,495
42276/5S38	72"l x 54"d x 38"h	Laminate	6,390
42277/2S38	72"l x 60"d x 38"h	Veneer	7,955
42277/5S38	72"l x 60"d x 38"h	Laminate	6,775
42278/2S38	84"l x 36"d x 38"h	Veneer	6,710
42278/5S38	84"l x 36"d x 38"h	Laminate	5,720
42279/2S38	84"l x 42"d x 38"h	Veneer	7,135
42279/5S38	84"l x 42"d x 38"h	Laminate	6,085
42280/2S38	84"l x 48"d x 38"h	Veneer	7,585
42280/5S38	84"l x 48"d x 38"h	Laminate	6,450
42281/2S38	84"l x 54"d x 38"h	Veneer	8,105
42281/5S38	84"l x 54"d x 38"h	Laminate	6,905
42282/2S38	84"l x 60"d x 38"h	Veneer	8,595
42282/5S38	84"l x 60"d x 38"h	Laminate	7,325
42283/2S38	96"l x 42"d x 38"h	Veneer	7,570
42283/5S38	96"l x 42"d x 38"h	Laminate	6,440
42284/2S38	96"l x 48"d x 38"h	Veneer	8,030
42284/5S38	96"l x 48"d x 38"h	Laminate	6,850
42285/2S38	96"l x 54"d x 38"h	Veneer	8,595
42285/5S38	96"l x 54"d x 38"h	Laminate	7,325
42286/2S38	96"l x 60"d x 38"h	Veneer	9,105
42286/5S38	96"l x 60"d x 38"h	Laminate	7,755

- Connectivity devices are to be ordered separately and cost is not reflected in above pricing. Refer to page 153-165 for more information.
- Flat panel monitors and mounting brackets to be supplied by customer and are not included in above pricing.

GATEWAY™ WALL MOUNTED TABLES

WALL MOUNTED TABLES - VISTA TOP

Wall Mounted Table:
22" Lounge Height

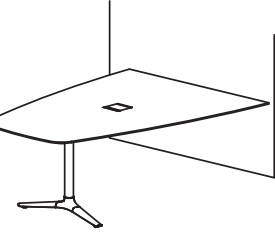


Model Number	Table Dimensions	Top Finish	List Price
42390/2V22	60"l x (26"-36")w x 22"h	Veneer	5,250
42390/5V22	60"l x (26"-36")w x 22"h	Laminate	4,475
42391/2V22	60"l x (27½"-42")w x 22"h	Veneer	5,580
42391/5V22	60"l x (27½"-42")w x 22"h	Laminate	4,765
42392/2V22	60"l x (32"-48")w x 22"h	Veneer	5,930
42392/5V22	60"l x (32"-48")w x 22"h	Laminate	5,055
42393/2V22	60"l x (32"-54")w x 22"h	Veneer	6,325
42393/5V22	60"l x (32"-54")w x 22"h	Laminate	5,395
42394/2V22	72"l x (26"-36")w x 22"h	Veneer	5,825
42394/5V22	72"l x (26"-36")w x 22"h	Laminate	4,965
42395/2V22	72"l x (27½"-42")w x 22"h	Veneer	6,195
42395/5V22	72"l x (27½"-42")w x 22"h	Laminate	5,280
42396/2V22	72"l x (32"-48")w x 22"h	Veneer	6,580
42396/5V22	72"l x (32"-48")w x 22"h	Laminate	5,600
42397/2V22	72"l x (32"-54")w x 22"h	Veneer	6,970
42397/5V22	72"l x (32"-54")w x 22"h	Laminate	5,935
42398/2V22	84"l x (26"-36")w x 22"h	Veneer	6,230
42398/5V22	84"l x (26"-36")w x 22"h	Laminate	5,310
42399/2V22	84"l x (27½"-42")w x 22"h	Veneer	6,630
42399/5V22	84"l x (27½"-42")w x 22"h	Laminate	5,645
42400/2V22	84"l x (32"-48")w x 22"h	Veneer	7,025
42400/5V22	84"l x (32"-48")w x 22"h	Laminate	5,995
42401/2V22	84"l x (32"-54")w x 22"h	Veneer	7,515
42401/5V22	84"l x (32"-54")w x 22"h	Laminate	6,415
42402/2V22	84"l x (32"-60")w x 22"h	Veneer	7,975
42402/5V22	84"l x (32"-60")w x 22"h	Laminate	6,790
42403/2V22	96"l x (27½"-42")w x 22"h	Veneer	7,015
42403/5V22	96"l x (27½"-42")w x 22"h	Laminate	5,980
42404/2V22	96"l x (32"-48")w x 22"h	Veneer	7,455
42404/5V22	96"l x (32"-48")w x 22"h	Laminate	6,350
42405/2V22	96"l x (32"-54")w x 22"h	Veneer	7,975
42405/5V22	96"l x (32"-54")w x 22"h	Laminate	6,790
42406/2V22	96"l x (32"-60")w x 22"h	Veneer	8,450
42406/5V22	96"l x (32"-60")w x 22"-h	Laminate	7,205

- Connectivity devices are to be ordered separately and cost is not reflected in above pricing. Refer to page 153-165 for more information.
- Flat panel monitors and mounting brackets to be supplied by customer and are not included in above pricing.

GATEWAY™ WALL MOUNTED TABLES

WALL MOUNTED TABLES - VISTA TOP

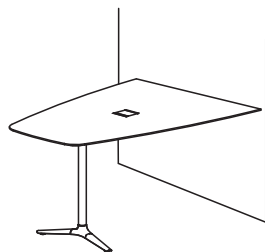
	Model Number	Table Dimensions	Top Finish	List Price
Wall Mounted Table: 29" Standard Work Height 	42390/2V29	60"l x (26"-36")w x 29"h	Veneer	5,525
	42390/5V29	60"l x (26"-36")w x 29"h	Laminate	4,705
	42391/2V29	60"l x (27½"-42")w x 29"h	Veneer	5,870
	42391/5V29	60"l x (27½"-42")w x 29"h	Laminate	5,005
	42392/2V29	60"l x (32"-48")w x 29"h	Veneer	6,235
	42392/5V29	60"l x (32"-48")w x 29"h	Laminate	5,315
	42393/2V29	60"l x (32"-54")w x 29"h	Veneer	6,655
	42393/5V29	60"l x (32"-54")w x 29"h	Laminate	5,680
	42394/2V29	72"l x (26"-36")w x 29"h	Veneer	6,130
	42394/5V29	72"l x (26"-36")w x 29"h	Laminate	5,225
	42395/2V29	72"l x (27½"-42")w x 29"h	Veneer	6,525
	42395/5V29	72"l x (27½"-42")w x 29"h	Laminate	5,550
	42396/2V29	72"l x (32"-48")w x 29"h	Veneer	6,920
	42396/5V29	72"l x (32"-48")w x 29"h	Laminate	5,900
	42397/2V29	72"l x (32"-54")w x 29"h	Veneer	7,330
	42397/5V29	72"l x (32"-54")w x 29"h	Laminate	6,240
	42398/2V29	84"l x (26"-36")w x 29"h	Veneer	6,555
	42398/5V29	84"l x (26"-36")w x 29"h	Laminate	5,585
	42399/2V29	84"l x (27½"-42")w x 29"h	Veneer	6,975
	42399/5V29	84"l x (27½"-42")w x 29"h	Laminate	5,940
	42400/2V29	84"l x (32"-48")w x 29"h	Veneer	7,400
	42400/5V29	84"l x (32"-48")w x 29"h	Laminate	6,310
	42401/2V29	84"l x (32"-54")w x 29"h	Veneer	7,910
	42401/5V29	84"l x (32"-54")w x 29"h	Laminate	6,750
	42402/2V29	84"l x (32"-60")w x 29"h	Veneer	8,390
	42402/5V29	84"l x (32"-60")w x 29"h	Laminate	7,140
	42403/2V29	96"l x (27½"-42")w x 29"h	Veneer	7,380
	42403/5V29	96"l x (27½"-42")w x 29"h	Laminate	6,295
	42404/2V29	96"l x (32"-48")w x 29"h	Veneer	7,845
	42404/5V29	96"l x (32"-48")w x 29"h	Laminate	6,675
	42405/2V29	96"l x (32"-54")w x 29"h	Veneer	8,390
	42405/5V29	96"l x (32"-54")w x 29"h	Laminate	7,140
	42406/2V29	96"l x (32"-60")w x 29"h	Veneer	8,890
	42406/5V29	96"l x (32"-60")w x 29"-h	Laminate	7,580

- Connectivity devices are to be ordered separately and cost is not reflected in above pricing. Refer to page 153-165 for more information.
- Flat panel monitors and mounting brackets to be supplied by customer and are not included in above pricing.

GATEWAY™ WALL MOUNTED TABLES

WALL MOUNTED TABLES - VISTA TOP

Wall Mounted Table: 38" Standing Height

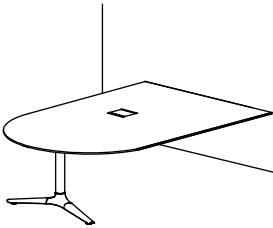


Model Number	Table Dimensions	Top Finish	List Price
42390/2V38	60"l x (26"-36")w x 38"h	Veneer	5,795
42390/5V38	60"l x (26"-36")w x 38"h	Laminate	4,945
42391/2V38	60"l x (27½"-42")w x 38"h	Veneer	6,160
42391/5V38	60"l x (27½"-42")w x 38"h	Laminate	5,260
42392/2V38	60"l x (32"-48")w x 38"h	Veneer	6,550
42392/5V38	60"l x (32"-48")w x 38"h	Laminate	5,585
42393/2V38	60"l x (32"-54")w x 38"h	Veneer	6,995
42393/5V38	60"l x (32"-54")w x 38"h	Laminate	5,965
42394/2V38	72"l x (26"-36")w x 38"h	Veneer	6,440
42394/5V38	72"l x (26"-36")w x 38"h	Laminate	5,495
42395/2V38	72"l x (27½"-42")w x 38"h	Veneer	6,850
42395/5V38	72"l x (27½"-42")w x 38"h	Laminate	5,830
42396/2V38	72"l x (32"-48")w x 38"h	Veneer	7,270
42396/5V38	72"l x (32"-48")w x 38"h	Laminate	6,195
42397/2V38	72"l x (32"-54")w x 38"h	Veneer	7,690
42397/5V38	72"l x (32"-54")w x 38"h	Laminate	6,555
42398/2V38	84"l x (26"-36")w x 38"h	Veneer	6,880
42398/5V38	84"l x (26"-36")w x 38"h	Laminate	5,870
42399/2V38	84"l x (27½"-42")w x 38"h	Veneer	7,325
42399/5V38	84"l x (27½"-42")w x 38"h	Laminate	6,240
42400/2V38	84"l x (32"-48")w x 38"h	Veneer	7,780
42400/5V38	84"l x (32"-48")w x 38"h	Laminate	6,615
42401/2V38	84"l x (32"-54")w x 38"h	Veneer	8,315
42401/5V38	84"l x (32"-54")w x 38"h	Laminate	7,085
42402/2V38	84"l x (32"-60")w x 38"h	Veneer	8,815
42402/5V38	84"l x (32"-60")w x 38"h	Laminate	7,500
42403/2V38	96"l x (27½"-42")w x 38"h	Veneer	7,755
42403/5V38	96"l x (27½"-42")w x 38"h	Laminate	6,600
42404/2V38	96"l x (32"-48")w x 38"h	Veneer	8,240
42404/5V38	96"l x (32"-48")w x 38"h	Laminate	7,015
42405/2V38	96"l x (32"-54")w x 38"h	Veneer	8,815
42405/5V38	96"l x (32"-54")w x 38"h	Laminate	7,500
42406/2V38	96"l x (32"-60")w x 38"h	Veneer	9,335
42406/5V38	96"l x (32"-60")w x 38"-h	Laminate	7,955

Connectivity devices are to be ordered separately and cost is not reflected in above pricing. Refer to page 153-165 for more information. Flat panel monitors and mounting brackets to be supplied by customer and are not included in above pricing.

GATEWAY™ WALL MOUNTED TABLES
WALL MOUNTED TABLES - D END TOP

Wall Mounted Table:
29" Standard Work Height



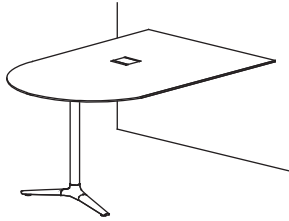
Model Number	Table Dimensions	Top Finish	List Price
42292/2D29	60"l x 36"d x 29"h	Veneer	5,710
42292/5D29	60"l x 36"d x 29"h	Laminate	4,865
42293/2D29	60"l x 42"d x 29"h	Veneer	6,065
42293/5D29	60"l x 42"d x 29"h	Laminate	5,170
42294/2D29	60"l x 48"d x 29"h	Veneer	6,445
42294/5D29	60"l x 48"d x 29"h	Laminate	5,500
42295/2D29	60"l x 54"d x 29"h	Veneer	6,885
42295/5D29	60"l x 54"d x 29"h	Laminate	5,870
42296/2D29	72"l x 36"d x 29"h	Veneer	6,345
42296/5D29	72"l x 36"d x 29"h	Laminate	5,400
42297/2D29	72"l x 42"d x 29"h	Veneer	6,745
42297/5D29	72"l x 42"d x 29"h	Laminate	5,745
42298/2D29	72"l x 48"d x 29"h	Veneer	7,160
42298/5D29	72"l x 48"d x 29"h	Laminate	6,110
42299/2D29	72"l x 54"d x 29"h	Veneer	7,580
42299/5D29	72"l x 54"d x 29"h	Laminate	6,450
42300/2D29	72"l x 60"d x 29"h	Veneer	8,025
42300/5D29	72"l x 60"d x 29"h	Laminate	6,835
42301/2D29	84"l x 36"d x 29"h	Veneer	6,780
42301/5D29	84"l x 36"d x 29"h	Laminate	5,775
42302/2D29	84"l x 42"d x 29"h	Veneer	7,205
42302/5D29	84"l x 42"d x 29"h	Laminate	6,140
42303/2D29	84"l x 48"d x 29"h	Veneer	7,655
42303/5D29	84"l x 48"d x 29"h	Laminate	6,525
42304/2D29	84"l x 54"d x 29"h	Veneer	8,185
42304/5D29	84"l x 54"d x 29"h	Laminate	6,975
42305/2D29	84"l x 60"d x 29"h	Veneer	8,675
42305/5D29	84"l x 60"d x 29"h	Laminate	7,385
42306/2D29	96"l x 42"d x 29"h	Veneer	7,630
42306/5D29	96"l x 42"d x 29"h	Laminate	6,505
42307/2D29	96"l x 48"d x 29"h	Veneer	8,110
42307/5D29	96"l x 48"d x 29"h	Laminate	6,910
42308/2D29	96"l x 54"d x 29"h	Veneer	8,675
42308/5D29	96"l x 54"d x 29"h	Laminate	7,385
42309/2D29	96"l x 60"d x 29"h	Veneer	9,190
42309/5D29	96"l x 60"d x 29"h	Laminate	7,830

- Connectivity devices are to be ordered separately and cost is not reflected in above pricing. Refer to page 153-165 for more information.
- Flat panel monitors and mounting brackets to be supplied by customer and are not included in above pricing.

GATEWAY™ WALL MOUNTED TABLES

WALL MOUNTED TABLES - D END TOP

Wall Mounted Table: 38" Standing Height



Model Number	Table Dimensions	Top Finish	List Price
42312/2D38	60"l x 36"d x 38"h	Veneer	6,000
42312/5D38	60"l x 36"d x 38"h	Laminate	5,115
42313/2D38	60"l x 42"d x 38"h	Veneer	6,370
42313/5D38	60"l x 42"d x 38"h	Laminate	5,425
42314/2D38	60"l x 48"d x 38"h	Veneer	6,775
42314/5D38	60"l x 48"d x 38"h	Laminate	5,775
42315/2D38	60"l x 54"d x 38"h	Veneer	7,230
42315/5D38	60"l x 54"d x 38"h	Laminate	6,165
42316/2D38	72"l x 36"d x 38"h	Veneer	6,660
42316/5D38	72"l x 36"d x 38"h	Laminate	5,680
42317/2D38	72"l x 42"d x 38"h	Veneer	7,080
42317/5D38	72"l x 42"d x 38"h	Laminate	6,035
42318/2D38	72"l x 48"d x 38"h	Veneer	7,515
42318/5D38	72"l x 48"d x 38"h	Laminate	6,405
42319/2D38	72"l x 54"d x 38"h	Veneer	7,955
42319/5D38	72"l x 54"d x 38"h	Laminate	6,780
42320/2D38	72"l x 60"d x 38"h	Veneer	8,435
42320/5D38	72"l x 60"d x 38"h	Laminate	7,180
42321/2D38	84"l x 36"d x 38"h	Veneer	7,120
42321/5D38	84"l x 36"d x 38"h	Laminate	6,065
42322/2D38	84"l x 42"d x 38"h	Veneer	7,575
42322/5D38	84"l x 42"d x 38"h	Laminate	6,450
42323/2D38	84"l x 48"d x 38"h	Veneer	8,040
42323/5D38	84"l x 48"d x 38"h	Laminate	6,850
42324/2D38	84"l x 54"d x 38"h	Veneer	8,595
42324/5D38	84"l x 54"d x 38"h	Laminate	7,330
42325/2D38	84"l x 60"d x 38"h	Veneer	9,110
42325/5D38	84"l x 60"d x 38"h	Laminate	7,760
42326/2D38	96"l x 42"d x 38"h	Veneer	8,020
42326/5D38	96"l x 42"d x 38"h	Laminate	6,825
42327/2D38	96"l x 48"d x 38"h	Veneer	8,515
42327/5D38	96"l x 48"d x 38"h	Laminate	7,255
42328/2D38	96"l x 54"d x 38"h	Veneer	9,110
42328/5D38	96"l x 54"d x 38"h	Laminate	7,760
42329/2D38	96"l x 60"d x 38"h	Veneer	9,660
42329/5D38	96"l x 60"d x 38"h	Laminate	8,225

- Connectivity devices are to be ordered separately and cost is not reflected in above pricing. Refer to page 153-165 for more information.
- Flat panel monitors and mounting brackets to be supplied by customer and are not included in above pricing.

TERMS AND CONDITIONS OF SALE

PRICES

All prices are list prices, FOB our Toronto Factory- freight charges are extra. Packing and/ or crating is available, if required, upcharges apply.

Due to existing conditions in regard to cost of labor and materials, we reserve the right to change prices without notice.

TERMS

Net 30 days from date of invoice to accredited buyers. Two per cent (2%) interest charged monthly on overdue accounts. Deposit of 50% is required with order. Terms will be established upon credit evaluation. Due to delays in processing references, first orders may be treated as C.B.D. orders.

ORDER CONFIRMATION

Orders are accepted upon issuance of our order confirmation and are subject to the terms set forth therein; notwithstanding any variance from the terms of the buyer's order form.

Nienkämper is not liable for any delay or failure to deliver caused by labor or transportation difficulties, accidents, acts of God, failure of sources of supply, or other causes beyond our control, and changes will affect the delivery date.

CHANGE OF ORDERS OR CANCELLATIONS

Changes or cancellations are subject to our ability to conform. A charge will be levied against canceled or changed orders based on costs already incurred by Nienkämper. All changes must be in writing and submitted on a revised purchase order. Changes will affect the delivery date.

STORAGE

If goods cannot be accepted when ready, we may transfer them to storage (which is to be deemed as delivery for invoice purposes). The customer accepts risks and will be charged at prevailing rates.

FREIGHT

All prices are list prices, FOB our Toronto Factory- freight charges are extra.

Packing and/or crating are available, if required, upcharges apply.

CLAIMS

All furniture is given to the carrier and signed for in good condition. It is the responsibility of the receiver to sign for the goods in the presence of the carrier and note the condition in which they are received. Freight claims should be filed with the carrier.

WARRANTY

There are no express or implied warranties, conditions and obligations of the manufacturer, whether statutory or otherwise that extend beyond the description on the face hereof. Our furniture is made to the highest standard and is warranted free from defects of material and workmanship for five years from the date of delivery. During the warranty period we will repair or replace such merchandise as shall prove to be defective, during normal usage in accordance with manufacturer's specifications. The manufacturer shall not be liable for defect wholly attributable to normal manufacturing process. Replacement or repair of the Product shall be the sole remedy of the Customer, and the manufacturer shall not be liable for any direct, indirect, incidental, or consequential loss or damage suffered by the Customer by reason of any defect in workmanship or manufacture of the Product or inability to use the Product. Moreover, this warranty does not cover accidental damage, abuse, alteration, ordinary wear and tear of Goods, negligence and misuse nor variations over which we have no control such as heat or humidity or damage to which the Goods are connected that is not attributable to the failure of the goods themselves. This warranty is null and void when the product is installed with hardware other than that supplied and/or when installed differently than recommended in the installation guide. Modification to the product or hardware may result in failure of the product and cause damage and/or injury.

WOOD FINISHES

Nienkämper offers a wide variety of standard light finishes on cherry, mahogany and figured anagré wood veneers, and a clear natural finish on figured anagré, figured sycamore, maple, bird's eye maple and curly maple.

Light finishes do not mask the grain and other characteristics of each wood species. It is important to understand that pieces of the same type of wood will not look identical when a light finish is used. The appearance of the finish will also depend on the natural color of the veneer. Cherry darkens over time as the wood ages. Pin knots and gum pockets are inherent traits.

Wood is a naturally variable raw material; its variances are not within the furniture manufacturer's control and are therefore not considered defects under this warranty.