

# nienkämpfer

## CONFERENCE TABLES

CERN COLLECTION



2026

Prices include freight charges, blanket wrapped, dock delivered, from the manufacturing source to any location in the contiguous United States. Packing and/or crating are available, if required, upcharges apply.

## veneers

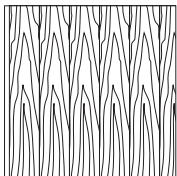
All wood surfaces are protected with a durable polyurethane clear lacquer with UV inhibitor. This finish is known for its exceptional durability, as well as abrasion, chemical, impact and scratch resistance. Standard sheen level is 45 degrees. Optional matte, 5, 10 and 35 degree sheen levels are available on request at no additional cost.

Wood Species	Order Code	Veneer/Stain	Upcharge
Maple	F-01	Natural Maple	No upcharge applies.
	F-02	Natural Curly Maple - Rotary Cut	Add 15%.
	F-03	Natural Bird's Eye Maple - Rotary Cut	Call Customer Service for pricing.
	F-04	Maple Stained Pear	No upcharge applies.
Cherry	F-05	Natural Cherry	No upcharge applies.
	F-06	Standard Cherry	No upcharge applies.
	F-07	Cherry Stained Amber	No upcharge applies.
	F-08	Cherry Stained Auburn	No upcharge applies.
	F-09	Cherry Stained Burgundy	No upcharge applies.
Mahogany	F-10	Light Mahogany	No upcharge applies.
	F-11	Medium Mahogany	No upcharge applies.
	F-12	Dark Mahogany	No upcharge applies.
	F-13	Red Mahogany	No upcharge applies.
Anagré	F-14	Natural Figured Anagré - Qtr. Cut Book-Match	Add 15%.
	F-15	Figured Anagré Stained Amber - Qtr. Cut Book-Match	Add 15%.
Sycamore	F-16	Natural Figured Sycamore - Qtr. Cut Book-Match	Add 15%.
Walnut	F-17	Burnt Walnut	No upcharge applies.
	F-19	Natural Walnut- Flat Cut Book-Match	No upcharge applies.
	F-19FM	Natural Walnut- Flat Cut Book-Match (matte sheen)	No upcharge applies.
	F-27F	Creamy Walnut- Flat Cut Book-Match (10° sheen)	No upcharge applies.
	F-27R	Creamy Walnut - Rift Cut Slip-Match (10° sheen)	Add 5%
	F-28	Tawny Walnut	No upcharge applies.
	F-31FM	Autumn Walnut- Flat Cut Book-Match (matte sheen)	No upcharge applies.
	F-31RM	Autumn Walnut - Rift Cut Slip-Match (matte sheen)	Add 5%
Oak	F-18F	Natural White Oak - Flat Cut Book-Match (10° sheen)	No upcharge applies.
	F-18R	Natural White Oak - Rift Cut Slip-Match (10° sheen)	Add 5%
	F-26	Charcoal Ash On Oak- Flat Cut Book- Match (10° sheen)	No upcharge applies.
	F-29F	Smoky Oak - Flat Cut Book-Match	No upcharge applies.
	F-29R	Smoky Oak - Rift Cut Slip-Match	Add 5%
	F-29FM	Smoky Oak - Flat Cut Book-Match (matte sheen)	No upcharge applies.
	F-29RM	Smoky Oak - Rift Cut Slip-Match (matte sheen)	Add 5%
	F-30FM	Whisper White Oak - Flat Cut Book-Match (matte sheen)	No upcharge applies.
	F-30RM	Whisper White Oak - Rift Cut Slip-Match (matte sheen)	Add 5%
	F-32FM	Cotton White Oak - Flat Cut Book-Match (matte sheen)	No upcharge applies.
	F-32RM	Cotton White Oak - Rift Cut Slip-Match (matte sheen)	Add 5%
Sapele – Ribbon Stripe	F-20	Natural Ribbon Strip Sapele - Qtr. Cut Slip-Match	No upcharge applies.
Moabi (Cherry substitute)	F-21	Natural Moabi - Quarter - Qtr. Cut Book-Match	No upcharge applies.
Cape Coast Walnut	F-22	Dark Cape Coast Walnut - Qtr. Cut Slip-Match	No upcharge applies.
	F-23	Natural Cape Coast Walnut - Qtr. Cut Slip-Match	No upcharge applies.
	F-23	Natural Cape Coast Walnut - Qtr. Cut Slip-Match	No upcharge applies.
Ash	F-25	Slate Gray Ash - Qtr. Cut Slip-Match	No upcharge applies.

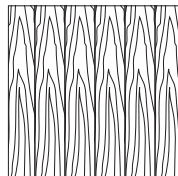
### VENEER GRAIN OPTIONS

Nienkämper products utilize the best quality veneers available, and, combined with Nienkämper's patented veneering systems, create work environments of incredible quality and beauty.


All veneer furniture comes standard with flat cut book-match veneer; flat cut slip-match veneer can also be specified. Quarter cut slip-match and quarter cut book-match veneers are available at a 5% upcharge. Figured Anagré and Figured Sycamore veneers are Quarter cut book-matched. Bird's Eye Maple and Curly Maple are rotary cut. Facet Edge, Taper edge, Flowform, Camber and Self edge tops with veneer are manufactured with a solid wood edge. All edges are then veneer wrapped to create a seamless profile top.




Standard V1  
Flat Cut Book-Match



Flat Cut Slip-Match V2



Quarter Cut Slip-Match V3  
Add 5%



Quarter Cut Book-Match V4  
Add 5%

Wood grain plastic laminate surfaces are available on table tops with Facet, Taper and Self edges.

These tops are manufactured with a solid wood edge that is applied prior to the laminate top surface. This method conceals the thickness of the wood edge, while providing the durability required. Wood edges are selected that most closely resemble both the species and the color of the laminate chosen

Nienkämper has pre-selected a number of standard wood grain plastic laminates that represent a cross section of both color and species. Simply include the order code with the model number to make these selections. Alternatively wood grain plastic laminates selected outside of Nienkämper’s standard selection can be made by specifying the manufacturer as well as the description and model number of the laminate at the time of order.

Wood Grain Plastic Laminate Surfaces	Order Code	Manufacturer #	Finish
Hardrock Maple	WL2	Pionite WM791-SD	Textured/Suede
Monticello Maple	WL5	Wilsonart 7925-38	Fine Velvet Texture
Fusion Maple	WL13	Wilsonart 7909-60	Matte
New Age Oak	WL14	Wilsonart 7938-38	Fine Velvet Texture
Wild Cherry	WL18	Wilsonart 7054-60	Matte
River Cherry	WL19	Wilsonart 7937-38	Fine Velvet Texture
Montana Walnut	WL20	Wilsonart 7110T-78	Fine Grain
Skyline Walnut	WL26	Wilsonart 7964K-12	Soft Grain
Continental Walnut	WL-29	Wilsonart 8232K-05	Timbergrain
Neo Walnut	WL-30	Wilsonart 7991-38	Fine Velvet Texture
Walnut Heights	WL-31	Wilsonart 7965K-12	Soft Grain
Grayed Oak	WL-32	Formica 5791-PG	Pure Grain Texture
Millennium Oak	WL-33	Formica 5887-58	Matte
Aged Ash	WL-34	Formica 8844-WR	Woodbrush
Lowell Ash	WL-35	Wilsonart 7994-38	Fine Velvet Texture
Natural Ash	WL-36	Formica 8843-WR	Woodbrush
Norwegian Ash	WL-37	Wilsonart 8241-38	Fine Velvet Texture
Weathered Ash	WL-38	Formica 8842-WR	Woodbrush
Smoky Brown Pear	WL-39	Formica 5488-26	Oiled Wood
Studio Teak	WL-40	Wilsonart 7960K-18	Linearity
Fawn Cypress	WL-41	Wilsonart 8208K-16	Casual Rustic
Landmark Wood	WL-42	Wilsonart 7981K-12	Soft Grain
Natural Cerise	WL-43	Formica 8863-58	Matte
Natural Recon	WL-44	Wilsonart 7996-38	Fine Velvet Texture
Pecan Woodline	WL-45	Formica 5883-58	Matte

To specify the wood grain laminate required simply add the Order Code WL\_ to the model number of the product.

Samples and specific technical data is available from your local sales representative or by contacting Nienkämper’s Customer Service department at **800.668.9318**.

P-LAM

COLORED P-LAM


Both Taper and Self edge profiles are available with a colored laminate top.

**Laminate edging on Taper tops.** Edging will match the top surface and is applied before the surface laminate. By applying the laminate in this way, the seam is positioned horizontally, which makes it much less conspicuous and more durable.

**Wood edging** on Self and Taper Edge tops are applied before the laminate. By applying the wood edge in this way, the wood edge thickness is concealed, while providing the durability required. Wood species and finishes for edging can be selected from page 8.


For laminates specified outside of Nienkämper’s standard selection, specify the manufacturer as well as the description and model number of the laminate selected at the time of order. For Facet edge tops, the laminate must be a post-forming grade.

**Translucent edging** on Self and Taper edge tops is applied after the surface laminate. The translucent edge is very durable. Clear translucent edge provides a good match with most white-colored laminates, while a silver translucent edge provides a metallic look and contrast to colored plastic laminates.




P-Lam top & Self edge


\*An unavoidable, thin dark line will be visible when specifying a matching p.lam edge. This is more pronounced with light colored laminates



P-Lam top & Translucent Self edge



Wood Grain P-Lam top & silver Translucent Self edge



P-Lam top & solid wood Facet edge

Colored Plastic Laminates Surface	Order Code	Manufacturer #	Finish
Gray (Nienkämper - Light Gray/Putty)	CL-01	Wilsonart 1500-60	Matte
Platinum Gray (Nienkämper - Medium Gray/Clay)	CL-02	Nevamar S6023T	Textured
Slate Grey (Nienkämper - Dark Gray)	CL-03	Wilsonart D91-60	Matte
Black	CL-04	Wilsonart 1595-60	Matte
Angel White	CL-05	Pionite SW-826SD	Textured/ Suede
Frosty White	CL-06	Wilsonart 1573-60	Matte
White (for writable surface)	Contact customer service for details 800.668.9318		Gloss

Add the order code behind the edge profile when specifying.

## P-LAM

### FINGERPRINT RESISTANT P-LAM

Fingerprint Resistant Plastic Laminate is an innovative material created for interior design applications and is suitable for both vertical and horizontal interior applications on our Nienkämper furniture.

The external surface of Fingerprint Resistant Plastic Laminate involves the use of nanotechnology made possible by next generation acrylic resins.

The unique composition offers extraordinary features coupled with a unique user experience. These include an ultra matte surface (eliminating glare), an ultra sofa feel, an anti-fingerprint surface, thermal healing of micro-scratches, increased durability as well as anti-bacterial and mold-resistant properties.

**Edgeband** matching all Fingerprint Resistant Plastic Laminate colors is only available when specifying a Taper edge. For Self edge tops 1" and 1 1/4" thick, matching edgeband are only available in Black (RL-01) and White (RL-03). When a matching edgeband is not available, the specified surface laminate is used on the edge. **Contact Customer Service for more details 800.668-9318.**

There is a 20% upcharge on our standard plastic laminate table pricing for Fingerprint Resistant Plastic Laminate.

Colored "Fingerprint Resistant" Plastic Laminate Surface	Order Code	Finish
Black	RL-01	Matte
Gray	RL-02	Matte
White	RL-03	Matte
Sand	RL-04	Matte
Brown	RL-05	Matte
Clay	RL-06	Matte
Beige	RL-07	Matte
Ash	RL-08	Matte
Smoke	RL-09	Matte

Edgeband to Match with Colored "Fingerprint Resistant" Plastic Laminate	Thickness	Order Code
Black	3/4", 1", 1-1/4"	RE-01
Gray	3/4"	RE-02
White	3/4", 1", 1-1/4"	RE-03
Sand	3/4"	RE-04
Brown	3/4"	RE-05
Clay	3/4"	RE-06
Beige	3/4"	RE-07
Ash	3/4"	RE-08
Smoke	3/4"	RE-09

# POWDER COAT FINISHES

---


Powder coat paint is a premium finish used for its exceptional durability and refined appearance. Applied as a dry powder and cured under heat, it forms a tough, uniform surface that resists chipping, scratching, and fading—ideal for commercial environments. Nienkämper offers a curated palette of 18 color variations to suit any project.



PC-01 Nienkämper Silver




PC-02 Champagne




PC-03 Light Bronze



PC-04 Standard (Dark) Bronze



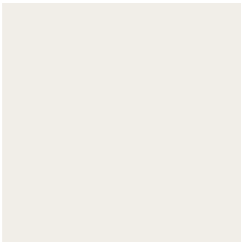
PC-06 Black Jack



PC-07 Warm White



PC-09 Red




PC-12 Cool White



PC-14 Pure Orange




PC-16 Lime



PC-17 Sky Blue




PC-18 Cobalt Blue



PC-22 Charcoal Gray (Matte)




PC-24 Matte Red Clay




PC-25 Cream



PC-26 Mulberry (Matte)



PC-27 Forest Green (Matte)



PC-28 Mustard (Matte)

## EDGE DETAILS - CONFERENCE TABLES

Conference tables with tops that are 1¼" thick offer eight edge profiles to choose from.  
To specify an edge profile, add the corresponding code after the table model number:

Facet Edge: add "FC"

Taper Edge: add "TE"

Flowform Edge: add "FF"

Reverse Bevel Edge: add "RB"

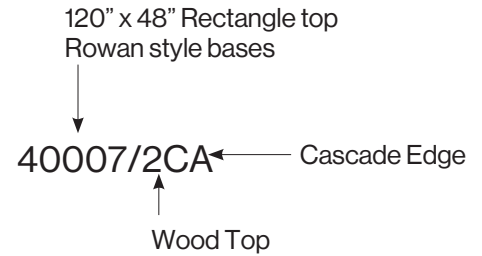
Camber Edge: add "CE"

Self Edge: add "SE"

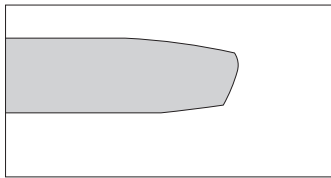
Self Edge with Exposed Plywood: add "SE-P"

Cascade Edge: add "CA"

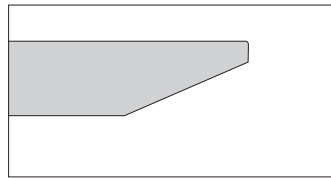
- Flowform edge, Camber edge, Cascade edge, and Exposed Plywood Self edge require a 5% upcharge.
- Flowform, Camber, and Cascade edges are veneer-wrapped and are not available with plastic laminate.
- Rectangle, Boat, and Vista tops specified with a Flowform, Camber or Cascade edge have the profile on the two long sides only, with Self edges on the two ends.
- The Cascade edge is not compatible with table shapes that have "Soft" Radius corners, Super Ellipse or Racetrack shapes.
- Facet edge is not compatible with table shapes that have radius "Soft" Radius corners.
- Camber edge requires a minimum 8" radius corner for "Soft" Rectangle, Boat, Square, and Vista top shapes.



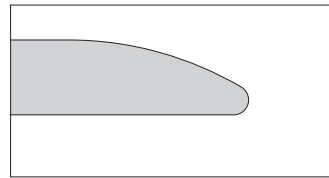
### EXAMPLE



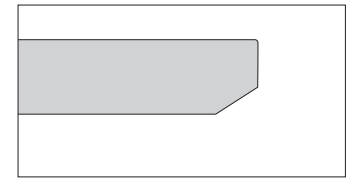
Facet Edge "FC"




Taper Edge "TE"




Flowform Edge "FF"




Reverse Bevel Edge "RB"



Facet Edge - specify "FC"



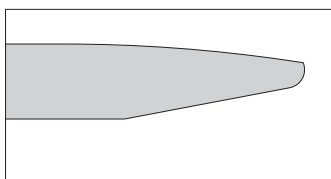
Taper Edge - specify "TE"



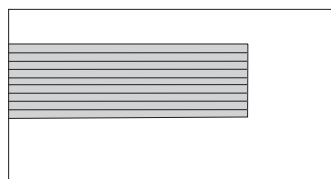
Flowform Edge - specify "FF"



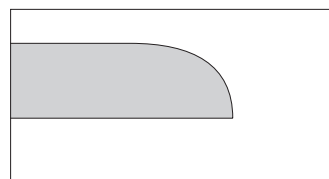
Reverse Bevel Edge - specify "RB"




Camber Edge "CE"




Self Edge "SE" / Self Edge with  
Exposed Plywood Core "SE-P"



Cascade Edge "CA"



Camber Edge - specify "CE"



Self "SE" / Self with Exposed  
Plywood Core "SE-P"



Cascade Edge - specify "CA"




CERN TABLE


SQUARE WITH SOFT (3"RADIUS) CORNERS

Design - fig40


Specify edge type: add the two letter code after the model number




Taper Edge (TE)



Self Edge (SE)



Camber Edge "CE"  
Corner must be 8" Rad.  
5% upcharge  
laminates not available



Self Edge (SE) Glass  
1/2" thick- tempered

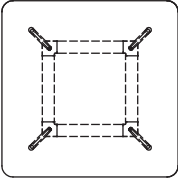


Table Heights:  
29"H (Glass); 29 3/4"H (Veneer / Laminate)

ALUMINUM LEGS						WOOD LEGS		
L"	X	D"	Top Finish	Top Sections	Model Number	List Price	Model Number	List Price
30	30	Glass	1		39279	4,975	39275	6,230
30	30	Veneer	1		39279/2	5,160	39275/2	6,425
30	30	Laminate	1		39279/5	4,755	39275/5	6,010
48	48	Glass	1		39280	6,875	39276	8,135
48	48	Veneer	1		39280/2	6,520	39276/2	7,770
48	48	Laminate	1		39280/5	5,645	39276/5	6,895
54	54	Glass	1		39281	7,680	39277	8,925
54	54	Veneer	1		39281/2	6,285	39277/2	8,370
54	54	Laminate	1		39281/5	6,020	39277/5	7,275
60	60	Glass	1		39282	8,540	39278	9,800
60	60	Veneer	1		39282/2	7,735	39278/2	8,995
60	60	Laminate	1		39282/5	6,435	39278/5	7,695

Note: Glass top is not available for the following models.

72	72	Veneer	2	39286/2	9,055	39283/2	10,300
72	72	Laminate	2	39286/5	7,260	39283/5	8,515
84	84	Veneer	2	39287/2	10,675	39284/2	11,925
84	84	Laminate	2	39287/5	8,215	39284/5	9,475
96	96	Veneer	2	39288/2	12,525	39285/2	13,780
96	96	Laminate	2	39288/5	9,170	39285/5	10,420

Standard Features:

- Tops: 1/2" thick low iron, clear tempered glass or 1 1/4" thick MDf with veneer or plastic laminate surface.
- Only single section tops are offered in 1/2" thick tempered glass.
- Legs are available in two materials, solid wood and extruded aluminum.
- Wood legs are offered in two species- walnut and maple and can be finished with all Nienkämper stains and top coats.
- Aluminum legs are offered standard in silver anodizing but mirror polish and all Nienkämper anodizing colors are offered by request at time of order.
- The support rail beneath the Cern table or desk is finished in silver anodized aluminum (AL-O1) with polished aluminum corners.
- A SIMPLE Forum can be integrated into the rail to meet power, data, or AV requirements.
- A maximum capacity of two cables (one for power cord, one for data cord) can exit through one leg.
- A clearance channel 1/2" x 1/2" runs down length of leg for cables.
- An upcharge of \$600.00 list per leg is to be added if cable management is required through the leg.
- For tables with two or more SIMPLE Forums, a cable conduit is required.



Cern table with Vuelo low back chairs

CERN TABLE  
ROUND

Design - fig40

Specify edge type: add the two letter code after the model number



Taper Edge (TE)



Self Edge (SE)



Camber Edge "CE"  
Corner must be 8" Rad.  
5% upcharge  
laminates not available



Self Edge (SE) Glass  
1/2" thick- tempered

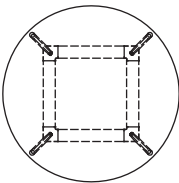


Table Heights:

29"H (Glass); 29 3/4"H (Veneer / Laminate)

ALUMINUM LEGS					WOOD LEGS	
L"	Top Finish	Top Sections	Model Number	List Price	Model Number	List Price
30 dia.	Glass	1	39293	5,160	39289	6,425
30 dia.	Veneer	1	39293/2	5,265	39289/2	6,525
30 dia.	Laminate	1	39293/5	4,805	39289/5	6,055
48 dia.	Glass	1	39294	6,820	39290	8,075
48 dia.	Veneer	1	39294/2	6,640	39290/2	7,900
48 dia.	Laminate	1	39294/5	5,635	39290/5	6,885
54 dia.	Glass	1	39295	7,680	39291	8,925
54 dia.	Veneer	1	39295/2	7,210	39291/2	8,445
54 dia.	Laminate	1	39295/5	5,930	39291/5	7,205
60 dia.	Glass	1	39296	8,630	39292	9,885
60 dia.	Veneer	1	39296/2	7,910	39292/2	9,170
60 dia.	Laminate	1	39296/5	6,405	39292/5	7,665

Note: Glass top is not available for the following models.

72 dia.	Veneer	2	39300/2	9,145	39297/2	10,410
72 dia.	Laminate	2	39300/5	7,095	39297/5	8,355
84 dia.	Veneer	2	39301/2	10,885	39298/2	12,145
84 dia.	Laminate	2	39301/5	8,050	39298/5	9,315
96 dia.	Veneer	2	39302/2	12,760	39299/2	14,015
96 dia.	Laminate	2	39302/5	8,890	39299/5	10,155

Standard Features:

- Tops: 1/2" thick low iron, clear tempered glass or 1 1/4" thick MDf with veneer or plastic laminate surface.
- Only single section tops are offered in 1/2" thick tempered glass.
- Legs are available in two materials, solid wood and extruded aluminum.
- Wood legs are offered in two species- walnut and maple and can be finished with all Nienkämper stains and top coats.
- Aluminum legs are offered standard in silver anodizing but mirror polish and all Nienkämper anodizing colors are offered by request at time of order.
- The support rail beneath the Cern table or desk is finished in silver anodized aluminum (AL-O1) with polished aluminum corners.
- A SIMPLE Forum can be integrated into the rail to meet power, data, or AV requirements.
- A maximum capacity of two cables (one for power cord, one for data cord) can exit through one leg.
- A clearance channel 1/2" x 1/2" runs down length of leg for cables.
- An upcharge of \$600.00 list per leg is to be added if cable management is required through the leg.
- For tables with two or more SIMPLE Forums, a cable conduit is required.



Cern table with Vuelo low back chairs


CERN TABLE
RECTANGLE WITH SOFT (3"RADIUS) CORNERS

Design - fig40

Specify edge type: add the two letter code after the model number

Diagram showing four edge types: Taper Edge (TE), Self Edge (SE), Camber Edge "CE" (with note: Corner must be 8" Rad. 5% upcharge laminate not available), and Self Edge (SE) Glass (with note: 1/2" thick- tempered).

Table Heights:
29"H (Glass); 29 3/4"H (Veneer / Laminate)



					ALUMINUM LEGS	WOOD LEGS		
L"	X	D"	Top Finish	Top Sections	Model Number	List Price	Model Number	List Price
84	42	Glass	1		39256	8,540	39251	9,800
84	42	Veneer	1		39256/2	7,605	39251/2	8,870
84	42	Laminate	1		39256/5	6,445	39251/5	7,705
96	42	Glass	1		39257	9,210	39252	10,470
96	42	Veneer	1		39257/2	7,990	39252/2	9,255
96	42	Laminate	1		39257/5	6,715	39252/5	7,980
96	48	Glass	1		39258	9,900	39253	11,165
96	48	Veneer	1		39258/2	8,355	39253/2	9,610
96	48	Laminate	1		39258/5	7,045	39253/5	8,295
108	42	Glass	1		39259	9,885	39254	11,150
108	42	Veneer	1		39259/2	8,500	39254/2	9,760
108	42	Laminate	1		39259/5	7,015	39254/5	8,260
108	48	Glass	1		39260	10,650	39255	11,910
108	48	Veneer	1		39260/2	9,060	39255/2	10,305
108	48	Laminate	1		39260/5	7,455	39255/5	8,700

Note: Glass top is not available for the following models.

120	42	Veneer	2		39268/2	8,965	39261/2	10,220
120	42	Laminate	2		39268/5	7,430	39261/5	8,670
120	48	Veneer	2		39269/2	9,605	39262/2	10,865
120	48	Laminate	2		39269/5	7,770	39262/5	9,030
120	54	Veneer	2		39270/2	10,205	39263/2	11,455
120	54	Laminate	2		39270/5	8,135	39263/5	9,395
132	42	Veneer	2		39271/2	9,520	39264/2	10,780
132	42	Laminate	2		39271/5	7,785	39264/5	9,055
132	48	Veneer	2		39272/2	10,115	39265/2	11,380
132	48	Laminate	2		39272/5	8,145	39265/5	9,405
132	54	Veneer	2		39273/2	10,800	39266/2	12,060
132	54	Laminate	2		39273/5	8,480	39266/5	9,745
132	60	Veneer	2		39274/2	11,425	39267/2	12,680
132	60	Laminate	2		39274/5	8,980	39267/5	10,235

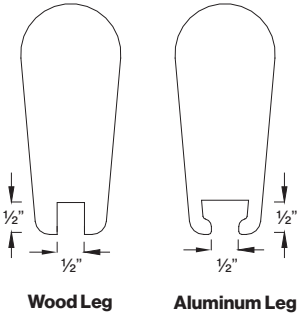
Standard Features:

- Tops: 1/2" thick low iron, clear tempered glass or 1 1/4" thick MDf with veneer or plastic laminate surface.
- Only single section tops are offered in 1/2" thick tempered glass.
- Legs are available in two materials, solid wood and extruded aluminum.
- Wood legs are offered in two species- walnut and maple and can be finished with all Nienkämper stains and top coats.
- Aluminum legs are offered standard in silver anodizing but mirror polish and all Nienkämper anodizing colors are offered by request at time of order.
- The support rail beneath the Cern table or desk is finished in silver anodized aluminum (AL-01) with polished aluminum corners.
- A SIMPLE Forum can be integrated into the rail to meet power, data, or AV requirements.
- A maximum capacity of two cables (one for power cord, one for data cord) can exit through one leg.
- A clearance channel 1/2" x 1/2" runs down length of leg for cables.
- An upcharge of \$600.00 list per leg is to be added if cable management is required through the leg.
- For tables with two or more SIMPLE Forums, a cable conduit is required.



Table with SIMPLE Forum & wire management through the leg

Cable Capacity



# CERN DESK RECTANGULAR WITH SOFT (3"RADIUS) CORNERS

Design - fig40

Specify edge type: add the two letter code after the model number


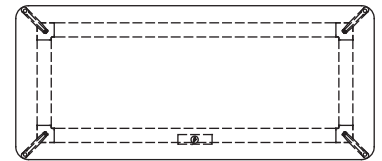


Table Heights:

29"H (Glass); 29 3/4"H (Veneer / Laminate)



ALUMINUM LEGS						WOOD LEGS		
L"	X	D"	Top Finish	Top Sections	Model Number	List Price	Model Number	List Price
48	24	Glass	1	39323	5,390	39311	6,650	
48	24	Veneer	1	39323/2	5,345	39311/2	6,600	
48	24	Laminate	1	39323/5	4,950	39311/5	6,210	
60	24	Glass	1	39324	5,825	39312	7,085	
60	24	Veneer	1	39324/2	5,650	39312/2	6,900	
60	24	Laminate	1	39324/5	5,160	39312/5	6,425	
60	30	Glass	1	39325	6,275	39313	7,530	
60	30	Veneer	1	39325/2	5,970	39313/2	7,235	
60	30	Laminate	1	39325/5	5,350	39313/5	6,610	
60	36	Glass	1	39326	6,740	39314	7,990	
60	36	Veneer	1	39326/2	6,335	39314/2	7,585	
60	36	Laminate	1	39326/5	5,535	39314/5	6,805	
72	24	Glass	1	39327	6,255	39315	7,515	
72	24	Veneer	1	39327/2	6,025	39315/2	7,280	
72	24	Laminate	1	39327/5	5,405	39315/5	6,660	
72	30	Glass	1	39328	6,800	39316	8,045	
72	30	Veneer	1	39328/2	6,430	39316/2	7,690	
72	30	Laminate	1	39328/5	5,625	39316/5	6,880	
72	36	Glass	1	39329	7,320	39317	8,585	
72	36	Veneer	1	39329/2	6,795	39317/2	8,040	
72	36	Laminate	1	39329/5	5,830	39317/5	7,090	
84	30	Glass	1	39330	7,310	39318	8,570	
84	30	Veneer	1	39330/2	6,805	39318/2	8,050	
84	30	Laminate	1	39330/5	5,855	39318/5	7,105	
84	36	Glass	1	39331	7,925	39319	9,185	
84	36	Veneer	1	39331/2	7,090	39319/2	8,350	
84	36	Laminate	1	39331/5	6,110	39319/5	7,350	
96	30	Glass	1	39332	7,815	39320	9,080	
96	30	Veneer	1	39332/2	7,240	39320/2	8,505	
96	30	Laminate	1	39332/5	6,160	39320/5	7,430	
96	36	Glass	1	39333	8,520	39321	9,780	
96	36	Veneer	1	39333/2	7,530	39321/2	8,795	
96	36	Laminate	1	39333/5	6,420	39321/5	7,680	
108	36	Glass	1	39334	9,105	39322	10,365	
108	36	Veneer	1	39334/2	7,915	39322/2	9,175	
108	36	Laminate	1	39334/5	6,680	39322/5	7,940	

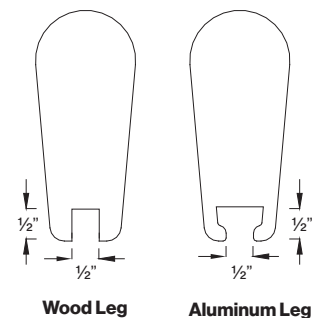
## Standard Features:

- Tops: 1/2" thick low iron, clear tempered glass or 1/4" thick MDF with veneer or plastic laminate surface.
- Only single section tops are offered in 1/2" thick tempered glass.
- Legs are available in two materials, solid wood and extruded aluminum.
- Wood legs are offered in two species- walnut and maple and can be finished with all Nienkämper stains and top coats.
- Aluminum legs are offered standard in silver anodizing but mirror polish and all Nienkämper anodizing colors are offered by request at time of order.
- The support rail beneath the Cern table or desk is finished in silver anodized aluminum (AL-01) with polished aluminum corners.
- A SIMPLE Forum can be integrated into the rail to meet power, data, or AV requirements.
- A maximum capacity of two cables (one for power cord, one for data cord) can exit through one leg.
- A clearance channel 1/2" x 1/2" runs down length of leg for cables.
- An upcharge of \$600.00 list per leg is to be added if cable management is required through the leg.
- For tables with two or more SIMPLE Forums, a cable conduit is required.



Vox® SIMPLE Forum & wire management

## Cable Capacity



Desk with Vox® SIMPLE Forum & Vuelo high back chair

# TERMS AND CONDITIONS OF SALE

---

## PRICES

All prices are list prices, freight included, blanket-wrapped, dock delivered, from the manufacturing source to any location in the contiguous United States.

Brokerage is paid by Nienkämper for product shipped to the United States.

Due to existing conditions in regard to cost of labor and materials, we reserve the right to change prices without notice.

## TERMS

Net 30 days from date of invoice to accredited buyers. Two per cent (2%) interest charged monthly on overdue accounts. Deposit of 50% is required with order. Terms will be established upon credit evaluation. Due to delays in processing references, first orders may be treated as C.B.D. orders.

## ORDER CONFIRMATION

Orders are accepted upon issuance of our order confirmation and are subject to the terms set forth therein; notwithstanding any variance from the terms of the buyer's order form.

Nienkämper is not liable for any delay or failure to deliver caused by labor or transportation difficulties, accidents, acts of God, failure of sources of supply, or other causes beyond our control, and changes will affect the delivery date.

## CHANGE OF ORDERS OR CANCELLATIONS

Changes or cancellations are subject to our ability to conform. A charge will be levied against cancelled or changed orders based on costs already incurred by Nienkämper. All changes must be in writing and submitted on a revised purchase order. Changes will affect the delivery date.

## STORAGE

If goods cannot be accepted when ready, we may transfer them to storage (which is to be deemed as delivery for invoice purposes). The customer accepts risks and will be charged at prevailing rates.

## FREIGHT

Prices include freight charges, blanket-wrapped, dock delivered, from the manufacturing source to any location in the contiguous United States. Packing and/or crating are available, if required, upcharges apply.

## CLAIMS

All furniture is given to the carrier and signed for in good condition. It is the responsibility of the receiver to sign for the goods in the presence of the carrier and note the condition in which they are received. Freight claims should be filed with the carrier.

## WARRANTY

There are no express or implied warranties, conditions and obligations of the manufacturer, whether statutory or otherwise that extend beyond the description on the face hereof. Our furniture is made to the highest standard and is warranted free from defects of material and workmanship for five years from the date of delivery. During the warranty period we will repair or replace such merchandise as shall prove to be defective, during normal usage in accordance with manufacturer's specifications. The manufacturer shall not be liable for defect wholly attributable to normal manufacturing process. Replacement or repair of the Product shall be the sole remedy of the Customer, and the manufacturer shall not be liable for any direct, indirect, incidental, or consequential loss or damage suffered by the Customer by reason of any defect in workmanship or manufacture of the Product or inability to use the Product. Moreover, this warranty does not cover accidental damage, abuse, alteration, ordinary wear and tear of Goods, negligence and misuse nor variations over which we have no control such as heat or humidity or damage to which the Goods are connected that is not attributable to the failure of the goods themselves. This warranty is null and void when the product is installed with hardware other than that supplied and/or when installed differently than recommended in the installation guide. Modification to the product or hardware may result in failure of the product and cause damage and/or injury.

## WOOD FINISHES

Nienkämper offers a wide variety of standard light finishes on cherry, mahogany and figured anagré wood veneers, and a clear natural finish on figured anagré, figured sycamore, maple, bird's eye maple and curly maple.

Light finishes do not mask the grain and other characteristics of each wood species. It is important to understand that pieces of the same type of wood will not look identical when a light finish is used. The appearance of the finish will also depend on the natural color of the veneer. Cherry darkens over time as the wood ages. Pin knots and gum pockets are inherent traits.

Wood is a naturally variable raw material; its variances are not within the furniture manufacturer's control and are therefore not considered defects under this warranty.