

nienkämpfer

CONFERENCE TABLES

CERN COLLECTION



2026

Prices include freight charges, blanket wrapped, dock delivered, from the manufacturing source to any location in the contiguous United States. Packing and/or crating are available, if required, upcharges apply.

veneers

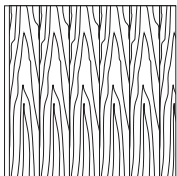
All wood surfaces are protected with a durable polyurethane clear lacquer with UV inhibitor. This finish is known for its exceptional durability, as well as abrasion, chemical, impact and scratch resistance. Standard sheen level is 45 degrees. Optional matte, 5, 10 and 35 degree sheen levels are available on request at no additional cost.

Wood Species	Order Code	Veneer/Stain	Upcharge
Maple	F-01	Natural Maple	No upcharge applies.
	F-02	Natural Curly Maple - Rotary Cut	Add 15%.
	F-03	Natural Bird's Eye Maple - Rotary Cut	Call Customer Service for pricing.
	F-04	Maple Stained Pear	No upcharge applies.
Cherry	F-05	Natural Cherry	No upcharge applies.
	F-06	Standard Cherry	No upcharge applies.
	F-07	Cherry Stained Amber	No upcharge applies.
	F-08	Cherry Stained Auburn	No upcharge applies.
	F-09	Cherry Stained Burgundy	No upcharge applies.
Mahogany	F-10	Light Mahogany	No upcharge applies.
	F-11	Medium Mahogany	No upcharge applies.
	F-12	Dark Mahogany	No upcharge applies.
	F-13	Red Mahogany	No upcharge applies.
Anagre	F-14	Natural Figured Anagre - Qtr. Cut Book-Match	Add 15%.
	F-15	Figured Anagre Stained Amber - Qtr. Cut Book-Match	Add 15%.
Sycamore	F-16	Natural Figured Sycamore - Qtr. Cut Book-Match	Add 15%.
Walnut	F-17	Burnt Walnut	No upcharge applies.
	F-19	Natural Walnut- Flat Cut Book-Match	No upcharge applies.
	F-19FM	Natural Walnut- Flat Cut Book-Match (matte sheen)	No upcharge applies.
	F-27F	Creamy Walnut- Flat Cut Book-Match (10° sheen)	No upcharge applies.
	F-27R	Creamy Walnut - Rift Cut Slip-Match (10° sheen)	Add 5%
	F-28	Tawny Walnut	No upcharge applies.
	F-31FM	Autumn Walnut- Flat Cut Book-Match (matte sheen)	No upcharge applies.
	F-31RM	Autumn Walnut - Rift Cut Slip-Match (matte sheen)	Add 5%
Oak	F-18F	Natural White Oak - Flat Cut Book-Match (10° sheen)	No upcharge applies.
	F-18R	Natural White Oak - Rift Cut Slip-Match (10° sheen)	Add 5%
	F-26	Charcoal Ash On Oak- Flat Cut Book- Match (10° sheen)	No upcharge applies.
	F-29F	Smoky Oak - Flat Cut Book-Match	No upcharge applies.
	F-29R	Smoky Oak - Rift Cut Slip-Match	Add 5%
	F-29FM	Smoky Oak - Flat Cut Book-Match (matte sheen)	No upcharge applies.
	F-29RM	Smoky Oak - Rift Cut Slip-Match (matte sheen)	Add 5%
	F-30FM	Whisper White Oak - Flat Cut Book-Match (matte sheen)	No upcharge applies.
	F-30RM	Whisper White Oak - Rift Cut Slip-Match (matte sheen)	Add 5%
	F-32FM	Cotton White Oak - Flat Cut Book-Match (matte sheen)	No upcharge applies.
F-32RM	Cotton White Oak - Rift Cut Slip-Match (matte sheen)	Add 5%	
Sapele – Ribbon Stripe	F-20	Natural Ribbon Strip Sapele - Qtr. Cut Slip-Match	No upcharge applies.
Moabi (Cherry substitute)	F-21	Natural Moabi - Quarter - Qtr. Cut Book-Match	No upcharge applies.
Cape Coast Walnut	F-22	Dark Cape Coast Walnut - Qtr. Cut Slip-Match	No upcharge applies.
	F-23	Natural Cape Coast Walnut - Qtr. Cut Slip-Match	No upcharge applies.
	F-23	Natural Cape Coast Walnut - Qtr. Cut Slip-Match	No upcharge applies.
Ash	F-25	Slate Gray Ash - Qtr. Cut Slip-Match	No upcharge applies.

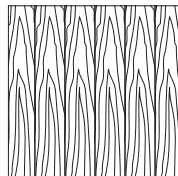
veneER GRAIN OPTIONS

Nienkämper products utilize the best quality veneers available, and, combined with Nienkämper's patented veneering systems, create work environments of incredible quality and beauty.


All veneer furniture comes standard with flat cut book-match veneer; flat cut slip-match veneer can also be specified. Quarter cut slip-match and quarter cut book-match veneers are available at a 5% upcharge. Figured Anagre and Figured Sycamore veneers are Quarter cut book-matched. Bird's Eye Maple and Curly Maple are rotary cut. Facet Edge, Taper edge, Flowform, Camber and Self edge tops with veneer are manufactured with a solid wood edge. All edges are then veneer wrapped to create a seamless profile top.




Standard V1
Flat Cut Book-Match



Flat Cut Slip-Match V2



Quarter Cut Slip-Match V3
Add 5%



Quarter Cut Book-Match V4
Add 5%

P-LAM

Wood grain plastic laminate surfaces are available on table tops with Facet, Taper and Self edges.

These tops are manufactured with a solid wood edge that is applied prior to the laminate top surface. This method conceals the thickness of the wood edge, while providing the durability required. Wood edges are selected that most closely resemble both the species and the color of the laminate chosen

Nienkämper has pre-selected a number of standard wood grain plastic laminates that represent a cross section of both color and species. Simply include the order code with the model number to make these selections. Alternatively wood grain plastic laminates selected outside of Nienkämper's standard selection can be made by specifying the manufacturer as well as the description and model number of the laminate at the time of order.

Wood Grain Plastic Laminate Surfaces	Order Code	Manufacturer #	Finish
Hardrock Maple	WL2	Pionite WM791-SD	Textured/Suede
Monticello Maple	WL5	Wilsonart 7925-38	Fine Velvet Texture
Fusion Maple	WL13	Wilsonart 7909-60	Matte
New Age Oak	WL14	Wilsonart 7938-38	Fine Velvet Texture
Wild Cherry	WL18	Wilsonart 7054-60	Matte
River Cherry	WL19	Wilsonart 7937-38	Fine Velvet Texture
Montana Walnut	WL20	Wilsonart 7110T-78	Fine Grain
Skyline Walnut	WL26	Wilsonart 7964K-12	Soft Grain
Continental Walnut	WL-29	Wilsonart 8232K-05	Timbergrain
Neo Walnut	WL-30	Wilsonart 7991-38	Fine Velvet Texture
Walnut Heights	WL-31	Wilsonart 7965K-12	Soft Grain
Grayed Oak	WL-32	Formica 5791-PG	Pure Grain Texture
Millennium Oak	WL-33	Formica 5887-58	Matte
Aged Ash	WL-34	Formica 8844-WR	Woodbrush
Lowell Ash	WL-35	Wilsonart 7994-38	Fine Velvet Texture
Natural Ash	WL-36	Formica 8843-WR	Woodbrush
Norwegian Ash	WL-37	Wilsonart 8241-38	Fine Velvet Texture
Weathered Ash	WL-38	Formica 8842-WR	Woodbrush
Smoky Brown Pear	WL-39	Formica 5488-26	Oiled Wood
Studio Teak	WL-40	Wilsonart 7960K-18	Linearity
Fawn Cypress	WL-41	Wilsonart 8208K-16	Casual Rustic
Landmark Wood	WL-42	Wilsonart 7981K-12	Soft Grain
Natural Cerise	WL-43	Formica 8863-58	Matte
Natural Recon	WL-44	Wilsonart 7996-38	Fine Velvet Texture
Pecan Woodline	WL-45	Formica 5883-58	Matte

To specify the wood grain laminate required simply add the Order Code WL_ to the model number of the product.

Samples and specific technical data is available from your local sales representative or by contacting Nienkämper's Customer Service department at **800.668.9318**.

P-LAM

COLORED P-LAM

Both Taper and Self edge profiles are available with a colored laminate top.

Laminate edging on Taper tops. Edging will match the top surface and is applied before the surface laminate. By applying the laminate in this way, the seam is positioned horizontally, which makes it much less conspicuous and more durable.

Wood edging on Self and Taper Edge tops are applied before the laminate. By applying the wood edge in this way, the wood edge thickness is concealed, while providing the durability required. Wood species and finishes for edging can be selected from page 8.

For laminates specified outside of Nienkämper's standard selection, specify the manufacturer as well as the description and model number of the laminate selected at the time of order. For Facet edge tops, the laminate must be a post-forming grade.


Translucent edging on Self and Taper edge tops is applied after the surface laminate. The translucent edge is very durable. Clear translucent edge provides a good match with most white-colored laminates, while a silver translucent edge provides a metallic look and contrast to colored plastic laminates.




P-Lam top & Self edge



P-Lam top & Translucent Self edge



Wood Grain P-Lam top & silver Translucent Self edge



P-Lam top & solid wood Facet edge

*An unavoidable, thin dark line will be visible when specifying a matching p.lam edge. This is more pronounced with light colored laminates

Colored Plastic Laminates Surface	Order Code	Manufacturer #	Finish
Gray (Nienkämper - Light Gray/Putty)	CL-01	Wilsonart 1500-60	Matte
Platinum Gray (Nienkämper - Medium Gray/Clay)	CL-02	Nevamar S6023T	Textured
Slate Grey (Nienkämper - Dark Gray)	CL-03	Wilsonart D91-60	Matte
Black	CL-04	Wilsonart 1595-60	Matte
Angel White	CL-05	Pionite SW-826SD	Textured/ Suede
Frosty White	CL-06	Wilsonart 1573-60	Matte
White (for writable surface)	Contact customer service for details 800.668.9318		Gloss

Add the order code behind the edge profile when specifying.

P-LAM

FINGERPRINT RESISTANT P-LAM

Fingerprint Resistant Plastic Laminate is an innovative material created for interior design applications and is suitable for both vertical and horizontal interior applications on our Nienkämper furniture.

The external surface of Fingerprint Resistant Plastic Laminate involves the use of nanotechnology made possible by next generation acrylic resins.

The unique composition offers extraordinary features coupled with a unique user experience. These include an ultra matte surface (eliminating glare), an ultra sofa feel, an anti-fingerprint surface, thermal healing of micro-scratches, increased durability as well as anti-bacterial and mold-resistant properties.

Edgeband matching all Fingerprint Resistant Plastic Laminate colors is only available when specifying a Taper edge. For Self edge tops 1" and 1 1/4" thick, matching edgeband are only available in Black (RL-01) and White (RL-03). When a matching edgeband is not available, the specified surface laminate is used on the edge. **Contact Customer Service for more details 800.668-9318.**

There is a 20% upcharge on our standard plastic laminate table pricing for Fingerprint Resistant Plastic Laminate.

Colored "Fingerprint Resistant" Plastic Laminate Surface	Order Code	Finish
Black	RL-01	Matte
Gray	RL-02	Matte
White	RL-03	Matte
Sand	RL-04	Matte
Brown	RL-05	Matte
Clay	RL-06	Matte
Beige	RL-07	Matte
Ash	RL-08	Matte
Smoke	RL-09	Matte

Edgeband to Match with Colored "Fingerprint Resistant" Plastic Laminate	Thickness	Order Code
Black	3/4", 1", 1-1/4"	RE-01
Gray	3/4"	RE-02
White	3/4", 1", 1-1/4"	RE-03
Sand	3/4"	RE-04
Brown	3/4"	RE-05
Clay	3/4"	RE-06
Beige	3/4"	RE-07
Ash	3/4"	RE-08
Smoke	3/4"	RE-09

POWDER COAT FINISHES

Powder coat paint is a premium finish used for its exceptional durability and refined appearance. Applied as a dry powder and cured under heat, it forms a tough, uniform surface that resists chipping, scratching, and fading—ideal for commercial environments. Nienkämper offers a curated palette of 18 color variations to suit any project.



PC-01 Nienkämper Silver




PC-02 Champagne




PC-03 Light Bronze



PC-04 Standard (Dark) Bronze




PC-06 Black Jack



PC-07 Warm White



PC-09 Red




PC-12 Cool White



PC-14 Pure Orange




PC-16 Lime



PC-17 Sky Blue




PC-18 Cobalt Blue




PC-22 Charcoal Gray (Matte)




PC-24 Matte Red Clay




PC-25 Cream



PC-26 Mulberry (Matte)



PC-27 Forest Green (Matte)

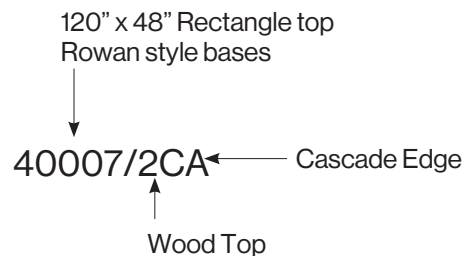


PC-28 Mustard (Matte)

EDGE DETAILS - CONFERENCE TABLES

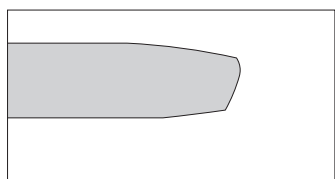
Conference tables with tops that are 1¼" thick offer eight edge profiles to choose from. To specify an edge profile, add the corresponding code after the table model number:

- Facet Edge: add "FC"
- Taper Edge: add "TE"
- Flowform Edge: add "FF"
- Reverse Bevel Edge: add "RB"
- Camber Edge: add "CE"
- Self Edge: add "SE"
- Self Edge with Exposed Plywood: add "SE-P"
- Cascade Edge: add "CA"

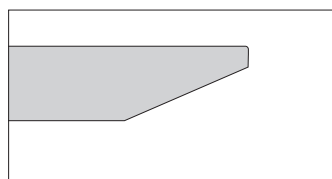


EXAMPLE

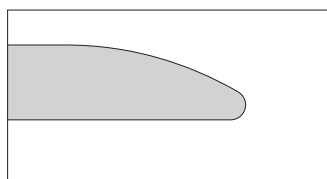
- Flowform edge, Camber edge, Cascade edge, and Exposed Plywood Self edge require a 5% upcharge.
- Flowform, Camber, and Cascade edges are veneer-wrapped and are not available with plastic laminate.
- Rectangle, Boat, and Vista tops specified with a Flowform, Camber or Cascade edge have the profile on the two long sides only, with Self edges on the two ends.
- The Cascade edge is not compatible with table shapes that have "Soft" Radius corners, Super Ellipse or Racetrack shapes.
- Facet edge is not compatible with table shapes that have radius "Soft" Radius corners.
- Camber edge requires a minimum 8" radius corner for "Soft" Rectangle, Boat, Square, and Vista top shapes.



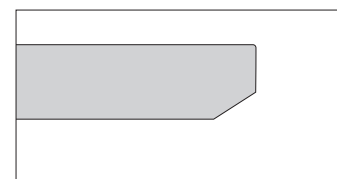
Facet Edge "FC"




Taper Edge "TE"




Flowform Edge "FF"




Reverse Bevel Edge "RB"



Facet Edge - specify "FC"



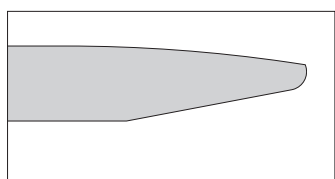
Taper Edge - specify "TE"



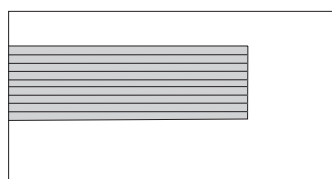
Flowform Edge - specify "FF"



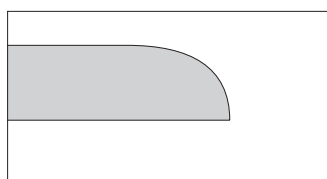
Reverse Bevel Edge - specify "RB"




Camber Edge "CE"




Self Edge "SE" / Self Edge with Exposed Plywood Core "SE-P"



Cascade Edge "CA"



Camber Edge - specify "CE"



Self "SE" / Self with Exposed Plywood Core "SE-P"



Cascade Edge - specify "CA"

CERN TABLE

SQUARE WITH SOFT (3" RADIUS) CORNERS

Design - fig40

Specify edge type: add the two letter code after the model number

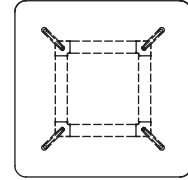



Table Heights:
29"H (Glass); 29 3/4"H (Veneer / Laminate)


L"	X	D"	Top Finish	Top Sections	ALUMINUM LEGS		WOOD LEGS	
					Model Number	List Price	Model Number	List Price
30	30	Glass	1	39279	5,225	39275	6,545	
30	30	Veneer	1	39279/2	5,420	39275/2	6,750	
30	30	Laminate	1	39279/5	4,995	39275/5	6,315	
48	48	Glass	1	39280	7,220	39276	8,545	
48	48	Veneer	1	39280/2	6,850	39276/2	8,160	
48	48	Laminate	1	39280/5	5,930	39276/5	7,240	
54	54	Glass	1	39281	8,065	39277	9,375	
54	54	Veneer	1	39281/2	6,600	39277/2	8,790	
54	54	Laminate	1	39281/5	6,325	39277/5	7,640	
60	60	Glass	1	39282	8,970	39278	10,290	
60	60	Veneer	1	39282/2	8,125	39278/2	9,445	
60	60	Laminate	1	39282/5	6,760	39278/5	8,080	

Note: Glass top is not available for the following models.

72	72	Veneer	2	39286/2	9,510	39283/2	10,815
72	72	Laminate	2	39286/5	7,625	39283/5	8,945
84	84	Veneer	2	39287/2	11,210	39284/2	12,525
84	84	Laminate	2	39287/5	8,630	39284/5	9,950
96	96	Veneer	2	39288/2	13,155	39285/2	14,470
96	96	Laminate	2	39288/5	9,630	39285/5	10,945

Standard Features:

- Tops: 1/2" thick low iron, clear tempered glass or 1/4" thick MDf with veneer or plastic laminate surface.
- Only single section tops are offered in 1/2" thick tempered glass.
- Legs are available in two materials, solid wood and extruded aluminum.
- Wood legs are offered in two species- walnut and maple and can be finished with all Nienkämper stains and top coats.
- Aluminum legs are offered standard in silver anodizing but mirror polish and all Nienkämper anodizing colors are offered by request at time of order.
- The support rail beneath the Cern table or desk is finished in silver anodized aluminum (AL-01) with polished aluminum corners.
- A SIMPLE Forum can be integrated into the rail to meet power, data, or AV requirements.
- A maximum capacity of two cables (one for power cord, one for data cord) can exit through one leg.
- A clearance channel 1/2" x 1/2" runs down length of leg for cables.
- An upcharge of \$630 list per leg is to be added if cable management is required through the leg.
- For tables with two or more SIMPLE Forums, a cable conduit is required.



Cern table with Vuelo low back chairs

CERN TABLE

ROUND

Design - fig40

Specify edge type: add the two letter code after the model number



Taper Edge (TE)



Self Edge (SE)



Camber Edge "CE"
Corner must be 8" Rad.
5% upcharge
laminates not available



Self Edge (SE) Glass
1/2" thick- tempered

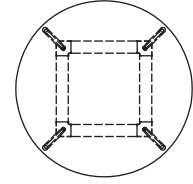


Table Heights:

29"H (Glass); 29 3/4"H (Veneer / Laminate)

L"	ALUMINUM LEGS			WOOD LEGS		
	Top Finish	Top Sections	Model Number	List Price	Model Number	List Price
30 dia.	Glass	1	39293	5,420	39289	6,750
30 dia.	Veneer	1	39293/2	5,530	39289/2	6,855
30 dia.	Laminate	1	39293/5	5,050	39289/5	6,360
48 dia.	Glass	1	39294	7,165	39290	8,480
48 dia.	Veneer	1	39294/2	6,975	39290/2	8,295
48 dia.	Laminate	1	39294/5	5,920	39290/5	7,230
54 dia.	Glass	1	39295	8,065	39291	9,375
54 dia.	Veneer	1	39295/2	7,575	39291/2	8,870
54 dia.	Laminate	1	39295/5	6,230	39291/5	7,570
60 dia.	Glass	1	39296	9,065	39292	10,380
60 dia.	Veneer	1	39296/2	8,310	39292/2	9,630
60 dia.	Laminate	1	39296/5	6,730	39292/5	8,050

Note: Glass top is not available for the following models.

72 dia.	Veneer	2	39300/2	9,605	39297/2	10,935
72 dia.	Laminate	2	39300/5	7,450	39297/5	8,775
84 dia.	Veneer	2	39301/2	11,430	39298/2	12,755
84 dia.	Laminate	2	39301/5	8,455	39298/5	9,785
96 dia.	Veneer	2	39302/2	13,400	39299/2	14,720
96 dia.	Laminate	2	39302/5	9,335	39299/5	10,665

Standard Features:

- Tops: 1/2" thick low iron, clear tempered glass or 1/4" thick MDf with veneer or plastic laminate surface.
- Only single section tops are offered in 1/2" thick tempered glass.
- Legs are available in two materials, solid wood and extruded aluminum.
- Wood legs are offered in two species- walnut and maple and can be finished with all Nienkämper stains and top coats.
- Aluminum legs are offered standard in silver anodizing but mirror polish and all Nienkämper anodizing colors are offered by request at time of order.
- The support rail beneath the Cern table or desk is finished in silver anodized aluminum (AL-01) with polished aluminum corners.
- A SIMPLE Forum can be integrated into the rail to meet power, data, or AV requirements.
- A maximum capacity of two cables (one for power cord, one for data cord) can exit through one leg.
- A clearance channel 1/2" x 1/2" runs down length of leg for cables.
- An upcharge of \$630 list per leg is to be added if cable management is required through the leg.
- For tables with two or more SIMPLE Forums, a cable conduit is required.



Cern table with Vuelo low back chairs

CERN TABLE

RECTANGLE WITH SOFT (3" RADIUS) CORNERS

Design - fig40

Specify edge type: add the two letter code after the model number





Table Heights:

29"H (Glass); 29 3/4"H (Veneer / Laminate)

L"	X	D"	Top Finish	Top Sections	ALUMINUM LEGS		WOOD LEGS	
					Model Number	List Price	Model Number	List Price
84	42	42	Glass	1	39256	8,970	39251	10,290
84	42	42	Veneer	1	39256/2	7,990	39251/2	9,315
84	42	42	Laminate	1	39256/5	6,770	39251/5	8,095
96	42	42	Glass	1	39257	9,675	39252	10,995
96	42	42	Veneer	1	39257/2	8,390	39252/2	9,720
96	42	42	Laminate	1	39257/5	7,055	39252/5	8,380
96	48	48	Glass	1	39258	10,395	39253	11,725
96	48	48	Veneer	1	39258/2	8,775	39253/2	10,095
96	48	48	Laminate	1	39258/5	7,400	39253/5	8,710
108	42	42	Glass	1	39259	10,380	39254	11,710
108	42	42	Veneer	2	39259/2	8,925	39254/2	10,250
108	42	42	Laminate	2	39259/5	7,370	39254/5	8,675
108	48	48	Glass	1	39260	11,185	39255	12,510
108	48	48	Veneer	2	39260/2	9,515	39255/2	10,825
108	48	48	Laminate	2	39260/5	7,830	39255/5	9,135

Note: Glass top is not available for the following models.

120	42	42	Veneer	2	39268/2	9,415	39261/2	10,735
120	42	42	Laminate	2	39268/5	7,805	39261/5	9,105
120	48	48	Veneer	2	39269/2	10,090	39262/2	11,410
120	48	48	Laminate	2	39269/5	8,160	39262/5	9,485
120	54	54	Veneer	2	39270/2	10,720	39263/2	12,030
120	54	54	Laminate	2	39270/5	8,545	39263/5	9,865
132	42	42	Veneer	2	39271/2	10,000	39264/2	11,320
132	42	42	Laminate	2	39271/5	8,175	39264/5	9,510
132	48	48	Veneer	2	39272/2	10,625	39265/2	11,950
132	48	48	Laminate	2	39272/5	8,555	39265/5	9,880
132	54	54	Veneer	2	39273/2	11,340	39266/2	12,665
132	54	54	Laminate	2	39273/5	8,905	39266/5	10,235
132	60	60	Veneer	2	39274/2	12,000	39267/2	13,315
132	60	60	Laminate	2	39274/5	9,430	39267/5	10,750

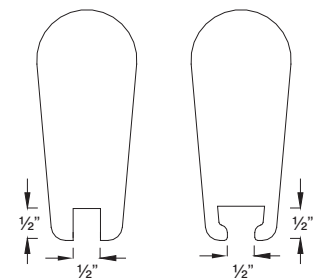
Standard Features:

- Tops: 1/2" thick low iron, clear tempered glass or 1/4" thick MDf with veneer or plastic laminate surface.
- Only single section tops are offered in 1/2" thick tempered glass.
- Legs are available in two materials, solid wood and extruded aluminum.
- Wood legs are offered in two species- walnut and maple and can be finished with all Nienkämper stains and top coats.
- Aluminum legs are offered standard in silver anodizing but mirror polish and all Nienkämper anodizing colors are offered by request at time of order.
- The support rail beneath the Cern table or desk is finished in silver anodized aluminum (AL-01) with polished aluminum corners.
- A SIMPLE Forum can be integrated into the rail to meet power, data, or AV requirements.
- A maximum capacity of two cables (one for power cord, one for data cord) can exit through one leg.
- A clearance channel 1/2" x 1/2" runs down length of leg for cables.
- An upcharge of \$630 list per leg is to be added if cable management is required through the leg.
- For tables with two or more SIMPLE Forums, a cable conduit is required.



Table with SIMPLE Forum & wire management through the leg

Cable Capacity



Wood Leg

Aluminum Leg

CERN DESK RECTANGULAR WITH SOFT (3"RADIUS) CORNERS

Design - fig40

Specify edge type: add the two letter code after the model number


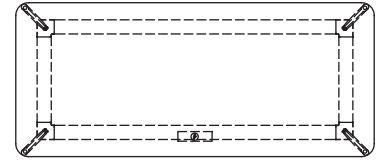


Table Heights:
29"H (Glass); 29 3/4"H (Veneer / Laminate)

L"	X	D"	Top Finish	Top Sections	ALUMINUM LEGS		WOOD LEGS	
					Model Number	List Price	Model Number	List Price
48	24		Glass	1	39323	5,660	39311	6,985
48	24		Veneer	1	39323/2	5,615	39311/2	6,930
48	24		Laminate	1	39323/5	5,200	39311/5	6,525
60	24		Glass	1	39324	6,120	39312	7,440
60	24		Veneer	1	39324/2	5,935	39312/2	7,245
60	24		Laminate	1	39324/5	5,420	39312/5	6,750
60	30		Glass	1	39325	6,590	39313	7,910
60	30		Veneer	1	39325/2	6,270	39313/2	7,600
60	30		Laminate	1	39325/5	5,620	39313/5	6,945
60	36		Glass	1	39326	7,080	39314	8,390
60	36		Veneer	1	39326/2	6,655	39314/2	7,965
60	36		Laminate	1	39326/5	5,815	39314/5	7,150
72	24		Glass	1	39327	6,570	39315	7,895
72	24		Veneer	1	39327/2	6,330	39315/2	7,645
72	24		Laminate	1	39327/5	5,680	39315/5	6,995
72	30		Glass	1	39328	7,140	39316	8,450
72	30		Veneer	1	39328/2	6,755	39316/2	8,075
72	30		Laminate	1	39328/5	5,910	39316/5	7,225
72	36		Glass	1	39329	7,690	39317	9,015
72	36		Veneer	1	39329/2	7,135	39317/2	8,445
72	36		Laminate	1	39329/5	6,125	39317/5	7,445
84	30		Glass	1	39330	7,680	39318	9,000
84	30		Veneer	1	39330/2	7,150	39318/2	8,455
84	30		Laminate	1	39330/5	6,150	39318/5	7,465
84	36		Glass	1	39331	8,325	39319	9,645
84	36		Veneer	1	39331/2	7,445	39319/2	8,770
84	36		Laminate	1	39331/5	6,420	39319/5	7,720
96	30		Glass	1	39332	8,210	39320	9,535
96	30		Veneer	1	39332/2	7,605	39320/2	8,935
96	30		Laminate	1	39332/5	6,470	39320/5	7,805
96	36		Glass	1	39333	8,950	39321	10,270
96	36		Veneer	1	39333/2	7,910	39321/2	9,235
96	36		Laminate	1	39333/5	6,745	39321/5	8,065
108	36		Glass	1	39334	9,565	39322	10,885
108	36		Veneer	2	39334/2	8,315	39322/2	9,635
108	36		Laminate	2	39334/5	7,015	39322/5	8,340



Standard Features:

- Tops: 1/2" thick low iron, clear tempered glass or 1/4" thick MDF with veneer or plastic laminate surface.
- Only single section tops are offered in 1/2" thick tempered glass.
- Legs are available in two materials, solid wood and extruded aluminum.
- Wood legs are offered in two species- walnut and maple and can be finished with all Nienkämper stains and top coats.
- Aluminum legs are offered standard in silver anodizing but mirror polish and all Nienkämper anodizing colors are offered by request at time of order.
- The support rail beneath the Cern table or desk is finished in silver anodized aluminum (AL-01) with polished aluminum corners.
- A SIMPLE Forum can be integrated into the rail to meet power, data, or AV requirements.
- A maximum capacity of two cables (one for power cord, one for data cord) can exit through one leg.
- A clearance channel 1/2" x 1/2" runs down length of leg for cables.
- An upcharge of \$630 list per leg is to be added if cable management is required through the leg.
- For tables with two or more SIMPLE Forums, a cable conduit is required.

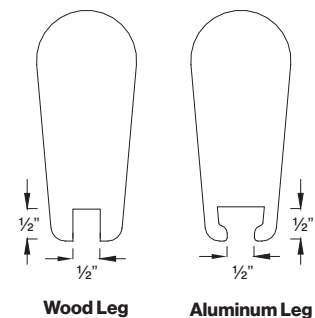


Vox® SIMPLE Forum & wire management



Desk with Vox® SIMPLE Forum & Vuelo high back chair

Cable Capacity



CERN DESK

RECTANGULAR WITH SOFT (3"RADIUS) CORNERS & PARTIAL MODESTY

Design - fig40

Specify edge type: add the two letter code after the model number


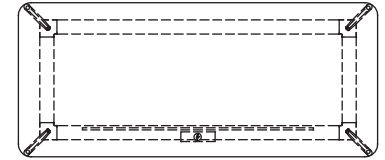


Table Heights:

29"H (Glass); 29 3/4"H (Veneer / Laminate)



				ALUMINUM LEGS		WOOD LEGS		
L"	X	D"	Top Finish	Top Sections	Model Number	List Price	Model Number	List Price
Modesty Panel 24"L								
48	24		Glass	1	39353	6,385	39341	7,700
48	24		Veneer	1	39353/2	6,340	39341/2	7,655
48	24		Laminate	1	39353/5	5,925	39341/5	7,235
Modesty Panel 36"L								
60	24		Glass	1	39354	6,850	39342	8,160
60	24		Veneer	1	39354/2	6,665	39342/2	7,975
60	24		Laminate	1	39354/5	6,150	39342/5	7,465
60	30		Glass	1	39355	7,340	39343	8,640
60	30		Veneer	1	39355/2	6,995	39343/2	8,320
60	30		Laminate	1	39355/5	6,345	39343/5	7,660
60	36		Glass	1	39356	7,815	39344	9,115
60	36		Veneer	1	39356/2	7,385	39344/2	8,700
60	36		Laminate	1	39356/5	6,545	39344/5	7,865
Modesty Panel 48"L								
72	24		Glass	1	39357	7,660	39345	8,990
72	24		Veneer	1	39357/2	7,415	39345/2	8,740
72	24		Laminate	1	39357/5	6,765	39345/5	8,085
72	30		Glass	1	39358	8,220	39346	9,545
72	30		Veneer	1	39358/2	7,845	39346/2	9,165
72	30		Laminate	1	39358/5	6,995	39346/5	8,320
72	36		Glass	1	39359	8,785	39347	10,100
72	36		Veneer	1	39359/2	8,210	39347/2	9,535
72	36		Laminate	1	39359/5	7,215	39347/5	8,540
Modesty Panel 54"L								
84	30		Glass	1	39360	8,770	39348	10,090
84	30		Veneer	1	39360/2	8,225	39348/2	9,550
84	30		Laminate	1	39360/5	7,230	39348/5	8,555
84	36		Glass	1	39361	9,415	39349	10,735
84	36		Veneer	1	39361/2	8,540	39349/2	9,855
84	36		Laminate	1	39361/5	7,490	39349/5	8,820
Modesty Panel 66"L								
96	30		Glass	1	39362	9,670	39350	10,990
96	30		Veneer	1	39362/2	9,070	39350/2	10,385
96	30		Laminate	1	39362/5	7,910	39350/5	9,235
96	36		Glass	1	39363	10,395	39351	11,725
96	36		Veneer	1	39363/2	9,360	39351/2	10,690
96	36		Laminate	1	39363/5	8,180	39351/5	9,515
Modesty Panel 78"L								
108	36		Glass	1	39364	11,015	39352	12,335
108	36		Veneer	1	39364/2	9,765	39352/2	11,085
108	36		Laminate	1	39364/5	8,475	39352/5	9,795

Standard Features:

- Modesty panel are 1/2" thick and are available in all standard veneers and laminates.
- Modesty panels hang 11" below underside of the desk top.
- Tops: 1/2" thick low iron, clear tempered glass or 1/4" thick MDF with veneer or plastic laminate surface.
- Only single section tops are offered in 1/2" thick tempered glass.
- Legs are available in two materials, solid wood and extruded aluminum.
- Wood legs are offered in two species- walnut and maple and can be finished with all Nienkämper stains and top coats.
- Aluminum legs are offered standard in silver anodizing but mirror polish and all Nienkämper anodizing colors are offered by request at time of order.
- The support rail beneath the Cern table or desk is finished in silver anodized aluminum (AL-01) with polished aluminum corners.
- A SIMPLE Forum can be integrated into the rail to meet power, data, or AV requirements.
- A maximum capacity of two cables (one for power cord, one for data cord) can exit through one leg.
- A clearance channel 1/2" x 1/2" runs down length of leg for cables.
- An upcharge of \$630 list per leg is to be added if cable management is required through the leg.
- For tables with two or more SIMPLE Forums, a cable conduit is required.



Desk with partial modesty panel



TERMS AND CONDITIONS OF SALE

PRICES

All prices are list prices, freight included, blanket-wrapped, dock delivered, from the manufacturing source to any location in the contiguous United States.

Brokerage is paid by Nienkämper for product shipped to the United States.

Due to existing conditions in regard to cost of labor and materials, we reserve the right to change prices without notice.

TERMS

Net 30 days from date of invoice to accredited buyers. Two per cent (2%) interest charged monthly on overdue accounts. Deposit of 50% is required with order. Terms will be established upon credit evaluation. Due to delays in processing references, first orders may be treated as C.B.D. orders.

ORDER CONFIRMATION

Orders are accepted upon issuance of our order confirmation and are subject to the terms set forth therein; notwithstanding any variance from the terms of the buyer's order form.

Nienkämper is not liable for any delay or failure to deliver caused by labor or transportation difficulties, accidents, acts of God, failure of sources of supply, or other causes beyond our control, and changes will affect the delivery date.

CHANGE OF ORDERS OR CANCELLATIONS

Changes or cancellations are subject to our ability to conform. A charge will be levied against cancelled or changed orders based on costs already incurred by Nienkämper. All changes must be in writing and submitted on a revised purchase order. Changes will affect the delivery date.

STORAGE

If goods cannot be accepted when ready, we may transfer them to storage (which is to be deemed as delivery for invoice purposes). The customer accepts risks and will be charged at prevailing rates.

FREIGHT

Prices include freight charges, blanket-wrapped, dock delivered, from the manufacturing source to any location in the contiguous United States. Packing and/or crating are available, if required, upcharges apply.

CLAIMS

All furniture is given to the carrier and signed for in good condition. It is the responsibility of the receiver to sign for the goods in the presence of the carrier and note the condition in which they are received. Freight claims should be filed with the carrier.

WARRANTY

There are no express or implied warranties, conditions and obligations of the manufacturer, whether statutory or otherwise that extend beyond the description on the face hereof. Our furniture is made to the highest standard and is warranted free from defects of material and workmanship for five years from the date of delivery. During the warranty period we will repair or replace such merchandise as shall prove to be defective, during normal usage in accordance with manufacturer's specifications. The manufacturer shall not be liable for defect wholly attributable to normal manufacturing process. Replacement or repair of the Product shall be the sole remedy of the Customer, and the manufacturer shall not be liable for any direct, indirect, incidental, or consequential loss or damage suffered by the Customer by reason of any defect in workmanship or manufacture of the Product or inability to use the Product. Moreover, this warranty does not cover accidental damage, abuse, alteration, ordinary wear and tear of Goods, negligence and misuse nor variations over which we have no control such as heat or humidity or damage to which the Goods are connected that is not attributable to the failure of the goods themselves. This warranty is null and void when the product is installed with hardware other than that supplied and/or when installed differently than recommended in the installation guide. Modification to the product or hardware may result in failure of the product and cause damage and/or injury.

WOOD FINISHES

Nienkämper offers a wide variety of standard light finishes on cherry, mahogany and figured anagré wood veneers, and a clear natural finish on figured anagré, figured sycamore, maple, bird's eye maple and curly maple.

Light finishes do not mask the grain and other characteristics of each wood species. It is important to understand that pieces of the same type of wood will not look identical when a light finish is used. The appearance of the finish will also depend on the natural color of the veneer. Cherry darkens over time as the wood ages. Pin knots and gum pockets are inherent traits.

Wood is a naturally variable raw material; its variances are not within the furniture manufacturer's control and are therefore not considered defects under this warranty.