

nienkämpfer

CONFERENCE TABLES

CERN COLLECTION



2026

Prices shown are List Prices, FOB our Toronto
Factory- freight charges are extra. Packing and/
or crating is available, if required, upcharges apply.

veneers

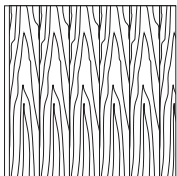
All wood surfaces are protected with a durable polyurethane clear lacquer with UV inhibitor. This finish is known for its exceptional durability, as well as abrasion, chemical, impact and scratch resistance. Standard sheen level is 45 degrees. Optional matte, 5, 10 and 35 degree sheen levels are available on request at no additional cost.

| Wood Species | Order Code | Veneer/Stain | Upcharge |
|---------------------------|--|---|------------------------------------|
| Maple | F-01 | Natural Maple | No upcharge applies. |
| | F-02 | Natural Curly Maple - Rotary Cut | Add 15%. |
| | F-03 | Natural Bird's Eye Maple - Rotary Cut | Call Customer Service for pricing. |
| | F-04 | Maple Stained Pear | No upcharge applies. |
| Cherry | F-05 | Natural Cherry | No upcharge applies. |
| | F-06 | Standard Cherry | No upcharge applies. |
| | F-07 | Cherry Stained Amber | No upcharge applies. |
| | F-08 | Cherry Stained Auburn | No upcharge applies. |
| | F-09 | Cherry Stained Burgundy | No upcharge applies. |
| Mahogany | F-10 | Light Mahogany | No upcharge applies. |
| | F-11 | Medium Mahogany | No upcharge applies. |
| | F-12 | Dark Mahogany | No upcharge applies. |
| | F-13 | Red Mahogany | No upcharge applies. |
| Anagre | F-14 | Natural Figured Anagre - Qtr. Cut Book-Match | Add 15%. |
| | F-15 | Figured Anagre Stained Amber - Qtr. Cut Book-Match | Add 15%. |
| Sycamore | F-16 | Natural Figured Sycamore - Qtr. Cut Book-Match | Add 15%. |
| Walnut | F-17 | Burnt Walnut | No upcharge applies. |
| | F-19 | Natural Walnut- Flat Cut Book-Match | No upcharge applies. |
| | F-19FM | Natural Walnut- Flat Cut Book-Match (matte sheen) | No upcharge applies. |
| | F-27F | Creamy Walnut- Flat Cut Book-Match (10° sheen) | No upcharge applies. |
| | F-27R | Creamy Walnut - Rift Cut Slip-Match (10° sheen) | Add 5% |
| | F-28 | Tawny Walnut | No upcharge applies. |
| | F-31FM | Autumn Walnut- Flat Cut Book-Match (matte sheen) | No upcharge applies. |
| | F-31RM | Autumn Walnut - Rift Cut Slip-Match (matte sheen) | Add 5% |
| Oak | F-18F | Natural White Oak - Flat Cut Book-Match (10° sheen) | No upcharge applies. |
| | F-18R | Natural White Oak - Rift Cut Slip-Match (10° sheen) | Add 5% |
| | F-26 | Charcoal Ash On Oak- Flat Cut Book- Match (10° sheen) | No upcharge applies. |
| | F-29F | Smoky Oak - Flat Cut Book-Match | No upcharge applies. |
| | F-29R | Smoky Oak - Rift Cut Slip-Match | Add 5% |
| | F-29FM | Smoky Oak - Flat Cut Book-Match (matte sheen) | No upcharge applies. |
| | F-29RM | Smoky Oak - Rift Cut Slip-Match (matte sheen) | Add 5% |
| | F-30FM | Whisper White Oak - Flat Cut Book-Match (matte sheen) | No upcharge applies. |
| | F-30RM | Whisper White Oak - Rift Cut Slip-Match (matte sheen) | Add 5% |
| | F-32FM | Cotton White Oak - Flat Cut Book-Match (matte sheen) | No upcharge applies. |
| F-32RM | Cotton White Oak - Rift Cut Slip-Match (matte sheen) | Add 5% | |
| Sapele – Ribbon Stripe | F-20 | Natural Ribbon Strip Sapele - Qtr. Cut Slip-Match | No upcharge applies. |
| Moabi (Cherry substitute) | F-21 | Natural Moabi - Quarter - Qtr. Cut Book-Match | No upcharge applies. |
| Cape Coast Walnut | F-22 | Dark Cape Coast Walnut - Qtr. Cut Slip-Match | No upcharge applies. |
| | F-23 | Natural Cape Coast Walnut - Qtr. Cut Slip-Match | No upcharge applies. |
| | F-23 | Natural Cape Coast Walnut - Qtr. Cut Slip-Match | No upcharge applies. |
| Ash | F-25 | Slate Gray Ash - Qtr. Cut Slip-Match | No upcharge applies. |

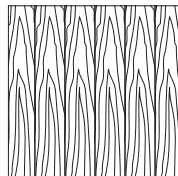
veneER GRAIN OPTIONS

Nienkämper products utilize the best quality veneers available, and, combined with Nienkämper's patented veneering systems, create work environments of incredible quality and beauty.


All veneer furniture comes standard with flat cut book-match veneer; flat cut slip-match veneer can also be specified. Quarter cut slip-match and quarter cut book-match veneers are available at a 5% upcharge. Figured Anagre and Figured Sycamore veneers are Quarter cut book-matched. Bird's Eye Maple and Curly Maple are rotary cut. Facet Edge, Taper edge, Flowform, Camber and Self edge tops with veneer are manufactured with a solid wood edge. All edges are then veneer wrapped to create a seamless profile top.




Standard V1
Flat Cut Book-Match



Flat Cut Slip-Match V2



Quarter Cut Slip-Match V3
Add 5%



Quarter Cut Book-Match V4
Add 5%

P-LAM

Wood grain plastic laminate surfaces are available on table tops with Facet, Taper and Self edges.

These tops are manufactured with a solid wood edge that is applied prior to the laminate top surface. This method conceals the thickness of the wood edge, while providing the durability required. Wood edges are selected that most closely resemble both the species and the color of the laminate chosen

Nienkämper has pre-selected a number of standard wood grain plastic laminates that represent a cross section of both color and species. Simply include the order code with the model number to make these selections. Alternatively wood grain plastic laminates selected outside of Nienkämper's standard selection can be made by specifying the manufacturer as well as the description and model number of the laminate at the time of order.

| Wood Grain Plastic Laminate Surfaces | Order Code | Manufacturer # | Finish |
|--------------------------------------|------------|--------------------|---------------------|
| Hardrock Maple | WL2 | Pionite WM791-SD | Textured/Suede |
| Monticello Maple | WL5 | Wilsonart 7925-38 | Fine Velvet Texture |
| Fusion Maple | WL13 | Wilsonart 7909-60 | Matte |
| New Age Oak | WL14 | Wilsonart 7938-38 | Fine Velvet Texture |
| Wild Cherry | WL18 | Wilsonart 7054-60 | Matte |
| River Cherry | WL19 | Wilsonart 7937-38 | Fine Velvet Texture |
| Montana Walnut | WL20 | Wilsonart 7110T-78 | Fine Grain |
| Skyline Walnut | WL26 | Wilsonart 7964K-12 | Soft Grain |
| Continental Walnut | WL-29 | Wilsonart 8232K-05 | Timbergrain |
| Neo Walnut | WL-30 | Wilsonart 7991-38 | Fine Velvet Texture |
| Walnut Heights | WL-31 | Wilsonart 7965K-12 | Soft Grain |
| Grayed Oak | WL-32 | Formica 5791-PG | Pure Grain Texture |
| Millennium Oak | WL-33 | Formica 5887-58 | Matte |
| Aged Ash | WL-34 | Formica 8844-WR | Woodbrush |
| Lowell Ash | WL-35 | Wilsonart 7994-38 | Fine Velvet Texture |
| Natural Ash | WL-36 | Formica 8843-WR | Woodbrush |
| Norwegian Ash | WL-37 | Wilsonart 8241-38 | Fine Velvet Texture |
| Weathered Ash | WL-38 | Formica 8842-WR | Woodbrush |
| Smoky Brown Pear | WL-39 | Formica 5488-26 | Oiled Wood |
| Studio Teak | WL-40 | Wilsonart 7960K-18 | Linearity |
| Fawn Cypress | WL-41 | Wilsonart 8208K-16 | Casual Rustic |
| Landmark Wood | WL-42 | Wilsonart 7981K-12 | Soft Grain |
| Natural Cerise | WL-43 | Formica 8863-58 | Matte |
| Natural Recon | WL-44 | Wilsonart 7996-38 | Fine Velvet Texture |
| Pecan Woodline | WL-45 | Formica 5883-58 | Matte |

To specify the wood grain laminate required simply add the Order Code WL_ to the model number of the product.

Samples and specific technical data is available from your local sales representative or by contacting Nienkämper's Customer Service department at **800.668.9318**.

P-LAM

COLORED P-LAM

Both Taper and Self edge profiles are available with a colored laminate top.

Laminate edging on Taper tops. Edging will match the top surface and is applied before the surface laminate. By applying the laminate in this way, the seam is positioned horizontally, which makes it much less conspicuous and more durable.

Wood edging on Self and Taper Edge tops are applied before the laminate. By applying the wood edge in this way, the wood edge thickness is concealed, while providing the durability required. Wood species and finishes for edging can be selected from page 8.

For laminates specified outside of Nienkämper's standard selection, specify the manufacturer as well as the description and model number of the laminate selected at the time of order. For Facet edge tops, the laminate must be a post-forming grade.


Translucent edging on Self and Taper edge tops is applied after the surface laminate. The translucent edge is very durable. Clear translucent edge provides a good match with most white-colored laminates, while a silver translucent edge provides a metallic look and contrast to colored plastic laminates.




P-Lam top & Self edge



P-Lam top & Translucent Self edge



Wood Grain P-Lam top & silver Translucent Self edge



P-Lam top & solid wood Facet edge

*An unavoidable, thin dark line will be visible when specifying a matching p.lam edge. This is more pronounced with light colored laminates

| Colored Plastic Laminates Surface | Order Code | Manufacturer # | Finish |
|---|---|-------------------|--------------------|
| Gray (Nienkämper - Light Gray/Putty) | CL-01 | Wilsonart 1500-60 | Matte |
| Platinum Gray (Nienkämper - Medium Gray/Clay) | CL-02 | Nevamar S6023T | Textured |
| Slate Grey (Nienkämper - Dark Gray) | CL-03 | Wilsonart D91-60 | Matte |
| Black | CL-04 | Wilsonart 1595-60 | Matte |
| Angel White | CL-05 | Pionite SW-826SD | Textured/ Suede |
| Frosty White | CL-06 | Wilsonart 1573-60 | Matte |
| White (for writable surface) | Contact customer service for details 800.668.9318 | | Gloss |

Add the order code behind the edge profile when specifying.

P-LAM

FINGERPRINT RESISTANT P-LAM

Fingerprint Resistant Plastic Laminate is an innovative material created for interior design applications and is suitable for both vertical and horizontal interior applications on our Nienkämper furniture.

The external surface of Fingerprint Resistant Plastic Laminate involves the use of nanotechnology made possible by next generation acrylic resins.

The unique composition offers extraordinary features coupled with a unique user experience. These include an ultra matte surface (eliminating glare), an ultra sofa feel, an anti-fingerprint surface, thermal healing of micro-scratches, increased durability as well as anti-bacterial and mold-resistant properties.

Edgeband matching all Fingerprint Resistant Plastic Laminate colors is only available when specifying a Taper edge. For Self edge tops 1" and 1 1/4" thick, matching edgeband are only available in Black (RL-01) and White (RL-03). When a matching edgeband is not available, the specified surface laminate is used on the edge. **Contact Customer Service for more details 800.668-9318.**

There is a 20% upcharge on our standard plastic laminate table pricing for Fingerprint Resistant Plastic Laminate.

| Colored "Fingerprint Resistant" Plastic Laminate Surface | Order Code | Finish |
|--|------------|--------|
| Black | RL-01 | Matte |
| Gray | RL-02 | Matte |
| White | RL-03 | Matte |
| Sand | RL-04 | Matte |
| Brown | RL-05 | Matte |
| Clay | RL-06 | Matte |
| Beige | RL-07 | Matte |
| Ash | RL-08 | Matte |
| Smoke | RL-09 | Matte |

| Edgeband to Match with Colored "Fingerprint Resistant" Plastic Laminate | Thickness | Order Code |
|---|------------------|------------|
| Black | 3/4", 1", 1-1/4" | RE-01 |
| Gray | 3/4" | RE-02 |
| White | 3/4", 1", 1-1/4" | RE-03 |
| Sand | 3/4" | RE-04 |
| Brown | 3/4" | RE-05 |
| Clay | 3/4" | RE-06 |
| Beige | 3/4" | RE-07 |
| Ash | 3/4" | RE-08 |
| Smoke | 3/4" | RE-09 |

POWDER COAT FINISHES

Powder coat paint is a premium finish used for its exceptional durability and refined appearance. Applied as a dry powder and cured under heat, it forms a tough, uniform surface that resists chipping, scratching, and fading—ideal for commercial environments. Nienkämper offers a curated palette of 18 color variations to suit any project.



PC-01 Nienkämper Silver




PC-02 Champagne




PC-03 Light Bronze



PC-04 Standard (Dark) Bronze




PC-06 Black Jack



PC-07 Warm White



PC-09 Red




PC-12 Cool White



PC-14 Pure Orange




PC-16 Lime



PC-17 Sky Blue




PC-18 Cobalt Blue




PC-22 Charcoal Gray (Matte)




PC-24 Matte Red Clay




PC-25 Cream



PC-26 Mulberry (Matte)



PC-27 Forest Green (Matte)

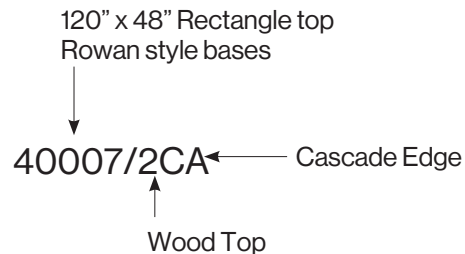


PC-28 Mustard (Matte)

EDGE DETAILS - CONFERENCE TABLES

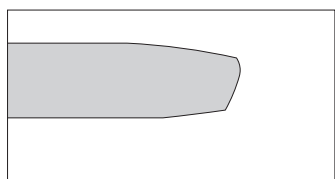
Conference tables with tops that are 1¼" thick offer eight edge profiles to choose from. To specify an edge profile, add the corresponding code after the table model number:

- Facet Edge: add "FC"
- Taper Edge: add "TE"
- Flowform Edge: add "FF"
- Reverse Bevel Edge: add "RB"
- Camber Edge: add "CE"
- Self Edge: add "SE"
- Self Edge with Exposed Plywood: add "SE-P"
- Cascade Edge: add "CA"

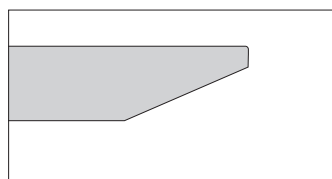


EXAMPLE

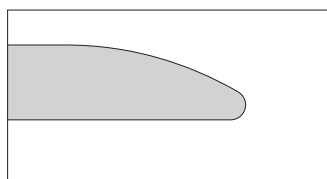
- Flowform edge, Camber edge, Cascade edge, and Exposed Plywood Self edge require a 5% upcharge.
- Flowform, Camber, and Cascade edges are veneer-wrapped and are not available with plastic laminate.
- Rectangle, Boat, and Vista tops specified with a Flowform, Camber or Cascade edge have the profile on the two long sides only, with Self edges on the two ends.
- The Cascade edge is not compatible with table shapes that have "Soft" Radius corners, Super Ellipse or Racetrack shapes.
- Facet edge is not compatible with table shapes that have radius "Soft" Radius corners.
- Camber edge requires a minimum 8" radius corner for "Soft" Rectangle, Boat, Square, and Vista top shapes.



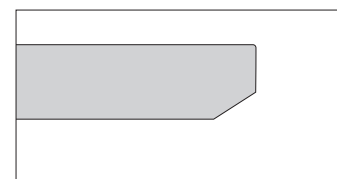
Facet Edge "FC"




Taper Edge "TE"




Flowform Edge "FF"




Reverse Bevel Edge "RB"




Facet Edge - specify "FC"



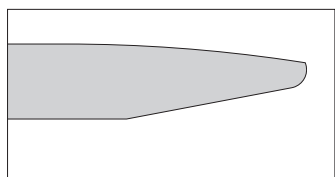
Taper Edge - specify "TE"



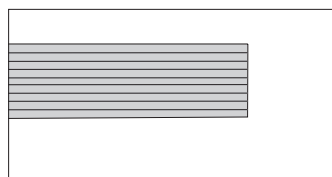
Flowform Edge - specify "FF"



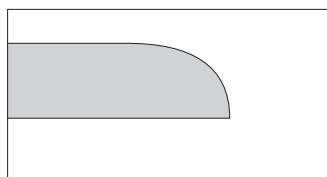
Reverse Bevel Edge - specify "RB"




Camber Edge "CE"




Self Edge "SE" / Self Edge with Exposed Plywood Core "SE-P"



Cascade Edge "CA"



Camber Edge - specify "CE"



Self "SE" / Self with Exposed Plywood Core "SE-P"



Cascade Edge - specify "CA"

CERN TABLE

SQUARE WITH SOFT (3" RADIUS) CORNERS

Design - fig40

Specify edge type: add the two letter code after the model number

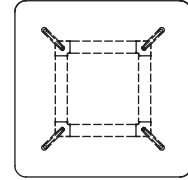



Table Heights:
29"H (Glass); 29 3/4"H (Veneer / Laminate)


| L" | X | D" | Top Finish | Top Sections | ALUMINUM LEGS | | WOOD LEGS | |
|-----------|-----------|-----------------|------------|----------------|---------------|----------------|--------------|------------|
| | | | | | Model Number | List Price | Model Number | List Price |
| 30 | 30 | Glass | 1 | 39279 | 5,225 | 39275 | 6,545 | |
| 30 | 30 | Veneer | 1 | 39279/2 | 5,420 | 39275/2 | 6,750 | |
| 30 | 30 | Laminate | 1 | 39279/5 | 4,995 | 39275/5 | 6,315 | |
| 48 | 48 | Glass | 1 | 39280 | 7,220 | 39276 | 8,545 | |
| 48 | 48 | Veneer | 1 | 39280/2 | 6,850 | 39276/2 | 8,160 | |
| 48 | 48 | Laminate | 1 | 39280/5 | 5,930 | 39276/5 | 7,240 | |
| 54 | 54 | Glass | 1 | 39281 | 8,065 | 39277 | 9,375 | |
| 54 | 54 | Veneer | 1 | 39281/2 | 6,600 | 39277/2 | 8,790 | |
| 54 | 54 | Laminate | 1 | 39281/5 | 6,325 | 39277/5 | 7,640 | |
| 60 | 60 | Glass | 1 | 39282 | 8,970 | 39278 | 10,290 | |
| 60 | 60 | Veneer | 1 | 39282/2 | 8,125 | 39278/2 | 9,445 | |
| 60 | 60 | Laminate | 1 | 39282/5 | 6,760 | 39278/5 | 8,080 | |

Note: Glass top is not available for the following models.

| | | | | | | | |
|-----------|-----------|---------------|----------|----------------|---------------|----------------|---------------|
| 72 | 72 | Veneer | 2 | 39286/2 | 9,510 | 39283/2 | 10,815 |
| 72 | 72 | Laminate | 2 | 39286/5 | 7,625 | 39283/5 | 8,945 |
| 84 | 84 | Veneer | 2 | 39287/2 | 11,210 | 39284/2 | 12,525 |
| 84 | 84 | Laminate | 2 | 39287/5 | 8,630 | 39284/5 | 9,950 |
| 96 | 96 | Veneer | 2 | 39288/2 | 13,155 | 39285/2 | 14,470 |
| 96 | 96 | Laminate | 2 | 39288/5 | 9,630 | 39285/5 | 10,945 |

Standard Features:

- Tops: 1/2" thick low iron, clear tempered glass or 1/4" thick MDf with veneer or plastic laminate surface.
- Only single section tops are offered in 1/2" thick tempered glass.
- Legs are available in two materials, solid wood and extruded aluminum.
- Wood legs are offered in two species- walnut and maple and can be finished with all Nienkämper stains and top coats.
- Aluminum legs are offered standard in silver anodizing but mirror polish and all Nienkämper anodizing colors are offered by request at time of order.
- The support rail beneath the Cern table or desk is finished in silver anodized aluminum (AL-01) with polished aluminum corners.
- A SIMPLE Forum can be integrated into the rail to meet power, data, or AV requirements.
- A maximum capacity of two cables (one for power cord, one for data cord) can exit through one leg.
- A clearance channel 1/2" x 1/2" runs down length of leg for cables.
- An upcharge of \$630 list per leg is to be added if cable management is required through the leg.
- For tables with two or more SIMPLE Forums, a cable conduit is required.



Cern table with Vuelo low back chairs

CERN TABLE

ROUND

Design - fig40

Specify edge type: add the two letter code after the model number



Taper Edge (TE)



Self Edge (SE)



Camber Edge "CE"
Corner must be 8" Rad.
5% upcharge
laminates not available



Self Edge (SE) Glass
1/2" thick- tempered

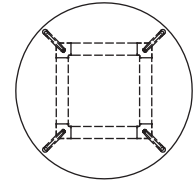


Table Heights:

29"H (Glass); 29 3/4"H (Veneer / Laminate)

| L" | ALUMINUM LEGS | | | WOOD LEGS | | |
|----------------|-----------------|--------------|----------------|--------------|----------------|--------------|
| | Top Finish | Top Sections | Model Number | List Price | Model Number | List Price |
| 30 dia. | Glass | 1 | 39293 | 5,420 | 39289 | 6,750 |
| 30 dia. | Veneer | 1 | 39293/2 | 5,530 | 39289/2 | 6,855 |
| 30 dia. | Laminate | 1 | 39293/5 | 5,050 | 39289/5 | 6,360 |
| 48 dia. | Glass | 1 | 39294 | 7,165 | 39290 | 8,480 |
| 48 dia. | Veneer | 1 | 39294/2 | 6,975 | 39290/2 | 8,295 |
| 48 dia. | Laminate | 1 | 39294/5 | 5,920 | 39290/5 | 7,230 |
| 54 dia. | Glass | 1 | 39295 | 8,065 | 39291 | 9,375 |
| 54 dia. | Veneer | 1 | 39295/2 | 7,575 | 39291/2 | 8,870 |
| 54 dia. | Laminate | 1 | 39295/5 | 6,230 | 39291/5 | 7,570 |
| 60 dia. | Glass | 1 | 39296 | 9,065 | 39292 | 10,380 |
| 60 dia. | Veneer | 1 | 39296/2 | 8,310 | 39292/2 | 9,630 |
| 60 dia. | Laminate | 1 | 39296/5 | 6,730 | 39292/5 | 8,050 |

Note: Glass top is not available for the following models.

| | | | | | | |
|----------------|---------------|----------|----------------|---------------|----------------|---------------|
| 72 dia. | Veneer | 2 | 39300/2 | 9,605 | 39297/2 | 10,935 |
| 72 dia. | Laminate | 2 | 39300/5 | 7,450 | 39297/5 | 8,775 |
| 84 dia. | Veneer | 2 | 39301/2 | 11,430 | 39298/2 | 12,755 |
| 84 dia. | Laminate | 2 | 39301/5 | 8,455 | 39298/5 | 9,785 |
| 96 dia. | Veneer | 2 | 39302/2 | 13,400 | 39299/2 | 14,720 |
| 96 dia. | Laminate | 2 | 39302/5 | 9,335 | 39299/5 | 10,665 |

Standard Features:

- Tops: 1/2" thick low iron, clear tempered glass or 1/4" thick MDf with veneer or plastic laminate surface.
- Only single section tops are offered in 1/2" thick tempered glass.
- Legs are available in two materials, solid wood and extruded aluminum.
- Wood legs are offered in two species- walnut and maple and can be finished with all Nienkämper stains and top coats.
- Aluminum legs are offered standard in silver anodizing but mirror polish and all Nienkämper anodizing colors are offered by request at time of order.
- The support rail beneath the Cern table or desk is finished in silver anodized aluminum (AL-01) with polished aluminum corners.
- A SIMPLE Forum can be integrated into the rail to meet power, data, or AV requirements.
- A maximum capacity of two cables (one for power cord, one for data cord) can exit through one leg.
- A clearance channel 1/2" x 1/2" runs down length of leg for cables.
- An upcharge of \$630 list per leg is to be added if cable management is required through the leg.
- For tables with two or more SIMPLE Forums, a cable conduit is required.



Cern table with Vuelo low back chairs

CERN TABLE

RECTANGLE WITH SOFT (3" RADIUS) CORNERS

Design - fig40

Specify edge type: add the two letter code after the model number





Table Heights:

29"H (Glass); 29 3/4"H (Veneer / Laminate)

| L" | X | D" | Top Finish | Top Sections | ALUMINUM LEGS | | WOOD LEGS | |
|------------|-----------|-----------|-----------------|--------------|----------------|---------------|----------------|---------------|
| | | | | | Model Number | List Price | Model Number | List Price |
| 84 | 42 | 42 | Glass | 1 | 39256 | 8,970 | 39251 | 10,290 |
| 84 | 42 | 42 | Veneer | 1 | 39256/2 | 7,990 | 39251/2 | 9,315 |
| 84 | 42 | 42 | Laminate | 1 | 39256/5 | 6,770 | 39251/5 | 8,095 |
| 96 | 42 | 42 | Glass | 1 | 39257 | 9,675 | 39252 | 10,995 |
| 96 | 42 | 42 | Veneer | 1 | 39257/2 | 8,390 | 39252/2 | 9,720 |
| 96 | 42 | 42 | Laminate | 1 | 39257/5 | 7,055 | 39252/5 | 8,380 |
| 96 | 48 | 48 | Glass | 1 | 39258 | 10,395 | 39253 | 11,725 |
| 96 | 48 | 48 | Veneer | 1 | 39258/2 | 8,775 | 39253/2 | 10,095 |
| 96 | 48 | 48 | Laminate | 1 | 39258/5 | 7,400 | 39253/5 | 8,710 |
| 108 | 42 | 42 | Glass | 1 | 39259 | 10,380 | 39254 | 11,710 |
| 108 | 42 | 42 | Veneer | 2 | 39259/2 | 8,925 | 39254/2 | 10,250 |
| 108 | 42 | 42 | Laminate | 2 | 39259/5 | 7,370 | 39254/5 | 8,675 |
| 108 | 48 | 48 | Glass | 1 | 39260 | 11,185 | 39255 | 12,510 |
| 108 | 48 | 48 | Veneer | 2 | 39260/2 | 9,515 | 39255/2 | 10,825 |
| 108 | 48 | 48 | Laminate | 2 | 39260/5 | 7,830 | 39255/5 | 9,135 |

Note: Glass top is not available for the following models.

| | | | | | | | | |
|------------|-----------|-----------|---------------|----------|----------------|---------------|----------------|---------------|
| 120 | 42 | 42 | Veneer | 2 | 39268/2 | 9,415 | 39261/2 | 10,735 |
| 120 | 42 | 42 | Laminate | 2 | 39268/5 | 7,805 | 39261/5 | 9,105 |
| 120 | 48 | 48 | Veneer | 2 | 39269/2 | 10,090 | 39262/2 | 11,410 |
| 120 | 48 | 48 | Laminate | 2 | 39269/5 | 8,160 | 39262/5 | 9,485 |
| 120 | 54 | 54 | Veneer | 2 | 39270/2 | 10,720 | 39263/2 | 12,030 |
| 120 | 54 | 54 | Laminate | 2 | 39270/5 | 8,545 | 39263/5 | 9,865 |
| 132 | 42 | 42 | Veneer | 2 | 39271/2 | 10,000 | 39264/2 | 11,320 |
| 132 | 42 | 42 | Laminate | 2 | 39271/5 | 8,175 | 39264/5 | 9,510 |
| 132 | 48 | 48 | Veneer | 2 | 39272/2 | 10,625 | 39265/2 | 11,950 |
| 132 | 48 | 48 | Laminate | 2 | 39272/5 | 8,555 | 39265/5 | 9,880 |
| 132 | 54 | 54 | Veneer | 2 | 39273/2 | 11,340 | 39266/2 | 12,665 |
| 132 | 54 | 54 | Laminate | 2 | 39273/5 | 8,905 | 39266/5 | 10,235 |
| 132 | 60 | 60 | Veneer | 2 | 39274/2 | 12,000 | 39267/2 | 13,315 |
| 132 | 60 | 60 | Laminate | 2 | 39274/5 | 9,430 | 39267/5 | 10,750 |

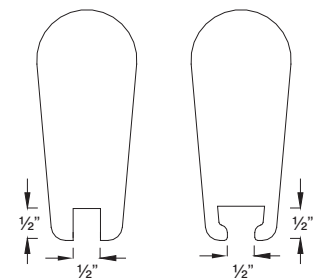
Standard Features:

- Tops: 1/2" thick low iron, clear tempered glass or 1/4" thick MDf with veneer or plastic laminate surface.
- Only single section tops are offered in 1/2" thick tempered glass.
- Legs are available in two materials, solid wood and extruded aluminum.
- Wood legs are offered in two species- walnut and maple and can be finished with all Nienkämper stains and top coats.
- Aluminum legs are offered standard in silver anodizing but mirror polish and all Nienkämper anodizing colors are offered by request at time of order.
- The support rail beneath the Cern table or desk is finished in silver anodized aluminum (AL-01) with polished aluminum corners.
- A SIMPLE Forum can be integrated into the rail to meet power, data, or AV requirements.
- A maximum capacity of two cables (one for power cord, one for data cord) can exit through one leg.
- A clearance channel 1/2" x 1/2" runs down length of leg for cables.
- An upcharge of \$630 list per leg is to be added if cable management is required through the leg.
- For tables with two or more SIMPLE Forums, a cable conduit is required.



Table with SIMPLE Forum & wire management through the leg

Cable Capacity



Wood Leg

Aluminum Leg

CERN DESK RECTANGULAR WITH SOFT (3"RADIUS) CORNERS

Design - fig40

Specify edge type: add the two letter code after the model number


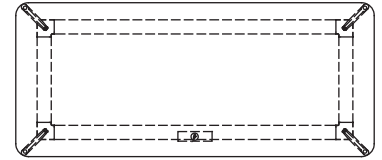


Table Heights:

29"H (Glass); 29 3/4"H (Veneer / Laminate)

| L" | X | D" | Top Finish | Top Sections | ALUMINUM LEGS | | WOOD LEGS | |
|-----|----|----|------------|--------------|---------------|------------|--------------|------------|
| | | | | | Model Number | List Price | Model Number | List Price |
| 48 | 24 | | Glass | 1 | 39323 | 5,660 | 39311 | 6,985 |
| 48 | 24 | | Veneer | 1 | 39323/2 | 5,615 | 39311/2 | 6,930 |
| 48 | 24 | | Laminate | 1 | 39323/5 | 5,200 | 39311/5 | 6,525 |
| 60 | 24 | | Glass | 1 | 39324 | 6,120 | 39312 | 7,440 |
| 60 | 24 | | Veneer | 1 | 39324/2 | 5,935 | 39312/2 | 7,245 |
| 60 | 24 | | Laminate | 1 | 39324/5 | 5,420 | 39312/5 | 6,750 |
| 60 | 30 | | Glass | 1 | 39325 | 6,590 | 39313 | 7,910 |
| 60 | 30 | | Veneer | 1 | 39325/2 | 6,270 | 39313/2 | 7,600 |
| 60 | 30 | | Laminate | 1 | 39325/5 | 5,620 | 39313/5 | 6,945 |
| 60 | 36 | | Glass | 1 | 39326 | 7,080 | 39314 | 8,390 |
| 60 | 36 | | Veneer | 1 | 39326/2 | 6,655 | 39314/2 | 7,965 |
| 60 | 36 | | Laminate | 1 | 39326/5 | 5,815 | 39314/5 | 7,150 |
| 72 | 24 | | Glass | 1 | 39327 | 6,570 | 39315 | 7,895 |
| 72 | 24 | | Veneer | 1 | 39327/2 | 6,330 | 39315/2 | 7,645 |
| 72 | 24 | | Laminate | 1 | 39327/5 | 5,680 | 39315/5 | 6,995 |
| 72 | 30 | | Glass | 1 | 39328 | 7,140 | 39316 | 8,450 |
| 72 | 30 | | Veneer | 1 | 39328/2 | 6,755 | 39316/2 | 8,075 |
| 72 | 30 | | Laminate | 1 | 39328/5 | 5,910 | 39316/5 | 7,225 |
| 72 | 36 | | Glass | 1 | 39329 | 7,690 | 39317 | 9,015 |
| 72 | 36 | | Veneer | 1 | 39329/2 | 7,135 | 39317/2 | 8,445 |
| 72 | 36 | | Laminate | 1 | 39329/5 | 6,125 | 39317/5 | 7,445 |
| 84 | 30 | | Glass | 1 | 39330 | 7,680 | 39318 | 9,000 |
| 84 | 30 | | Veneer | 1 | 39330/2 | 7,150 | 39318/2 | 8,455 |
| 84 | 30 | | Laminate | 1 | 39330/5 | 6,150 | 39318/5 | 7,465 |
| 84 | 36 | | Glass | 1 | 39331 | 8,325 | 39319 | 9,645 |
| 84 | 36 | | Veneer | 1 | 39331/2 | 7,445 | 39319/2 | 8,770 |
| 84 | 36 | | Laminate | 1 | 39331/5 | 6,420 | 39319/5 | 7,720 |
| 96 | 30 | | Glass | 1 | 39332 | 8,210 | 39320 | 9,535 |
| 96 | 30 | | Veneer | 1 | 39332/2 | 7,605 | 39320/2 | 8,935 |
| 96 | 30 | | Laminate | 1 | 39332/5 | 6,470 | 39320/5 | 7,805 |
| 96 | 36 | | Glass | 1 | 39333 | 8,950 | 39321 | 10,270 |
| 96 | 36 | | Veneer | 1 | 39333/2 | 7,910 | 39321/2 | 9,235 |
| 96 | 36 | | Laminate | 1 | 39333/5 | 6,745 | 39321/5 | 8,065 |
| 108 | 36 | | Glass | 1 | 39334 | 9,565 | 39322 | 10,885 |
| 108 | 36 | | Veneer | 2 | 39334/2 | 8,315 | 39322/2 | 9,635 |
| 108 | 36 | | Laminate | 2 | 39334/5 | 7,015 | 39322/5 | 8,340 |



Standard Features:

- Tops: 1/2" thick low iron, clear tempered glass or 1/4" thick MDF with veneer or plastic laminate surface.
- Only single section tops are offered in 1/2" thick tempered glass.
- Legs are available in two materials, solid wood and extruded aluminum.
- Wood legs are offered in two species- walnut and maple and can be finished with all Nienkämper stains and top coats.
- Aluminum legs are offered standard in silver anodizing but mirror polish and all Nienkämper anodizing colors are offered by request at time of order.
- The support rail beneath the Cern table or desk is finished in silver anodized aluminum (AL-01) with polished aluminum corners.
- A SIMPLE Forum can be integrated into the rail to meet power, data, or AV requirements.
- A maximum capacity of two cables (one for power cord, one for data cord) can exit through one leg.
- A clearance channel 1/2" x 1/2" runs down length of leg for cables.
- An upcharge of \$630 list per leg is to be added if cable management is required through the leg.
- For tables with two or more SIMPLE Forums, a cable conduit is required.

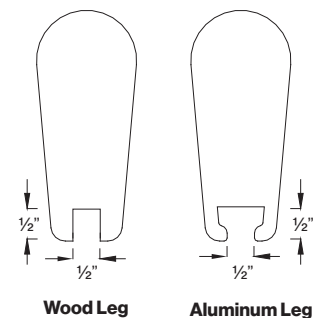


Vox® SIMPLE Forum & wire management



Desk with Vox® SIMPLE Forum & Vuelo high back chair

Cable Capacity



CERN DESK

RECTANGULAR WITH SOFT (3"RADIUS) CORNERS & PARTIAL MODESTY

Design - fig40

Specify edge type: add the two letter code after the model number


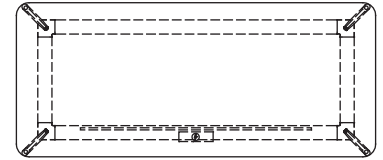


Table Heights:

29"H (Glass); 29 3/4"H (Veneer / Laminate)



| L" | X | D" | Top Finish | Top Sections | ALUMINUM LEGS | | WOOD LEGS | |
|---------------------------|----|----------|------------|--------------|----------------|---------------|----------------|---------------|
| | | | | | Model Number | List Price | Model Number | List Price |
| Modesty Panel 24"L | | | | | | | | |
| 48 | 24 | Glass | 1 | | 39353 | 6,385 | 39341 | 7,700 |
| 48 | 24 | Veneer | 1 | | 39353/2 | 6,340 | 39341/2 | 7,655 |
| 48 | 24 | Laminate | 1 | | 39353/5 | 5,925 | 39341/5 | 7,235 |
| Modesty Panel 36"L | | | | | | | | |
| 60 | 24 | Glass | 1 | | 39354 | 6,850 | 39342 | 8,160 |
| 60 | 24 | Veneer | 1 | | 39354/2 | 6,665 | 39342/2 | 7,975 |
| 60 | 24 | Laminate | 1 | | 39354/5 | 6,150 | 39342/5 | 7,465 |
| 60 | 30 | Glass | 1 | | 39355 | 7,340 | 39343 | 8,640 |
| 60 | 30 | Veneer | 1 | | 39355/2 | 6,995 | 39343/2 | 8,320 |
| 60 | 30 | Laminate | 1 | | 39355/5 | 6,345 | 39343/5 | 7,660 |
| 60 | 36 | Glass | 1 | | 39356 | 7,815 | 39344 | 9,115 |
| 60 | 36 | Veneer | 1 | | 39356/2 | 7,385 | 39344/2 | 8,700 |
| 60 | 36 | Laminate | 1 | | 39356/5 | 6,545 | 39344/5 | 7,865 |
| Modesty Panel 48"L | | | | | | | | |
| 72 | 24 | Glass | 1 | | 39357 | 7,660 | 39345 | 8,990 |
| 72 | 24 | Veneer | 1 | | 39357/2 | 7,415 | 39345/2 | 8,740 |
| 72 | 24 | Laminate | 1 | | 39357/5 | 6,765 | 39345/5 | 8,085 |
| 72 | 30 | Glass | 1 | | 39358 | 8,220 | 39346 | 9,545 |
| 72 | 30 | Veneer | 1 | | 39358/2 | 7,845 | 39346/2 | 9,165 |
| 72 | 30 | Laminate | 1 | | 39358/5 | 6,995 | 39346/5 | 8,320 |
| 72 | 36 | Glass | 1 | | 39359 | 8,785 | 39347 | 10,100 |
| 72 | 36 | Veneer | 1 | | 39359/2 | 8,210 | 39347/2 | 9,535 |
| 72 | 36 | Laminate | 1 | | 39359/5 | 7,215 | 39347/5 | 8,540 |
| Modesty Panel 54"L | | | | | | | | |
| 84 | 30 | Glass | 1 | | 39360 | 8,770 | 39348 | 10,090 |
| 84 | 30 | Veneer | 1 | | 39360/2 | 8,225 | 39348/2 | 9,550 |
| 84 | 30 | Laminate | 1 | | 39360/5 | 7,230 | 39348/5 | 8,555 |
| 84 | 36 | Glass | 1 | | 39361 | 9,415 | 39349 | 10,735 |
| 84 | 36 | Veneer | 1 | | 39361/2 | 8,540 | 39349/2 | 9,855 |
| 84 | 36 | Laminate | 1 | | 39361/5 | 7,490 | 39349/5 | 8,820 |
| Modesty Panel 66"L | | | | | | | | |
| 96 | 30 | Glass | 1 | | 39362 | 9,670 | 39350 | 10,990 |
| 96 | 30 | Veneer | 1 | | 39362/2 | 9,070 | 39350/2 | 10,385 |
| 96 | 30 | Laminate | 1 | | 39362/5 | 7,910 | 39350/5 | 9,235 |
| 96 | 36 | Glass | 1 | | 39363 | 10,395 | 39351 | 11,725 |
| 96 | 36 | Veneer | 1 | | 39363/2 | 9,360 | 39351/2 | 10,690 |
| 96 | 36 | Laminate | 1 | | 39363/5 | 8,180 | 39351/5 | 9,515 |
| Modesty Panel 78"L | | | | | | | | |
| 108 | 36 | Glass | 1 | | 39364 | 11,015 | 39352 | 12,335 |
| 108 | 36 | Veneer | 1 | | 39364/2 | 9,765 | 39352/2 | 11,085 |
| 108 | 36 | Laminate | 1 | | 39364/5 | 8,475 | 39352/5 | 9,795 |

Standard Features:

- Modesty panels are 1/2" thick and are available in all standard veneers and laminates.
- Modesty panels hang 11" below underside of the desk top.
- Tops: 1/2" thick low iron, clear tempered glass or 1/4" thick MDF with veneer or plastic laminate surface.
- Only single section tops are offered in 1/2" thick tempered glass.
- Legs are available in two materials, solid wood and extruded aluminum.
- Wood legs are offered in two species- walnut and maple and can be finished with all Nienkämper stains and top coats.
- Aluminum legs are offered standard in silver anodizing but mirror polish and all Nienkämper anodizing colors are offered by request at time of order.
- The support rail beneath the Cern table or desk is finished in silver anodized aluminum (AL-01) with polished aluminum corners.
- A SIMPLE Forum can be integrated into the rail to meet power, data, or AV requirements.
- A maximum capacity of two cables (one for power cord, one for data cord) can exit through one leg.
- A clearance channel 1/2" x 1/2" runs down length of leg for cables.
- An upcharge of \$630 list per leg is to be added if cable management is required through the leg.
- For tables with two or more SIMPLE Forums, a cable conduit is required.



Desk with partial modesty panel



TERMS AND CONDITIONS OF SALE

PRICES

All prices are list prices, FOB our Toronto Factory- freight charges are extra. Packing and/ or crating is available, if required, upcharges apply.

Due to existing conditions in regard to cost of labor and materials, we reserve the right to change prices without notice.

TERMS

Net 30 days from date of invoice to accredited buyers. Two per cent (2%) interest charged monthly on overdue accounts. Deposit of 50% is required with order. Terms will be established upon credit evaluation. Due to delays in processing references, first orders may be treated as C.B.D. orders.

ORDER CONFIRMATION

Orders are accepted upon issuance of our order confirmation and are subject to the terms set forth therein; notwithstanding any variance from the terms of the buyer's order form.

Nienkämper is not liable for any delay or failure to deliver caused by labor or transportation difficulties, accidents, acts of God, failure of sources of supply, or other causes beyond our control, and changes will affect the delivery date.

CHANGE OF ORDERS OR CANCELLATIONS

Changes or cancellations are subject to our ability to conform. A charge will be levied against canceled or changed orders based on costs already incurred by Nienkämper. All changes must be in writing and submitted on a revised purchase order. Changes will affect the delivery date.

STORAGE

If goods cannot be accepted when ready, we may transfer them to storage (which is to be deemed as delivery for invoice purposes). The customer accepts risks and will be charged at prevailing rates.

FREIGHT

All prices are list prices, FOB our Toronto Factory- freight charges are extra.

Packing and/or crating are available, if required, upcharges apply.

CLAIMS

All furniture is given to the carrier and signed for in good condition. It is the responsibility of the receiver to sign for the goods in the presence of the carrier and note the condition in which they are received. Freight claims should be filed with the carrier.

WARRANTY

There are no express or implied warranties, conditions and obligations of the manufacturer, whether statutory or otherwise that extend beyond the description on the face hereof. Our furniture is made to the highest standard and is warranted free from defects of material and workmanship for five years from the date of delivery. During the warranty period we will repair or replace such merchandise as shall prove to be defective, during normal usage in accordance with manufacturer's specifications. The manufacturer shall not be liable for defect wholly attributable to normal manufacturing process. Replacement or repair of the Product shall be the sole remedy of the Customer, and the manufacturer shall not be liable for any direct, indirect, incidental, or consequential loss or damage suffered by the Customer by reason of any defect in workmanship or manufacture of the Product or inability to use the Product. Moreover, this warranty does not cover accidental damage, abuse, alteration, ordinary wear and tear of Goods, negligence and misuse nor variations over which we have no control such as heat or humidity or damage to which the Goods are connected that is not attributable to the failure of the goods themselves. This warranty is null and void when the product is installed with hardware other than that supplied and/or when installed differently than recommended in the installation guide. Modification to the product or hardware may result in failure of the product and cause damage and/or injury.

WOOD FINISHES

Nienkämper offers a wide variety of standard light finishes on cherry, mahogany and figured anagre wood veneers, and a clear natural finish on figured anagre, figured sycamore, maple, bird's eye maple and curly maple.

Light finishes do not mask the grain and other characteristics of each wood species. It is important to understand that pieces of the same type of wood will not look identical when a light finish is used. The appearance of the finish will also depend on the natural color of the veneer. Cherry darkens over time as the wood ages. Pin knots and gum pockets are inherent traits.

Wood is a naturally variable raw material; its variances are not within the furniture manufacturer's control and are therefore not considered defects under this warranty.