

# nienkämpfer

## CONFERENCE TABLES

CERN COLLECTION



2026

Prices include freight charges, blanket wrapped, dock delivered, from the manufacturing source to any location in the contiguous United States. Packing and/or crating are available, if required, upcharges apply.

## veneers

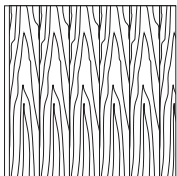
All wood surfaces are protected with a durable polyurethane clear lacquer with UV inhibitor. This finish is known for its exceptional durability, as well as abrasion, chemical, impact and scratch resistance. Standard sheen level is 45 degrees. Optional matte, 5, 10 and 35 degree sheen levels are available on request at no additional cost.

Wood Species	Order Code	Veneer/Stain	Upcharge
Maple	F-01	Natural Maple	No upcharge applies.
	F-02	Natural Curly Maple - Rotary Cut	Add 15%.
	F-03	Natural Bird's Eye Maple - Rotary Cut	Call Customer Service for pricing.
	F-04	Maple Stained Pear	No upcharge applies.
Cherry	F-05	Natural Cherry	No upcharge applies.
	F-06	Standard Cherry	No upcharge applies.
	F-07	Cherry Stained Amber	No upcharge applies.
	F-08	Cherry Stained Auburn	No upcharge applies.
	F-09	Cherry Stained Burgundy	No upcharge applies.
Mahogany	F-10	Light Mahogany	No upcharge applies.
	F-11	Medium Mahogany	No upcharge applies.
	F-12	Dark Mahogany	No upcharge applies.
	F-13	Red Mahogany	No upcharge applies.
Anagre	F-14	Natural Figured Anagre - Qtr. Cut Book-Match	Add 15%.
	F-15	Figured Anagre Stained Amber - Qtr. Cut Book-Match	Add 15%.
Sycamore	F-16	Natural Figured Sycamore - Qtr. Cut Book-Match	Add 15%.
Walnut	F-17	Burnt Walnut	No upcharge applies.
	F-19	Natural Walnut- Flat Cut Book-Match	No upcharge applies.
	F-19FM	Natural Walnut- Flat Cut Book-Match (matte sheen)	No upcharge applies.
	F-27F	Creamy Walnut- Flat Cut Book-Match (10° sheen)	No upcharge applies.
	F-27R	Creamy Walnut - Rift Cut Slip-Match (10° sheen)	Add 5%
	F-28	Tawny Walnut	No upcharge applies.
	F-31FM	Autumn Walnut- Flat Cut Book-Match (matte sheen)	No upcharge applies.
	F-31RM	Autumn Walnut - Rift Cut Slip-Match (matte sheen)	Add 5%
Oak	F-18F	Natural White Oak - Flat Cut Book-Match (10° sheen)	No upcharge applies.
	F-18R	Natural White Oak - Rift Cut Slip-Match (10° sheen)	Add 5%
	F-26	Charcoal Ash On Oak- Flat Cut Book- Match (10° sheen)	No upcharge applies.
	F-29F	Smoky Oak - Flat Cut Book-Match	No upcharge applies.
	F-29R	Smoky Oak - Rift Cut Slip-Match	Add 5%
	F-29FM	Smoky Oak - Flat Cut Book-Match (matte sheen)	No upcharge applies.
	F-29RM	Smoky Oak - Rift Cut Slip-Match (matte sheen)	Add 5%
	F-30FM	Whisper White Oak - Flat Cut Book-Match (matte sheen)	No upcharge applies.
	F-30RM	Whisper White Oak - Rift Cut Slip-Match (matte sheen)	Add 5%
	F-32FM	Cotton White Oak - Flat Cut Book-Match (matte sheen)	No upcharge applies.
F-32RM	Cotton White Oak - Rift Cut Slip-Match (matte sheen)	Add 5%	
Sapele – Ribbon Stripe	F-20	Natural Ribbon Strip Sapele - Qtr. Cut Slip-Match	No upcharge applies.
Moabi (Cherry substitute)	F-21	Natural Moabi - Quarter - Qtr. Cut Book-Match	No upcharge applies.
Cape Coast Walnut	F-22	Dark Cape Coast Walnut - Qtr. Cut Slip-Match	No upcharge applies.
	F-23	Natural Cape Coast Walnut - Qtr. Cut Slip-Match	No upcharge applies.
	F-23	Natural Cape Coast Walnut - Qtr. Cut Slip-Match	No upcharge applies.
Ash	F-25	Slate Gray Ash - Qtr. Cut Slip-Match	No upcharge applies.

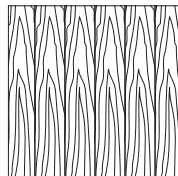
### veneER GRAIN OPTIONS

Nienkämper products utilize the best quality veneers available, and, combined with Nienkämper's patented veneering systems, create work environments of incredible quality and beauty.


All veneer furniture comes standard with flat cut book-match veneer; flat cut slip-match veneer can also be specified. Quarter cut slip-match and quarter cut book-match veneers are available at a 5% upcharge. Figured Anagre and Figured Sycamore veneers are Quarter cut book-matched. Bird's Eye Maple and Curly Maple are rotary cut. Facet Edge, Taper edge, Flowform, Camber and Self edge tops with veneer are manufactured with a solid wood edge. All edges are then veneer wrapped to create a seamless profile top.




Standard V1  
Flat Cut Book-Match



Flat Cut Slip-Match V2



Quarter Cut Slip-Match V3  
Add 5%



Quarter Cut Book-Match V4  
Add 5%

## P-LAM

### Wood grain plastic laminate surfaces are available on table tops with Facet, Taper and Self edges.

These tops are manufactured with a solid wood edge that is applied prior to the laminate top surface. This method conceals the thickness of the wood edge, while providing the durability required. Wood edges are selected that most closely resemble both the species and the color of the laminate chosen

Nienkämper has pre-selected a number of standard wood grain plastic laminates that represent a cross section of both color and species. Simply include the order code with the model number to make these selections. Alternatively wood grain plastic laminates selected outside of Nienkämper's standard selection can be made by specifying the manufacturer as well as the description and model number of the laminate at the time of order.

Wood Grain Plastic Laminate Surfaces	Order Code	Manufacturer #	Finish
Hardrock Maple	WL2	Pionite WM791-SD	Textured/Suede
Monticello Maple	WL5	Wilsonart 7925-38	Fine Velvet Texture
Fusion Maple	WL13	Wilsonart 7909-60	Matte
New Age Oak	WL14	Wilsonart 7938-38	Fine Velvet Texture
Wild Cherry	WL18	Wilsonart 7054-60	Matte
River Cherry	WL19	Wilsonart 7937-38	Fine Velvet Texture
Montana Walnut	WL20	Wilsonart 7110T-78	Fine Grain
Skyline Walnut	WL26	Wilsonart 7964K-12	Soft Grain
Continental Walnut	WL-29	Wilsonart 8232K-05	Timbergrain
Neo Walnut	WL-30	Wilsonart 7991-38	Fine Velvet Texture
Walnut Heights	WL-31	Wilsonart 7965K-12	Soft Grain
Grayed Oak	WL-32	Formica 5791-PG	Pure Grain Texture
Millennium Oak	WL-33	Formica 5887-58	Matte
Aged Ash	WL-34	Formica 8844-WR	Woodbrush
Lowell Ash	WL-35	Wilsonart 7994-38	Fine Velvet Texture
Natural Ash	WL-36	Formica 8843-WR	Woodbrush
Norwegian Ash	WL-37	Wilsonart 8241-38	Fine Velvet Texture
Weathered Ash	WL-38	Formica 8842-WR	Woodbrush
Smoky Brown Pear	WL-39	Formica 5488-26	Oiled Wood
Studio Teak	WL-40	Wilsonart 7960K-18	Linearity
Fawn Cypress	WL-41	Wilsonart 8208K-16	Casual Rustic
Landmark Wood	WL-42	Wilsonart 7981K-12	Soft Grain
Natural Cerise	WL-43	Formica 8863-58	Matte
Natural Recon	WL-44	Wilsonart 7996-38	Fine Velvet Texture
Pecan Woodline	WL-45	Formica 5883-58	Matte

To specify the wood grain laminate required simply add the Order Code WL\_ to the model number of the product.

Samples and specific technical data is available from your local sales representative or by contacting Nienkämper's Customer Service department at **800.668.9318**.

# P-LAM

## COLORED P-LAM

Both Taper and Self edge profiles are available with a colored laminate top.

**Laminate edging on Taper tops.** Edging will match the top surface and is applied before the surface laminate. By applying the laminate in this way, the seam is positioned horizontally, which makes it much less conspicuous and more durable.

**Wood edging** on Self and Taper Edge tops are applied before the laminate. By applying the wood edge in this way, the wood edge thickness is concealed, while providing the durability required. Wood species and finishes for edging can be selected from page 8.

For laminates specified outside of Nienkämper's standard selection, specify the manufacturer as well as the description and model number of the laminate selected at the time of order. For Facet edge tops, the laminate must be a post-forming grade.


**Translucent edging** on Self and Taper edge tops is applied after the surface laminate. The translucent edge is very durable. Clear translucent edge provides a good match with most white-colored laminates, while a silver translucent edge provides a metallic look and contrast to colored plastic laminates.




P-Lam top & Self edge



P-Lam top & Translucent Self edge



Wood Grain P-Lam top & silver Translucent Self edge



P-Lam top & solid wood Facet edge

\*An unavoidable, thin dark line will be visible when specifying a matching p.lam edge. This is more pronounced with light colored laminates

Colored Plastic Laminates Surface	Order Code	Manufacturer #	Finish
Gray (Nienkämper - Light Gray/Putty)	CL-01	Wilsonart 1500-60	Matte
Platinum Gray (Nienkämper - Medium Gray/Clay)	CL-02	Nevamar S6023T	Textured
Slate Grey (Nienkämper - Dark Gray)	CL-03	Wilsonart D91-60	Matte
Black	CL-04	Wilsonart 1595-60	Matte
Angel White	CL-05	Pionite SW-826SD	Textured/ Suede
Frosty White	CL-06	Wilsonart 1573-60	Matte
White (for writable surface)	Contact customer service for details 800.668.9318		Gloss

Add the order code behind the edge profile when specifying.

# P-LAM

---

## FINGERPRINT RESISTANT P-LAM

Fingerprint Resistant Plastic Laminate is an innovative material created for interior design applications and is suitable for both vertical and horizontal interior applications on our Nienkämper furniture.

The external surface of Fingerprint Resistant Plastic Laminate involves the use of nanotechnology made possible by next generation acrylic resins.

The unique composition offers extraordinary features coupled with a unique user experience. These include an ultra matte surface (eliminating glare), an ultra sofa feel, an anti-fingerprint surface, thermal healing of micro-scratches, increased durability as well as anti-bacterial and mold-resistant properties.

**Edgeband** matching all Fingerprint Resistant Plastic Laminate colors is only available when specifying a Taper edge. For Self edge tops 1" and 1 1/4" thick, matching edgeband are only available in Black (RL-01) and White (RL-03). When a matching edgeband is not available, the specified surface laminate is used on the edge. **Contact Customer Service for more details 800.668-9318.**

There is a 20% upcharge on our standard plastic laminate table pricing for Fingerprint Resistant Plastic Laminate.

Colored "Fingerprint Resistant" Plastic Laminate Surface	Order Code	Finish
Black	RL-01	Matte
Gray	RL-02	Matte
White	RL-03	Matte
Sand	RL-04	Matte
Brown	RL-05	Matte
Clay	RL-06	Matte
Beige	RL-07	Matte
Ash	RL-08	Matte
Smoke	RL-09	Matte

Edgeband to Match with Colored "Fingerprint Resistant" Plastic Laminate	Thickness	Order Code
Black	3/4", 1", 1-1/4"	RE-01
Gray	3/4"	RE-02
White	3/4", 1", 1-1/4"	RE-03
Sand	3/4"	RE-04
Brown	3/4"	RE-05
Clay	3/4"	RE-06
Beige	3/4"	RE-07
Ash	3/4"	RE-08
Smoke	3/4"	RE-09

## Powder Coat Paint Finish

Powder coat paint is a premium finish used for its exceptional durability and refined appearance. Applied as a dry powder and cured under heat, it forms a tough, uniform surface that resists chipping, scratching, and fading—ideal for commercial environments. Nienkämper offers a curated palette of 18 color variations to suit any project.



PC-01 Nienkämper Silver




PC-02 Champagne




PC-03 Light Bronze




PC-04 Standard (Dark) Bronze



PC-05 Metallic Silver




PC-06 Black Jack



PC-07 Warm White



PC-09 Red




PC-12 Cool White



PC-14 Pure Orange




PC-16 Lime



PC-17 Sky Blue




PC-18 Cobalt Blue




PC-22 Charcoal Gray (Matte)




PC-24 Matte Red Clay




PC-25 Cream



PC-26 Mulberry (Matte)



PC-27 Forest Green (Matte)

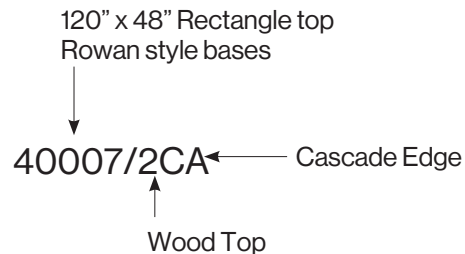


PC-28 Mustard (Matte)

# EDGE DETAILS - CONFERENCE TABLES

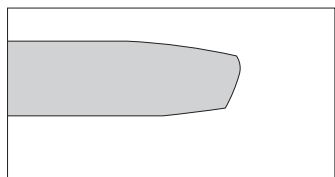
Conference tables with tops that are 1¼" thick offer eight edge profiles to choose from. To specify an edge profile, add the corresponding code after the table model number:

- Facet Edge: add "FC"
- Taper Edge: add "TE"
- Flowform Edge: add "FF"
- Reverse Bevel Edge: add "RB"
- Camber Edge: add "CE"
- Self Edge: add "SE"
- Self Edge with Exposed Plywood: add "SE-P"
- Cascade Edge: add "CA"

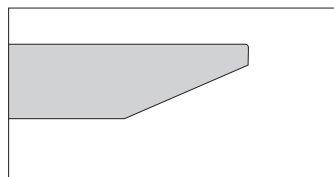


## EXAMPLE

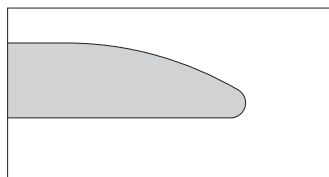
- Flowform edge, Camber edge, Cascade edge, and Exposed Plywood Self edge require a 5% upcharge.
- Flowform, Camber, and Cascade edges are veneer-wrapped and are not available with plastic laminate.
- Rectangle, Boat, and Vista tops specified with a Flowform, Camber or Cascade edge have the profile on the two long sides only, with Self edges on the two ends.
- The Cascade edge is not compatible with table shapes that have "Soft" Radius corners, Super Ellipse or Racetrack shapes.
- Facet edge is not compatible with table shapes that have radius "Soft" Radius corners.
- Camber edge requires a minimum 8" radius corner for "Soft" Rectangle, Boat, Square, and Vista top shapes.



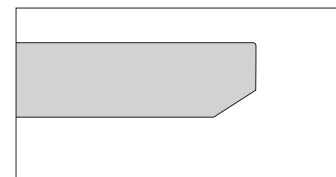
Facet Edge "FC"




Taper Edge "TE"




Flowform Edge "FF"




Reverse Bevel Edge "RB"



Facet Edge - specify "FC"



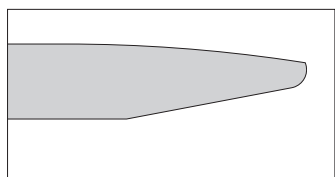
Taper Edge - specify "TE"



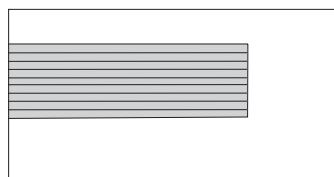
Flowform Edge - specify "FF"



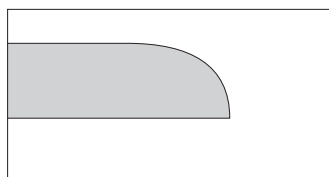
Reverse Bevel Edge - specify "RB"




Camber Edge "CE"




Self Edge "SE" / Self Edge with Exposed Plywood Core "SE-P"



Cascade Edge "CA"



Camber Edge - specify "CE"



Self "SE" / Self with Exposed Plywood Core "SE-P"



Cascade Edge - specify "CA"

# CERN TABLE

## SQUARE WITH SOFT (3"RADIUS) CORNERS

Design - fig40

Specify edge type: add the two letter code after the model number



Taper Edge (TE)



Self Edge (SE)



Camber Edge "CE"  
Corner must be 8" Rad.  
5% upcharge  
laminates not available



Self Edge (SE) Glass  
1/2" thick- tempered

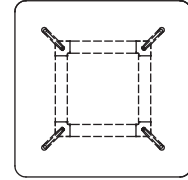


Table Heights:

29"H (Glass); 29 3/4"H (Veneer / Laminate)


L"	X	D"	Top Finish	Top Sections	ALUMINUM LEGS		WOOD LEGS	
					Model Number	List Price	Model Number	List Price
<b>30</b>	<b>30</b>	<b>Glass</b>	<b>1</b>	<b>39279</b>	<b>5,225</b>	<b>39275</b>	<b>6,545</b>	
30	30	Veneer	1	39279/2	5,420	39275/2	6,750	
<b>30</b>	<b>30</b>	<b>Laminate</b>	<b>1</b>	<b>39279/5</b>	<b>4,995</b>	<b>39275/5</b>	<b>6,315</b>	
48	48	Glass	1	39280	7,220	39276	8,545	
<b>48</b>	<b>48</b>	<b>Veneer</b>	<b>1</b>	<b>39280/2</b>	<b>6,850</b>	<b>39276/2</b>	<b>8,160</b>	
48	48	Laminate	1	39280/5	5,930	39276/5	7,240	
<b>54</b>	<b>54</b>	<b>Glass</b>	<b>1</b>	<b>39281</b>	<b>8,065</b>	<b>39277</b>	<b>9,375</b>	
54	54	Veneer	1	39281/2	6,600	39277/2	8,790	
<b>54</b>	<b>54</b>	<b>Laminate</b>	<b>1</b>	<b>39281/5</b>	<b>6,325</b>	<b>39277/5</b>	<b>7,640</b>	
60	60	Glass	1	39282	8,970	39278	10,290	
<b>60</b>	<b>60</b>	<b>Veneer</b>	<b>1</b>	<b>39282/2</b>	<b>8,125</b>	<b>39278/2</b>	<b>9,445</b>	
60	60	Laminate	1	39282/5	6,760	39278/5	8,080	

Note: Glass top is not available for the following models.

<b>72</b>	<b>72</b>	<b>Veneer</b>	<b>2</b>	<b>39286/2</b>	<b>9,510</b>	<b>39283/2</b>	<b>10,815</b>
72	72	Laminate	2	39286/5	7,625	39283/5	8,945
<b>84</b>	<b>84</b>	<b>Veneer</b>	<b>2</b>	<b>39287/2</b>	<b>11,210</b>	<b>39284/2</b>	<b>12,525</b>
84	84	Laminate	2	39287/5	8,630	39284/5	9,950
<b>96</b>	<b>96</b>	<b>Veneer</b>	<b>2</b>	<b>39288/2</b>	<b>13,155</b>	<b>39285/2</b>	<b>14,470</b>
96	96	Laminate	2	39288/5	9,630	39285/5	10,945

### Standard Features:

- Tops: 1/2" thick low iron, clear tempered glass or 1/4" thick MDf with veneer or plastic laminate surface.
- Only single section tops are offered in 1/2" thick tempered glass.
- Legs are available in two materials, solid wood and extruded aluminum.
- Wood legs are offered in two species- walnut and maple and can be finished with all Nienkämper stains and top coats.
- Aluminum legs are offered standard in silver anodizing but mirror polish and all Nienkämper anodizing colors are offered by request at time of order.
- The support rail beneath the Cern table or desk is finished in silver anodized aluminum (AL-01) with polished aluminum corners.
- A SIMPLE Forum can be integrated into the rail to meet power, data, or AV requirements.
- A maximum capacity of two cables (one for power cord, one for data cord) can exit through one leg.
- A clearance channel 1/2" x 1/2" runs down length of leg for cables.
- An upcharge of \$630 list per leg is to be added if cable management is required through the leg.
- For tables with two or more SIMPLE Forums, a cable conduit is required.



Cern table with Vuelo low back chairs

# CERN TABLE

## ROUND

Design - fig40

Specify edge type: add the two letter code after the model number



Taper Edge (TE)



Self Edge (SE)



Camber Edge "CE"  
Corner must be 8" Rad.  
5% upcharge  
laminates not available



Self Edge (SE) Glass  
1/2" thick- tempered

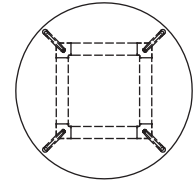


Table Heights:

29"H (Glass); 29 3/4"H (Veneer / Laminate)

L"	ALUMINUM LEGS			WOOD LEGS		
	Top Finish	Top Sections	Model Number	List Price	Model Number	List Price
<b>30 dia.</b>	<b>Glass</b>	<b>1</b>	<b>39293</b>	<b>5,420</b>	<b>39289</b>	<b>6,750</b>
30 dia.	Veneer	1	39293/2	5,530	39289/2	6,855
<b>30 dia.</b>	<b>Laminate</b>	<b>1</b>	<b>39293/5</b>	<b>5,050</b>	<b>39289/5</b>	<b>6,360</b>
48 dia.	Glass	1	39294	7,165	39290	8,480
<b>48 dia.</b>	<b>Veneer</b>	<b>1</b>	<b>39294/2</b>	<b>6,975</b>	<b>39290/2</b>	<b>8,295</b>
48 dia.	Laminate	1	39294/5	5,920	39290/5	7,230
<b>54 dia.</b>	<b>Glass</b>	<b>1</b>	<b>39295</b>	<b>8,065</b>	<b>39291</b>	<b>9,375</b>
54 dia.	Veneer	1	39295/2	7,575	39291/2	8,870
<b>54 dia.</b>	<b>Laminate</b>	<b>1</b>	<b>39295/5</b>	<b>6,230</b>	<b>39291/5</b>	<b>7,570</b>
60 dia.	Glass	1	39296	9,065	39292	10,380
<b>60 dia.</b>	<b>Veneer</b>	<b>1</b>	<b>39296/2</b>	<b>8,310</b>	<b>39292/2</b>	<b>9,630</b>
60 dia.	Laminate	1	39296/5	6,730	39292/5	8,050

Note: Glass top is not available for the following models.

<b>72 dia.</b>	<b>Veneer</b>	<b>2</b>	<b>39300/2</b>	<b>9,605</b>	<b>39297/2</b>	<b>10,935</b>
72 dia.	Laminate	2	39300/5	7,450	39297/5	8,775
<b>84 dia.</b>	<b>Veneer</b>	<b>2</b>	<b>39301/2</b>	<b>11,430</b>	<b>39298/2</b>	<b>12,755</b>
84 dia.	Laminate	2	39301/5	8,455	39298/5	9,785
<b>96 dia.</b>	<b>Veneer</b>	<b>2</b>	<b>39302/2</b>	<b>13,400</b>	<b>39299/2</b>	<b>14,720</b>
96 dia.	Laminate	2	39302/5	9,335	39299/5	10,665

### Standard Features:

- Tops: 1/2" thick low iron, clear tempered glass or 1/4" thick MDf with veneer or plastic laminate surface.
- Only single section tops are offered in 1/2" thick tempered glass.
- Legs are available in two materials, solid wood and extruded aluminum.
- Wood legs are offered in two species- walnut and maple and can be finished with all Nienkämper stains and top coats.
- Aluminum legs are offered standard in silver anodizing but mirror polish and all Nienkämper anodizing colors are offered by request at time of order.
- The support rail beneath the Cern table or desk is finished in silver anodized aluminum (AL-01) with polished aluminum corners.
- A SIMPLE Forum can be integrated into the rail to meet power, data, or AV requirements.
- A maximum capacity of two cables (one for power cord, one for data cord) can exit through one leg.
- A clearance channel 1/2" x 1/2" runs down length of leg for cables.
- An upcharge of \$630 list per leg is to be added if cable management is required through the leg.
- For tables with two or more SIMPLE Forums, a cable conduit is required.



Cern table with Vuelo low back chairs

# CERN TABLE

## RECTANGLE WITH SOFT (3" RADIUS) CORNERS

Design - fig40

Specify edge type: add the two letter code after the model number





Table Heights:

29"H (Glass); 29 3/4"H (Veneer / Laminate)

L"	X	D"	Top Finish	Top Sections	ALUMINUM LEGS		WOOD LEGS	
					Model Number	List Price	Model Number	List Price
<b>84</b>	<b>42</b>	<b>42</b>	<b>Glass</b>	<b>1</b>	<b>39256</b>	<b>8,970</b>	<b>39251</b>	<b>10,290</b>
84	42	42	Veneer	1	39256/2	7,990	39251/2	9,315
<b>84</b>	<b>42</b>	<b>42</b>	<b>Laminate</b>	<b>1</b>	<b>39256/5</b>	<b>6,770</b>	<b>39251/5</b>	<b>8,095</b>
96	42	42	Glass	1	39257	9,675	39252	10,995
<b>96</b>	<b>42</b>	<b>42</b>	<b>Veneer</b>	<b>1</b>	<b>39257/2</b>	<b>8,390</b>	<b>39252/2</b>	<b>9,720</b>
96	42	42	Laminate	1	39257/5	7,055	39252/5	8,380
<b>96</b>	<b>48</b>	<b>48</b>	<b>Glass</b>	<b>1</b>	<b>39258</b>	<b>10,395</b>	<b>39253</b>	<b>11,725</b>
96	48	48	Veneer	1	39258/2	8,775	39253/2	10,095
<b>96</b>	<b>48</b>	<b>48</b>	<b>Laminate</b>	<b>1</b>	<b>39258/5</b>	<b>7,400</b>	<b>39253/5</b>	<b>8,710</b>
108	42	42	Glass	1	39259	10,380	39254	11,710
<b>108</b>	<b>42</b>	<b>42</b>	<b>Veneer</b>	<b>2</b>	<b>39259/2</b>	<b>8,925</b>	<b>39254/2</b>	<b>10,250</b>
108	42	42	Laminate	2	39259/5	7,370	39254/5	8,675
<b>108</b>	<b>48</b>	<b>48</b>	<b>Glass</b>	<b>1</b>	<b>39260</b>	<b>11,185</b>	<b>39255</b>	<b>12,510</b>
108	48	48	Veneer	2	39260/2	9,515	39255/2	10,825
<b>108</b>	<b>48</b>	<b>48</b>	<b>Laminate</b>	<b>2</b>	<b>39260/5</b>	<b>7,830</b>	<b>39255/5</b>	<b>9,135</b>

Note: Glass top is not available for the following models.

<b>120</b>	<b>42</b>	<b>42</b>	<b>Veneer</b>	<b>2</b>	<b>39268/2</b>	<b>9,415</b>	<b>39261/2</b>	<b>10,735</b>
120	42	42	Laminate	2	39268/5	7,805	39261/5	9,105
<b>120</b>	<b>48</b>	<b>48</b>	<b>Veneer</b>	<b>2</b>	<b>39269/2</b>	<b>10,090</b>	<b>39262/2</b>	<b>11,410</b>
120	48	48	Laminate	2	39269/5	8,160	39262/5	9,485
<b>120</b>	<b>54</b>	<b>54</b>	<b>Veneer</b>	<b>2</b>	<b>39270/2</b>	<b>10,720</b>	<b>39263/2</b>	<b>12,030</b>
120	54	54	Laminate	2	39270/5	8,545	39263/5	9,865
<b>132</b>	<b>42</b>	<b>42</b>	<b>Veneer</b>	<b>2</b>	<b>39271/2</b>	<b>10,000</b>	<b>39264/2</b>	<b>11,320</b>
132	42	42	Laminate	2	39271/5	8,175	39264/5	9,510
<b>132</b>	<b>48</b>	<b>48</b>	<b>Veneer</b>	<b>2</b>	<b>39272/2</b>	<b>10,625</b>	<b>39265/2</b>	<b>11,950</b>
132	48	48	Laminate	2	39272/5	8,555	39265/5	9,880
<b>132</b>	<b>54</b>	<b>54</b>	<b>Veneer</b>	<b>2</b>	<b>39273/2</b>	<b>11,340</b>	<b>39266/2</b>	<b>12,665</b>
132	54	54	Laminate	2	39273/5	8,905	39266/5	10,235
<b>132</b>	<b>60</b>	<b>60</b>	<b>Veneer</b>	<b>2</b>	<b>39274/2</b>	<b>12,000</b>	<b>39267/2</b>	<b>13,315</b>
132	60	60	Laminate	2	39274/5	9,430	39267/5	10,750

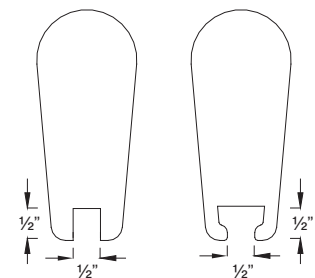
### Standard Features:

- Tops: 1/2" thick low iron, clear tempered glass or 1/4" thick MDf with veneer or plastic laminate surface.
- Only single section tops are offered in 1/2" thick tempered glass.
- Legs are available in two materials, solid wood and extruded aluminum.
- Wood legs are offered in two species- walnut and maple and can be finished with all Nienkämper stains and top coats.
- Aluminum legs are offered standard in silver anodizing but mirror polish and all Nienkämper anodizing colors are offered by request at time of order.
- The support rail beneath the Cern table or desk is finished in silver anodized aluminum (AL-01) with polished aluminum corners.
- A SIMPLE Forum can be integrated into the rail to meet power, data, or AV requirements.
- A maximum capacity of two cables (one for power cord, one for data cord) can exit through one leg.
- A clearance channel 1/2" x 1/2" runs down length of leg for cables.
- An upcharge of \$630 list per leg is to be added if cable management is required through the leg.
- For tables with two or more SIMPLE Forums, a cable conduit is required.



Table with SIMPLE Forum & wire management through the leg

### Cable Capacity



Wood Leg

Aluminum Leg

# CERN DESK RECTANGULAR WITH SOFT (3"RADIUS) CORNERS

Design - fig40

Specify edge type: add the two letter code after the model number


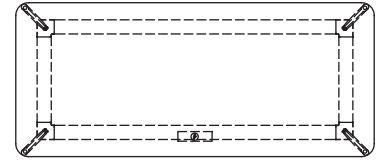


Table Heights:  
29"H (Glass); 29 3/4"H (Veneer / Laminate)

L"	X	D"	Top Finish	Top Sections	ALUMINUM LEGS		WOOD LEGS	
					Model Number	List Price	Model Number	List Price
48	24		Glass	1	39323	5,660	39311	6,985
48	24		Veneer	1	39323/2	5,615	39311/2	6,930
48	24		Laminate	1	39323/5	5,200	39311/5	6,525
60	24		Glass	1	39324	6,120	39312	7,440
60	24		Veneer	1	39324/2	5,935	39312/2	7,245
60	24		Laminate	1	39324/5	5,420	39312/5	6,750
60	30		Glass	1	39325	6,590	39313	7,910
60	30		Veneer	1	39325/2	6,270	39313/2	7,600
60	30		Laminate	1	39325/5	5,620	39313/5	6,945
60	36		Glass	1	39326	7,080	39314	8,390
60	36		Veneer	1	39326/2	6,655	39314/2	7,965
60	36		Laminate	1	39326/5	5,815	39314/5	7,150
72	24		Glass	1	39327	6,570	39315	7,895
72	24		Veneer	1	39327/2	6,330	39315/2	7,645
72	24		Laminate	1	39327/5	5,680	39315/5	6,995
72	30		Glass	1	39328	7,140	39316	8,450
72	30		Veneer	1	39328/2	6,755	39316/2	8,075
72	30		Laminate	1	39328/5	5,910	39316/5	7,225
72	36		Glass	1	39329	7,690	39317	9,015
72	36		Veneer	1	39329/2	7,135	39317/2	8,445
72	36		Laminate	1	39329/5	6,125	39317/5	7,445
84	30		Glass	1	39330	7,680	39318	9,000
84	30		Veneer	1	39330/2	7,150	39318/2	8,455
84	30		Laminate	1	39330/5	6,150	39318/5	7,465
84	36		Glass	1	39331	8,325	39319	9,645
84	36		Veneer	1	39331/2	7,445	39319/2	8,770
84	36		Laminate	1	39331/5	6,420	39319/5	7,720
96	30		Glass	1	39332	8,210	39320	9,535
96	30		Veneer	1	39332/2	7,605	39320/2	8,935
96	30		Laminate	1	39332/5	6,470	39320/5	7,805
96	36		Glass	1	39333	8,950	39321	10,270
96	36		Veneer	1	39333/2	7,910	39321/2	9,235
96	36		Laminate	1	39333/5	6,745	39321/5	8,065
108	36		Glass	1	39334	9,565	39322	10,885
108	36		Veneer	2	39334/2	8,315	39322/2	9,635
108	36		Laminate	2	39334/5	7,015	39322/5	8,340



### Standard Features:

- Tops: 1/2" thick low iron, clear tempered glass or 1/4" thick MDF with veneer or plastic laminate surface.
- Only single section tops are offered in 1/2" thick tempered glass.
- Legs are available in two materials, solid wood and extruded aluminum.
- Wood legs are offered in two species- walnut and maple and can be finished with all Nienkämper stains and top coats.
- Aluminum legs are offered standard in silver anodizing but mirror polish and all Nienkämper anodizing colors are offered by request at time of order.
- The support rail beneath the Cern table or desk is finished in silver anodized aluminum (AL-01) with polished aluminum corners.
- A SIMPLE Forum can be integrated into the rail to meet power, data, or AV requirements.
- A maximum capacity of two cables (one for power cord, one for data cord) can exit through one leg.
- A clearance channel 1/2" x 1/2" runs down length of leg for cables.
- An upcharge of \$630 list per leg is to be added if cable management is required through the leg.
- For tables with two or more SIMPLE Forums, a cable conduit is required.

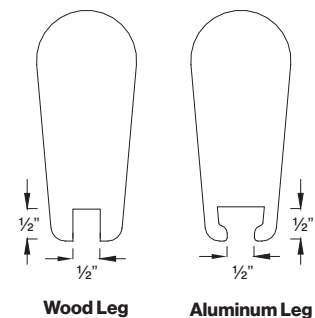


Vox® SIMPLE Forum & wire management



Desk with Vox® SIMPLE Forum & Vuelo high back chair

### Cable Capacity



Wood Leg

Aluminum Leg

# CERN DESK

## RECTANGULAR WITH SOFT (3"RADIUS) CORNERS & PARTIAL MODESTY

Design - fig40

Specify edge type: add the two letter code after the model number


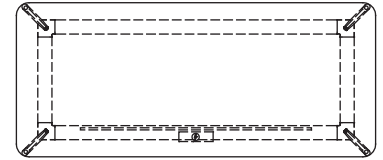


Table Heights:

29"H (Glass); 29 3/4"H (Veneer / Laminate)



L"	X	D"	Top Finish	Top Sections	ALUMINUM LEGS		WOOD LEGS	
					Model Number	List Price	Model Number	List Price
<b>Modesty Panel 24"L</b>								
48	24	Glass	1	39353	6,385	39341	7,700	
48	24	Veneer	1	39353/2	6,340	39341/2	7,655	
48	24	Laminate	1	39353/5	5,925	39341/5	7,235	
<b>Modesty Panel 36"L</b>								
60	24	Glass	1	39354	6,850	39342	8,160	
60	24	Veneer	1	39354/2	6,665	39342/2	7,975	
60	24	Laminate	1	39354/5	6,150	39342/5	7,465	
60	30	Glass	1	39355	7,340	39343	8,640	
60	30	Veneer	1	39355/2	6,995	39343/2	8,320	
60	30	Laminate	1	39355/5	6,345	39343/5	7,660	
60	36	Glass	1	39356	7,815	39344	9,115	
60	36	Veneer	1	39356/2	7,385	39344/2	8,700	
60	36	Laminate	1	39356/5	6,545	39344/5	7,865	
<b>Modesty Panel 48"L</b>								
72	24	Glass	1	39357	7,660	39345	8,990	
72	24	Veneer	1	39357/2	7,415	39345/2	8,740	
72	24	Laminate	1	39357/5	6,765	39345/5	8,085	
72	30	Glass	1	39358	8,220	39346	9,545	
72	30	Veneer	1	39358/2	7,845	39346/2	9,165	
72	30	Laminate	1	39358/5	6,995	39346/5	8,320	
72	36	Glass	1	39359	8,785	39347	10,100	
72	36	Veneer	1	39359/2	8,210	39347/2	9,535	
72	36	Laminate	1	39359/5	7,215	39347/5	8,540	
<b>Modesty Panel 54"L</b>								
84	30	Glass	1	39360	8,770	39348	10,090	
84	30	Veneer	1	39360/2	8,225	39348/2	9,550	
84	30	Laminate	1	39360/5	7,230	39348/5	8,555	
84	36	Glass	1	39361	9,415	39349	10,735	
84	36	Veneer	1	39361/2	8,540	39349/2	9,855	
84	36	Laminate	1	39361/5	7,490	39349/5	8,820	
<b>Modesty Panel 66"L</b>								
96	30	Glass	1	39362	9,670	39350	10,990	
96	30	Veneer	1	39362/2	9,070	39350/2	10,385	
96	30	Laminate	1	39362/5	7,910	39350/5	9,235	
96	36	Glass	1	39363	10,395	39351	11,725	
96	36	Veneer	1	39363/2	9,360	39351/2	10,690	
96	36	Laminate	1	39363/5	8,180	39351/5	9,515	
<b>Modesty Panel 78"L</b>								
108	36	Glass	1	39364	11,015	39352	12,335	
108	36	Veneer	1	39364/2	9,765	39352/2	11,085	
108	36	Laminate	1	39364/5	8,475	39352/5	9,795	

### Standard Features:

- Modesty panels are 1/2" thick and are available in all standard veneers and laminates.
- Modesty panels hang 11" below underside of the desk top.
- Tops: 1/2" thick low iron, clear tempered glass or 1/4" thick MDF with veneer or plastic laminate surface.
- Only single section tops are offered in 1/2" thick tempered glass.
- Legs are available in two materials, solid wood and extruded aluminum.
- Wood legs are offered in two species- walnut and maple and can be finished with all Nienkämper stains and top coats.
- Aluminum legs are offered standard in silver anodizing but mirror polish and all Nienkämper anodizing colors are offered by request at time of order.
- The support rail beneath the Cern table or desk is finished in silver anodized aluminum (AL-01) with polished aluminum corners.
- A SIMPLE Forum can be integrated into the rail to meet power, data, or AV requirements.
- A maximum capacity of two cables (one for power cord, one for data cord) can exit through one leg.
- A clearance channel 1/2" x 1/2" runs down length of leg for cables.
- An upcharge of \$630 list per leg is to be added if cable management is required through the leg.
- For tables with two or more SIMPLE Forums, a cable conduit is required.



Desk with partial modesty panel



# TERMS AND CONDITIONS OF SALE

---

## PRICES

All prices are list prices, freight included, blanket-wrapped, dock delivered, from the manufacturing source to any location in the contiguous United States.

Brokerage is paid by Nienkämper for product shipped to the United States.

Due to existing conditions in regard to cost of labor and materials, we reserve the right to change prices without notice.

## TERMS

Net 30 days from date of invoice to accredited buyers. Two per cent (2%) interest charged monthly on overdue accounts. Deposit of 50% is required with order. Terms will be established upon credit evaluation. Due to delays in processing references, first orders may be treated as C.B.D. orders.

## ORDER CONFIRMATION

Orders are accepted upon issuance of our order confirmation and are subject to the terms set forth therein; notwithstanding any variance from the terms of the buyer's order form.

Nienkämper is not liable for any delay or failure to deliver caused by labor or transportation difficulties, accidents, acts of God, failure of sources of supply, or other causes beyond our control, and changes will affect the delivery date.

## CHANGE OF ORDERS OR CANCELLATIONS

Changes or cancellations are subject to our ability to conform. A charge will be levied against cancelled or changed orders based on costs already incurred by Nienkämper. All changes must be in writing and submitted on a revised purchase order. Changes will affect the delivery date.

## STORAGE

If goods cannot be accepted when ready, we may transfer them to storage (which is to be deemed as delivery for invoice purposes). The customer accepts risks and will be charged at prevailing rates.

## FREIGHT

Prices include freight charges, blanket-wrapped, dock delivered, from the manufacturing source to any location in the contiguous United States. Packing and/or crating are available, if required, upcharges apply.

## CLAIMS

All furniture is given to the carrier and signed for in good condition. It is the responsibility of the receiver to sign for the goods in the presence of the carrier and note the condition in which they are received. Freight claims should be filed with the carrier.

## WARRANTY

There are no express or implied warranties, conditions and obligations of the manufacturer, whether statutory or otherwise that extend beyond the description on the face hereof. Our furniture is made to the highest standard and is warranted free from defects of material and workmanship for five years from the date of delivery. During the warranty period we will repair or replace such merchandise as shall prove to be defective, during normal usage in accordance with manufacturer's specifications. The manufacturer shall not be liable for defect wholly attributable to normal manufacturing process. Replacement or repair of the Product shall be the sole remedy of the Customer, and the manufacturer shall not be liable for any direct, indirect, incidental, or consequential loss or damage suffered by the Customer by reason of any defect in workmanship or manufacture of the Product or inability to use the Product. Moreover, this warranty does not cover accidental damage, abuse, alteration, ordinary wear and tear of Goods, negligence and misuse nor variations over which we have no control such as heat or humidity or damage to which the Goods are connected that is not attributable to the failure of the goods themselves. This warranty is null and void when the product is installed with hardware other than that supplied and/or when installed differently than recommended in the installation guide. Modification to the product or hardware may result in failure of the product and cause damage and/or injury.

## WOOD FINISHES

Nienkämper offers a wide variety of standard light finishes on cherry, mahogany and figured anagré wood veneers, and a clear natural finish on figured anagré, figured sycamore, maple, bird's eye maple and curly maple.

Light finishes do not mask the grain and other characteristics of each wood species. It is important to understand that pieces of the same type of wood will not look identical when a light finish is used. The appearance of the finish will also depend on the natural color of the veneer. Cherry darkens over time as the wood ages. Pin knots and gum pockets are inherent traits.

Wood is a naturally variable raw material; its variances are not within the furniture manufacturer's control and are therefore not considered defects under this warranty.