

nienkämpfer

MEETING TABLES

METRONOME FLIPTOP



2026

Prices include freight charges, blanket wrapped, dock delivered, from the manufacturing source to any location in the contiguous United States. Packing and/or crating are available, if required, upcharges apply.

veneers

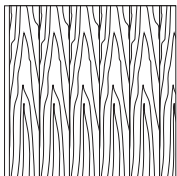
All wood surfaces are protected with a durable polyurethane clear lacquer with UV inhibitor. This finish is known for its exceptional durability, as well as abrasion, chemical, impact and scratch resistance. Standard sheen level is 45 degrees. Optional matte, 5, 10 and 35 degree sheen levels are available on request at no additional cost.

Wood Species	Order Code	Veneer/Stain	Upcharge
Maple	F-01	Natural Maple	No upcharge applies.
	F-02	Natural Curly Maple - Rotary Cut	Add 15%.
	F-03	Natural Bird's Eye Maple - Rotary Cut	Call Customer Service for pricing.
	F-04	Maple Stained Pear	No upcharge applies.
Cherry	F-05	Natural Cherry	No upcharge applies.
	F-06	Standard Cherry	No upcharge applies.
	F-07	Cherry Stained Amber	No upcharge applies.
	F-08	Cherry Stained Auburn	No upcharge applies.
	F-09	Cherry Stained Burgundy	No upcharge applies.
Mahogany	F-10	Light Mahogany	No upcharge applies.
	F-11	Medium Mahogany	No upcharge applies.
	F-12	Dark Mahogany	No upcharge applies.
	F-13	Red Mahogany	No upcharge applies.
Anagre	F-14	Natural Figured Anagre - Qtr. Cut Book-Match	Add 15%.
	F-15	Figured Anagre Stained Amber - Qtr. Cut Book-Match	Add 15%.
Sycamore	F-16	Natural Figured Sycamore - Qtr. Cut Book-Match	Add 15%.
Walnut	F-17	Burnt Walnut	No upcharge applies.
	F-19	Natural Walnut- Flat Cut Book-Match	No upcharge applies.
	F-19FM	Natural Walnut- Flat Cut Book-Match (matte sheen)	No upcharge applies.
	F-27F	Creamy Walnut- Flat Cut Book-Match (10° sheen)	No upcharge applies.
	F-27R	Creamy Walnut - Rift Cut Slip-Match (10° sheen)	Add 5%
	F-28	Tawny Walnut	No upcharge applies.
	F-31FM	Autumn Walnut- Flat Cut Book-Match (matte sheen)	No upcharge applies.
	F-31RM	Autumn Walnut - Rift Cut Slip-Match (matte sheen)	Add 5%
Oak	F-18F	Natural White Oak - Flat Cut Book-Match (10° sheen)	No upcharge applies.
	F-18R	Natural White Oak - Rift Cut Slip-Match (10° sheen)	Add 5%
	F-26	Charcoal Ash On Oak- Flat Cut Book- Match (10° sheen)	No upcharge applies.
	F-29F	Smoky Oak - Flat Cut Book-Match	No upcharge applies.
	F-29R	Smoky Oak - Rift Cut Slip-Match	Add 5%
	F-29FM	Smoky Oak - Flat Cut Book-Match (matte sheen)	No upcharge applies.
	F-29RM	Smoky Oak - Rift Cut Slip-Match (matte sheen)	Add 5%
	F-30FM	Whisper White Oak - Flat Cut Book-Match (matte sheen)	No upcharge applies.
	F-30RM	Whisper White Oak - Rift Cut Slip-Match (matte sheen)	Add 5%
	F-32FM	Cotton White Oak - Flat Cut Book-Match (matte sheen)	No upcharge applies.
F-32RM	Cotton White Oak - Rift Cut Slip-Match (matte sheen)	Add 5%	
Sapele – Ribbon Stripe	F-20	Natural Ribbon Strip Sapele - Qtr. Cut Slip-Match	No upcharge applies.
Moabi (Cherry substitute)	F-21	Natural Moabi - Quarter - Qtr. Cut Book-Match	No upcharge applies.
Cape Coast Walnut	F-22	Dark Cape Coast Walnut - Qtr. Cut Slip-Match	No upcharge applies.
	F-23	Natural Cape Coast Walnut - Qtr. Cut Slip-Match	No upcharge applies.
	F-23	Natural Cape Coast Walnut - Qtr. Cut Slip-Match	No upcharge applies.
Ash	F-25	Slate Gray Ash - Qtr. Cut Slip-Match	No upcharge applies.

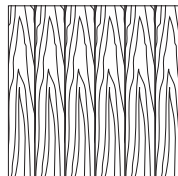
veneER GRAIN OPTIONS

Nienkämper products utilize the best quality veneers available, and, combined with Nienkämper's patented veneering systems, create work environments of incredible quality and beauty.


All veneer furniture comes standard with flat cut book-match veneer; flat cut slip-match veneer can also be specified. Quarter cut slip-match and quarter cut book-match veneers are available at a 5% upcharge. Figured Anagre and Figured Sycamore veneers are Quarter cut book-matched. Bird's Eye Maple and Curly Maple are rotary cut. Facet Edge, Taper edge, Flowform, Camber and Self edge tops with veneer are manufactured with a solid wood edge. All edges are then veneer wrapped to create a seamless profile top.




Standard V1
Flat Cut Book-Match



Flat Cut Slip-Match V2



Quarter Cut Slip-Match V3
Add 5%



Quarter Cut Book-Match V4
Add 5%

P-LAM

Wood grain plastic laminate surfaces are available on table tops with Facet, Taper and Self edges.

These tops are manufactured with a solid wood edge that is applied prior to the laminate top surface. This method conceals the thickness of the wood edge, while providing the durability required. Wood edges are selected that most closely resemble both the species and the color of the laminate chosen

Nienkämper has pre-selected a number of standard wood grain plastic laminates that represent a cross section of both color and species. Simply include the order code with the model number to make these selections. Alternatively wood grain plastic laminates selected outside of Nienkämper's standard selection can be made by specifying the manufacturer as well as the description and model number of the laminate at the time of order.

Wood Grain Plastic Laminate Surfaces	Order Code	Manufacturer #	Finish
Hardrock Maple	WL2	Pionite WM791-SD	Textured/Suede
Monticello Maple	WL5	Wilsonart 7925-38	Fine Velvet Texture
Fusion Maple	WL13	Wilsonart 7909-60	Matte
New Age Oak	WL14	Wilsonart 7938-38	Fine Velvet Texture
Wild Cherry	WL18	Wilsonart 7054-60	Matte
River Cherry	WL19	Wilsonart 7937-38	Fine Velvet Texture
Montana Walnut	WL20	Wilsonart 7110T-78	Fine Grain
Skyline Walnut	WL26	Wilsonart 7964K-12	Soft Grain
Continental Walnut	WL-29	Wilsonart 8232K-05	Timbergrain
Neo Walnut	WL-30	Wilsonart 7991-38	Fine Velvet Texture
Walnut Heights	WL-31	Wilsonart 7965K-12	Soft Grain
Grayed Oak	WL-32	Formica 5791-PG	Pure Grain Texture
Millennium Oak	WL-33	Formica 5887-58	Matte
Aged Ash	WL-34	Formica 8844-WR	Woodbrush
Lowell Ash	WL-35	Wilsonart 7994-38	Fine Velvet Texture
Natural Ash	WL-36	Formica 8843-WR	Woodbrush
Norwegian Ash	WL-37	Wilsonart 8241-38	Fine Velvet Texture
Weathered Ash	WL-38	Formica 8842-WR	Woodbrush
Smoky Brown Pear	WL-39	Formica 5488-26	Oiled Wood
Studio Teak	WL-40	Wilsonart 7960K-18	Linearity
Fawn Cypress	WL-41	Wilsonart 8208K-16	Casual Rustic
Landmark Wood	WL-42	Wilsonart 7981K-12	Soft Grain
Natural Cerise	WL-43	Formica 8863-58	Matte
Natural Recon	WL-44	Wilsonart 7996-38	Fine Velvet Texture
Pecan Woodline	WL-45	Formica 5883-58	Matte

To specify the wood grain laminate required simply add the Order Code WL_ to the model number of the product.

Samples and specific technical data is available from your local sales representative or by contacting Nienkämper's Customer Service department at **800.668.9318**.

P-LAM

COLORED P-LAM


Both Taper and Self edge profiles are available with a colored laminate top.

Laminate edging on Taper tops. Edging will match the top surface and is applied before the surface laminate. By applying the laminate in this way, the seam is positioned horizontally, which makes it much less conspicuous and more durable.


Wood edging on Self and Taper Edge tops are applied before the laminate. By applying the wood edge in this way, the wood edge thickness is concealed, while providing the durability required. Wood species and finishes for edging can be selected from page 8.

For laminates specified outside of Nienkämper's standard selection, specify the manufacturer as well as the description and model number of the laminate selected at the time of order. For Facet edge tops, the laminate must be a post-forming grade.

Translucent edging on Self and Taper edge tops is applied after the surface laminate. The translucent edge is very durable. Clear translucent edge provides a good match with most white-colored laminates, while a silver translucent edge provides a metallic look and contrast to colored plastic laminates.




P-Lam top & Self edge



P-Lam top & Translucent Self edge



Wood Grain P-Lam top & silver Translucent Self edge



P-Lam top & solid wood Facet edge

*An unavoidable, thin dark line will be visible when specifying a matching p.lam edge. This is more pronounced with light colored laminates

Colored Plastic Laminates Surface	Order Code	Manufacturer #	Finish
Gray (Nienkämper - Light Gray/Putty)	CL-01	Wilsonart 1500-60	Matte
Platinum Gray (Nienkämper - Medium Gray/Clay)	CL-02	Nevamar S6023T	Textured
Slate Grey (Nienkämper - Dark Gray)	CL-03	Wilsonart D91-60	Matte
Black	CL-04	Wilsonart 1595-60	Matte
Angel White	CL-05	Pionite SW-826SD	Textured/ Suede
Frosty White	CL-06	Wilsonart 1573-60	Matte
White (for writable surface)	Contact customer service for details 800.668.9318		Gloss

Add the order code behind the edge profile when specifying.

P-LAM

FINGERPRINT RESISTANT P-LAM

Fingerprint Resistant Plastic Laminate is an innovative material created for interior design applications and is suitable for both vertical and horizontal interior applications on our Nienkämper furniture.

The external surface of Fingerprint Resistant Plastic Laminate involves the use of nanotechnology made possible by next generation acrylic resins.

The unique composition offers extraordinary features coupled with a unique user experience. These include an ultra matte surface (eliminating glare), an ultra sofa feel, an anti-fingerprint surface, thermal healing of micro-scratches, increased durability as well as anti-bacterial and mold-resistant properties.

Edgeband matching all Fingerprint Resistant Plastic Laminate colors is only available when specifying a Taper edge. For Self edge tops 1" and 1 1/4" thick, matching edgeband are only available in Black (RL-01) and White (RL-03). When a matching edgeband is not available, the specified surface laminate is used on the edge. **Contact Customer Service for more details 800.668-9318.**

There is a 20% upcharge on our standard plastic laminate table pricing for Fingerprint Resistant Plastic Laminate.

Colored "Fingerprint Resistant" Plastic Laminate Surface	Order Code	Finish
Black	RL-01	Matte
Gray	RL-02	Matte
White	RL-03	Matte
Sand	RL-04	Matte
Brown	RL-05	Matte
Clay	RL-06	Matte
Beige	RL-07	Matte
Ash	RL-08	Matte
Smoke	RL-09	Matte

Edgeband to Match with Colored "Fingerprint Resistant" Plastic Laminate	Thickness	Order Code
Black	3/4", 1", 1-1/4"	RE-01
Gray	3/4"	RE-02
White	3/4", 1", 1-1/4"	RE-03
Sand	3/4"	RE-04
Brown	3/4"	RE-05
Clay	3/4"	RE-06
Beige	3/4"	RE-07
Ash	3/4"	RE-08
Smoke	3/4"	RE-09

Powder Coat Paint Finish

Powder coat paint is a premium finish used for its exceptional durability and refined appearance. Applied as a dry powder and cured under heat, it forms a tough, uniform surface that resists chipping, scratching, and fading—ideal for commercial environments. Nienkämper offers a curated palette of 18 color variations to suit any project.



PC-01 Nienkämper Silver




PC-02 Champagne




PC-03 Light Bronze




PC-04 Standard (Dark) Bronze



PC-05 Metallic Silver




PC-06 Black Jack



PC-07 Warm White



PC-09 Red




PC-12 Cool White



PC-14 Pure Orange




PC-16 Lime



PC-17 Sky Blue




PC-18 Cobalt Blue




PC-22 Charcoal Gray (Matte)




PC-24 Matte Red Clay




PC-25 Cream



PC-26 Mulberry (Matte)



PC-27 Forest Green (Matte)



PC-28 Mustard (Matte)

METRONOME™ FLIPTOP TABLES

SURFACE SHAPES, EDGE & BASE DETAILS Design - Fig40

Top Shapes



Edges



Self Edge (SE)



Taper Edge (TE)



*Facet Edge (FE)



*Flowform Edge (FF)



*Camber Edge (CE)

*Not available with all tables

Dimensions

Top Depths:

24" / 30" / 36"

Top Lengths:

60", 66", 72", 78", 84", 90"

Top Thickness:

1" & 1¼"

Table Height:

29" for both 1" and 1¼" tops

Base:

18" base for 24" wide tops.

23" base for 30" wide tops.

29" base for 36" wide tops.

Table Height:

29" for both 1" and 1¼" tops.

Modesty Panel:

Available in all standard Nienkämper veneer & plastic laminate.

Top Finishes

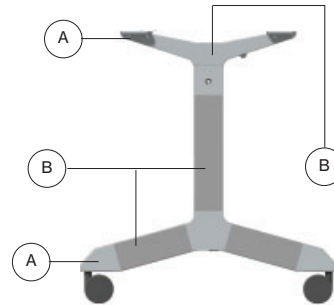
All standard Nienkämper veneers, stains and laminates available.

Standard Features

- Aluminum base and structure construction.
- Styling and finish to match the Metronome Conference line.
- Self locking hinges with central leather release pull tab.
- Unique flexible hinged modesty panel
- Powder coated paint and mirror polish base finishes.
- All standard veneers and laminates available.
- Self edge standard.
- Locking, soft tread casters.
- Tables are compatible with Vox® M-Series and various SIMPLE Forums

Base Finishes

Metronome™ FlipTop Tables are offered in a variety of finish options. Finishes can be matching or mixed to create a unique combination.



A: AL-07 mirror polish

B: AL-07 mirror polish

Or

anodized

AL-01 silver

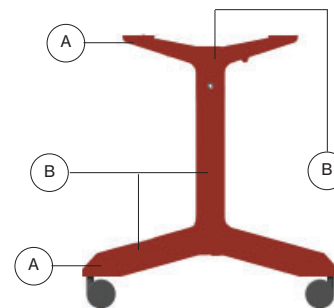
AL-02 champagne

AL-03 light bronze

AL-04 bronze

AL-06 black

A & B in powder coat paint finish, see below options:



PC-01 Silver

PC-02 Champagne

PC-03 Light Bronze

PC-04 Bronze

PC-06 Black

PC-07 Warm White

PC-09 Red

Metronome FlipTop Table base in red powder coat finish PC-09

For tables with powder-coat bases, the list price is the same as for anodized bases. To specify a powder-coat finish, use the model number of the anodized base and add "PC" at the end.

For example: 30662PC/2 refers to a 60"L x 24"W x 29"H Metronome™ FlipTop table with a 1"-thick top and flush bases in a powder-coat finish

Note: Stretcher rails are always silver anodized finish

Optional Features

Power/data AV solution, modesty panel, ganging hardware, wire management and flush or inset leg placement with locking casters.

METRONOME™ FLIPTOP TABLES

BASE CONSTRUCTION Design - Fig40

Aluminum is used exclusively in the base construction, providing a high percentage of recycled content and allowing all components to be fully recyclable.

Each table rolls on four 3" diameter swivel-and-lock casters. The base, hinge, stretcher rail, pull tab, and casters are all integrated into a unified base structure.

Bases can be specified in anodized aluminum with polished castings, fully polished, or fully powder-coated finishes. They are connected by an aluminum stretcher rail, supplied in a standard anodized silver finish.

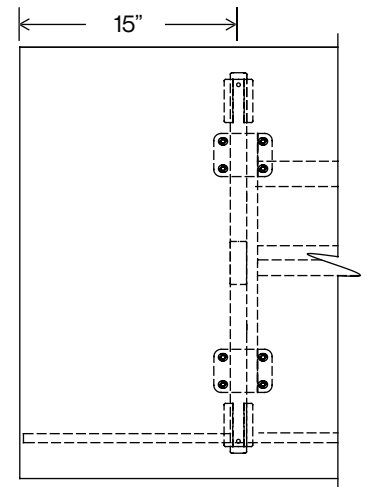
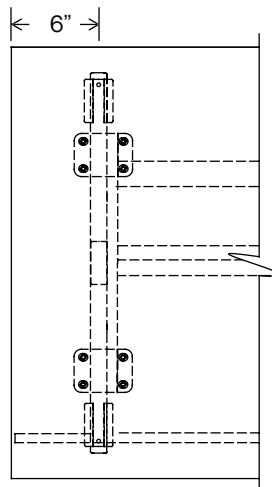


Base Position

Bases for rectangular tables are available in two positions: flush and inset.

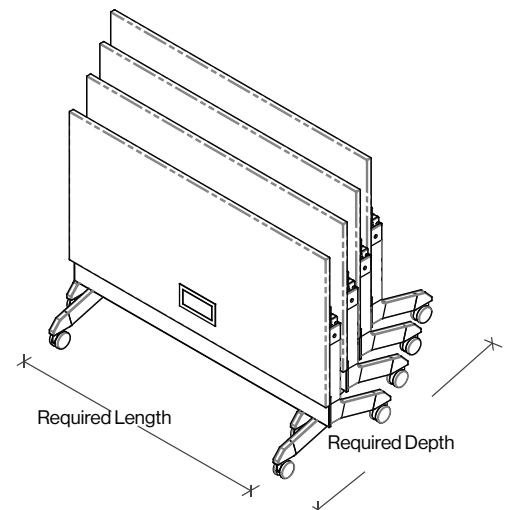
The flush leg position provides maximum knee clearance when multiple tables are ganged together.

The inset leg position maximizes seating capacity when tables are ganged, allowing users to sit comfortably at the table seams.



Storage Requirements

Table Length	2 Tables	4 Tables	6 Tables	8 Tables	10 Tables	12 Tables
floor space required when nested for table depths of 24", 30" and 36" (L" x D")						
60"	34 x 63	49 x 69	65 x 75	80 x 81	95 x 87	111 x 93
66"	34 x 69	49 x 75	65 x 81	80 x 87	95 x 93	111 x 99
72"	34 x 75	49 x 81	65 x 87	80 x 93	95 x 99	111 x 105
78"	34 x 81	49 x 87	65 x 93	80 x 99	95 x 105	111 x 111
84"	34 x 87	49 x 93	65 x 99	80 x 105	95 x 111	111 x 117
90"	34 x 93	49 x 99	65 x 105	80 x 111	95 x 117	111 x 123



METRONOME™ FLIPTOP TABLES


CONNECTIVITY & WIRE MANAGEMENT Design - Fig40

Metronome™ FlipTop can be specified with a range of connectivity devices to suit most technology and price point requirements.

For connectivity device details and pricing visit www.nienkamper.com or contact customer service at **800.668.9318**.



SIMPLE PopUp
Forum



SIMPLE Forum



Vox® M-Forum

Wire Management

Tables that include connectivity devices are equipped with cable clips that are fixed to both the underside of the top and the base. Cables may be routed to either base according to user needs.



METRONOME™ FLIPTOP TABLES

HALF ROUND Design - Fig40



Tables shown on this page are standard with Metronome base, locking casters.

Top is 1" thick for self edge and 1¼" thick for profile edges.

Wood tables have 1/8" solid wood self edge. P-Lam tables have 1/8" translucent edge.

Specify edge type; add the two letter code after the model number.



Self Edge (SE)



Taper Edge (TE)



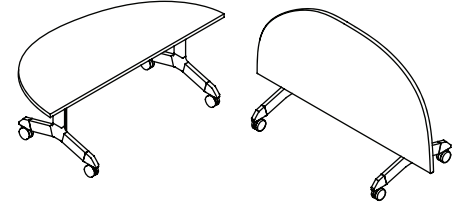
Facet Edge (FE)



Flowform Edge "FF"
5% upcharge
laminate not available



Camber Edge "CE"
5% upcharge
laminate not available



Profile edge located on curved user side only-
all other sides are self edge.

Note: For powder coat base, please use model # of anodized bases and add "PC" at the end, e.g. 30662PC/2.

1" TOP (SELF EDGE)

1¼" TOP (TAPER, FACET, FLOW FORM, CAMBER EDGE)

L"	X	W"	X	H"	Top Finish	ANODIZED		POLISHED		ANODIZED		POLISHED	
						Model No.	List Price	Model No.	List Price	Model No.	List Price	Model No.	List Price
48		24		29	Wood	31079/2	3,015	31076/2	3,440	31085/2	3,015	31082/2	3,440
48		24		29	P-Lam	31079/5	2,585	31076/5	3,000	31085/5	2,585	31082/5	3,000
60		30		29	Wood	31080/2	3,700	31077/2	4,115	31086/2	3,700	31083/2	4,115
60		30		29	P-Lam	31080/5	3,065	31077/5	3,475	31086/5	3,065	31083/5	3,475
60		36		29	Wood	31081/2	3,935	31078/2	4,345	31087/2	3,935	31084/2	4,345
60		36		29	P-Lam	31081/5	3,280	31078/5	3,695	31087/5	3,280	31084/5	3,695

METRONOME™ FLIPTOP TABLES

RECTANGLE Design - Fig40



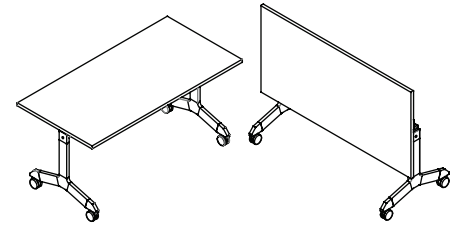
Tables shown on this page are standard with Metronome base, locking casters, no modesty panel and 1" thick top.

Wood tables with self edge have 1/8" solid wood self edge. P-Lam tables have 1/8" translucent edge.

Specify edge type; add the two letter code after the model number.



Self Edge "SE"



Note: For powder coat base, please use model # of anodized bases and add "PC" at the end, e.g. 30662PC/2.

1" TOP

L"	X	W"	X	H"	Top Finish	FLUSH BASES				INSET BASES			
						ANODIZED		POLISHED		ANODIZED		POLISHED	
						Model No.	List Price	Model No.	List Price	Model No.	List Price	Model No.	List Price
60	24	29	Wood	30662/2	3,435	30644/2	3,845	30698/2	3,435	30680/2	3,845		
60	24	29	P-Lam	30662/5	2,920	30644/5	3,335	30698/5	2,920	30680/5	3,335		
66	24	29	Wood	30663/2	3,580	30645/2	3,970	30699/2	3,580	30681/2	3,970		
66	24	29	P-Lam	30663/5	3,000	30645/5	3,420	30699/5	3,000	30681/5	3,420		
72	24	29	Wood	30664/2	3,695	30646/2	4,110	30700/2	3,695	30682/2	4,110		
72	24	29	P-Lam	30664/5	3,075	30646/5	3,495	30700/5	3,075	30682/5	3,495		
78	24	29	Wood	30665/2	3,825	30647/2	4,240	30701/2	3,825	30683/2	4,240		
78	24	29	P-Lam	30665/5	3,140	30647/5	3,570	30701/5	3,140	30683/5	3,570		
84	24	29	Wood	30666/2	3,950	30648/2	4,360	30702/2	3,950	30684/2	4,360		
84	24	29	P-Lam	30666/5	3,225	30648/5	3,630	30702/5	3,225	30684/5	3,630		
90	24	29	Wood	30667/2	4,080	30649/2	4,490	30703/2	4,080	30685/2	4,490		
90	24	29	P-Lam	30667/5	3,285	30649/5	3,700	30703/5	3,285	30685/5	3,700		
60	30	29	Wood	30668/2	3,700	30650/2	4,115	30704/2	3,700	30686/2	4,115		
60	30	29	P-Lam	30668/5	3,065	30650/5	3,475	30704/5	3,065	30686/5	3,475		
66	30	29	Wood	30669/2	3,850	30651/2	4,280	30705/2	3,850	30687/2	4,280		
66	30	29	P-Lam	30669/5	3,140	30651/5	3,570	30705/5	3,140	30687/5	3,570		
72	30	29	Wood	30670/2	4,015	30652/2	4,440	30706/2	4,015	30688/2	4,440		
72	30	29	P-Lam	30670/5	3,230	30652/5	3,635	30706/5	3,230	30688/5	3,635		
78	30	29	Wood	30671/2	4,170	30653/2	4,590	30707/2	4,170	30689/2	4,590		
78	30	29	P-Lam	30671/5	3,305	30653/5	3,725	30707/5	3,305	30689/5	3,725		
84	30	29	Wood	30672/2	4,330	30654/2	4,735	30708/2	4,330	30690/2	4,735		
84	30	29	P-Lam	30672/5	3,395	30654/5	3,815	30708/5	3,395	30690/5	3,815		
90	30	29	Wood	30673/2	4,475	30655/2	4,905	30709/2	4,475	30691/2	4,905		
90	30	29	P-Lam	30673/5	3,420	30655/5	3,835	30709/5	3,420	30691/5	3,835		
60	36	29	Wood	30674/2	3,935	30656/2	4,345	30710/2	3,935	30692/2	4,345		
60	36	29	P-Lam	30674/5	3,280	30656/5	3,695	30710/5	3,280	30692/5	3,695		
66	36	29	Wood	30675/2	4,095	30657/2	4,500	30711/2	4,095	30693/2	4,500		
66	36	29	P-Lam	30675/5	3,345	30657/5	3,760	30711/5	3,345	30693/5	3,760		
72	36	29	Wood	30676/2	4,330	30658/2	4,735	30712/2	4,330	30694/2	4,735		
72	36	29	P-Lam	30676/5	3,475	30658/5	3,895	30712/5	3,475	30694/5	3,895		
78	36	29	Wood	30677/2	4,460	30659/2	4,870	30713/2	4,460	30695/2	4,870		
78	36	29	P-Lam	30677/5	3,570	30659/5	3,965	30713/5	3,570	30695/5	3,965		
84	36	29	Wood	30678/2	4,595	30660/2	5,010	30714/2	4,595	30696/2	5,010		
84	36	29	P-Lam	30678/5	3,610	30660/5	4,035	30714/5	3,610	30696/5	4,035		
90	36	29	Wood	30679/2	4,825	30661/2	5,245	30715/2	4,825	30697/2	5,245		
90	36	29	P-Lam	30679/5	3,650	30661/5	4,075	30715/5	3,650	30697/5	4,075		

METRONOME™ FLIPTOP TABLES

RECTANGLE Design - Fig40



Tables shown on this page are standard with Metronome base, locking casters, no modesty panel and 1/4" thick top.

Wood tables with self edge have 1/8" solid wood self edge. P-Lam tables have 1/8" translucent edge.

Specify edge type; add the two letter code after the model number.



Self Edge (SE)



Taper Edge (TE)



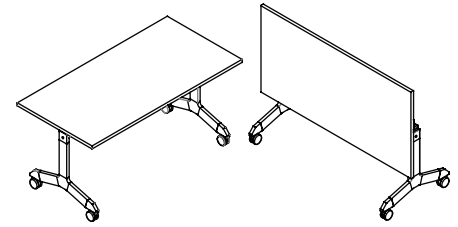
Facet Edge (FE)



Flowform Edge "FF"
5% upcharge
laminates not available



Camber Edge "CE"
5% upcharge
laminates not available



Profile edge located on user side only- all other sides are self edge.

Note: For powder coat base, please use model # of anodized bases and add "PC" at the end, e.g. 30662PC/2.

1/4" TOP

L"	X	W"	X	H"	Top Finish	FLUSH BASES				INSET BASES			
						ANODIZED		POLISHED		ANODIZED		POLISHED	
						Model No.	List Price	Model No.	List Price	Model No.	List Price	Model No.	List Price
60	24	29	Wood	30734/2	3,435	30716/2	3,845	30770/2	3,435	30752/2	3,845		
60	24	29	P-Lam	30734/5	2,920	30716/5	3,335	30770/5	2,920	30752/5	3,335		
66	24	29	Wood	30735/2	3,580	30717/2	3,970	30771/2	3,580	30753/2	3,970		
66	24	29	P-Lam	30735/5	3,000	30717/5	3,420	30771/5	3,000	30753/5	3,420		
72	24	29	Wood	30736/2	3,695	30718/2	4,110	30772/2	3,695	30754/2	4,110		
72	24	29	P-Lam	30736/5	3,075	30718/5	3,495	30772/5	3,075	30754/5	3,495		
78	24	29	Wood	30737/2	3,825	30719/2	4,240	30773/2	3,825	30755/2	4,240		
78	24	29	P-Lam	30737/5	3,140	30719/5	3,570	30773/5	3,140	30755/5	3,570		
84	24	29	Wood	30738/2	3,950	30720/2	4,360	30774/2	3,950	30756/2	4,360		
84	24	29	P-Lam	30738/5	3,225	30720/5	3,630	30774/5	3,225	30756/5	3,630		
90	24	29	Wood	30739/2	4,080	30721/2	4,490	30775/2	4,080	30757/2	4,490		
90	24	29	P-Lam	30739/5	3,285	30721/5	3,700	30775/5	3,285	30757/5	3,700		
60	30	29	Wood	30740/2	3,700	30722/2	4,115	30776/2	3,700	30758/2	4,115		
60	30	29	P-Lam	30740/5	3,065	30722/5	3,475	30776/5	3,065	30758/5	3,475		
66	30	29	Wood	30741/2	3,850	30723/2	4,280	30777/2	3,850	30759/2	4,280		
66	30	29	P-Lam	30741/5	3,140	30723/5	3,570	30777/5	3,140	30759/5	3,570		
72	30	29	Wood	30742/2	4,015	30724/2	4,440	30778/2	4,015	30760/2	4,440		
72	30	29	P-Lam	30742/5	3,230	30724/5	3,635	30778/5	3,230	30760/5	3,635		
78	30	29	Wood	30743/2	4,170	30725/2	4,590	30779/2	4,170	30761/2	4,590		
78	30	29	P-Lam	30743/5	3,305	30725/5	3,725	30779/5	3,305	30761/5	3,725		
84	30	29	Wood	30744/2	4,330	30726/2	4,735	30780/2	4,330	30762/2	4,735		
84	30	29	P-Lam	30744/5	3,395	30726/5	3,815	30780/5	3,395	30762/5	3,815		
90	30	29	Wood	30745/2	4,475	30727/2	4,905	30781/2	4,475	30763/2	4,905		
90	30	29	P-Lam	30745/5	3,420	30727/5	3,835	30781/5	3,420	30763/5	3,835		
60	36	29	Wood	30746/2	3,935	30728/2	4,345	30782/2	3,935	30764/2	4,345		
60	36	29	P-Lam	30746/5	3,280	30728/5	3,695	30782/5	3,280	30764/5	3,695		
66	36	29	Wood	30747/2	4,095	30729/2	4,500	30783/2	4,095	30765/2	4,500		
66	36	29	P-Lam	30747/5	3,345	30729/5	3,760	30783/5	3,345	30765/5	3,760		
72	36	29	Wood	30748/2	4,330	30730/2	4,735	30784/2	4,330	30766/2	4,735		
72	36	29	P-Lam	30748/5	3,475	30730/5	3,895	30784/5	3,475	30766/5	3,895		
78	36	29	Wood	30749/2	4,460	30731/2	4,870	30785/2	4,460	30767/2	4,870		
78	36	29	P-Lam	30749/5	3,570	30731/5	3,965	30785/5	3,570	30767/5	3,965		
84	36	29	Wood	30750/2	4,595	30732/2	5,010	30786/2	4,595	30768/2	5,010		
84	36	29	P-Lam	30750/5	3,610	30732/5	4,035	30786/5	3,610	30768/5	4,035		
90	36	29	Wood	30751/2	4,825	30733/2	5,245	30787/2	4,825	30769/2	5,245		
90	36	29	P-Lam	30751/5	3,650	30733/5	4,075	30787/5	3,650	30769/5	4,075		

METRONOME™ FLIPTOP TABLES

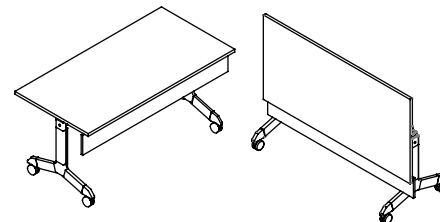
RECTANGLE WITH MODESTY PANEL Design - Fig40



Tables shown on this page are standard with Metronome base, locking casters, 5" tall modesty panel in matching finish and 1" thick top.

Wood tables with self edge have 1/8" solid wood self edge. P-Lam tables have 1/8" translucent edge.

Specify edge type; add the two letter code after the model number.



Self Edge "SE"

Note: For powder coat base, please use model # of anodized bases and add "PC" at the end, e.g. 30662PC/2.

1" TOP

L"	X	W"	X	H"	Top Finish	FLUSH BASES				INSET BASES			
						ANODIZED		POLISHED		ANODIZED		POLISHED	
						Model No.	List Price	Model No.	List Price	Model No.	List Price	Model No.	List Price
60	24	29	Wood	30518/2	4,070	30500/2	4,475	30554/2	4,070	30536/2	4,475		
60	24	29	P-Lam	30518/5	3,400	30500/5	3,820	30554/5	3,400	30536/5	3,820		
66	24	29	Wood	30519/2	4,250	30501/2	4,680	30555/2	4,250	30537/2	4,680		
66	24	29	P-Lam	30519/5	3,530	30501/5	3,955	30555/5	3,530	30537/5	3,955		
72	24	29	Wood	30520/2	4,455	30502/2	4,855	30556/2	4,455	30538/2	4,855		
72	24	29	P-Lam	30520/5	3,650	30502/5	4,075	30556/5	3,650	30538/5	4,075		
78	24	29	Wood	30521/2	4,680	30503/2	5,090	30557/2	4,680	30539/2	5,090		
78	24	29	P-Lam	30521/5	3,815	30503/5	4,225	30557/5	3,815	30539/5	4,225		
84	24	29	Wood	30522/2	4,890	30504/2	5,295	30558/2	4,890	30540/2	5,295		
84	24	29	P-Lam	30522/5	3,940	30504/5	4,350	30558/5	3,940	30540/5	4,350		
90	24	29	Wood	30523/2	5,095	30505/2	5,510	30559/2	5,095	30541/2	5,510		
90	24	29	P-Lam	30523/5	4,075	30505/5	4,480	30559/5	4,075	30541/5	4,480		
60	30	29	Wood	30524/2	4,335	30506/2	4,745	30560/2	4,335	30542/2	4,745		
60	30	29	P-Lam	30524/5	3,520	30506/5	3,940	30560/5	3,520	30542/5	3,940		
66	30	29	Wood	30525/2	4,560	30507/2	4,965	30561/2	4,560	30543/2	4,965		
66	30	29	P-Lam	30525/5	3,685	30507/5	4,090	30561/5	3,685	30543/5	4,090		
72	30	29	Wood	30526/2	4,770	30508/2	5,180	30562/2	4,770	30544/2	5,180		
72	30	29	P-Lam	30526/5	3,815	30508/5	4,225	30562/5	3,815	30544/5	4,225		
78	30	29	Wood	30527/2	5,020	30509/2	5,445	30563/2	5,020	30545/2	5,445		
78	30	29	P-Lam	30527/5	3,965	30509/5	4,390	30563/5	3,965	30545/5	4,390		
84	30	29	Wood	30528/2	5,265	30510/2	5,680	30564/2	5,265	30546/2	5,680		
84	30	29	P-Lam	30528/5	4,115	30510/5	4,535	30564/5	4,115	30546/5	4,535		
90	30	29	Wood	30529/2	5,505	30511/2	5,925	30565/2	5,505	30547/2	5,925		
90	30	29	P-Lam	30529/5	4,210	30511/5	4,615	30565/5	4,210	30547/5	4,615		
60	36	29	Wood	30530/2	4,610	30512/2	5,030	30566/2	4,610	30548/2	5,030		
60	36	29	P-Lam	30530/5	3,775	30512/5	4,190	30566/5	3,775	30548/5	4,190		
66	36	29	Wood	30531/2	4,855	30513/2	5,285	30567/2	4,855	30549/2	5,285		
66	36	29	P-Lam	30531/5	3,925	30513/5	4,335	30567/5	3,925	30549/5	4,335		
72	36	29	Wood	30532/2	5,130	30514/2	5,535	30568/2	5,130	30550/2	5,535		
72	36	29	P-Lam	30532/5	4,115	30514/5	4,535	30568/5	4,115	30550/5	4,535		
78	36	29	Wood	30533/2	5,505	30515/2	5,925	30569/2	5,505	30551/2	5,925		
78	36	29	P-Lam	30533/5	4,210	30515/5	4,615	30569/5	4,210	30551/5	4,615		
84	36	29	Wood	30534/2	5,655	30516/2	6,075	30570/2	5,655	30552/2	6,075		
84	36	29	P-Lam	30534/5	4,340	30516/5	4,765	30570/5	4,340	30552/5	4,765		
90	36	29	Wood	30535/2	5,920	30517/2	6,330	30571/2	5,920	30553/2	6,330		
90	36	29	P-Lam	30535/5	4,470	30517/5	4,900	30571/5	4,470	30553/5	4,900		

METRONOME™ FLIPTOP TABLES

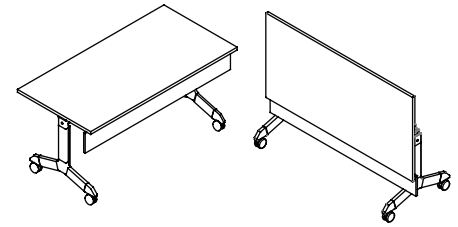
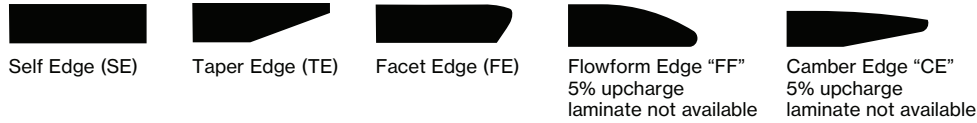
RECTANGLE WITH MODESTY PANEL Design - Fig40



Tables shown on this page are standard with Metronome base, locking casters, 5" tall modesty panel in matching finish and 1/4" thick top.

Wood tables with self edge have 1/8" solid wood self edge. P-Lam tables have 1/8" translucent edge.

Specify edge type; add the two letter code after the model number.



Profile edge located on user side only- all other sides are self edge.

Note: For powder coat base, please use model # of anodized bases and add "PC" at the end, e.g. 30662PC/2.

1/4" TOP

L"	X	W"	X	H"	Top Finish	FLUSH BASES				INSET BASES			
						ANODIZED		POLISHED		ANODIZED		POLISHED	
						Model No.	List Price	Model No.	List Price	Model No.	List Price	Model No.	List Price
60	24	29	Wood	30590/2	4,070	30572/2	4,475	30626/2	4,070	30608/2	4,475		
60	24	29	P-Lam	30590/5	3,400	30572/5	3,820	30626/5	3,400	30608/5	3,820		
66	24	29	Wood	30591/2	4,250	30573/2	4,680	30627/2	4,250	30609/2	4,680		
66	24	29	P-Lam	30591/5	3,530	30573/5	3,955	30627/5	3,530	30609/5	3,955		
72	24	29	Wood	30592/2	4,455	30574/2	4,855	30628/2	4,455	30610/2	4,855		
72	24	29	P-Lam	30592/5	3,650	30574/5	4,075	30628/5	3,650	30610/5	4,075		
78	24	29	Wood	30593/2	4,680	30575/2	5,090	30629/2	4,680	30611/2	5,090		
78	24	29	P-Lam	30593/5	3,815	30575/5	4,225	30629/5	3,815	30611/5	4,225		
84	24	29	Wood	30594/2	4,890	30576/2	5,295	30630/2	4,890	30612/2	5,295		
84	24	29	P-Lam	30594/5	3,940	30576/5	4,350	30630/5	3,940	30612/5	4,350		
90	24	29	Wood	30595/2	5,095	30577/2	5,510	30631/2	5,095	30613/2	5,510		
90	24	29	P-Lam	30595/5	4,075	30577/5	4,480	30631/5	4,075	30613/5	4,480		
60	30	29	Wood	30596/2	4,335	30578/2	4,745	30632/2	4,335	30614/2	4,745		
60	30	29	P-Lam	30596/5	3,520	30578/5	3,940	30632/5	3,520	30614/5	3,940		
66	30	29	Wood	30597/2	4,560	30579/2	4,965	30633/2	4,560	30615/2	4,965		
66	30	29	P-Lam	30597/5	3,685	30579/5	4,090	30633/5	3,685	30615/5	4,090		
72	30	29	Wood	30598/2	4,770	30580/2	5,180	30634/2	4,770	30616/2	5,180		
72	30	29	P-Lam	30598/5	3,815	30580/5	4,225	30634/5	3,815	30616/5	4,225		
78	30	29	Wood	30599/2	5,020	30581/2	5,445	30635/2	5,020	30617/2	5,445		
78	30	29	P-Lam	30599/5	3,965	30581/5	4,390	30635/5	3,965	30617/5	4,390		
84	30	29	Wood	30600/2	5,265	30582/2	5,680	30636/2	5,265	30618/2	5,680		
84	30	29	P-Lam	30600/5	4,115	30582/5	4,535	30636/5	4,115	30618/5	4,535		
90	30	29	Wood	30601/2	5,505	30583/2	5,925	30637/2	5,505	30619/2	5,925		
90	30	29	P-Lam	30601/5	4,210	30583/5	4,615	30637/5	4,210	30619/5	4,615		
60	36	29	Wood	30602/2	4,610	30584/2	5,030	30638/2	4,610	30620/2	5,030		
60	36	29	P-Lam	30602/5	3,775	30584/5	4,190	30638/5	3,775	30620/5	4,190		
66	36	29	Wood	30603/2	4,855	30585/2	5,285	30639/2	4,855	30621/2	5,285		
66	36	29	P-Lam	30603/5	3,925	30585/5	4,335	30639/5	3,925	30621/5	4,335		
72	36	29	Wood	30604/2	5,130	30586/2	5,535	30640/2	5,130	30622/2	5,535		
72	36	29	P-Lam	30604/5	4,115	30586/5	4,535	30640/5	4,115	30622/5	4,535		
78	36	29	Wood	30605/2	5,505	30587/2	5,925	30641/2	5,505	30623/2	5,925		
78	36	29	P-Lam	30605/5	4,210	30587/5	4,615	30641/5	4,210	30623/5	4,615		
84	36	29	Wood	30606/2	5,655	30588/2	6,075	30642/2	5,655	30624/2	6,075		
84	36	29	P-Lam	30606/5	4,340	30588/5	4,765	30642/5	4,340	30624/5	4,765		
90	36	29	Wood	30607/2	5,920	30589/2	6,330	30643/2	5,920	30625/2	6,330		
90	36	29	P-Lam	30607/5	4,470	30589/5	4,900	30643/5	4,470	30625/5	4,900		

METRONOME™ FLIPTOP TABLES

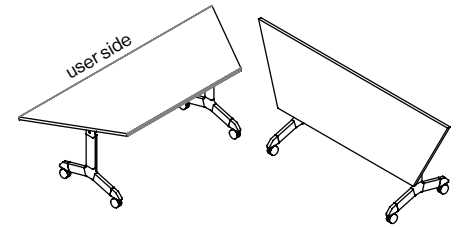
TRAPEZOID Design - Fig40



Tables shown on this page are standard with Metronome base, locking casters. Top is 1" thick for self edge and 1/4" thick for profile edges.

Wood tables have 1/8" solid wood self edge. P-Lam tables have 1/8" translucent edge. Specify edge type; add the two letter code after the model number.

Specify edge type; add the two letter code after the model number.



Profile edge located on user side only- all other sides are self edge.

Note: For powder coat base, please use model # of anodized bases and add "PC" at the end, e.g. 30662PC/2.

1" TOP (SELF EDGE)

1/4" TOP (TAPER, FACET, FLOW FORM, CAMBER EDGE)

L"	X	W"	X	H"	Top Finish	ANODIZED		POLISHED		ANODIZED		POLISHED	
						Model No.	List Price	Model No.	List Price	Model No.	List Price	Model No.	List Price
60	24	29			Wood	30842/2	3,775	30824/2	4,190	30914/2	3,775	30896/2	4,190
60	24	29			P-Lam	30842/5	3,225	30824/5	3,630	30914/5	3,225	30896/5	3,630
66	24	29			Wood	30843/2	3,930	30825/2	4,340	30915/2	3,930	30897/2	4,340
66	24	29			P-Lam	30843/5	3,300	30825/5	3,720	30915/5	3,300	30897/5	3,720
72	24	29			Wood	30844/2	4,065	30826/2	4,470	30916/2	4,065	30898/2	4,470
72	24	29			P-Lam	30844/5	3,390	30826/5	3,810	30916/5	3,390	30898/5	3,810
78	24	29			Wood	30845/2	4,210	30827/2	4,615	30917/2	4,210	30899/2	4,615
78	24	29			P-Lam	30845/5	3,460	30827/5	3,860	30917/5	3,460	30899/5	3,860
84	24	29			Wood	30846/2	4,340	30828/2	4,765	30918/2	4,340	30900/2	4,765
84	24	29			P-Lam	30846/5	3,530	30828/5	3,955	30918/5	3,530	30900/5	3,955
90	24	29			Wood	30847/2	4,480	30829/2	4,910	30919/2	4,480	30901/2	4,910
90	24	29			P-Lam	30847/5	3,610	30829/5	4,035	30919/5	3,610	30901/5	4,035
60	30	29			Wood	30848/2	4,070	30830/2	4,475	30920/2	4,070	30902/2	4,475
60	30	29			P-Lam	30848/5	3,360	30830/5	3,800	30920/5	3,360	30902/5	3,800
66	30	29			Wood	30849/2	4,225	30831/2	4,650	30921/2	4,225	30903/2	4,650
66	30	29			P-Lam	30849/5	3,460	30831/5	3,860	30921/5	3,460	30903/5	3,860
72	30	29			Wood	30850/2	4,430	30832/2	4,830	30922/2	4,430	30904/2	4,830
72	30	29			P-Lam	30850/5	3,555	30832/5	3,960	30922/5	3,555	30904/5	3,960
78	30	29			Wood	30851/2	4,590	30833/2	5,005	30923/2	4,590	30905/2	5,005
78	30	29			P-Lam	30851/5	3,635	30833/5	4,065	30923/5	3,635	30905/5	4,065
84	30	29			Wood	30852/2	4,765	30834/2	5,170	30924/2	4,765	30906/2	5,170
84	30	29			P-Lam	30852/5	3,730	30834/5	4,155	30924/5	3,730	30906/5	4,155
90	30	29			Wood	30853/2	4,930	30835/2	5,345	30925/2	4,930	30907/2	5,345
90	30	29			P-Lam	30853/5	3,750	30835/5	4,170	30925/5	3,750	30907/5	4,170
60	36	29			Wood	30854/2	4,330	30836/2	4,735	30926/2	4,330	30908/2	4,735
60	36	29			P-Lam	30854/5	3,605	30836/5	4,015	30926/5	3,605	30908/5	4,015
66	36	29			Wood	30855/2	4,495	30837/2	4,925	30927/2	4,495	30909/2	4,925
66	36	29			P-Lam	30855/5	3,690	30837/5	4,095	30927/5	3,690	30909/5	4,095
72	36	29			Wood	30856/2	4,765	30838/2	5,170	30928/2	4,765	30910/2	5,170
72	36	29			P-Lam	30856/5	3,825	30838/5	4,240	30928/5	3,825	30910/5	4,240
78	36	29			Wood	30857/2	4,905	30839/2	5,310	30929/2	4,905	30911/2	5,310
78	36	29			P-Lam	30857/5	3,925	30839/5	4,335	30929/5	3,925	30911/5	4,335
84	36	29			Wood	30858/2	5,060	30840/2	5,475	30930/2	5,060	30912/2	5,475
84	36	29			P-Lam	30858/5	3,960	30840/5	4,375	30930/5	3,960	30912/5	4,375
90	36	29			Wood	30859/2	5,305	30841/2	5,730	30931/2	5,305	30913/2	5,730
90	36	29			P-Lam	30859/5	4,035	30841/5	4,445	30931/5	4,035	30913/5	4,445

METRONOME™ FLIPTOP TABLES

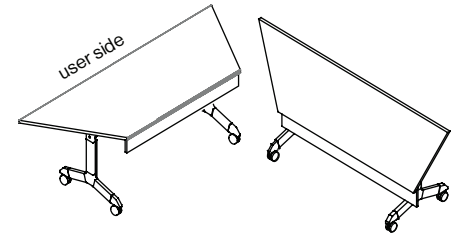
TRAPEZOID WITH MODESTY PANEL Design - Fig40



Tables shown on this page are standard with Metronome base, locking casters. Top is 1" thick for self edge and 1 1/4" thick for profile edges.

Wood tables have 1/8" solid wood self edge. P-Lam tables have 1/8" translucent edge. Specify edge type; add the two letter code after the model number.

Specify edge type; add the two letter code after the model number.



Profile edge located on user side only- all other sides are self edge.

Note: For powder coat base, please use model # of anodized bases and add "PC" at the end, e.g. 30662PC/2.

1" TOP (SELF EDGE)

1 1/4" TOP (TAPER, FACET, FLOW FORM, CAMBER EDGE)

L"	X	W"	X	H"	Top Finish	ANODIZED		POLISHED		ANODIZED		POLISHED	
						Model No.	List Price	Model No.	List Price	Model No.	List Price	Model No.	List Price
60	24	29			Wood	30806/2	4,470	30788/2	4,900	30878/2	4,470	30860/2	4,900
60	24	29			P-Lam	30806/5	3,740	30788/5	4,160	30878/5	3,740	30860/5	4,160
66	24	29			Wood	30807/2	4,685	30789/2	5,095	30879/2	4,685	30861/2	5,095
66	24	29			P-Lam	30807/5	3,895	30789/5	4,315	30879/5	3,895	30861/5	4,315
72	24	29			Wood	30808/2	4,900	30790/2	5,305	30880/2	4,900	30862/2	5,305
72	24	29			P-Lam	30808/5	4,035	30790/5	4,445	30880/5	4,035	30862/5	4,445
78	24	29			Wood	30809/2	5,140	30791/2	5,555	30881/2	5,140	30863/2	5,555
78	24	29			P-Lam	30809/5	4,190	30791/5	4,605	30881/5	4,190	30863/5	4,605
84	24	29			Wood	30810/2	5,370	30792/2	5,785	30882/2	5,370	30864/2	5,785
84	24	29			P-Lam	30810/5	4,335	30792/5	4,745	30882/5	4,335	30864/5	4,745
90	24	29			Wood	30811/2	5,615	30793/2	6,020	30883/2	5,615	30865/2	6,020
90	24	29			P-Lam	30811/5	4,475	30793/5	4,905	30883/5	4,475	30865/5	4,905
60	30	29			Wood	30812/2	4,770	30794/2	5,180	30884/2	4,770	30866/2	5,180
60	30	29			P-Lam	30812/5	3,860	30794/5	4,295	30884/5	3,860	30866/5	4,295
66	30	29			Wood	30813/2	4,995	30795/2	5,415	30885/2	4,995	30867/2	5,415
66	30	29			P-Lam	30813/5	4,045	30795/5	4,460	30885/5	4,045	30867/5	4,460
72	30	29			Wood	30814/2	5,245	30796/2	5,655	30886/2	5,245	30868/2	5,655
72	30	29			P-Lam	30814/5	4,190	30796/5	4,605	30886/5	4,190	30868/5	4,605
78	30	29			Wood	30815/2	5,525	30797/2	5,940	30887/2	5,525	30869/2	5,940
78	30	29			P-Lam	30815/5	4,365	30797/5	4,790	30887/5	4,365	30869/5	4,790
84	30	29			Wood	30816/2	5,790	30798/2	6,205	30888/2	5,790	30870/2	6,205
84	30	29			P-Lam	30816/5	4,510	30798/5	4,935	30888/5	4,510	30870/5	4,935
90	30	29			Wood	30817/2	6,055	30799/2	6,475	30889/2	6,055	30871/2	6,475
90	30	29			P-Lam	30817/5	4,615	30799/5	5,035	30889/5	4,615	30871/5	5,035
60	36	29			Wood	30818/2	5,075	30800/2	5,490	30890/2	5,075	30872/2	5,490
60	36	29			P-Lam	30818/5	4,155	30800/5	4,570	30890/5	4,155	30872/5	4,570
66	36	29			Wood	30819/2	5,345	30801/2	5,765	30891/2	5,345	30873/2	5,765
66	36	29			P-Lam	30819/5	4,315	30801/5	4,720	30891/5	4,315	30873/5	4,720
72	36	29			Wood	30820/2	5,635	30802/2	6,050	30892/2	5,635	30874/2	6,050
72	36	29			P-Lam	30820/5	4,510	30802/5	4,935	30892/5	4,510	30874/5	4,935
78	36	29			Wood	30821/2	6,055	30803/2	6,475	30893/2	6,055	30875/2	6,475
78	36	29			P-Lam	30821/5	4,615	30803/5	5,035	30893/5	4,615	30875/5	5,035
84	36	29			Wood	30822/2	6,230	30804/2	6,640	30894/2	6,230	30876/2	6,640
84	36	29			P-Lam	30822/5	4,780	30804/5	5,185	30894/5	4,780	30876/5	5,185
90	36	29			Wood	30823/2	6,505	30805/2	6,925	30895/2	6,505	30877/2	6,925
90	36	29			P-Lam	30823/5	4,925	30805/5	5,340	30895/5	4,925	30877/5	5,340

METRONOME™ FLIPTOP TABLES

MULTI-ANGLE Design - Fig40



Tables shown on this page are standard with Metronome base, locking casters. Top is 1" thick for self edge and 1/4" thick for profile edges.

Wood tables have 1/8" solid wood self edge. P-Lam tables have 1/8" translucent edge. Specify edge type; add the two letter code after the model number.

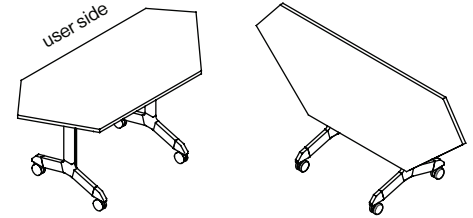
Specify edge type; add the two letter code after the model number.



Self Edge (SE)



Taper Edge (TE)



Profile edge located on user side only- all other sides are self edge.

Note: For powder coat base, please use model # of anodized bases and add "PC" at the end, e.g. 30662PC/2.

1" TOP (SELF EDGE)

1/4" TOP (TAPER EDGE)

L"	X	W"	X	H"	Top Finish	ANODIZED		POLISHED		ANODIZED		POLISHED	
						Model No.	List Price	Model No.	List Price	Model No.	List Price	Model No.	List Price
60	24	29	Wood	30986/2	3,940	30968/2	4,350	31058/2	3,940	31040/2	4,350		
60	24	29	P-Lam	30986/5	3,355	30968/5	3,775	31058/5	3,355	31040/5	3,775		
66	24	29	Wood	30987/2	4,095	30969/2	4,500	31059/2	4,095	31041/2	4,500		
66	24	29	P-Lam	30987/5	3,450	30969/5	3,855	31059/5	3,450	31041/5	3,855		
72	24	29	Wood	30988/2	4,240	30970/2	4,660	31060/2	4,240	31042/2	4,660		
72	24	29	P-Lam	30988/5	3,525	30970/5	3,950	31060/5	3,525	31042/5	3,950		
78	24	29	Wood	30989/2	4,390	30971/2	4,805	31061/2	4,390	31043/2	4,805		
78	24	29	P-Lam	30989/5	3,610	30971/5	4,035	31061/5	3,610	31043/5	4,035		
84	24	29	Wood	30990/2	4,550	30972/2	4,950	31062/2	4,550	31044/2	4,950		
84	24	29	P-Lam	30990/5	3,695	30972/5	4,110	31062/5	3,695	31044/5	4,110		
90	24	29	Wood	30991/2	4,690	30973/2	5,100	31063/2	4,690	31045/2	5,100		
90	24	29	P-Lam	30991/5	3,775	30973/5	4,190	31063/5	3,775	31045/5	4,190		
60	30	29	Wood	30992/2	4,245	30974/2	4,670	31064/2	4,245	31046/2	4,670		
60	30	29	P-Lam	30992/5	3,510	30974/5	3,935	31064/5	3,510	31046/5	3,935		
66	30	29	Wood	30993/2	4,440	30975/2	4,845	31065/2	4,440	31047/2	4,845		
66	30	29	P-Lam	30993/5	3,610	30975/5	4,035	31065/5	3,610	31047/5	4,035		
72	30	29	Wood	30994/2	4,610	30976/2	5,030	31066/2	4,610	31048/2	5,030		
72	30	29	P-Lam	30994/5	3,705	30976/5	4,120	31066/5	3,705	31048/5	4,120		
78	30	29	Wood	30995/2	4,795	30977/2	5,215	31067/2	4,795	31049/2	5,215		
78	30	29	P-Lam	30995/5	3,810	30977/5	4,220	31067/5	3,810	31049/5	4,220		
84	30	29	Wood	30996/2	4,965	30978/2	5,385	31068/2	4,965	31050/2	5,385		
84	30	29	P-Lam	30996/5	3,915	30978/5	4,325	31068/5	3,915	31050/5	4,325		
90	30	29	Wood	30997/2	5,145	30979/2	5,560	31069/2	5,145	31051/2	5,560		
90	30	29	P-Lam	30997/5	3,930	30979/5	4,340	31069/5	3,930	31051/5	4,340		
60	36	29	Wood	30998/2	4,500	30980/2	4,930	31070/2	4,500	31052/2	4,930		
60	36	29	P-Lam	30998/5	3,760	30980/5	4,180	31070/5	3,760	31052/5	4,180		
66	36	29	Wood	30999/2	4,700	30981/2	5,130	31071/2	4,700	31053/2	5,130		
66	36	29	P-Lam	30999/5	3,845	30981/5	4,260	31071/5	3,845	31053/5	4,260		
72	36	29	Wood	31000/2	4,965	30982/2	5,385	31072/2	4,965	31054/2	5,385		
72	36	29	P-Lam	31000/5	3,985	30982/5	4,425	31072/5	3,985	31054/5	4,425		
78	36	29	Wood	31001/2	5,130	30983/2	5,535	31073/2	5,130	31055/2	5,535		
78	36	29	P-Lam	31001/5	4,090	30983/5	4,495	31073/5	4,090	31055/5	4,495		
84	36	29	Wood	31002/2	5,285	30984/2	5,700	31074/2	5,285	31056/2	5,700		
84	36	29	P-Lam	31002/5	4,155	30984/5	4,570	31074/5	4,155	31056/5	4,570		
90	36	29	Wood	31003/2	5,535	30985/2	5,955	31075/2	5,535	31057/2	5,955		
90	36	29	P-Lam	31003/5	4,210	30985/5	4,615	31075/5	4,210	31057/5	4,615		

METRONOME™ FLIPTOP TABLES

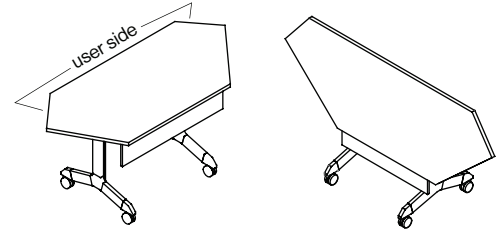
MULTI-ANGLE WITH MODESTY PANEL Design - Fig40



Tables shown on this page are standard with Metronome base, locking casters. Top is 1" thick for self edge and 1/4" thick for profile edges.

Wood tables have 1/8" solid wood self edge. P-Lam tables have 1/8" translucent edge. Specify edge type; add the two letter code after the model number.

Specify edge type; add the two letter code after the model number.



Profile edge located on user side only- all other sides are self edge.



Self Edge (SE)



Taper Edge (TE)

Note: For powder coat base, please use model # of anodized bases and add "PC" at the end, e.g. 30662PC/2.

1" TOP (SELF EDGE)

1/4" TOP (TAPER EDGE)

L"	X	W"	X	H"	Top Finish	ANODIZED		POLISHED		ANODIZED		POLISHED	
						Model No.	List Price	Model No.	List Price	Model No.	List Price	Model No.	List Price
60	24	29			Wood	30950/2	4,680	30932/2	5,090	31022/2	4,680	31004/2	5,090
60	24	29			P-Lam	30950/5	3,920	30932/5	4,330	31022/5	3,920	31004/5	4,330
66	24	29			Wood	30951/2	4,900	30933/2	5,305	31023/2	4,900	31005/2	5,305
66	24	29			P-Lam	30951/5	4,070	30933/5	4,475	31023/5	4,070	31005/5	4,475
72	24	29			Wood	30952/2	5,125	30934/2	5,530	31024/2	5,125	31006/2	5,530
72	24	29			P-Lam	30952/5	4,200	30934/5	4,610	31024/5	4,200	31006/5	4,610
78	24	29			Wood	30953/2	5,375	30935/2	5,790	31025/2	5,375	31007/2	5,790
78	24	29			P-Lam	30953/5	4,365	30935/5	4,790	31025/5	4,365	31007/5	4,790
84	24	29			Wood	30954/2	5,615	30936/2	6,020	31026/2	5,615	31008/2	6,020
84	24	29			P-Lam	30954/5	4,535	30936/5	4,945	31026/5	4,535	31008/5	4,945
90	24	29			Wood	30955/2	5,855	30937/2	6,280	31027/2	5,855	31009/2	6,280
90	24	29			P-Lam	30955/5	4,685	30937/5	5,095	31027/5	4,685	31009/5	5,095
60	30	29			Wood	30956/2	4,980	30938/2	5,400	31028/2	4,980	31010/2	5,400
60	30	29			P-Lam	30956/5	4,055	30938/5	4,465	31028/5	4,055	31010/5	4,465
66	30	29			Wood	30957/2	5,225	30939/2	5,640	31029/2	5,225	31011/2	5,640
66	30	29			P-Lam	30957/5	4,225	30939/5	4,650	31029/5	4,225	31011/5	4,650
72	30	29			Wood	30958/2	5,475	30940/2	5,895	31030/2	5,475	31012/2	5,895
72	30	29			P-Lam	30958/5	4,365	30940/5	4,790	31030/5	4,365	31012/5	4,790
78	30	29			Wood	30959/2	5,775	30941/2	6,185	31031/2	5,775	31013/2	6,185
78	30	29			P-Lam	30959/5	4,570	30941/5	4,980	31031/5	4,570	31013/5	4,980
84	30	29			Wood	30960/2	6,050	30942/2	6,470	31032/2	6,050	31014/2	6,470
84	30	29			P-Lam	30960/5	4,725	30942/5	5,145	31032/5	4,725	31014/5	5,145
90	30	29			Wood	30961/2	6,330	30943/2	6,755	31033/2	6,330	31015/2	6,755
90	30	29			P-Lam	30961/5	4,830	30943/5	5,250	31033/5	4,830	31015/5	5,250
60	36	29			Wood	30962/2	5,305	30944/2	5,730	31034/2	5,305	31016/2	5,730
60	36	29			P-Lam	30962/5	4,340	30944/5	4,765	31034/5	4,340	31016/5	4,765
66	36	29			Wood	30963/2	5,585	30945/2	6,005	31035/2	5,585	31017/2	6,005
66	36	29			P-Lam	30963/5	4,490	30945/5	4,920	31035/5	4,490	31017/5	4,920
72	36	29			Wood	30964/2	5,895	30946/2	6,310	31036/2	5,895	31018/2	6,310
72	36	29			P-Lam	30964/5	4,745	30946/5	5,160	31036/5	4,745	31018/5	5,160
78	36	29			Wood	30965/2	6,330	30947/2	6,755	31037/2	6,330	31019/2	6,755
78	36	29			P-Lam	30965/5	4,830	30947/5	5,250	31037/5	4,830	31019/5	5,250
84	36	29			Wood	30966/2	6,505	30948/2	6,925	31038/2	6,505	31020/2	6,925
84	36	29			P-Lam	30966/5	4,985	30948/5	5,405	31038/5	4,985	31020/5	5,405
90	36	29			Wood	30967/2	6,790	30949/2	7,215	31039/2	6,790	31021/2	7,215
90	36	29			P-Lam	30967/5	5,140	30949/5	5,555	31039/5	5,140	31021/5	5,555

TERMS AND CONDITIONS OF SALE

PRICES

All prices are list prices, freight included, blanket-wrapped, dock delivered, from the manufacturing source to any location in the contiguous United States.

Brokerage is paid by Nienkämper for product shipped to the United States.

Due to existing conditions in regard to cost of labor and materials, we reserve the right to change prices without notice.

TERMS

Net 30 days from date of invoice to accredited buyers. Two per cent (2%) interest charged monthly on overdue accounts. Deposit of 50% is required with order. Terms will be established upon credit evaluation. Due to delays in processing references, first orders may be treated as C.B.D. orders.

ORDER CONFIRMATION

Orders are accepted upon issuance of our order confirmation and are subject to the terms set forth therein; notwithstanding any variance from the terms of the buyer's order form.

Nienkämper is not liable for any delay or failure to deliver caused by labor or transportation difficulties, accidents, acts of God, failure of sources of supply, or other causes beyond our control, and changes will affect the delivery date.

CHANGE OF ORDERS OR CANCELLATIONS

Changes or cancellations are subject to our ability to conform. A charge will be levied against cancelled or changed orders based on costs already incurred by Nienkämper. All changes must be in writing and submitted on a revised purchase order. Changes will affect the delivery date.

STORAGE

If goods cannot be accepted when ready, we may transfer them to storage (which is to be deemed as delivery for invoice purposes). The customer accepts risks and will be charged at prevailing rates.

FREIGHT

Prices include freight charges, blanket-wrapped, dock delivered, from the manufacturing source to any location in the contiguous United States. Packing and/or crating are available, if required, upcharges apply.

CLAIMS

All furniture is given to the carrier and signed for in good condition. It is the responsibility of the receiver to sign for the goods in the presence of the carrier and note the condition in which they are received. Freight claims should be filed with the carrier.

WARRANTY

There are no express or implied warranties, conditions and obligations of the manufacturer, whether statutory or otherwise that extend beyond the description on the face hereof. Our furniture is made to the highest standard and is warranted free from defects of material and workmanship for five years from the date of delivery. During the warranty period we will repair or replace such merchandise as shall prove to be defective, during normal usage in accordance with manufacturer's specifications. The manufacturer shall not be liable for defect wholly attributable to normal manufacturing process. Replacement or repair of the Product shall be the sole remedy of the Customer, and the manufacturer shall not be liable for any direct, indirect, incidental, or consequential loss or damage suffered by the Customer by reason of any defect in workmanship or manufacture of the Product or inability to use the Product. Moreover, this warranty does not cover accidental damage, abuse, alteration, ordinary wear and tear of Goods, negligence and misuse nor variations over which we have no control such as heat or humidity or damage to which the Goods are connected that is not attributable to the failure of the goods themselves. This warranty is null and void when the product is installed with hardware other than that supplied and/or when installed differently than recommended in the installation guide. Modification to the product or hardware may result in failure of the product and cause damage and/or injury.

WOOD FINISHES

Nienkämper offers a wide variety of standard light finishes on cherry, mahogany and figured anagré wood veneers, and a clear natural finish on figured anagré, figured sycamore, maple, bird's eye maple and curly maple.

Light finishes do not mask the grain and other characteristics of each wood species. It is important to understand that pieces of the same type of wood will not look identical when a light finish is used. The appearance of the finish will also depend on the natural color of the veneer. Cherry darkens over time as the wood ages. Pin knots and gum pockets are inherent traits.

Wood is a naturally variable raw material; its variances are not within the furniture manufacturer's control and are therefore not considered defects under this warranty.