

nienkämpfer

CONFERENCE TABLES

METRONOME TRESTLE COLLECTION



2026

Prices include freight charges, blanket wrapped, dock delivered, from the manufacturing source to any location in the contiguous United States. Packing and/or crating are available, if required, upcharges apply.

veneers

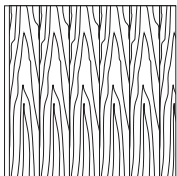
All wood surfaces are protected with a durable polyurethane clear lacquer with UV inhibitor. This finish is known for its exceptional durability, as well as abrasion, chemical, impact and scratch resistance. Standard sheen level is 45 degrees. Optional matte, 5, 10 and 35 degree sheen levels are available on request at no additional cost.

Wood Species	Order Code	Veneer/Stain	Upcharge
Maple	F-01	Natural Maple	No upcharge applies.
	F-02	Natural Curly Maple - Rotary Cut	Add 15%.
	F-03	Natural Bird's Eye Maple - Rotary Cut	Call Customer Service for pricing.
	F-04	Maple Stained Pear	No upcharge applies.
Cherry	F-05	Natural Cherry	No upcharge applies.
	F-06	Standard Cherry	No upcharge applies.
	F-07	Cherry Stained Amber	No upcharge applies.
	F-08	Cherry Stained Auburn	No upcharge applies.
	F-09	Cherry Stained Burgundy	No upcharge applies.
Mahogany	F-10	Light Mahogany	No upcharge applies.
	F-11	Medium Mahogany	No upcharge applies.
	F-12	Dark Mahogany	No upcharge applies.
	F-13	Red Mahogany	No upcharge applies.
Anagre	F-14	Natural Figured Anagre - Qtr. Cut Book-Match	Add 15%.
	F-15	Figured Anagre Stained Amber - Qtr. Cut Book-Match	Add 15%.
Sycamore	F-16	Natural Figured Sycamore - Qtr. Cut Book-Match	Add 15%.
Walnut	F-17	Burnt Walnut	No upcharge applies.
	F-19	Natural Walnut- Flat Cut Book-Match	No upcharge applies.
	F-19FM	Natural Walnut- Flat Cut Book-Match (matte sheen)	No upcharge applies.
	F-27F	Creamy Walnut- Flat Cut Book-Match (10° sheen)	No upcharge applies.
	F-27R	Creamy Walnut - Rift Cut Slip-Match (10° sheen)	Add 5%
	F-28	Tawny Walnut	No upcharge applies.
	F-31FM	Autumn Walnut- Flat Cut Book-Match (matte sheen)	No upcharge applies.
	F-31RM	Autumn Walnut - Rift Cut Slip-Match (matte sheen)	Add 5%
Oak	F-18F	Natural White Oak - Flat Cut Book-Match (10° sheen)	No upcharge applies.
	F-18R	Natural White Oak - Rift Cut Slip-Match (10° sheen)	Add 5%
	F-26	Charcoal Ash On Oak- Flat Cut Book- Match (10° sheen)	No upcharge applies.
	F-29F	Smoky Oak - Flat Cut Book-Match	No upcharge applies.
	F-29R	Smoky Oak - Rift Cut Slip-Match	Add 5%
	F-29FM	Smoky Oak - Flat Cut Book-Match (matte sheen)	No upcharge applies.
	F-29RM	Smoky Oak - Rift Cut Slip-Match (matte sheen)	Add 5%
	F-30FM	Whisper White Oak - Flat Cut Book-Match (matte sheen)	No upcharge applies.
	F-30RM	Whisper White Oak - Rift Cut Slip-Match (matte sheen)	Add 5%
	F-32FM	Cotton White Oak - Flat Cut Book-Match (matte sheen)	No upcharge applies.
F-32RM	Cotton White Oak - Rift Cut Slip-Match (matte sheen)	Add 5%	
Sapele – Ribbon Stripe	F-20	Natural Ribbon Strip Sapele - Qtr. Cut Slip-Match	No upcharge applies.
Moabi (Cherry substitute)	F-21	Natural Moabi - Quarter - Qtr. Cut Book-Match	No upcharge applies.
Cape Coast Walnut	F-22	Dark Cape Coast Walnut - Qtr. Cut Slip-Match	No upcharge applies.
	F-23	Natural Cape Coast Walnut - Qtr. Cut Slip-Match	No upcharge applies.
	F-23	Natural Cape Coast Walnut - Qtr. Cut Slip-Match	No upcharge applies.
Ash	F-25	Slate Gray Ash - Qtr. Cut Slip-Match	No upcharge applies.

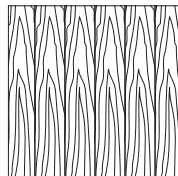
veneER GRAIN OPTIONS

Nienkämper products utilize the best quality veneers available, and, combined with Nienkämper's patented veneering systems, create work environments of incredible quality and beauty.


All veneer furniture comes standard with flat cut book-match veneer; flat cut slip-match veneer can also be specified. Quarter cut slip-match and quarter cut book-match veneers are available at a 5% upcharge. Figured Anagre and Figured Sycamore veneers are Quarter cut book-matched. Bird's Eye Maple and Curly Maple are rotary cut. Facet Edge, Taper edge, Flowform, Camber and Self edge tops with veneer are manufactured with a solid wood edge. All edges are then veneer wrapped to create a seamless profile top.




Standard V1
Flat Cut Book-Match



Flat Cut Slip-Match V2



Quarter Cut Slip-Match V3
Add 5%



Quarter Cut Book-Match V4
Add 5%

P-LAM

Wood grain plastic laminate surfaces are available on table tops with Facet, Taper and Self edges.

These tops are manufactured with a solid wood edge that is applied prior to the laminate top surface. This method conceals the thickness of the wood edge, while providing the durability required. Wood edges are selected that most closely resemble both the species and the color of the laminate chosen

Nienkämper has pre-selected a number of standard wood grain plastic laminates that represent a cross section of both color and species. Simply include the order code with the model number to make these selections. Alternatively wood grain plastic laminates selected outside of Nienkämper's standard selection can be made by specifying the manufacturer as well as the description and model number of the laminate at the time of order.

Wood Grain Plastic Laminate Surfaces	Order Code	Manufacturer #	Finish
Hardrock Maple	WL2	Pionite WM791-SD	Textured/Suede
Monticello Maple	WL5	Wilsonart 7925-38	Fine Velvet Texture
Fusion Maple	WL13	Wilsonart 7909-60	Matte
New Age Oak	WL14	Wilsonart 7938-38	Fine Velvet Texture
Wild Cherry	WL18	Wilsonart 7054-60	Matte
River Cherry	WL19	Wilsonart 7937-38	Fine Velvet Texture
Montana Walnut	WL20	Wilsonart 7110T-78	Fine Grain
Skyline Walnut	WL26	Wilsonart 7964K-12	Soft Grain
Continental Walnut	WL-29	Wilsonart 8232K-05	Timbergrain
Neo Walnut	WL-30	Wilsonart 7991-38	Fine Velvet Texture
Walnut Heights	WL-31	Wilsonart 7965K-12	Soft Grain
Grayed Oak	WL-32	Formica 5791-PG	Pure Grain Texture
Millennium Oak	WL-33	Formica 5887-58	Matte
Aged Ash	WL-34	Formica 8844-WR	Woodbrush
Lowell Ash	WL-35	Wilsonart 7994-38	Fine Velvet Texture
Natural Ash	WL-36	Formica 8843-WR	Woodbrush
Norwegian Ash	WL-37	Wilsonart 8241-38	Fine Velvet Texture
Weathered Ash	WL-38	Formica 8842-WR	Woodbrush
Smoky Brown Pear	WL-39	Formica 5488-26	Oiled Wood
Studio Teak	WL-40	Wilsonart 7960K-18	Linearity
Fawn Cypress	WL-41	Wilsonart 8208K-16	Casual Rustic
Landmark Wood	WL-42	Wilsonart 7981K-12	Soft Grain
Natural Cerise	WL-43	Formica 8863-58	Matte
Natural Recon	WL-44	Wilsonart 7996-38	Fine Velvet Texture
Pecan Woodline	WL-45	Formica 5883-58	Matte

To specify the wood grain laminate required simply add the Order Code WL_ to the model number of the product.

Samples and specific technical data is available from your local sales representative or by contacting Nienkämper's Customer Service department at **800.668.9318**.

P-LAM

COLORED P-LAM

Both Taper and Self edge profiles are available with a colored laminate top.

Laminate edging on Taper tops. Edging will match the top surface and is applied before the surface laminate. By applying the laminate in this way, the seam is positioned horizontally, which makes it much less conspicuous and more durable.

Wood edging on Self and Taper Edge tops are applied before the laminate. By applying the wood edge in this way, the wood edge thickness is concealed, while providing the durability required. Wood species and finishes for edging can be selected from page 8.

For laminates specified outside of Nienkämper's standard selection, specify the manufacturer as well as the description and model number of the laminate selected at the time of order. For Facet edge tops, the laminate must be a post-forming grade.


Translucent edging on Self and Taper edge tops is applied after the surface laminate. The translucent edge is very durable. Clear translucent edge provides a good match with most white-colored laminates, while a silver translucent edge provides a metallic look and contrast to colored plastic laminates.




P-Lam top & Self edge



P-Lam top & Translucent Self edge



Wood Grain P-Lam top & silver Translucent Self edge



P-Lam top & solid wood Facet edge

*An unavoidable, thin dark line will be visible when specifying a matching p.lam edge. This is more pronounced with light colored laminates

Colored Plastic Laminates Surface	Order Code	Manufacturer #	Finish
Gray (Nienkämper - Light Gray/Putty)	CL-01	Wilsonart 1500-60	Matte
Platinum Gray (Nienkämper - Medium Gray/Clay)	CL-02	Nevamar S6023T	Textured
Slate Grey (Nienkämper - Dark Gray)	CL-03	Wilsonart D91-60	Matte
Black	CL-04	Wilsonart 1595-60	Matte
Angel White	CL-05	Pionite SW-826SD	Textured/ Suede
Frosty White	CL-06	Wilsonart 1573-60	Matte
White (for writable surface)	Contact customer service for details 800.668.9318		Gloss

Add the order code behind the edge profile when specifying.

P-LAM

FINGERPRINT RESISTANT P-LAM

Fingerprint Resistant Plastic Laminate is an innovative material created for interior design applications and is suitable for both vertical and horizontal interior applications on our Nienkämper furniture.

The external surface of Fingerprint Resistant Plastic Laminate involves the use of nanotechnology made possible by next generation acrylic resins.

The unique composition offers extraordinary features coupled with a unique user experience. These include an ultra matte surface (eliminating glare), an ultra sofa feel, an anti-fingerprint surface, thermal healing of micro-scratches, increased durability as well as anti-bacterial and mold-resistant properties.

Edgeband matching all Fingerprint Resistant Plastic Laminate colors is only available when specifying a Taper edge. For Self edge tops 1" and 1 1/4" thick, matching edgeband are only available in Black (RL-01) and White (RL-03). When a matching edgeband is not available, the specified surface laminate is used on the edge. **Contact Customer Service for more details 800.668-9318.**

There is a 20% upcharge on our standard plastic laminate table pricing for Fingerprint Resistant Plastic Laminate.

Colored "Fingerprint Resistant" Plastic Laminate Surface	Order Code	Finish
Black	RL-01	Matte
Gray	RL-02	Matte
White	RL-03	Matte
Sand	RL-04	Matte
Brown	RL-05	Matte
Clay	RL-06	Matte
Beige	RL-07	Matte
Ash	RL-08	Matte
Smoke	RL-09	Matte

Edgeband to Match with Colored "Fingerprint Resistant" Plastic Laminate	Thickness	Order Code
Black	3/4", 1", 1-1/4"	RE-01
Gray	3/4"	RE-02
White	3/4", 1", 1-1/4"	RE-03
Sand	3/4"	RE-04
Brown	3/4"	RE-05
Clay	3/4"	RE-06
Beige	3/4"	RE-07
Ash	3/4"	RE-08
Smoke	3/4"	RE-09

Powder Coat Paint Finish

Powder coat paint is a premium finish used for its exceptional durability and refined appearance. Applied as a dry powder and cured under heat, it forms a tough, uniform surface that resists chipping, scratching, and fading—ideal for commercial environments. Nienkämper offers a curated palette of 18 color variations to suit any project.



PC-01 Nienkämper Silver



PC-02 Champagne



PC-03 Light Bronze



PC-04 Standard (Dark) Bronze



PC-05 Metallic Silver



PC-06 Black Jack



PC-07 Warm White



PC-09 Red



PC-12 Cool White



PC-14 Pure Orange



PC-16 Lime



PC-17 Sky Blue



PC-18 Cobalt Blue



PC-22 Charcoal Gray (Matte)



PC-24 Matte Red Clay



PC-25 Cream



PC-26 Mulberry (Matte)



PC-27 Forest Green (Matte)

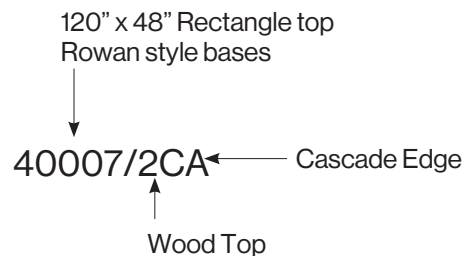


PC-28 Mustard (Matte)

EDGE DETAILS - CONFERENCE TABLES

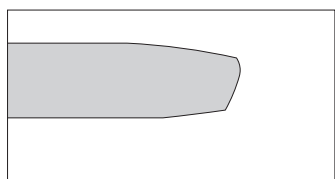
Conference tables with tops that are 1¼" thick offer eight edge profiles to choose from. To specify an edge profile, add the corresponding code after the table model number:

- Facet Edge: add "FC"
- Taper Edge: add "TE"
- Flowform Edge: add "FF"
- Reverse Bevel Edge: add "RB"
- Camber Edge: add "CE"
- Self Edge: add "SE"
- Self Edge with Exposed Plywood: add "SE-P"
- Cascade Edge: add "CA"

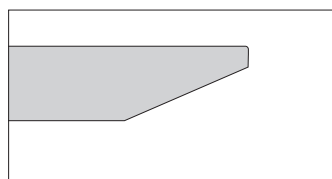


EXAMPLE

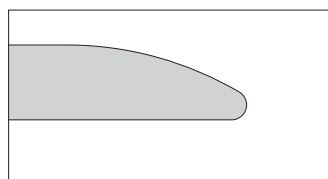
- Flowform edge, Camber edge, Cascade edge, and Exposed Plywood Self edge require a 5% upcharge.
- Flowform, Camber, and Cascade edges are veneer-wrapped and are not available with plastic laminate.
- Rectangle, Boat, and Vista tops specified with a Flowform, Camber or Cascade edge have the profile on the two long sides only, with Self edges on the two ends.
- The Cascade edge is not compatible with table shapes that have "Soft" Radius corners, Super Ellipse or Racetrack shapes.
- Facet edge is not compatible with table shapes that have radius "Soft" Radius corners.
- Camber edge requires a minimum 8" radius corner for "Soft" Rectangle, Boat, Square, and Vista top shapes.



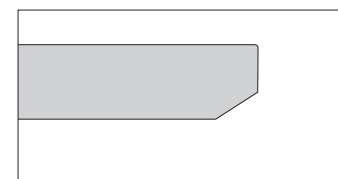
Facet Edge "FC"




Taper Edge "TE"




Flowform Edge "FF"




Reverse Bevel Edge "RB"



Facet Edge - specify "FC"



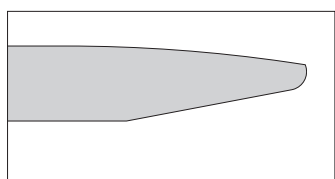
Taper Edge - specify "TE"



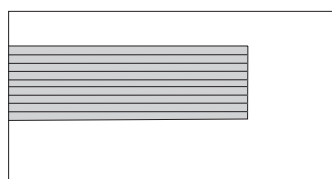
Flowform Edge - specify "FF"



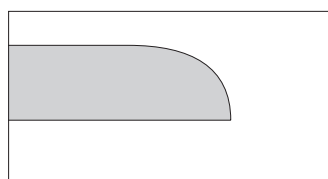
Reverse Bevel Edge - specify "RB"




Camber Edge "CE"




Self Edge "SE" / Self Edge with Exposed Plywood Core "SE-P"



Cascade Edge "CA"



Camber Edge - specify "CE"



Self "SE" / Self with Exposed Plywood Core "SE-P"



Cascade Edge - specify "CA"

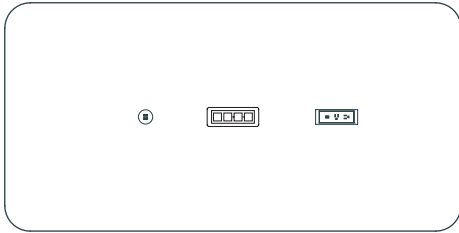
METRONOME™ TRESTLE TABLE

POWER & CONNECTIVITY

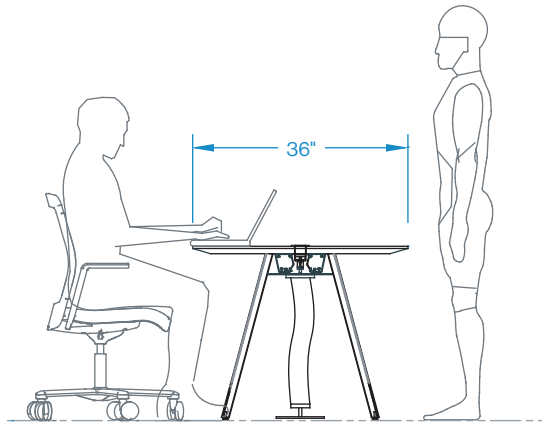
Design – Fig40

General Forum and Layout Details

36" Deep Table Specifics:



* Foot bars are not offered as an option for 36" deep tables.



Power / Connectivity Units Compatible with 36" Deep Tops



SIMPLE Dot Forum



SIMPLE Forum

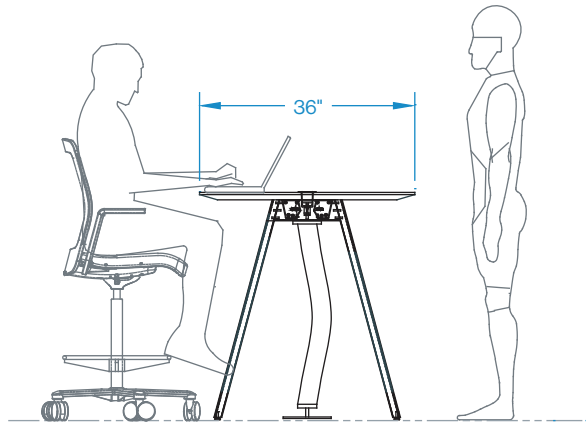


SIMPLE Dean Forum

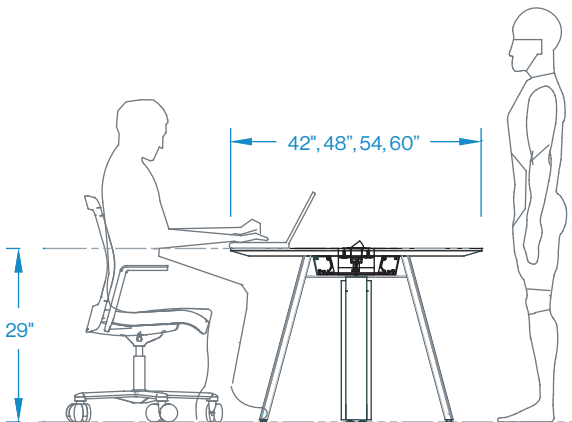
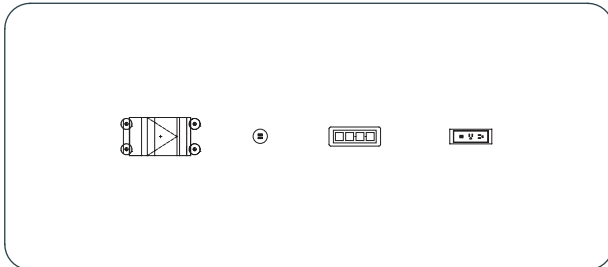


Center Plinth bases are not available with 36" deep Trestle tables.

If wire management is required, a standard or long cable conduit can be ordered.



42", 48", 54", 60" Deep Table Specifics:



Power / Connectivity Units Compatible with 42" - 60" Deep Tops



M-Series Forum



SIMPLE Dot Forum



SIMPLE Forum

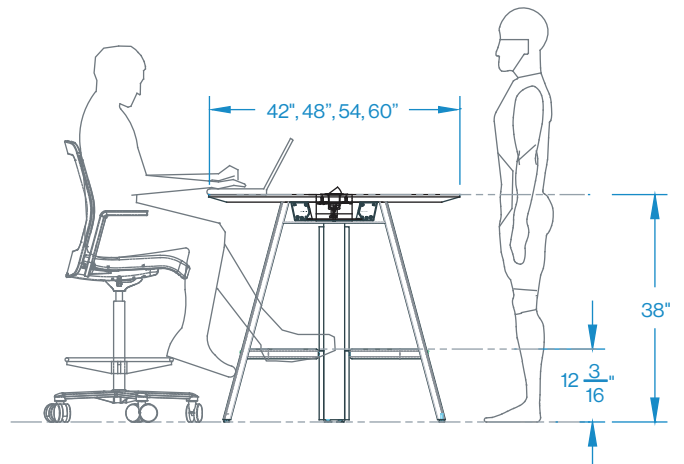


SIMPLE Dean Forum



SIMPLE PopUp Forum

All two piece tops include a Plinth Base with removable panels for support and wire management



METRONOME™ TRESTLE TABLES

SQUARE Design - Fig40

Specify edge type: add the two letter code after the model number



Taper Edge (TE)



Self Edge (SE)



Facet Edge (FE)
not compatible with
soft edge



Flowform Edge "FF"
not compatible with
soft edge
5% upcharge
laminates not available



Camber Edge "CE"
8" radius required for soft corner
5% upcharge
laminates not available

All rectangular shape table sizes are available with a "Soft" (4" radius) corner. Corner to be specified at time of order.

Model Number	W"	D"	H"	Top Finish	Top Section	List Price
29" Height						
26560/229	36	36	29	Veneer	1	5,260
26560/529	36	36	29	P-Lam	1	4,840
26561/229	48	48	29	Veneer	1	5,855
26561/529	48	48	29	P-Lam	1	5,210
26562/229	54	54	29	Veneer	1	6,425
26562/529	54	54	29	P-Lam	1	5,375
26563/229	60	60	29	Veneer	1	6,925
26563/529	60	60	29	P-Lam	1	5,590

Model Number	W"	D"	H"	Top Finish	Top Section	List Price
38" Height						
26560/238	36	36	38	Veneer	1	8,595
26560/538	36	36	38	P-Lam	1	8,240
26561/238	48	48	38	Veneer	1	9,215
26561/538	48	48	38	P-Lam	1	8,665
26562/238	54	54	38	Veneer	1	9,805
26562/538	54	54	38	P-Lam	1	8,895
26563/238	60	60	38	Veneer	1	10,495
26563/538	60	60	38	P-Lam	1	9,330

Standard Features:

- Tops are 1¼" thick and available in all Nienkämper standard veneers and plastic laminates.
- Taper and Self edge are typical to the Trestle collection
- Solid oak, maple, or walnut legs can be stained in any Nienkämper finish.
- All tables with two-piece tops include a center plinth base with lift-off access panels
- Foot rails are standard on all standing-height configurations, except on tables with a 36" top depth, and are powder-coated to match the stretcher rail.
- Tables are compatible with most Nienkämper integrated connectivity and power solutions.



METRONOME™ TRESTLE TABLES

RECTANGULAR Design - Fig40

Specify edge type: add the two letter code after the model number



Taper Edge (TE)



Self Edge (SE)



Facet Edge (FE)
not compatible with
soft edge



Flowform Edge "FF"
not compatible with
soft edge
5% upcharge
laminates not available



Camber Edge "CE"
8" radius required for soft corner
5% upcharge
laminates not available

All rectangular shape table sizes are available with a "Soft" (4" radius) corner. Corner to be specified at time of order.

Model Number	W"	D"	H"	Top Finish	Top Section	List Price
2 Bases / 29" Height						
26501/229	60	36	29	Veneer	1	5,710
26501/529	60	36	29	P-Lam	1	4,945
26502/229	60	42	29	Veneer	1	5,930
26502/529	60	42	29	P-Lam	1	5,100
26503/229	60	48	29	Veneer	1	6,280
26503/529	60	48	29	P-Lam	1	5,200
26504/229	60	54	29	Veneer	1	6,690
26504/529	60	54	29	P-Lam	1	5,390
26505/229	72	36	29	Veneer	1	6,020
26505/529	72	36	29	P-Lam	1	5,225
26506/229	72	42	29	Veneer	1	6,535
26506/529	72	42	29	P-Lam	1	5,445
26507/229	72	48	29	Veneer	1	6,655
26507/529	72	48	29	P-Lam	1	5,575
26508/229	72	54	29	Veneer	1	6,910
26508/529	72	54	29	P-Lam	1	5,765
26509/229	72	60	29	Veneer	1	7,230
26509/529	72	60	29	P-Lam	1	6,020
26510/229	84	36	29	Veneer	1	6,585
26510/529	84	36	29	P-Lam	1	5,505
26511/229	84	42	29	Veneer	1	6,905
26511/529	84	42	29	P-Lam	1	5,790
26512/229	84	48	29	Veneer	1	7,095
26512/529	84	48	29	P-Lam	1	5,945
26513/229	84	54	29	Veneer	1	7,475
26513/529	84	54	29	P-Lam	1	6,205
26514/229	84	60	29	Veneer	1	7,920
26514/529	84	60	29	P-Lam	1	6,530
26515/229	96	36	29	Veneer	1	6,895
26515/529	96	36	29	P-Lam	1	5,815
26516/229	96	42	29	Veneer	1	7,275
26516/529	96	42	29	P-Lam	1	6,135
26517/229	96	48	29	Veneer	1	7,575
26517/529	96	48	29	P-Lam	1	6,325
26518/229	96	54	29	Veneer	1	8,015
26518/529	96	54	29	P-Lam	1	6,705
26519/229	96	60	29	Veneer	1	8,395
26519/529	96	60	29	P-Lam	1	7,020
26520/229	108	42	29	Veneer	1	7,755
26520/529	108	42	29	P-Lam	2	6,340
26521/229	108	48	29	Veneer	2	8,225
26521/529	108	48	29	P-Lam	2	6,710
26522/229	108	54	29	Veneer	2	8,390
26522/529	108	54	29	P-Lam	2	6,795
26523/229	108	60	29	Veneer	2	8,700
26523/529	108	60	29	P-Lam	2	7,015

Model Number	W"	D"	H"	Top Finish	Top Section	List Price
2 Bases / 38" Height						
26501/238	60	36	38	Veneer	1	9,165
26501/538	60	36	38	P-Lam	1	8,500
26502/238	60	42	38	Veneer	1	9,345
26502/538	60	42	38	P-Lam	1	8,640
26503/238	60	48	38	Veneer	1	9,655
26503/538	60	48	38	P-Lam	1	8,725
26504/238	60	54	38	Veneer	1	10,015
26504/538	60	54	38	P-Lam	1	8,880
26505/238	72	36	38	Veneer	1	9,475
26505/538	72	36	38	P-Lam	1	8,790
26506/238	72	42	38	Veneer	1	9,915
26506/538	72	42	38	P-Lam	1	8,980
26507/238	72	48	38	Veneer	1	10,025
26507/538	72	48	38	P-Lam	1	9,090
26508/238	72	54	38	Veneer	1	10,250
26508/538	72	54	38	P-Lam	1	9,260
26509/238	72	60	38	Veneer	1	10,525
26509/538	72	60	38	P-Lam	1	9,475
26510/238	84	36	38	Veneer	1	10,010
26510/538	84	36	38	P-Lam	1	9,080
26511/238	84	42	38	Veneer	1	10,285
26511/538	84	42	38	P-Lam	1	9,320
26512/238	84	48	38	Veneer	1	10,455
26512/538	84	48	38	P-Lam	1	9,460
26513/238	84	54	38	Veneer	1	10,785
26513/538	84	54	38	P-Lam	1	9,685
26514/238	84	60	38	Veneer	1	11,170
26514/538	84	60	38	P-Lam	1	9,955
26515/238	96	36	38	Veneer	1	10,330
26515/538	96	36	38	P-Lam	1	9,395
26516/238	96	42	38	Veneer	1	10,665
26516/538	96	42	38	P-Lam	1	9,670
26517/238	96	48	38	Veneer	1	10,905
26517/538	96	48	38	P-Lam	1	9,835
26518/238	96	54	38	Veneer	1	11,295
26518/538	96	54	38	P-Lam	1	10,160
26519/238	96	60	38	Veneer	1	11,625
26519/538	96	60	38	P-Lam	1	10,435
26520/238	108	42	38	Veneer	2	11,115
26520/538	108	42	38	P-Lam	2	9,895
26521/238	108	48	38	Veneer	2	11,525
26521/538	108	48	38	P-Lam	2	10,210
26522/238	108	54	38	Veneer	2	11,655
26522/538	108	54	38	P-Lam	2	10,285
26523/238	108	60	38	Veneer	2	11,945
26523/538	108	60	38	P-Lam	2	10,485

Standard Features:

- Tops are 1¼" thick and available in all Nienkämper standard veneers and plastic laminates.
- Taper and self edge options are typical to the Trestle collection.
- Solid oak, maple, or walnut legs can be stained in any Nienkämper finish.
- All tables with two-piece tops include a center plinth base with lift-off access panels
- Foot rails are standard on all standing-height configurations, except on tables with a 36" top depth, and are powder-coated to match the stretcher rail.
- Tables are compatible with most Nienkämper integrated connectivity and power solutions.

METRONOME™ TRESTLE TABLES

RECTANGULAR Design - Fig40

Specify edge type: add the two letter code after the model number



Taper Edge (TE)



Self Edge (SE)



Facet Edge (FE)
not compatible with
soft edge



Flowform Edge "FF"
not compatible with
soft edge
5% upcharge
laminates not available



Camber Edge "CE"
8" radius required for soft corner
5% upcharge
laminates not available

All rectangular shape table sizes are available with a "Soft" (4" radius) corner. Corner to be specified at time of order.

Model Number	W"	D"	H"	Top Finish	Top Section	List Price
--------------	----	----	----	------------	-------------	------------

3 Bases / 29" Height

26524/229	120	42	29	Veneer	2	10,845
26524/529	120	42	29	P-Lam	2	9,365
26525/229	120	48	29	Veneer	2	11,465
26525/529	120	48	29	P-Lam	2	9,725
26526/229	120	54	29	Veneer	2	12,020
26526/529	120	54	29	P-Lam	2	10,060
26527/229	120	60	29	Veneer	2	12,550
26527/529	120	60	29	P-Lam	2	10,350
26528/229	132	42	29	Veneer	2	11,415
26528/529	132	42	29	P-Lam	2	9,790
26529/229	132	48	29	Veneer	2	11,970
26529/529	132	48	29	P-Lam	2	10,100
26530/229	132	54	29	Veneer	2	12,615
26530/529	132	54	29	P-Lam	2	10,305
26531/229	132	60	29	Veneer	2	13,030
26531/529	132	60	29	P-Lam	2	10,695
26532/229	144	48	29	Veneer	2	12,475
26532/529	144	48	29	P-Lam	2	10,435
26533/229	144	54	29	Veneer	2	13,180
26533/529	144	54	29	P-Lam	2	10,760
26534/229	144	60	29	Veneer	2	13,825
26534/529	144	60	29	P-Lam	2	11,225
26535/229	156	48	29	Veneer	2	12,985
26535/529	156	48	29	P-Lam	2	10,845
26536/229	156	54	29	Veneer	2	13,750
26536/529	156	54	29	P-Lam	2	11,210
26537/229	156	60	29	Veneer	2	14,505
26537/529	156	60	29	P-Lam	2	11,735
26538/229	168	48	29	Veneer	2	13,520
26538/529	168	48	29	P-Lam	2	11,210
26539/229	168	54	29	Veneer	2	14,255
26539/529	168	54	29	P-Lam	2	11,620
26540/229	168	60	29	Veneer	2	15,170
26540/529	168	60	29	P-Lam	2	12,140
26541/229	180	48	29	Veneer	3	14,060
26541/529	180	48	29	P-Lam	3	11,620
26542/229	180	54	29	Veneer	3	14,840
26542/529	180	54	29	P-Lam	3	12,020
26543/229	180	60	29	Veneer	3	15,715
26543/529	180	60	29	P-Lam	3	12,585

Model Number	W"	D"	H"	Top Finish	Top Section	List Price
--------------	----	----	----	------------	-------------	------------


3 Bases / 38" Height

26524/238	120	42	38	Veneer	2	14,700
26524/538	120	42	38	P-Lam	2	13,430
26525/238	120	48	38	Veneer	2	15,185
26525/538	120	48	38	P-Lam	2	13,690
26526/238	120	54	38	Veneer	2	15,625
26526/538	120	54	38	P-Lam	2	13,930
26527/238	120	60	38	Veneer	2	15,945
26527/538	120	60	38	P-Lam	2	14,050
26528/238	132	42	38	Veneer	2	15,255
26528/538	132	42	38	P-Lam	2	13,845
26529/238	132	48	38	Veneer	2	15,675
26529/538	132	48	38	P-Lam	2	14,050
26530/238	132	54	38	Veneer	2	16,190
26530/538	132	54	38	P-Lam	2	14,190
26531/238	132	60	38	Veneer	2	16,405
26531/538	132	60	38	P-Lam	2	14,400
26532/238	144	48	38	Veneer	2	16,185
26532/538	144	48	38	P-Lam	2	14,420
26533/238	144	54	38	Veneer	2	16,745
26533/538	144	54	38	P-Lam	2	14,655
26534/238	144	60	38	Veneer	2	17,175
26534/538	144	60	38	P-Lam	2	14,925
26535/238	156	48	38	Veneer	2	16,660
26535/538	156	48	38	P-Lam	2	14,805
26536/238	156	54	38	Veneer	2	17,290
26536/538	156	54	38	P-Lam	2	15,095
26537/238	156	60	38	Veneer	2	17,805
26537/538	156	60	38	P-Lam	2	15,400
26538/238	168	48	38	Veneer	2	17,180
26538/538	168	48	38	P-Lam	2	15,180
26539/238	168	54	38	Veneer	2	17,775
26539/538	168	54	38	P-Lam	2	15,495
26540/238	168	60	38	Veneer	2	18,440
26540/538	168	60	38	P-Lam	2	15,805
26541/238	180	48	38	Veneer	3	17,690
26541/538	180	48	38	P-Lam	3	15,580
26542/238	180	54	38	Veneer	3	18,325
26542/538	180	54	38	P-Lam	3	15,895
26543/238	180	60	38	Veneer	3	18,945
26543/538	180	60	38	P-Lam	3	16,240

Standard Features:

- Tops are 1¼" thick and available in all Nienkämper standard veneers and plastic laminates.
- Taper and Self edge are typical to the Trestle collection
- Solid oak, maple, or walnut legs can be stained in any Nienkämper finish.
- All tables with two-piece tops include a center plinth base with lift-off access panels
- Foot rails are standard on all standing-height configurations, except on tables with a 36" top depth, and are powder-coated to match the stretcher rail.
- Tables are compatible with most Nienkämper integrated connectivity and power solutions.

Model #26543/538



METRONOME™ TRESTLE TABLES

RECTANGULAR Design - Fig40

Specify edge type: add the two letter code after the model number



Taper Edge (TE)

Self Edge (SE)

Facet Edge (FE)
not compatible with
soft edge

Flowform Edge "FF"
not compatible with
soft edge
5% upcharge
laminates not available

Camber Edge "CE"
8" radius required for soft corner
5% upcharge
laminates not available

All rectangular shape table sizes are available with a "Soft" (4" radius) corner. Corner to be specified at time of order.

Model Number	W"	D"	H"	Top Finish	Top Section	List Price
4 Bases / 29" Height						
26544/229	192	48	29	Veneer	4	17,430
26544/529	192	48	29	P-Lam	4	14,565
26545/229	192	54	29	Veneer	4	18,220
26545/529	192	54	29	P-Lam	4	15,075
26546/229	192	60	29	Veneer	4	18,980
26546/529	192	60	29	P-Lam	4	15,490
26547/229	204	48	29	Veneer	4	17,925
26547/529	204	48	29	P-Lam	4	15,005
26548/229	204	54	29	Veneer	4	18,755
26548/529	204	54	29	P-Lam	4	15,580
26549/229	204	60	29	Veneer	4	19,550
26549/529	204	60	29	P-Lam	4	15,990
26550/229	216	48	29	Veneer	4	18,500
26550/529	216	48	29	P-Lam	4	15,355
26551/229	216	54	29	Veneer	4	19,320
26551/529	216	54	29	P-Lam	4	16,090
26552/229	216	60	29	Veneer	4	20,135
26552/529	216	60	29	P-Lam	4	16,525
26553/229	228	48	29	Veneer	4	18,910
26553/529	228	48	29	P-Lam	4	15,720
26554/229	228	54	29	Veneer	4	19,880
26554/529	228	54	29	P-Lam	4	16,460
26555/229	228	60	29	Veneer	4	20,870
26555/529	228	60	29	P-Lam	4	16,945
26556/229	240	48	29	Veneer	4	19,450
26556/529	240	48	29	P-Lam	4	16,205
26557/229	240	54	29	Veneer	4	20,360
26557/529	240	54	29	P-Lam	4	16,820
26558/229	240	60	29	Veneer	4	21,390
26558/529	240	60	29	P-Lam	4	17,295

Model Number	W"	D"	H"	Top Finish	Top Section	List Price
4 Bases / 38" Height						
26544/238	192	48	38	Veneer	4	21,555
26544/538	192	48	38	P-Lam	4	19,065
26545/238	192	54	38	Veneer	4	22,225
26545/538	192	54	38	P-Lam	4	19,505
26546/238	192	60	38	Veneer	4	22,890
26546/538	192	60	38	P-Lam	4	19,870
26547/238	204	48	38	Veneer	4	22,040
26547/538	204	48	38	P-Lam	4	19,505
26548/238	204	54	38	Veneer	4	22,755
26548/538	204	54	38	P-Lam	4	20,000
26549/238	204	60	38	Veneer	4	23,445
26549/538	204	60	38	P-Lam	4	20,355
26550/238	216	48	38	Veneer	4	22,560
26550/538	216	48	38	P-Lam	4	19,840
26551/238	216	54	38	Veneer	4	23,285
26551/538	216	54	38	P-Lam	4	20,485
26552/238	216	60	38	Veneer	4	23,985
26552/538	216	60	38	P-Lam	4	20,860
26553/238	228	48	38	Veneer	4	22,975
26553/538	228	48	38	P-Lam	4	20,220
26554/238	228	54	38	Veneer	4	23,815
26554/538	228	54	38	P-Lam	4	20,860
26555/238	228	60	38	Veneer	4	24,675
26555/538	228	60	38	P-Lam	4	21,265
26556/238	240	48	38	Veneer	4	23,460
26556/538	240	48	38	P-Lam	4	20,650
26557/238	240	54	38	Veneer	4	24,255
26557/538	240	54	38	P-Lam	4	21,185
26558/238	240	60	38	Veneer	4	25,150
26558/538	240	60	38	P-Lam	4	21,595

Standard Features:

- Tops are 1 1/4" thick and available in all Nienkämper standard veneers and plastic laminates.
- Taper and Self edge are typical to the Trestle collection
- Solid oak, maple, or walnut legs can be stained in any Nienkämper finish.
- All tables with two-piece tops include a center plinth base with lift-off access panels
- Foot rails are standard on all standing-height configurations, except on tables with a 36" top depth, and are powder-coated to match the stretcher rail.
- Tables are compatible with most Nienkämper integrated connectivity and power solutions.



METRONOME™ TRESTLE TABLES

SQUARE WITH SOFT (4" RADIUS) CORNERS Design - Fig40



Specify edge type: add the two letter code after the model number



Taper Edge (TE)



Self Edge (SE)



Camber Edge "CE"
8" radius required for soft corner
5% upcharge
laminates not available

Model Number	W"	D"	H"	Top Finish	Top Section	List Price
29" Height						
26625/229	36	36	29	Veneer	1	5,385
26625/529	36	36	29	P-Lam	1	4,960
26626/229	48	48	29	Veneer	1	6,005
26626/529	48	48	29	P-Lam	1	5,345
26627/229	54	54	29	Veneer	1	6,585
26627/529	54	54	29	P-Lam	1	5,510
26628/229	60	60	29	Veneer	1	7,105
26628/529	60	60	29	P-Lam	1	5,735

Model Number	W"	D"	H"	Top Finish	Top Section	List Price
38" Height						
26625/238	36	36	38	Veneer	1	8,815
26625/538	36	36	38	P-Lam	1	8,445
26626/238	48	48	38	Veneer	1	9,445
26626/538	48	48	38	P-Lam	1	8,880
26627/238	54	54	38	Veneer	1	10,060
26627/538	54	54	38	P-Lam	1	9,115
26628/238	60	60	38	Veneer	1	10,755
26628/538	60	60	38	P-Lam	1	9,570

Standard Features:

- Tops are 1¼" thick and available in all Nienkämper standard veneers and plastic laminates.
- Taper and Self edge are typical to the Trestle collection
- Solid oak, maple, or walnut legs can be stained in any Nienkämper finish.
- All tables with two-piece tops include a center plinth base with lift-off access panels
- Foot rails are standard on all standing-height configurations, except on tables with a 36" top depth, and are powder-coated to match the stretcher rail.
- Tables are compatible with most Nienkämper integrated connectivity and power solutions.




METRONOME™ TRESTLE TABLES

RECTANGULAR WITH SOFT (4" RADIUS) CORNERS

Design - Fig40

Specify edge type: add the two letter code after the model number



Model Number	W"	D"	H"	Top Finish	Top Section	List Price
2 Bases / 29" Height						
26565/229	60	36	29	Veneer	1	5,855
26565/529 60	36	29		P-Lam	1	5,070
26566/229	60	42	29	Veneer	1	6,080
26566/529 60	42	29		P-Lam	1	5,235
26567/229	60	48	29	Veneer	1	6,440
26567/529 60	48	29		P-Lam	1	5,330
26568/229	60	54	29	Veneer	1	6,865
26568/529 60	54	29		P-Lam	1	5,530
26569/229	72	36	29	Veneer	1	6,170
26569/529 72	36	29		P-Lam	1	5,355
26570/229	72	42	29	Veneer	1	6,700
26570/529 72	42	29		P-Lam	1	5,585
26571/229	72	48	29	Veneer	1	6,820
26571/529 72	48	29		P-Lam	1	5,715
26572/229	72	54	29	Veneer	1	7,090
26572/529 72	54	29		P-Lam	1	5,910
26573/229	72	60	29	Veneer	1	7,410
26573/529 72	60	29		P-Lam	1	6,170
26574/229	84	36	29	Veneer	1	6,760
26574/529 84	36	29		P-Lam	1	5,640
26575/229	84	42	29	Veneer	1	7,085
26575/529 84	42	29		P-Lam	1	5,940
26576/229	84	48	29	Veneer	1	7,270
26576/529 84	48	29		P-Lam	1	6,105
26577/229	84	54	29	Veneer	1	7,660
26577/529 84	54	29		P-Lam	1	6,360
26578/229	84	60	29	Veneer	1	8,120
26578/529 84	60	29		P-Lam	1	6,680
26579/229	96	36	29	Veneer	1	7,080
26579/529 96	36	29		P-Lam	1	5,965
26580/229	96	42	29	Veneer	1	7,470
26580/529 96	42	29		P-Lam	1	6,295
26581/229	96	48	29	Veneer	1	7,760
26581/529 96	48	29		P-Lam	1	6,485
26582/229	96	54	29	Veneer	1	8,215
26582/529 96	54	29		P-Lam	1	6,875
26583/229	96	60	29	Veneer	1	8,610
26583/529 96	60	29		P-Lam	1	7,205
26584/229	108	42	29	Veneer	2	7,955
26584/529 108	42	29		P-Lam	2	6,500
26585/229	108	48	29	Veneer	2	8,435
26585/529 108	48	29		P-Lam	2	6,880
26586/229	108	54	29	Veneer	2	8,600
26586/529 108	54	29		P-Lam	2	6,980
26587/229	108	60	29	Veneer	2	8,915
26587/529 108	60	29		P-Lam	2	7,200

Model Number	W"	D"	H"	Top Finish	Top Section	List Price
2 Bases / 38" Height						
26565/238	60	36	38	Veneer	1	9,395
26565/538	60	36	38	P-Lam	1	8,710
26566/238	60	42	38	Veneer	1	9,585
26566/538	60	42	38	P-Lam	1	8,860
26567/238	60	48	38	Veneer	1	9,900
26567/538	60	48	38	P-Lam	1	8,945
26568/238	60	54	38	Veneer	1	10,270
26568/538	60	54	38	P-Lam	1	9,105
26569/238	72	36	38	Veneer	1	9,715
26569/538	72	36	38	P-Lam	1	9,015
26570/238	72	42	38	Veneer	1	10,165
26570/538	72	42	38	P-Lam	1	9,210
26571/238	72	48	38	Veneer	1	10,280
26571/538	72	48	38	P-Lam	1	9,320
26572/238	72	54	38	Veneer	1	10,510
26572/538	72	54	38	P-Lam	1	9,485
26573/238	72	60	38	Veneer	1	10,785
26573/538	72	60	38	P-Lam	1	9,715
26574/238	84	36	38	Veneer	1	10,265
26574/538	84	36	38	P-Lam	1	9,310
26575/238	84	42	38	Veneer	1	10,550
26575/538	84	42	38	P-Lam	1	9,555
26576/238	84	48	38	Veneer	1	10,725
26576/538	84	48	38	P-Lam	1	9,695
26577/238	84	54	38	Veneer	1	11,060
26577/538	84	54	38	P-Lam	1	9,925
26578/238	84	60	38	Veneer	1	11,445
26578/538	84	60	38	P-Lam	1	10,210
26579/238	96	36	38	Veneer	1	10,595
26579/538	96	36	38	P-Lam	1	9,635
26580/238	96	42	38	Veneer	1	10,935
26580/538	96	42	38	P-Lam	1	9,910
26581/238	96	48	38	Veneer	1	11,180
26581/538	96	48	38	P-Lam	1	10,090
26582/238	96	54	38	Veneer	1	11,580
26582/538	96	54	38	P-Lam	1	10,415
26583/238	96	60	38	Veneer	1	11,920
26583/538	96	60	38	P-Lam	1	10,695
26584/238	108	42	38	Veneer	2	11,400
26584/538	108	42	38	P-Lam	2	10,140
26585/238	108	48	38	Veneer	2	11,815
26585/538	108	48	38	P-Lam	2	10,470
26586/238	108	54	38	Veneer	2	11,960
26586/538	108	54	38	P-Lam	2	10,550
26587/238	108	60	38	Veneer	2	12,235
26587/538	108	60	38	P-Lam	2	10,745

Standard Features:

- Tops are 1/4" thick and available in all Nienkämper standard veneers and plastic laminates.
- Taper and Self edge are typical to the Trestle collection
- Solid oak, maple, or walnut legs can be stained in any Nienkämper finish.
- All tables with two-piece tops include a center plinth base with lift-off access panels
- Foot rails are standard on all standing-height configurations, except on tables with a 36" top depth, and are powder-coated to match the stretcher rail.
- Tables are compatible with most Nienkämper integrated connectivity and power solutions.

Model # 26587/538



METRONOME™ TRESTLE TABLES

RECTANGULAR WITH SOFT (4" RADIUS) CORNERS

Design - Fig40

Specify edge type: add the two letter code after the model number



Taper Edge (TE)



Self Edge (SE)



Camber Edge "CE"
8" radius required for soft corner
5% upcharge
laminates not available

Model Number	W"	D"	H"	Top Finish	Top Section	List Price
3 Bases / 29" Height						
26588/229	120	42	29	Veneer	2	11,115
26588/529	120	42	29	P-Lam	2	9,605
26589/229	120	48	29	Veneer	2	11,755
26589/529	120	48	29	P-Lam	2	9,970
26590/229	120	54	29	Veneer	2	12,330
26590/529	120	54	29	P-Lam	2	10,320
26591/229	120	60	29	Veneer	2	12,865
26591/529	120	60	29	P-Lam	2	10,615
26592/229	132	42	29	Veneer	2	11,715
26592/529	132	42	29	P-Lam	2	10,045
26593/229	132	48	29	Veneer	2	12,265
26593/529	132	48	29	P-Lam	2	10,355
26594/229	132	54	29	Veneer	2	12,935
26594/529	132	54	29	P-Lam	2	10,565
26595/229	132	60	29	Veneer	2	13,345
26595/529	132	60	29	P-Lam	2	10,970
26596/229	144	48	29	Veneer	2	12,790
26596/529	144	48	29	P-Lam	2	10,695
26597/229	144	54	29	Veneer	2	13,510
26597/529	144	54	29	P-Lam	2	11,025
26598/229	144	60	29	Veneer	2	14,170
26598/529	144	60	29	P-Lam	2	11,515
26599/229	156	48	29	Veneer	2	13,305
26599/529	156	48	29	P-Lam	2	11,115
26600/229	156	54	29	Veneer	2	14,095
26600/529	156	54	29	P-Lam	2	11,500
26601/229	156	60	29	Veneer	2	14,865
26601/529	156	60	29	P-Lam	2	12,020
26602/229	168	48	29	Veneer	2	13,855
26602/529	168	48	29	P-Lam	2	11,500
26603/229	168	54	29	Veneer	2	14,610
26603/529	168	54	29	P-Lam	2	11,910
26604/229	168	60	29	Veneer	2	15,560
26604/529	168	60	29	P-Lam	2	12,445
26605/229	180	48	29	Veneer	3	14,420
26605/529	180	48	29	P-Lam	3	11,910
26606/229	180	54	29	Veneer	3	15,210
26606/529	180	54	29	P-Lam	3	12,330
26607/229	180	60	29	Veneer	3	16,115
26607/529	180	60	29	P-Lam	3	12,900

Model Number	W"	D"	H"	Top Finish	Top Section	List Price
3 Bases / 38" Height						
26588/238	120	42	38	Veneer	2	15,075
26588/538	120	42	38	P-Lam	2	13,770
26589/238	120	48	38	Veneer	2	15,570
26589/538	120	48	38	P-Lam	2	14,035
26590/238	120	54	38	Veneer	2	16,025
26590/538	120	54	38	P-Lam	2	14,280
26591/238	120	60	38	Veneer	2	16,350
26591/538	120	60	38	P-Lam	2	14,405
26592/238	132	42	38	Veneer	2	15,625
26592/538	132	42	38	P-Lam	2	14,195
26593/238	132	48	38	Veneer	2	16,060
26593/538	132	48	38	P-Lam	2	14,405
26594/238	132	54	38	Veneer	2	16,600
26594/538	132	54	38	P-Lam	2	14,545
26595/238	132	60	38	Veneer	2	16,825
26595/538	132	60	38	P-Lam	2	14,760
26596/238	144	48	38	Veneer	2	16,590
26596/538	144	48	38	P-Lam	2	14,775
26597/238	144	54	38	Veneer	2	17,170
26597/538	144	54	38	P-Lam	2	15,025
26598/238	144	60	38	Veneer	2	17,600
26598/538	144	60	38	P-Lam	2	15,300
26599/238	156	48	38	Veneer	2	17,080
26599/538	156	48	38	P-Lam	2	15,185
26600/238	156	54	38	Veneer	2	17,715
26600/538	156	54	38	P-Lam	2	15,480
26601/238	156	60	38	Veneer	2	18,255
26601/538	156	60	38	P-Lam	2	15,795
26602/238	168	48	38	Veneer	2	17,610
26602/538	168	48	38	P-Lam	2	15,565
26603/238	168	54	38	Veneer	2	18,215
26603/538	168	54	38	P-Lam	2	15,890
26604/238	168	60	38	Veneer	2	18,900
26604/538	168	60	38	P-Lam	2	16,205
26605/238	180	48	38	Veneer	3	18,135
26605/538	180	48	38	P-Lam	3	15,970
26606/238	180	54	38	Veneer	3	18,785
26606/538	180	54	38	P-Lam	3	16,285
26607/238	180	60	38	Veneer	3	19,425
26607/538	180	60	38	P-Lam	3	16,640

Standard Features:

- Tops are 1¼" thick and available in all Nienkämper standard veneers and plastic laminates.
- Taper and Self edge are typical to the Trestle collection
- Solid oak, maple, or walnut legs can be stained in any Nienkämper finish.
- All tables with two-piece tops include a center plinth base with lift-off access panels
- Foot rails are standard on all standing-height configurations, except on tables with a 36" top depth, and are powder-coated to match the stretcher rail.
- Tables are compatible with most Nienkämper integrated connectivity and power solutions.

Model # 26607/238



METRONOME™ TRESTLE TABLES

RECTANGULAR WITH SOFT (4" RADIUS) CORNERS

Design - Fig40

Specify edge type: add the two letter code after the model number



Taper Edge (TE)



Self Edge (SE)



Camber Edge "CE"
8" radius required for soft corner
5% upcharge
laminates not available

Model Number	W"	D"	H"	Top Finish	Top Section	List Price
4 Bases / 29" Height						
26608/229	192	48	29	Veneer	4	17,865
26608/529	192	48	29	P-Lam	4	14,935
26609/229	192	54	29	Veneer	4	18,675
26609/529	192	54	29	P-Lam	4	15,465
26610/229	192	60	29	Veneer	4	19,455
26610/529	192	60	29	P-Lam	4	15,880
26611/229	204	48	29	Veneer	4	18,385
26611/529	204	48	29	P-Lam	4	15,380
26612/229	204	54	29	Veneer	4	19,235
26612/529	204	54	29	P-Lam	4	15,970
26613/229	204	60	29	Veneer	4	20,040
26613/529	204	60	29	P-Lam	4	16,390
26614/229	216	48	29	Veneer	4	18,955
26614/529	216	48	29	P-Lam	4	15,735
26615/229	216	54	29	Veneer	4	19,810
26615/529	216	54	29	P-Lam	4	16,495
26616/229	216	60	29	Veneer	4	20,645
26616/529	216	60	29	P-Lam	4	16,945
26617/229	228	48	29	Veneer	4	19,380
26617/529	228	48	29	P-Lam	4	16,120
26618/229	228	54	29	Veneer	4	20,370
26618/529	228	54	29	P-Lam	4	16,865
26619/229	228	60	29	Veneer	4	21,390
26619/529	228	60	29	P-Lam	4	17,365
26620/229	240	48	29	Veneer	4	19,935
26620/529	240	48	29	P-Lam	4	16,615
26621/229	240	54	29	Veneer	4	20,875
26621/529	240	54	29	P-Lam	4	17,240
26622/229	240	60	29	Veneer	4	21,935
26622/529	240	60	29	P-Lam	4	17,730

Model Number	W"	D"	H"	Top Finish	Top Section	List Price
4 Bases / 38" Height						
26608/238	192	48	38	Veneer	4	22,085
26608/538	192	48	38	P-Lam	4	19,550
26609/238	192	54	38	Veneer	4	22,785
26609/538	192	54	38	P-Lam	4	19,995
26610/238	192	60	38	Veneer	4	23,465
26610/538	192	60	38	P-Lam	4	20,360
26611/238	204	48	38	Veneer	4	22,595
26611/538	204	48	38	P-Lam	4	19,995
26612/238	204	54	38	Veneer	4	23,325
26612/538	204	54	38	P-Lam	4	20,505
26613/238	204	60	38	Veneer	4	24,030
26613/538	204	60	38	P-Lam	4	20,870
26614/238	216	48	38	Veneer	4	23,130
26614/538	216	48	38	P-Lam	4	20,340
26615/238	216	54	38	Veneer	4	23,870
26615/538	216	54	38	P-Lam	4	20,995
26616/238	216	60	38	Veneer	4	24,585
26616/538	216	60	38	P-Lam	4	21,380
26617/238	228	48	38	Veneer	4	23,550
26617/538	228	48	38	P-Lam	4	20,725
26618/238	228	54	38	Veneer	4	24,415
26618/538	228	54	38	P-Lam	4	21,380
26619/238	228	60	38	Veneer	4	25,300
26619/538	228	60	38	P-Lam	4	21,805
26620/238	240	48	38	Veneer	4	24,055
26620/538	240	48	38	P-Lam	4	21,170
26621/238	240	54	38	Veneer	4	24,865
26621/538	240	54	38	P-Lam	4	21,715
26622/238	240	60	38	Veneer	4	25,775
26622/538	240	60	38	P-Lam	4	22,145

Standard Features:

- Tops are 1¼" thick and available in all Nienkämper standard veneers and plastic laminates.
- Taper and Self edge are typical to the Trestle collection
- Solid oak, maple, or walnut legs can be stained in any Nienkämper finish.
- All tables with two-piece tops include a center plinth base with lift-off access panels
- Foot rails are standard on all standing-height configurations, except on tables with a 36" top depth, and are powder-coated to match the stretcher rail.
- Tables are compatible with most Nienkämper integrated connectivity and power solutions.



TERMS AND CONDITIONS OF SALE

PRICES

All prices are list prices, freight included, blanket-wrapped, dock delivered, from the manufacturing source to any location in the contiguous United States.

Brokerage is paid by Nienkämper for product shipped to the United States.

Due to existing conditions in regard to cost of labor and materials, we reserve the right to change prices without notice.

TERMS

Net 30 days from date of invoice to accredited buyers. Two per cent (2%) interest charged monthly on overdue accounts. Deposit of 50% is required with order. Terms will be established upon credit evaluation. Due to delays in processing references, first orders may be treated as C.B.D. orders.

ORDER CONFIRMATION

Orders are accepted upon issuance of our order confirmation and are subject to the terms set forth therein; notwithstanding any variance from the terms of the buyer's order form.

Nienkämper is not liable for any delay or failure to deliver caused by labor or transportation difficulties, accidents, acts of God, failure of sources of supply, or other causes beyond our control, and changes will affect the delivery date.

CHANGE OF ORDERS OR CANCELLATIONS

Changes or cancellations are subject to our ability to conform. A charge will be levied against cancelled or changed orders based on costs already incurred by Nienkämper. All changes must be in writing and submitted on a revised purchase order. Changes will affect the delivery date.

STORAGE

If goods cannot be accepted when ready, we may transfer them to storage (which is to be deemed as delivery for invoice purposes). The customer accepts risks and will be charged at prevailing rates.

FREIGHT

Prices include freight charges, blanket-wrapped, dock delivered, from the manufacturing source to any location in the contiguous United States. Packing and/or crating are available, if required, upcharges apply.

CLAIMS

All furniture is given to the carrier and signed for in good condition. It is the responsibility of the receiver to sign for the goods in the presence of the carrier and note the condition in which they are received. Freight claims should be filed with the carrier.

WARRANTY

There are no express or implied warranties, conditions and obligations of the manufacturer, whether statutory or otherwise that extend beyond the description on the face hereof. Our furniture is made to the highest standard and is warranted free from defects of material and workmanship for five years from the date of delivery. During the warranty period we will repair or replace such merchandise as shall prove to be defective, during normal usage in accordance with manufacturer's specifications. The manufacturer shall not be liable for defect wholly attributable to normal manufacturing process. Replacement or repair of the Product shall be the sole remedy of the Customer, and the manufacturer shall not be liable for any direct, indirect, incidental, or consequential loss or damage suffered by the Customer by reason of any defect in workmanship or manufacture of the Product or inability to use the Product. Moreover, this warranty does not cover accidental damage, abuse, alteration, ordinary wear and tear of Goods, negligence and misuse nor variations over which we have no control such as heat or humidity or damage to which the Goods are connected that is not attributable to the failure of the goods themselves. This warranty is null and void when the product is installed with hardware other than that supplied and/or when installed differently than recommended in the installation guide. Modification to the product or hardware may result in failure of the product and cause damage and/or injury.

WOOD FINISHES

Nienkämper offers a wide variety of standard light finishes on cherry, mahogany and figured anagré wood veneers, and a clear natural finish on figured anagré, figured sycamore, maple, bird's eye maple and curly maple.

Light finishes do not mask the grain and other characteristics of each wood species. It is important to understand that pieces of the same type of wood will not look identical when a light finish is used. The appearance of the finish will also depend on the natural color of the veneer. Cherry darkens over time as the wood ages. Pin knots and gum pockets are inherent traits.

Wood is a naturally variable raw material; its variances are not within the furniture manufacturer's control and are therefore not considered defects under this warranty.