

# nienkämpfer

## CONFERENCE TABLES

### METRONOME TRESTLE COLLECTION



2026

Prices shown are List Prices, FOB our Toronto  
Factory- freight charges are extra. Packing and/  
or crating is available, if required, upcharges apply.

## veneers

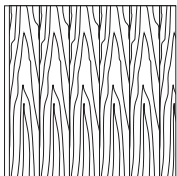
All wood surfaces are protected with a durable polyurethane clear lacquer with UV inhibitor. This finish is known for its exceptional durability, as well as abrasion, chemical, impact and scratch resistance. Standard sheen level is 45 degrees. Optional matte, 5, 10 and 35 degree sheen levels are available on request at no additional cost.

Wood Species	Order Code	Veneer/Stain	Upcharge
Maple	F-01	Natural Maple	No upcharge applies.
	F-02	Natural Curly Maple - Rotary Cut	Add 15%.
	F-03	Natural Bird's Eye Maple - Rotary Cut	Call Customer Service for pricing.
	F-04	Maple Stained Pear	No upcharge applies.
Cherry	F-05	Natural Cherry	No upcharge applies.
	F-06	Standard Cherry	No upcharge applies.
	F-07	Cherry Stained Amber	No upcharge applies.
	F-08	Cherry Stained Auburn	No upcharge applies.
	F-09	Cherry Stained Burgundy	No upcharge applies.
Mahogany	F-10	Light Mahogany	No upcharge applies.
	F-11	Medium Mahogany	No upcharge applies.
	F-12	Dark Mahogany	No upcharge applies.
	F-13	Red Mahogany	No upcharge applies.
Anagre	F-14	Natural Figured Anagre - Qtr. Cut Book-Match	Add 15%.
	F-15	Figured Anagre Stained Amber - Qtr. Cut Book-Match	Add 15%.
Sycamore	F-16	Natural Figured Sycamore - Qtr. Cut Book-Match	Add 15%.
Walnut	F-17	Burnt Walnut	No upcharge applies.
	F-19	Natural Walnut- Flat Cut Book-Match	No upcharge applies.
	F-19FM	Natural Walnut- Flat Cut Book-Match (matte sheen)	No upcharge applies.
	F-27F	Creamy Walnut- Flat Cut Book-Match (10° sheen)	No upcharge applies.
	F-27R	Creamy Walnut - Rift Cut Slip-Match (10° sheen)	Add 5%
	F-28	Tawny Walnut	No upcharge applies.
	F-31FM	Autumn Walnut- Flat Cut Book-Match (matte sheen)	No upcharge applies.
	F-31RM	Autumn Walnut - Rift Cut Slip-Match (matte sheen)	Add 5%
Oak	F-18F	Natural White Oak - Flat Cut Book-Match (10° sheen)	No upcharge applies.
	F-18R	Natural White Oak - Rift Cut Slip-Match (10° sheen)	Add 5%
	F-26	Charcoal Ash On Oak- Flat Cut Book- Match (10° sheen)	No upcharge applies.
	F-29F	Smoky Oak - Flat Cut Book-Match	No upcharge applies.
	F-29R	Smoky Oak - Rift Cut Slip-Match	Add 5%
	F-29FM	Smoky Oak - Flat Cut Book-Match (matte sheen)	No upcharge applies.
	F-29RM	Smoky Oak - Rift Cut Slip-Match (matte sheen)	Add 5%
	F-30FM	Whisper White Oak - Flat Cut Book-Match (matte sheen)	No upcharge applies.
	F-30RM	Whisper White Oak - Rift Cut Slip-Match (matte sheen)	Add 5%
	F-32FM	Cotton White Oak - Flat Cut Book-Match (matte sheen)	No upcharge applies.
F-32RM	Cotton White Oak - Rift Cut Slip-Match (matte sheen)	Add 5%	
Sapele – Ribbon Stripe	F-20	Natural Ribbon Strip Sapele - Qtr. Cut Slip-Match	No upcharge applies.
Moabi (Cherry substitute)	F-21	Natural Moabi - Quarter - Qtr. Cut Book-Match	No upcharge applies.
Cape Coast Walnut	F-22	Dark Cape Coast Walnut - Qtr. Cut Slip-Match	No upcharge applies.
	F-23	Natural Cape Coast Walnut - Qtr. Cut Slip-Match	No upcharge applies.
	F-23	Natural Cape Coast Walnut - Qtr. Cut Slip-Match	No upcharge applies.
Ash	F-25	Slate Gray Ash - Qtr. Cut Slip-Match	No upcharge applies.

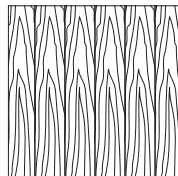
### veneER GRAIN OPTIONS

Nienkämper products utilize the best quality veneers available, and, combined with Nienkämper's patented veneering systems, create work environments of incredible quality and beauty.


All veneer furniture comes standard with flat cut book-match veneer; flat cut slip-match veneer can also be specified. Quarter cut slip-match and quarter cut book-match veneers are available at a 5% upcharge. Figured Anagre and Figured Sycamore veneers are Quarter cut book-matched. Bird's Eye Maple and Curly Maple are rotary cut. Facet Edge, Taper edge, Flowform, Camber and Self edge tops with veneer are manufactured with a solid wood edge. All edges are then veneer wrapped to create a seamless profile top.




Standard V1  
Flat Cut Book-Match



Flat Cut Slip-Match V2



Quarter Cut Slip-Match V3  
Add 5%



Quarter Cut Book-Match V4  
Add 5%

## P-LAM

### Wood grain plastic laminate surfaces are available on table tops with Facet, Taper and Self edges.

These tops are manufactured with a solid wood edge that is applied prior to the laminate top surface. This method conceals the thickness of the wood edge, while providing the durability required. Wood edges are selected that most closely resemble both the species and the color of the laminate chosen

Nienkämper has pre-selected a number of standard wood grain plastic laminates that represent a cross section of both color and species. Simply include the order code with the model number to make these selections. Alternatively wood grain plastic laminates selected outside of Nienkämper's standard selection can be made by specifying the manufacturer as well as the description and model number of the laminate at the time of order.

Wood Grain Plastic Laminate Surfaces	Order Code	Manufacturer #	Finish
Hardrock Maple	WL2	Pionite WM791-SD	Textured/Suede
Monticello Maple	WL5	Wilsonart 7925-38	Fine Velvet Texture
Fusion Maple	WL13	Wilsonart 7909-60	Matte
New Age Oak	WL14	Wilsonart 7938-38	Fine Velvet Texture
Wild Cherry	WL18	Wilsonart 7054-60	Matte
River Cherry	WL19	Wilsonart 7937-38	Fine Velvet Texture
Montana Walnut	WL20	Wilsonart 7110T-78	Fine Grain
Skyline Walnut	WL26	Wilsonart 7964K-12	Soft Grain
Continental Walnut	WL-29	Wilsonart 8232K-05	Timbergrain
Neo Walnut	WL-30	Wilsonart 7991-38	Fine Velvet Texture
Walnut Heights	WL-31	Wilsonart 7965K-12	Soft Grain
Grayed Oak	WL-32	Formica 5791-PG	Pure Grain Texture
Millennium Oak	WL-33	Formica 5887-58	Matte
Aged Ash	WL-34	Formica 8844-WR	Woodbrush
Lowell Ash	WL-35	Wilsonart 7994-38	Fine Velvet Texture
Natural Ash	WL-36	Formica 8843-WR	Woodbrush
Norwegian Ash	WL-37	Wilsonart 8241-38	Fine Velvet Texture
Weathered Ash	WL-38	Formica 8842-WR	Woodbrush
Smoky Brown Pear	WL-39	Formica 5488-26	Oiled Wood
Studio Teak	WL-40	Wilsonart 7960K-18	Linearity
Fawn Cypress	WL-41	Wilsonart 8208K-16	Casual Rustic
Landmark Wood	WL-42	Wilsonart 7981K-12	Soft Grain
Natural Cerise	WL-43	Formica 8863-58	Matte
Natural Recon	WL-44	Wilsonart 7996-38	Fine Velvet Texture
Pecan Woodline	WL-45	Formica 5883-58	Matte

To specify the wood grain laminate required simply add the Order Code WL\_ to the model number of the product.

Samples and specific technical data is available from your local sales representative or by contacting Nienkämper's Customer Service department at **800.668.9318**.

# P-LAM

## COLORED P-LAM

Both Taper and Self edge profiles are available with a colored laminate top.

**Laminate edging on Taper tops.** Edging will match the top surface and is applied before the surface laminate. By applying the laminate in this way, the seam is positioned horizontally, which makes it much less conspicuous and more durable.

**Wood edging** on Self and Taper Edge tops are applied before the laminate. By applying the wood edge in this way, the wood edge thickness is concealed, while providing the durability required. Wood species and finishes for edging can be selected from page 8.

For laminates specified outside of Nienkämper's standard selection, specify the manufacturer as well as the description and model number of the laminate selected at the time of order. For Facet edge tops, the laminate must be a post-forming grade.


**Translucent edging** on Self and Taper edge tops is applied after the surface laminate. The translucent edge is very durable. Clear translucent edge provides a good match with most white-colored laminates, while a silver translucent edge provides a metallic look and contrast to colored plastic laminates.




P-Lam top & Self edge



P-Lam top & Translucent Self edge



Wood Grain P-Lam top & silver Translucent Self edge



P-Lam top & solid wood Facet edge

\*An unavoidable, thin dark line will be visible when specifying a matching p.lam edge. This is more pronounced with light colored laminates

Colored Plastic Laminates Surface	Order Code	Manufacturer #	Finish
Gray (Nienkämper - Light Gray/Putty)	CL-01	Wilsonart 1500-60	Matte
Platinum Gray (Nienkämper - Medium Gray/Clay)	CL-02	Nevamar S6023T	Textured
Slate Grey (Nienkämper - Dark Gray)	CL-03	Wilsonart D91-60	Matte
Black	CL-04	Wilsonart 1595-60	Matte
Angel White	CL-05	Pionite SW-826SD	Textured/ Suede
Frosty White	CL-06	Wilsonart 1573-60	Matte
White (for writable surface)	Contact customer service for details 800.668.9318		Gloss

Add the order code behind the edge profile when specifying.

# P-LAM

---

## FINGERPRINT RESISTANT P-LAM

Fingerprint Resistant Plastic Laminate is an innovative material created for interior design applications and is suitable for both vertical and horizontal interior applications on our Nienkämper furniture.

The external surface of Fingerprint Resistant Plastic Laminate involves the use of nanotechnology made possible by next generation acrylic resins.

The unique composition offers extraordinary features coupled with a unique user experience. These include an ultra matte surface (eliminating glare), an ultra sofa feel, an anti-fingerprint surface, thermal healing of micro-scratches, increased durability as well as anti-bacterial and mold-resistant properties.

**Edgeband** matching all Fingerprint Resistant Plastic Laminate colors is only available when specifying a Taper edge. For Self edge tops 1" and 1 1/4" thick, matching edgeband are only available in Black (RL-01) and White (RL-03). When a matching edgeband is not available, the specified surface laminate is used on the edge. **Contact Customer Service for more details 800.668-9318.**

There is a 20% upcharge on our standard plastic laminate table pricing for Fingerprint Resistant Plastic Laminate.

Colored "Fingerprint Resistant" Plastic Laminate Surface	Order Code	Finish
Black	RL-01	Matte
Gray	RL-02	Matte
White	RL-03	Matte
Sand	RL-04	Matte
Brown	RL-05	Matte
Clay	RL-06	Matte
Beige	RL-07	Matte
Ash	RL-08	Matte
Smoke	RL-09	Matte

Edgeband to Match with Colored "Fingerprint Resistant" Plastic Laminate	Thickness	Order Code
Black	3/4", 1", 1-1/4"	RE-01
Gray	3/4"	RE-02
White	3/4", 1", 1-1/4"	RE-03
Sand	3/4"	RE-04
Brown	3/4"	RE-05
Clay	3/4"	RE-06
Beige	3/4"	RE-07
Ash	3/4"	RE-08
Smoke	3/4"	RE-09

## Powder Coat Paint Finish

Powder coat paint is a premium finish used for its exceptional durability and refined appearance. Applied as a dry powder and cured under heat, it forms a tough, uniform surface that resists chipping, scratching, and fading—ideal for commercial environments. Nienkämper offers a curated palette of 18 color variations to suit any project.



PC-01 Nienkämper Silver



PC-02 Champagne



PC-03 Light Bronze



PC-04 Standard (Dark) Bronze



PC-05 Metallic Silver



PC-06 Black Jack



PC-07 Warm White



PC-09 Red



PC-12 Cool White



PC-14 Pure Orange



PC-16 Lime



PC-17 Sky Blue



PC-18 Cobalt Blue



PC-22 Charcoal Gray (Matte)



PC-24 Matte Red Clay



PC-25 Cream



PC-26 Mulberry (Matte)



PC-27 Forest Green (Matte)

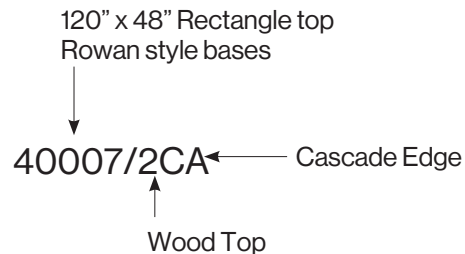


PC-28 Mustard (Matte)

# EDGE DETAILS - CONFERENCE TABLES

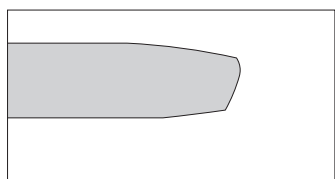
Conference tables with tops that are 1¼" thick offer eight edge profiles to choose from. To specify an edge profile, add the corresponding code after the table model number:

- Facet Edge: add "FC"
- Taper Edge: add "TE"
- Flowform Edge: add "FF"
- Reverse Bevel Edge: add "RB"
- Camber Edge: add "CE"
- Self Edge: add "SE"
- Self Edge with Exposed Plywood: add "SE-P"
- Cascade Edge: add "CA"

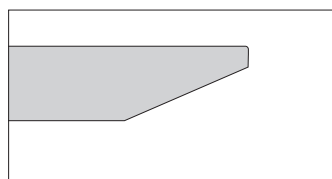


## EXAMPLE

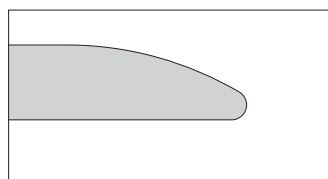
- Flowform edge, Camber edge, Cascade edge, and Exposed Plywood Self edge require a 5% upcharge.
- Flowform, Camber, and Cascade edges are veneer-wrapped and are not available with plastic laminate.
- Rectangle, Boat, and Vista tops specified with a Flowform, Camber or Cascade edge have the profile on the two long sides only, with Self edges on the two ends.
- The Cascade edge is not compatible with table shapes that have "Soft" Radius corners, Super Ellipse or Racetrack shapes.
- Facet edge is not compatible with table shapes that have radius "Soft" Radius corners.
- Camber edge requires a minimum 8" radius corner for "Soft" Rectangle, Boat, Square, and Vista top shapes.



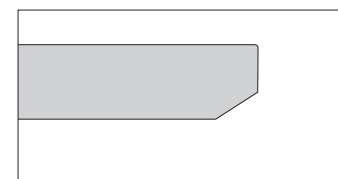
Facet Edge "FC"




Taper Edge "TE"




Flowform Edge "FF"




Reverse Bevel Edge "RB"



Facet Edge - specify "FC"



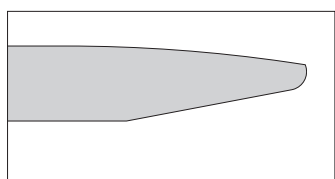
Taper Edge - specify "TE"



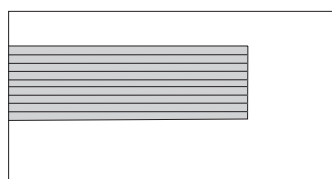
Flowform Edge - specify "FF"



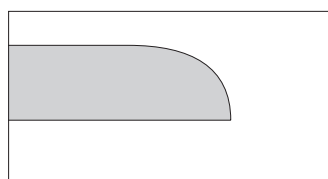
Reverse Bevel Edge - specify "RB"




Camber Edge "CE"




Self Edge "SE" / Self Edge with Exposed Plywood Core "SE-P"



Cascade Edge "CA"



Camber Edge - specify "CE"



Self "SE" / Self with Exposed Plywood Core "SE-P"



Cascade Edge - specify "CA"

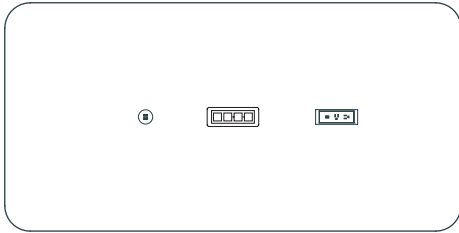
# METRONOME™ TRESTLE TABLE

## POWER & CONNECTIVITY

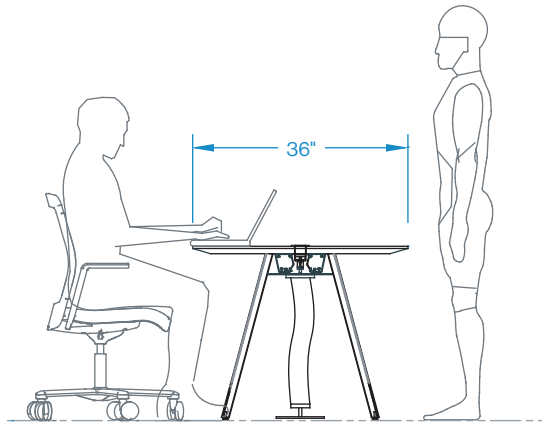
Design – Fig40

### General Forum and Layout Details

#### 36" Deep Table Specifics:



\* Foot bars are not offered as an option for 36" deep tables.



### Power / Connectivity Units Compatible with 36" Deep Tops



SIMPLE Dot Forum



SIMPLE Forum

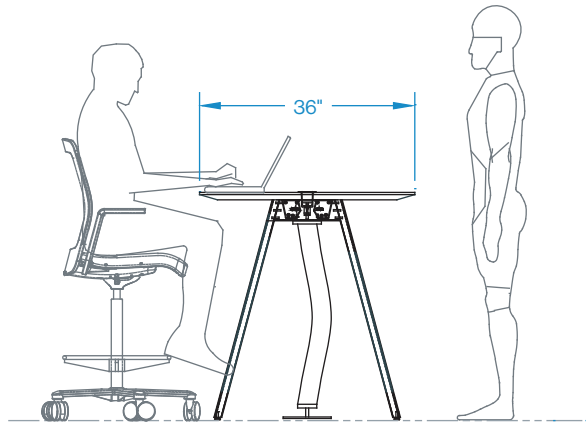


SIMPLE Dean Forum

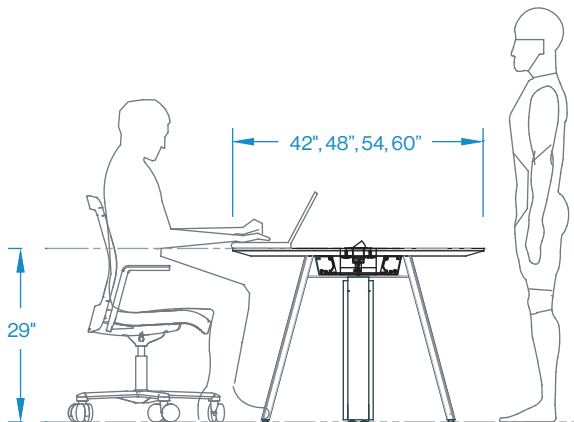
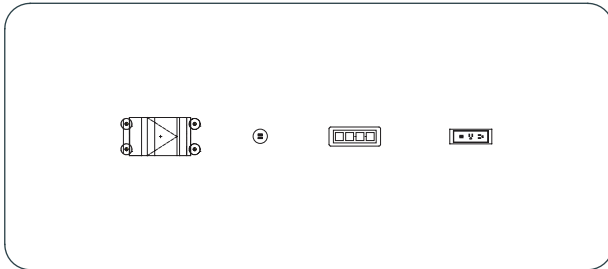


Center Plinth bases are not available with 36" deep Trestle tables.

If wire management is required, a standard or long cable conduit can be ordered.



#### 42", 48", 54", 60" Deep Table Specifics:



### Power / Connectivity Units Compatible with 42" - 60" Deep Tops



M-Series Forum



SIMPLE Dot Forum



SIMPLE Forum

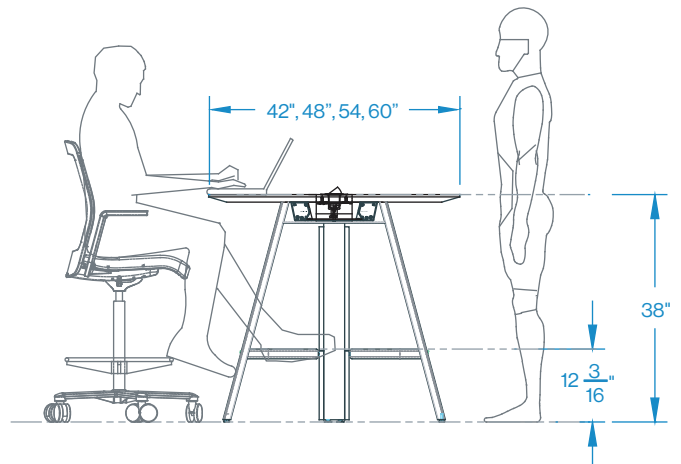


SIMPLE Dean Forum



SIMPLE PopUp Forum

All two piece tops include a Plinth Base with removable panels for support and wire management



# METRONOME™ TRESTLE TABLES

**SQUARE** Design - Fig40

Specify edge type: add the two letter code after the model number



Taper Edge (TE)



Self Edge (SE)



Facet Edge (FE)  
not compatible with  
soft edge



Flowform Edge "FF"  
not compatible with  
soft edge  
5% upcharge  
laminates not available



Camber Edge "CE"  
8" radius required for soft corner  
5% upcharge  
laminates not available

All rectangular shape table sizes are available with a "Soft" (4" radius) corner. Corner to be specified at time of order.

Model Number	W"	D"	H"	Top Finish	Top Section	List Price
<b>29" Height</b>						
26560/229	36	36	29	Veneer	1	5,260
<b>26560/529</b>	<b>36</b>	<b>36</b>	<b>29</b>	<b>P-Lam</b>	<b>1</b>	<b>4,840</b>
26561/229	48	48	29	Veneer	1	5,855
<b>26561/529</b>	<b>48</b>	<b>48</b>	<b>29</b>	<b>P-Lam</b>	<b>1</b>	<b>5,210</b>
26562/229	54	54	29	Veneer	1	6,425
<b>26562/529</b>	<b>54</b>	<b>54</b>	<b>29</b>	<b>P-Lam</b>	<b>1</b>	<b>5,375</b>
26563/229	60	60	29	Veneer	1	6,925
<b>26563/529</b>	<b>60</b>	<b>60</b>	<b>29</b>	<b>P-Lam</b>	<b>1</b>	<b>5,590</b>

Model Number	W"	D"	H"	Top Finish	Top Section	List Price
<b>38" Height</b>						
26560/238	36	36	38	Veneer	1	8,595
<b>26560/538</b>	<b>36</b>	<b>36</b>	<b>38</b>	<b>P-Lam</b>	<b>1</b>	<b>8,240</b>
26561/238	48	48	38	Veneer	1	9,215
<b>26561/538</b>	<b>48</b>	<b>48</b>	<b>38</b>	<b>P-Lam</b>	<b>1</b>	<b>8,665</b>
26562/238	54	54	38	Veneer	1	9,805
<b>26562/538</b>	<b>54</b>	<b>54</b>	<b>38</b>	<b>P-Lam</b>	<b>1</b>	<b>8,895</b>
26563/238	60	60	38	Veneer	1	10,495
<b>26563/538</b>	<b>60</b>	<b>60</b>	<b>38</b>	<b>P-Lam</b>	<b>1</b>	<b>9,330</b>

## Standard Features:

- Tops are 1¼" thick and available in all Nienkämper standard veneers and plastic laminates.
- Taper and Self edge are typical to the Trestle collection
- Solid oak, maple, or walnut legs can be stained in any Nienkämper finish.
- All tables with two-piece tops include a center plinth base with lift-off access panels
- Foot rails are standard on all standing-height configurations, except on tables with a 36" top depth, and are powder-coated to match the stretcher rail.
- Tables are compatible with most Nienkämper integrated connectivity and power solutions.



# METRONOME™ TRESTLE TABLES

RECTANGULAR Design - Fig40

Specify edge type: add the two letter code after the model number



Taper Edge (TE)



Self Edge (SE)



Facet Edge (FE)  
not compatible with  
soft edge



Flowform Edge "FF"  
not compatible with  
soft edge  
5% upcharge  
laminates not available



Camber Edge "CE"  
8" radius required for soft corner  
5% upcharge  
laminates not available

All rectangular shape table sizes are available with a "Soft" (4" radius) corner. Corner to be specified at time of order.

Model Number	W"	D"	H"	Top Finish	Top Section	List Price
<b>2 Bases / 29" Height</b>						
26501/229	60	36	29	Veneer	1	5,710
<b>26501/529</b>	<b>60</b>	<b>36</b>	<b>29</b>	<b>P-Lam</b>	1	<b>4,945</b>
26502/229	60	42	29	Veneer	1	5,930
<b>26502/529</b>	<b>60</b>	<b>42</b>	<b>29</b>	<b>P-Lam</b>	1	<b>5,100</b>
26503/229	60	48	29	Veneer	1	6,280
<b>26503/529</b>	<b>60</b>	<b>48</b>	<b>29</b>	<b>P-Lam</b>	1	<b>5,200</b>
26504/229	60	54	29	Veneer	1	6,690
<b>26504/529</b>	<b>60</b>	<b>54</b>	<b>29</b>	<b>P-Lam</b>	1	<b>5,390</b>
26505/229	72	36	29	Veneer	1	6,020
<b>26505/529</b>	<b>72</b>	<b>36</b>	<b>29</b>	<b>P-Lam</b>	1	<b>5,225</b>
26506/229	72	42	29	Veneer	1	6,535
<b>26506/529</b>	<b>72</b>	<b>42</b>	<b>29</b>	<b>P-Lam</b>	1	<b>5,445</b>
26507/229	72	48	29	Veneer	1	6,655
<b>26507/529</b>	<b>72</b>	<b>48</b>	<b>29</b>	<b>P-Lam</b>	1	<b>5,575</b>
26508/229	72	54	29	Veneer	1	6,910
<b>26508/529</b>	<b>72</b>	<b>54</b>	<b>29</b>	<b>P-Lam</b>	1	<b>5,765</b>
26509/229	72	60	29	Veneer	1	7,230
<b>26509/529</b>	<b>72</b>	<b>60</b>	<b>29</b>	<b>P-Lam</b>	1	<b>6,020</b>
26510/229	84	36	29	Veneer	1	6,585
<b>26510/529</b>	<b>84</b>	<b>36</b>	<b>29</b>	<b>P-Lam</b>	1	<b>5,505</b>
26511/229	84	42	29	Veneer	1	6,905
<b>26511/529</b>	<b>84</b>	<b>42</b>	<b>29</b>	<b>P-Lam</b>	1	<b>5,790</b>
26512/229	84	48	29	Veneer	1	7,095
<b>26512/529</b>	<b>84</b>	<b>48</b>	<b>29</b>	<b>P-Lam</b>	1	<b>5,945</b>
26513/229	84	54	29	Veneer	1	7,475
<b>26513/529</b>	<b>84</b>	<b>54</b>	<b>29</b>	<b>P-Lam</b>	1	<b>6,205</b>
26514/229	84	60	29	Veneer	1	7,920
<b>26514/529</b>	<b>84</b>	<b>60</b>	<b>29</b>	<b>P-Lam</b>	1	<b>6,530</b>
26515/229	96	36	29	Veneer	1	6,895
<b>26515/529</b>	<b>96</b>	<b>36</b>	<b>29</b>	<b>P-Lam</b>	1	<b>5,815</b>
26516/229	96	42	29	Veneer	1	7,275
<b>26516/529</b>	<b>96</b>	<b>42</b>	<b>29</b>	<b>P-Lam</b>	1	<b>6,135</b>
26517/229	96	48	29	Veneer	1	7,575
<b>26517/529</b>	<b>96</b>	<b>48</b>	<b>29</b>	<b>P-Lam</b>	1	<b>6,325</b>
26518/229	96	54	29	Veneer	1	8,015
<b>26518/529</b>	<b>96</b>	<b>54</b>	<b>29</b>	<b>P-Lam</b>	1	<b>6,705</b>
26519/229	96	60	29	Veneer	1	8,395
<b>26519/529</b>	<b>96</b>	<b>60</b>	<b>29</b>	<b>P-Lam</b>	1	<b>7,020</b>
26520/229	108	42	29	Veneer	1	7,755
<b>26520/529</b>	<b>108</b>	<b>42</b>	<b>29</b>	<b>P-Lam</b>	2	<b>6,340</b>
26521/229	108	48	29	Veneer	2	8,225
<b>26521/529</b>	<b>108</b>	<b>48</b>	<b>29</b>	<b>P-Lam</b>	2	<b>6,710</b>
26522/229	108	54	29	Veneer	2	8,390
<b>26522/529</b>	<b>108</b>	<b>54</b>	<b>29</b>	<b>P-Lam</b>	2	<b>6,795</b>
26523/229	108	60	29	Veneer	2	8,700
<b>26523/529</b>	<b>108</b>	<b>60</b>	<b>29</b>	<b>P-Lam</b>	2	<b>7,015</b>

Model Number	W"	D"	H"	Top Finish	Top Section	List Price
<b>2 Bases / 38" Height</b>						
26501/238	60	36	38	Veneer	1	9,165
<b>26501/538</b>	<b>60</b>	<b>36</b>	<b>38</b>	<b>P-Lam</b>	1	<b>8,500</b>
26502/238	60	42	38	Veneer	1	9,345
<b>26502/538</b>	<b>60</b>	<b>42</b>	<b>38</b>	<b>P-Lam</b>	1	<b>8,640</b>
26503/238	60	48	38	Veneer	1	9,655
<b>26503/538</b>	<b>60</b>	<b>48</b>	<b>38</b>	<b>P-Lam</b>	1	<b>8,725</b>
26504/238	60	54	38	Veneer	1	10,015
<b>26504/538</b>	<b>60</b>	<b>54</b>	<b>38</b>	<b>P-Lam</b>	1	<b>8,880</b>
26505/238	72	36	38	Veneer	1	9,475
<b>26505/538</b>	<b>72</b>	<b>36</b>	<b>38</b>	<b>P-Lam</b>	1	<b>8,790</b>
26506/238	72	42	38	Veneer	1	9,915
<b>26506/538</b>	<b>72</b>	<b>42</b>	<b>38</b>	<b>P-Lam</b>	1	<b>8,980</b>
26507/238	72	48	38	Veneer	1	10,025
<b>26507/538</b>	<b>72</b>	<b>48</b>	<b>38</b>	<b>P-Lam</b>	1	<b>9,090</b>
26508/238	72	54	38	Veneer	1	10,250
<b>26508/538</b>	<b>72</b>	<b>54</b>	<b>38</b>	<b>P-Lam</b>	1	<b>9,260</b>
26509/238	72	60	38	Veneer	1	10,525
<b>26509/538</b>	<b>72</b>	<b>60</b>	<b>38</b>	<b>P-Lam</b>	1	<b>9,475</b>
26510/238	84	36	38	Veneer	1	10,010
<b>26510/538</b>	<b>84</b>	<b>36</b>	<b>38</b>	<b>P-Lam</b>	1	<b>9,080</b>
26511/238	84	42	38	Veneer	1	10,285
<b>26511/538</b>	<b>84</b>	<b>42</b>	<b>38</b>	<b>P-Lam</b>	1	<b>9,320</b>
26512/238	84	48	38	Veneer	1	10,455
<b>26512/538</b>	<b>84</b>	<b>48</b>	<b>38</b>	<b>P-Lam</b>	1	<b>9,460</b>
26513/238	84	54	38	Veneer	1	10,785
<b>26513/538</b>	<b>84</b>	<b>54</b>	<b>38</b>	<b>P-Lam</b>	1	<b>9,685</b>
26514/238	84	60	38	Veneer	1	11,170
<b>26514/538</b>	<b>84</b>	<b>60</b>	<b>38</b>	<b>P-Lam</b>	1	<b>9,955</b>
26515/238	96	36	38	Veneer	1	10,330
<b>26515/538</b>	<b>96</b>	<b>36</b>	<b>38</b>	<b>P-Lam</b>	1	<b>9,395</b>
26516/238	96	42	38	Veneer	1	10,665
<b>26516/538</b>	<b>96</b>	<b>42</b>	<b>38</b>	<b>P-Lam</b>	1	<b>9,670</b>
26517/238	96	48	38	Veneer	1	10,905
<b>26517/538</b>	<b>96</b>	<b>48</b>	<b>38</b>	<b>P-Lam</b>	1	<b>9,835</b>
26518/238	96	54	38	Veneer	1	11,295
<b>26518/538</b>	<b>96</b>	<b>54</b>	<b>38</b>	<b>P-Lam</b>	1	<b>10,160</b>
26519/238	96	60	38	Veneer	1	11,625
<b>26519/538</b>	<b>96</b>	<b>60</b>	<b>38</b>	<b>P-Lam</b>	1	<b>10,435</b>
26520/238	108	42	38	Veneer	2	11,115
<b>26520/538</b>	<b>108</b>	<b>42</b>	<b>38</b>	<b>P-Lam</b>	2	<b>9,895</b>
26521/238	108	48	38	Veneer	2	11,525
<b>26521/538</b>	<b>108</b>	<b>48</b>	<b>38</b>	<b>P-Lam</b>	2	<b>10,210</b>
26522/238	108	54	38	Veneer	2	11,655
<b>26522/538</b>	<b>108</b>	<b>54</b>	<b>38</b>	<b>P-Lam</b>	2	<b>10,285</b>
26523/238	108	60	38	Veneer	2	11,945
<b>26523/538</b>	<b>108</b>	<b>60</b>	<b>38</b>	<b>P-Lam</b>	2	<b>10,485</b>

## Standard Features:

- Tops are 1¼" thick and available in all Nienkämper standard veneers and plastic laminates.
- Taper and self edge options are typical to the Trestle collection.
- Solid oak, maple, or walnut legs can be stained in any Nienkämper finish.
- All tables with two-piece tops include a center plinth base with lift-off access panels
- Foot rails are standard on all standing-height configurations, except on tables with a 36" top depth, and are powder-coated to match the stretcher rail.
- Tables are compatible with most Nienkämper integrated connectivity and power solutions.

# METRONOME™ TRESTLE TABLES

RECTANGULAR Design - Fig40

Specify edge type: add the two letter code after the model number



Taper Edge (TE)



Self Edge (SE)



Facet Edge (FE)  
not compatible with  
soft edge



Flowform Edge "FF"  
not compatible with  
soft edge  
5% upcharge  
laminates not available



Camber Edge "CE"  
8" radius required for soft corner  
5% upcharge  
laminates not available

All rectangular shape table sizes are available with a "Soft" (4" radius) corner. Corner to be specified at time of order.

Model Number	W"	D"	H"	Top Finish	Top Section	List Price
--------------	----	----	----	------------	-------------	------------

### 3 Bases / 29" Height

26524/229	120	42	29	Veneer	2	10,845
<b>26524/529</b>	<b>120</b>	<b>42</b>	<b>29</b>	<b>P-Lam</b>	<b>2</b>	<b>9,365</b>
26525/229	120	48	29	Veneer	2	11,465
<b>26525/529</b>	<b>120</b>	<b>48</b>	<b>29</b>	<b>P-Lam</b>	<b>2</b>	<b>9,725</b>
26526/229	120	54	29	Veneer	2	12,020
<b>26526/529</b>	<b>120</b>	<b>54</b>	<b>29</b>	<b>P-Lam</b>	<b>2</b>	<b>10,060</b>
26527/229	120	60	29	Veneer	2	12,550
<b>26527/529</b>	<b>120</b>	<b>60</b>	<b>29</b>	<b>P-Lam</b>	<b>2</b>	<b>10,350</b>
26528/229	132	42	29	Veneer	2	11,415
<b>26528/529</b>	<b>132</b>	<b>42</b>	<b>29</b>	<b>P-Lam</b>	<b>2</b>	<b>9,790</b>
26529/229	132	48	29	Veneer	2	11,970
<b>26529/529</b>	<b>132</b>	<b>48</b>	<b>29</b>	<b>P-Lam</b>	<b>2</b>	<b>10,100</b>
26530/229	132	54	29	Veneer	2	12,615
<b>26530/529</b>	<b>132</b>	<b>54</b>	<b>29</b>	<b>P-Lam</b>	<b>2</b>	<b>10,305</b>
26531/229	132	60	29	Veneer	2	13,030
<b>26531/529</b>	<b>132</b>	<b>60</b>	<b>29</b>	<b>P-Lam</b>	<b>2</b>	<b>10,695</b>
26532/229	144	48	29	Veneer	2	12,475
<b>26532/529</b>	<b>144</b>	<b>48</b>	<b>29</b>	<b>P-Lam</b>	<b>2</b>	<b>10,435</b>
26533/229	144	54	29	Veneer	2	13,180
<b>26533/529</b>	<b>144</b>	<b>54</b>	<b>29</b>	<b>P-Lam</b>	<b>2</b>	<b>10,760</b>
26534/229	144	60	29	Veneer	2	13,825
<b>26534/529</b>	<b>144</b>	<b>60</b>	<b>29</b>	<b>P-Lam</b>	<b>2</b>	<b>11,225</b>
26535/229	156	48	29	Veneer	2	12,985
<b>26535/529</b>	<b>156</b>	<b>48</b>	<b>29</b>	<b>P-Lam</b>	<b>2</b>	<b>10,845</b>
26536/229	156	54	29	Veneer	2	13,750
<b>26536/529</b>	<b>156</b>	<b>54</b>	<b>29</b>	<b>P-Lam</b>	<b>2</b>	<b>11,210</b>
26537/229	156	60	29	Veneer	2	14,505
<b>26537/529</b>	<b>156</b>	<b>60</b>	<b>29</b>	<b>P-Lam</b>	<b>2</b>	<b>11,735</b>
26538/229	168	48	29	Veneer	2	13,520
<b>26538/529</b>	<b>168</b>	<b>48</b>	<b>29</b>	<b>P-Lam</b>	<b>2</b>	<b>11,210</b>
26539/229	168	54	29	Veneer	2	14,255
<b>26539/529</b>	<b>168</b>	<b>54</b>	<b>29</b>	<b>P-Lam</b>	<b>2</b>	<b>11,620</b>
26540/229	168	60	29	Veneer	2	15,170
<b>26540/529</b>	<b>168</b>	<b>60</b>	<b>29</b>	<b>P-Lam</b>	<b>2</b>	<b>12,140</b>
26541/229	180	48	29	Veneer	3	14,060
<b>26541/529</b>	<b>180</b>	<b>48</b>	<b>29</b>	<b>P-Lam</b>	<b>3</b>	<b>11,620</b>
26542/229	180	54	29	Veneer	3	14,840
<b>26542/529</b>	<b>180</b>	<b>54</b>	<b>29</b>	<b>P-Lam</b>	<b>3</b>	<b>12,020</b>
26543/229	180	60	29	Veneer	3	15,715
<b>26543/529</b>	<b>180</b>	<b>60</b>	<b>29</b>	<b>P-Lam</b>	<b>3</b>	<b>12,585</b>

Model Number	W"	D"	H"	Top Finish	Top Section	List Price
--------------	----	----	----	------------	-------------	------------


### 3 Bases / 38" Height

26524/238	120	42	38	Veneer	2	14,700
<b>26524/538</b>	<b>120</b>	<b>42</b>	<b>38</b>	<b>P-Lam</b>	<b>2</b>	<b>13,430</b>
26525/238	120	48	38	Veneer	2	15,185
<b>26525/538</b>	<b>120</b>	<b>48</b>	<b>38</b>	<b>P-Lam</b>	<b>2</b>	<b>13,690</b>
26526/238	120	54	38	Veneer	2	15,625
<b>26526/538</b>	<b>120</b>	<b>54</b>	<b>38</b>	<b>P-Lam</b>	<b>2</b>	<b>13,930</b>
26527/238	120	60	38	Veneer	2	15,945
<b>26527/538</b>	<b>120</b>	<b>60</b>	<b>38</b>	<b>P-Lam</b>	<b>2</b>	<b>14,050</b>
26528/238	132	42	38	Veneer	2	15,255
<b>26528/538</b>	<b>132</b>	<b>42</b>	<b>38</b>	<b>P-Lam</b>	<b>2</b>	<b>13,845</b>
26529/238	132	48	38	Veneer	2	15,675
<b>26529/538</b>	<b>132</b>	<b>48</b>	<b>38</b>	<b>P-Lam</b>	<b>2</b>	<b>14,050</b>
26530/238	132	54	38	Veneer	2	16,190
<b>26530/538</b>	<b>132</b>	<b>54</b>	<b>38</b>	<b>P-Lam</b>	<b>2</b>	<b>14,190</b>
26531/238	132	60	38	Veneer	2	16,405
<b>26531/538</b>	<b>132</b>	<b>60</b>	<b>38</b>	<b>P-Lam</b>	<b>2</b>	<b>14,400</b>
26532/238	144	48	38	Veneer	2	16,185
<b>26532/538</b>	<b>144</b>	<b>48</b>	<b>38</b>	<b>P-Lam</b>	<b>2</b>	<b>14,420</b>
26533/238	144	54	38	Veneer	2	16,745
<b>26533/538</b>	<b>144</b>	<b>54</b>	<b>38</b>	<b>P-Lam</b>	<b>2</b>	<b>14,655</b>
26534/238	144	60	38	Veneer	2	17,175
<b>26534/538</b>	<b>144</b>	<b>60</b>	<b>38</b>	<b>P-Lam</b>	<b>2</b>	<b>14,925</b>
26535/238	156	48	38	Veneer	2	16,660
<b>26535/538</b>	<b>156</b>	<b>48</b>	<b>38</b>	<b>P-Lam</b>	<b>2</b>	<b>14,805</b>
26536/238	156	54	38	Veneer	2	17,290
<b>26536/538</b>	<b>156</b>	<b>54</b>	<b>38</b>	<b>P-Lam</b>	<b>2</b>	<b>15,095</b>
26537/238	156	60	38	Veneer	2	17,805
<b>26537/538</b>	<b>156</b>	<b>60</b>	<b>38</b>	<b>P-Lam</b>	<b>2</b>	<b>15,400</b>
26538/238	168	48	38	Veneer	2	17,180
<b>26538/538</b>	<b>168</b>	<b>48</b>	<b>38</b>	<b>P-Lam</b>	<b>2</b>	<b>15,180</b>
26539/238	168	54	38	Veneer	2	17,775
<b>26539/538</b>	<b>168</b>	<b>54</b>	<b>38</b>	<b>P-Lam</b>	<b>2</b>	<b>15,495</b>
26540/238	168	60	38	Veneer	2	18,440
<b>26540/538</b>	<b>168</b>	<b>60</b>	<b>38</b>	<b>P-Lam</b>	<b>2</b>	<b>15,805</b>
26541/238	180	48	38	Veneer	3	17,690
<b>26541/538</b>	<b>180</b>	<b>48</b>	<b>38</b>	<b>P-Lam</b>	<b>3</b>	<b>15,580</b>
26542/238	180	54	38	Veneer	3	18,325
<b>26542/538</b>	<b>180</b>	<b>54</b>	<b>38</b>	<b>P-Lam</b>	<b>3</b>	<b>15,895</b>
26543/238	180	60	38	Veneer	3	18,945
<b>26543/538</b>	<b>180</b>	<b>60</b>	<b>38</b>	<b>P-Lam</b>	<b>3</b>	<b>16,240</b>

### Standard Features:

- Tops are 1 1/4" thick and available in all Nienkämper standard veneers and plastic laminates.
- Taper and Self edge are typical to the Trestle collection
- Solid oak, maple, or walnut legs can be stained in any Nienkämper finish.
- All tables with two-piece tops include a center plinth base with lift-off access panels
- Foot rails are standard on all standing-height configurations, except on tables with a 36" top depth, and are powder-coated to match the stretcher rail.
- Tables are compatible with most Nienkämper integrated connectivity and power solutions.

Model #26543/538



# METRONOME™ TRESTLE TABLES

RECTANGULAR Design - Fig40

Specify edge type: add the two letter code after the model number



Taper Edge (TE)

Self Edge (SE)

Facet Edge (FE)  
not compatible with  
soft edge

Flowform Edge "FF"  
not compatible with  
soft edge  
5% upcharge  
laminates not available

Camber Edge "CE"  
8" radius required for soft corner  
5% upcharge  
laminates not available

All rectangular shape table sizes are available with a "Soft" (4" radius) corner. Corner to be specified at time of order.

Model Number	W"	D"	H"	Top Finish	Top Section	List Price
<b>4 Bases / 29" Height</b>						
26544/229	192	48	29	Veneer	4	17,430
<b>26544/529</b>	<b>192</b>	<b>48</b>	<b>29</b>	<b>P-Lam</b>	<b>4</b>	<b>14,565</b>
26545/229	192	54	29	Veneer	4	18,220
<b>26545/529</b>	<b>192</b>	<b>54</b>	<b>29</b>	<b>P-Lam</b>	<b>4</b>	<b>15,075</b>
26546/229	192	60	29	Veneer	4	18,980
<b>26546/529</b>	<b>192</b>	<b>60</b>	<b>29</b>	<b>P-Lam</b>	<b>4</b>	<b>15,490</b>
26547/229	204	48	29	Veneer	4	17,925
<b>26547/529</b>	<b>204</b>	<b>48</b>	<b>29</b>	<b>P-Lam</b>	<b>4</b>	<b>15,005</b>
26548/229	204	54	29	Veneer	4	18,755
<b>26548/529</b>	<b>204</b>	<b>54</b>	<b>29</b>	<b>P-Lam</b>	<b>4</b>	<b>15,580</b>
26549/229	204	60	29	Veneer	4	19,550
<b>26549/529</b>	<b>204</b>	<b>60</b>	<b>29</b>	<b>P-Lam</b>	<b>4</b>	<b>15,990</b>
26550/229	216	48	29	Veneer	4	18,500
<b>26550/529</b>	<b>216</b>	<b>48</b>	<b>29</b>	<b>P-Lam</b>	<b>4</b>	<b>15,355</b>
26551/229	216	54	29	Veneer	4	19,320
<b>26551/529</b>	<b>216</b>	<b>54</b>	<b>29</b>	<b>P-Lam</b>	<b>4</b>	<b>16,090</b>
26552/229	216	60	29	Veneer	4	20,135
<b>26552/529</b>	<b>216</b>	<b>60</b>	<b>29</b>	<b>P-Lam</b>	<b>4</b>	<b>16,525</b>
26553/229	228	48	29	Veneer	4	18,910
<b>26553/529</b>	<b>228</b>	<b>48</b>	<b>29</b>	<b>P-Lam</b>	<b>4</b>	<b>15,720</b>
26554/229	228	54	29	Veneer	4	19,880
<b>26554/529</b>	<b>228</b>	<b>54</b>	<b>29</b>	<b>P-Lam</b>	<b>4</b>	<b>16,460</b>
26555/229	228	60	29	Veneer	4	20,870
<b>26555/529</b>	<b>228</b>	<b>60</b>	<b>29</b>	<b>P-Lam</b>	<b>4</b>	<b>16,945</b>
26556/229	240	48	29	Veneer	4	19,450
<b>26556/529</b>	<b>240</b>	<b>48</b>	<b>29</b>	<b>P-Lam</b>	<b>4</b>	<b>16,205</b>
26557/229	240	54	29	Veneer	4	20,360
<b>26557/529</b>	<b>240</b>	<b>54</b>	<b>29</b>	<b>P-Lam</b>	<b>4</b>	<b>16,820</b>
26558/229	240	60	29	Veneer	4	21,390
<b>26558/529</b>	<b>240</b>	<b>60</b>	<b>29</b>	<b>P-Lam</b>	<b>4</b>	<b>17,295</b>

Model Number	W"	D"	H"	Top Finish	Top Section	List Price
<b>4 Bases / 38" Height</b>						
26544/238	192	48	38	Veneer	4	21,555
<b>26544/538</b>	<b>192</b>	<b>48</b>	<b>38</b>	<b>P-Lam</b>	<b>4</b>	<b>19,065</b>
26545/238	192	54	38	Veneer	4	22,225
<b>26545/538</b>	<b>192</b>	<b>54</b>	<b>38</b>	<b>P-Lam</b>	<b>4</b>	<b>19,505</b>
26546/238	192	60	38	Veneer	4	22,890
<b>26546/538</b>	<b>192</b>	<b>60</b>	<b>38</b>	<b>P-Lam</b>	<b>4</b>	<b>19,870</b>
26547/238	204	48	38	Veneer	4	22,040
<b>26547/538</b>	<b>204</b>	<b>48</b>	<b>38</b>	<b>P-Lam</b>	<b>4</b>	<b>19,505</b>
26548/238	204	54	38	Veneer	4	22,755
<b>26548/538</b>	<b>204</b>	<b>54</b>	<b>38</b>	<b>P-Lam</b>	<b>4</b>	<b>20,000</b>
26549/238	204	60	38	Veneer	4	23,445
<b>26549/538</b>	<b>204</b>	<b>60</b>	<b>38</b>	<b>P-Lam</b>	<b>4</b>	<b>20,355</b>
26550/238	216	48	38	Veneer	4	22,560
<b>26550/538</b>	<b>216</b>	<b>48</b>	<b>38</b>	<b>P-Lam</b>	<b>4</b>	<b>19,840</b>
26551/238	216	54	38	Veneer	4	23,285
<b>26551/538</b>	<b>216</b>	<b>54</b>	<b>38</b>	<b>P-Lam</b>	<b>4</b>	<b>20,485</b>
26552/238	216	60	38	Veneer	4	23,985
<b>26552/538</b>	<b>216</b>	<b>60</b>	<b>38</b>	<b>P-Lam</b>	<b>4</b>	<b>20,860</b>
26553/238	228	48	38	Veneer	4	22,975
<b>26553/538</b>	<b>228</b>	<b>48</b>	<b>38</b>	<b>P-Lam</b>	<b>4</b>	<b>20,220</b>
26554/238	228	54	38	Veneer	4	23,815
<b>26554/538</b>	<b>228</b>	<b>54</b>	<b>38</b>	<b>P-Lam</b>	<b>4</b>	<b>20,860</b>
26555/238	228	60	38	Veneer	4	24,675
<b>26555/538</b>	<b>228</b>	<b>60</b>	<b>38</b>	<b>P-Lam</b>	<b>4</b>	<b>21,265</b>
26556/238	240	48	38	Veneer	4	23,460
<b>26556/538</b>	<b>240</b>	<b>48</b>	<b>38</b>	<b>P-Lam</b>	<b>4</b>	<b>20,650</b>
26557/238	240	54	38	Veneer	4	24,255
<b>26557/538</b>	<b>240</b>	<b>54</b>	<b>38</b>	<b>P-Lam</b>	<b>4</b>	<b>21,185</b>
26558/238	240	60	38	Veneer	4	25,150
<b>26558/538</b>	<b>240</b>	<b>60</b>	<b>38</b>	<b>P-Lam</b>	<b>4</b>	<b>21,595</b>

## Standard Features:

- Tops are 1 1/4" thick and available in all Nienkämper standard veneers and plastic laminates.
- Taper and Self edge are typical to the Trestle collection
- Solid oak, maple, or walnut legs can be stained in any Nienkämper finish.
- All tables with two-piece tops include a center plinth base with lift-off access panels
- Foot rails are standard on all standing-height configurations, except on tables with a 36" top depth, and are powder-coated to match the stretcher rail.
- Tables are compatible with most Nienkämper integrated connectivity and power solutions.



# METRONOME™ TRESTLE TABLES

## SQUARE WITH SOFT (4" RADIUS) CORNERS Design - Fig40



Specify edge type: add the two letter code after the model number



Taper Edge (TE)



Self Edge (SE)



Camber Edge "CE"  
8" radius required for soft corner  
5% upcharge  
laminates not available

Model Number	W"	D"	H"	Top Finish	Top Section	List Price
<b>29" Height</b>						
26625/229	36	36	29	Veneer	1	5,385
<b>26625/529</b>	<b>36</b>	<b>36</b>	<b>29</b>	<b>P-Lam</b>	<b>1</b>	<b>4,960</b>
26626/229	48	48	29	Veneer	1	6,005
<b>26626/529</b>	<b>48</b>	<b>48</b>	<b>29</b>	<b>P-Lam</b>	<b>1</b>	<b>5,345</b>
26627/229	54	54	29	Veneer	1	6,585
<b>26627/529</b>	<b>54</b>	<b>54</b>	<b>29</b>	<b>P-Lam</b>	<b>1</b>	<b>5,510</b>
26628/229	60	60	29	Veneer	1	7,105
<b>26628/529</b>	<b>60</b>	<b>60</b>	<b>29</b>	<b>P-Lam</b>	<b>1</b>	<b>5,735</b>

Model Number	W"	D"	H"	Top Finish	Top Section	List Price
<b>38" Height</b>						
26625/238	36	36	38	Veneer	1	8,815
<b>26625/538</b>	<b>36</b>	<b>36</b>	<b>38</b>	<b>P-Lam</b>	<b>1</b>	<b>8,445</b>
26626/238	48	48	38	Veneer	1	9,445
<b>26626/538</b>	<b>48</b>	<b>48</b>	<b>38</b>	<b>P-Lam</b>	<b>1</b>	<b>8,880</b>
26627/238	54	54	38	Veneer	1	10,060
<b>26627/538</b>	<b>54</b>	<b>54</b>	<b>38</b>	<b>P-Lam</b>	<b>1</b>	<b>9,115</b>
26628/238	60	60	38	Veneer	1	10,755
<b>26628/538</b>	<b>60</b>	<b>60</b>	<b>38</b>	<b>P-Lam</b>	<b>1</b>	<b>9,570</b>

### Standard Features:

- Tops are 1¼" thick and available in all Nienkämper standard veneers and plastic laminates.
- Taper and Self edge are typical to the Trestle collection
- Solid oak, maple, or walnut legs can be stained in any Nienkämper finish.
- All tables with two-piece tops include a center plinth base with lift-off access panels
- Foot rails are standard on all standing-height configurations, except on tables with a 36" top depth, and are powder-coated to match the stretcher rail.
- Tables are compatible with most Nienkämper integrated connectivity and power solutions.




# METRONOME™ TRESTLE TABLES

## RECTANGULAR WITH SOFT (4" RADIUS) CORNERS

Design - Fig40

Specify edge type: add the two letter code after the model number



Model Number	W"	D"	H"	Top Finish	Top Section	List Price
<b>2 Bases / 29" Height</b>						
26565/229	60	36	29	Veneer	1	5,855
<b>26565/529 60</b>	<b>36</b>	<b>29</b>		<b>P-Lam</b>	<b>1</b>	<b>5,070</b>
26566/229	60	42	29	Veneer	1	6,080
<b>26566/529 60</b>	<b>42</b>	<b>29</b>		<b>P-Lam</b>	<b>1</b>	<b>5,235</b>
26567/229	60	48	29	Veneer	1	6,440
<b>26567/529 60</b>	<b>48</b>	<b>29</b>		<b>P-Lam</b>	<b>1</b>	<b>5,330</b>
26568/229	60	54	29	Veneer	1	6,865
<b>26568/529 60</b>	<b>54</b>	<b>29</b>		<b>P-Lam</b>	<b>1</b>	<b>5,530</b>
26569/229	72	36	29	Veneer	1	6,170
<b>26569/529 72</b>	<b>36</b>	<b>29</b>		<b>P-Lam</b>	<b>1</b>	<b>5,355</b>
26570/229	72	42	29	Veneer	1	6,700
<b>26570/529 72</b>	<b>42</b>	<b>29</b>		<b>P-Lam</b>	<b>1</b>	<b>5,585</b>
26571/229	72	48	29	Veneer	1	6,820
<b>26571/529 72</b>	<b>48</b>	<b>29</b>		<b>P-Lam</b>	<b>1</b>	<b>5,715</b>
26572/229	72	54	29	Veneer	1	7,090
<b>26572/529 72</b>	<b>54</b>	<b>29</b>		<b>P-Lam</b>	<b>1</b>	<b>5,910</b>
26573/229	72	60	29	Veneer	1	7,410
<b>26573/529 72</b>	<b>60</b>	<b>29</b>		<b>P-Lam</b>	<b>1</b>	<b>6,170</b>
26574/229	84	36	29	Veneer	1	6,760
<b>26574/529 84</b>	<b>36</b>	<b>29</b>		<b>P-Lam</b>	<b>1</b>	<b>5,640</b>
26575/229	84	42	29	Veneer	1	7,085
<b>26575/529 84</b>	<b>42</b>	<b>29</b>		<b>P-Lam</b>	<b>1</b>	<b>5,940</b>
26576/229	84	48	29	Veneer	1	7,270
<b>26576/529 84</b>	<b>48</b>	<b>29</b>		<b>P-Lam</b>	<b>1</b>	<b>6,105</b>
26577/229	84	54	29	Veneer	1	7,660
<b>26577/529 84</b>	<b>54</b>	<b>29</b>		<b>P-Lam</b>	<b>1</b>	<b>6,360</b>
26578/229	84	60	29	Veneer	1	8,120
<b>26578/529 84</b>	<b>60</b>	<b>29</b>		<b>P-Lam</b>	<b>1</b>	<b>6,680</b>
26579/229	96	36	29	Veneer	1	7,080
<b>26579/529 96</b>	<b>36</b>	<b>29</b>		<b>P-Lam</b>	<b>1</b>	<b>5,965</b>
26580/229	96	42	29	Veneer	1	7,470
<b>26580/529 96</b>	<b>42</b>	<b>29</b>		<b>P-Lam</b>	<b>1</b>	<b>6,295</b>
26581/229	96	48	29	Veneer	1	7,760
<b>26581/529 96</b>	<b>48</b>	<b>29</b>		<b>P-Lam</b>	<b>1</b>	<b>6,485</b>
26582/229	96	54	29	Veneer	1	8,215
<b>26582/529 96</b>	<b>54</b>	<b>29</b>		<b>P-Lam</b>	<b>1</b>	<b>6,875</b>
26583/229	96	60	29	Veneer	1	8,610
<b>26583/529 96</b>	<b>60</b>	<b>29</b>		<b>P-Lam</b>	<b>1</b>	<b>7,205</b>
26584/229	108	42	29	Veneer	2	7,955
<b>26584/529 108</b>	<b>42</b>	<b>29</b>		<b>P-Lam</b>	<b>2</b>	<b>6,500</b>
26585/229	108	48	29	Veneer	2	8,435
<b>26585/529 108</b>	<b>48</b>	<b>29</b>		<b>P-Lam</b>	<b>2</b>	<b>6,880</b>
26586/229	108	54	29	Veneer	2	8,600
<b>26586/529 108</b>	<b>54</b>	<b>29</b>		<b>P-Lam</b>	<b>2</b>	<b>6,980</b>
26587/229	108	60	29	Veneer	2	8,915
<b>26587/529 108</b>	<b>60</b>	<b>29</b>		<b>P-Lam</b>	<b>2</b>	<b>7,200</b>

Model Number	W"	D"	H"	Top Finish	Top Section	List Price
<b>2 Bases / 38" Height</b>						
26565/238	60	36	38	Veneer	1	9,395
<b>26565/538</b>	<b>60</b>	<b>36</b>	<b>38</b>	<b>P-Lam</b>	<b>1</b>	<b>8,710</b>
26566/238	60	42	38	Veneer	1	9,585
<b>26566/538</b>	<b>60</b>	<b>42</b>	<b>38</b>	<b>P-Lam</b>	<b>1</b>	<b>8,860</b>
26567/238	60	48	38	Veneer	1	9,900
<b>26567/538</b>	<b>60</b>	<b>48</b>	<b>38</b>	<b>P-Lam</b>	<b>1</b>	<b>8,945</b>
26568/238	60	54	38	Veneer	1	10,270
<b>26568/538</b>	<b>60</b>	<b>54</b>	<b>38</b>	<b>P-Lam</b>	<b>1</b>	<b>9,105</b>
26569/238	72	36	38	Veneer	1	9,715
<b>26569/538</b>	<b>72</b>	<b>36</b>	<b>38</b>	<b>P-Lam</b>	<b>1</b>	<b>9,015</b>
26570/238	72	42	38	Veneer	1	10,165
<b>26570/538</b>	<b>72</b>	<b>42</b>	<b>38</b>	<b>P-Lam</b>	<b>1</b>	<b>9,210</b>
26571/238	72	48	38	Veneer	1	10,280
<b>26571/538</b>	<b>72</b>	<b>48</b>	<b>38</b>	<b>P-Lam</b>	<b>1</b>	<b>9,320</b>
26572/238	72	54	38	Veneer	1	10,510
<b>26572/538</b>	<b>72</b>	<b>54</b>	<b>38</b>	<b>P-Lam</b>	<b>1</b>	<b>9,485</b>
26573/238	72	60	38	Veneer	1	10,785
<b>26573/538</b>	<b>72</b>	<b>60</b>	<b>38</b>	<b>P-Lam</b>	<b>1</b>	<b>9,715</b>
26574/238	84	36	38	Veneer	1	10,265
<b>26574/538</b>	<b>84</b>	<b>36</b>	<b>38</b>	<b>P-Lam</b>	<b>1</b>	<b>9,310</b>
26575/238	84	42	38	Veneer	1	10,550
<b>26575/538</b>	<b>84</b>	<b>42</b>	<b>38</b>	<b>P-Lam</b>	<b>1</b>	<b>9,555</b>
26576/238	84	48	38	Veneer	1	10,725
<b>26576/538</b>	<b>84</b>	<b>48</b>	<b>38</b>	<b>P-Lam</b>	<b>1</b>	<b>9,695</b>
26577/238	84	54	38	Veneer	1	11,060
<b>26577/538</b>	<b>84</b>	<b>54</b>	<b>38</b>	<b>P-Lam</b>	<b>1</b>	<b>9,925</b>
26578/238	84	60	38	Veneer	1	11,445
<b>26578/538</b>	<b>84</b>	<b>60</b>	<b>38</b>	<b>P-Lam</b>	<b>1</b>	<b>10,210</b>
26579/238	96	36	38	Veneer	1	10,595
<b>26579/538</b>	<b>96</b>	<b>36</b>	<b>38</b>	<b>P-Lam</b>	<b>1</b>	<b>9,635</b>
26580/238	96	42	38	Veneer	1	10,935
<b>26580/538</b>	<b>96</b>	<b>42</b>	<b>38</b>	<b>P-Lam</b>	<b>1</b>	<b>9,910</b>
26581/238	96	48	38	Veneer	1	11,180
<b>26581/538</b>	<b>96</b>	<b>48</b>	<b>38</b>	<b>P-Lam</b>	<b>1</b>	<b>10,090</b>
26582/238	96	54	38	Veneer	1	11,580
<b>26582/538</b>	<b>96</b>	<b>54</b>	<b>38</b>	<b>P-Lam</b>	<b>1</b>	<b>10,415</b>
26583/238	96	60	38	Veneer	1	11,920
<b>26583/538</b>	<b>96</b>	<b>60</b>	<b>38</b>	<b>P-Lam</b>	<b>1</b>	<b>10,695</b>
26584/238	108	42	38	Veneer	2	11,400
<b>26584/538</b>	<b>108</b>	<b>42</b>	<b>38</b>	<b>P-Lam</b>	<b>2</b>	<b>10,140</b>
26585/238	108	48	38	Veneer	2	11,815
<b>26585/538</b>	<b>108</b>	<b>48</b>	<b>38</b>	<b>P-Lam</b>	<b>2</b>	<b>10,470</b>
26586/238	108	54	38	Veneer	2	11,960
<b>26586/538</b>	<b>108</b>	<b>54</b>	<b>38</b>	<b>P-Lam</b>	<b>2</b>	<b>10,550</b>
26587/238	108	60	38	Veneer	2	12,235
<b>26587/538</b>	<b>108</b>	<b>60</b>	<b>38</b>	<b>P-Lam</b>	<b>2</b>	<b>10,745</b>

### Standard Features:

- Tops are 1/4" thick and available in all Nienkämper standard veneers and plastic laminates.
- Taper and Self edge are typical to the Trestle collection
- Solid oak, maple, or walnut legs can be stained in any Nienkämper finish.
- All tables with two-piece tops include a center plinth base with lift-off access panels
- Foot rails are standard on all standing-height configurations, except on tables with a 36" top depth, and are powder-coated to match the stretcher rail.
- Tables are compatible with most Nienkämper integrated connectivity and power solutions.

Model # 26587/538



# METRONOME™ TRESTLE TABLES

## RECTANGULAR WITH SOFT (4" RADIUS) CORNERS

Design - Fig40

Specify edge type: add the two letter code after the model number



Taper Edge (TE)



Self Edge (SE)



Camber Edge "CE"  
8" radius required for soft corner  
5% upcharge  
laminates not available

Model Number	W"	D"	H"	Top Finish	Top Section	List Price
<b>3 Bases / 29" Height</b>						
26588/229	120	42	29	Veneer	2	11,115
<b>26588/529</b>	<b>120</b>	<b>42</b>	<b>29</b>	<b>P-Lam</b>	<b>2</b>	<b>9,605</b>
26589/229	120	48	29	Veneer	2	11,755
<b>26589/529</b>	<b>120</b>	<b>48</b>	<b>29</b>	<b>P-Lam</b>	<b>2</b>	<b>9,970</b>
26590/229	120	54	29	Veneer	2	12,330
<b>26590/529</b>	<b>120</b>	<b>54</b>	<b>29</b>	<b>P-Lam</b>	<b>2</b>	<b>10,320</b>
26591/229	120	60	29	Veneer	2	12,865
<b>26591/529</b>	<b>120</b>	<b>60</b>	<b>29</b>	<b>P-Lam</b>	<b>2</b>	<b>10,615</b>
26592/229	132	42	29	Veneer	2	11,715
<b>26592/529</b>	<b>132</b>	<b>42</b>	<b>29</b>	<b>P-Lam</b>	<b>2</b>	<b>10,045</b>
26593/229	132	48	29	Veneer	2	12,265
<b>26593/529</b>	<b>132</b>	<b>48</b>	<b>29</b>	<b>P-Lam</b>	<b>2</b>	<b>10,355</b>
26594/229	132	54	29	Veneer	2	12,935
<b>26594/529</b>	<b>132</b>	<b>54</b>	<b>29</b>	<b>P-Lam</b>	<b>2</b>	<b>10,565</b>
26595/229	132	60	29	Veneer	2	13,345
<b>26595/529</b>	<b>132</b>	<b>60</b>	<b>29</b>	<b>P-Lam</b>	<b>2</b>	<b>10,970</b>
26596/229	144	48	29	Veneer	2	12,790
<b>26596/529</b>	<b>144</b>	<b>48</b>	<b>29</b>	<b>P-Lam</b>	<b>2</b>	<b>10,695</b>
26597/229	144	54	29	Veneer	2	13,510
<b>26597/529</b>	<b>144</b>	<b>54</b>	<b>29</b>	<b>P-Lam</b>	<b>2</b>	<b>11,025</b>
26598/229	144	60	29	Veneer	2	14,170
<b>26598/529</b>	<b>144</b>	<b>60</b>	<b>29</b>	<b>P-Lam</b>	<b>2</b>	<b>11,515</b>
26599/229	156	48	29	Veneer	2	13,305
<b>26599/529</b>	<b>156</b>	<b>48</b>	<b>29</b>	<b>P-Lam</b>	<b>2</b>	<b>11,115</b>
26600/229	156	54	29	Veneer	2	14,095
<b>26600/529</b>	<b>156</b>	<b>54</b>	<b>29</b>	<b>P-Lam</b>	<b>2</b>	<b>11,500</b>
26601/229	156	60	29	Veneer	2	14,865
<b>26601/529</b>	<b>156</b>	<b>60</b>	<b>29</b>	<b>P-Lam</b>	<b>2</b>	<b>12,020</b>
26602/229	168	48	29	Veneer	2	13,855
<b>26602/529</b>	<b>168</b>	<b>48</b>	<b>29</b>	<b>P-Lam</b>	<b>2</b>	<b>11,500</b>
26603/229	168	54	29	Veneer	2	14,610
<b>26603/529</b>	<b>168</b>	<b>54</b>	<b>29</b>	<b>P-Lam</b>	<b>2</b>	<b>11,910</b>
26604/229	168	60	29	Veneer	2	15,560
<b>26604/529</b>	<b>168</b>	<b>60</b>	<b>29</b>	<b>P-Lam</b>	<b>2</b>	<b>12,445</b>
26605/229	180	48	29	Veneer	3	14,420
<b>26605/529</b>	<b>180</b>	<b>48</b>	<b>29</b>	<b>P-Lam</b>	<b>3</b>	<b>11,910</b>
26606/229	180	54	29	Veneer	3	15,210
<b>26606/529</b>	<b>180</b>	<b>54</b>	<b>29</b>	<b>P-Lam</b>	<b>3</b>	<b>12,330</b>
26607/229	180	60	29	Veneer	3	16,115
<b>26607/529</b>	<b>180</b>	<b>60</b>	<b>29</b>	<b>P-Lam</b>	<b>3</b>	<b>12,900</b>

Model Number	W"	D"	H"	Top Finish	Top Section	List Price
<b>3 Bases / 38" Height</b>						
26588/238	120	42	38	Veneer	2	15,075
<b>26588/538</b>	<b>120</b>	<b>42</b>	<b>38</b>	<b>P-Lam</b>	<b>2</b>	<b>13,770</b>
26589/238	120	48	38	Veneer	2	15,570
<b>26589/538</b>	<b>120</b>	<b>48</b>	<b>38</b>	<b>P-Lam</b>	<b>2</b>	<b>14,035</b>
26590/238	120	54	38	Veneer	2	16,025
<b>26590/538</b>	<b>120</b>	<b>54</b>	<b>38</b>	<b>P-Lam</b>	<b>2</b>	<b>14,280</b>
26591/238	120	60	38	Veneer	2	16,350
<b>26591/538</b>	<b>120</b>	<b>60</b>	<b>38</b>	<b>P-Lam</b>	<b>2</b>	<b>14,405</b>
26592/238	132	42	38	Veneer	2	15,625
<b>26592/538</b>	<b>132</b>	<b>42</b>	<b>38</b>	<b>P-Lam</b>	<b>2</b>	<b>14,195</b>
26593/238	132	48	38	Veneer	2	16,060
<b>26593/538</b>	<b>132</b>	<b>48</b>	<b>38</b>	<b>P-Lam</b>	<b>2</b>	<b>14,405</b>
26594/238	132	54	38	Veneer	2	16,600
<b>26594/538</b>	<b>132</b>	<b>54</b>	<b>38</b>	<b>P-Lam</b>	<b>2</b>	<b>14,545</b>
26595/238	132	60	38	Veneer	2	16,825
<b>26595/538</b>	<b>132</b>	<b>60</b>	<b>38</b>	<b>P-Lam</b>	<b>2</b>	<b>14,760</b>
26596/238	144	48	38	Veneer	2	16,590
<b>26596/538</b>	<b>144</b>	<b>48</b>	<b>38</b>	<b>P-Lam</b>	<b>2</b>	<b>14,775</b>
26597/238	144	54	38	Veneer	2	17,170
<b>26597/538</b>	<b>144</b>	<b>54</b>	<b>38</b>	<b>P-Lam</b>	<b>2</b>	<b>15,025</b>
26598/238	144	60	38	Veneer	2	17,600
<b>26598/538</b>	<b>144</b>	<b>60</b>	<b>38</b>	<b>P-Lam</b>	<b>2</b>	<b>15,300</b>
26599/238	156	48	38	Veneer	2	17,080
<b>26599/538</b>	<b>156</b>	<b>48</b>	<b>38</b>	<b>P-Lam</b>	<b>2</b>	<b>15,185</b>
26600/238	156	54	38	Veneer	2	17,715
<b>26600/538</b>	<b>156</b>	<b>54</b>	<b>38</b>	<b>P-Lam</b>	<b>2</b>	<b>15,480</b>
26601/238	156	60	38	Veneer	2	18,255
<b>26601/538</b>	<b>156</b>	<b>60</b>	<b>38</b>	<b>P-Lam</b>	<b>2</b>	<b>15,795</b>
26602/238	168	48	38	Veneer	2	17,610
<b>26602/538</b>	<b>168</b>	<b>48</b>	<b>38</b>	<b>P-Lam</b>	<b>2</b>	<b>15,565</b>
26603/238	168	54	38	Veneer	2	18,215
<b>26603/538</b>	<b>168</b>	<b>54</b>	<b>38</b>	<b>P-Lam</b>	<b>2</b>	<b>15,890</b>
26604/238	168	60	38	Veneer	2	18,900
<b>26604/538</b>	<b>168</b>	<b>60</b>	<b>38</b>	<b>P-Lam</b>	<b>2</b>	<b>16,205</b>
26605/238	180	48	38	Veneer	3	18,135
<b>26605/538</b>	<b>180</b>	<b>48</b>	<b>38</b>	<b>P-Lam</b>	<b>3</b>	<b>15,970</b>
26606/238	180	54	38	Veneer	3	18,785
<b>26606/538</b>	<b>180</b>	<b>54</b>	<b>38</b>	<b>P-Lam</b>	<b>3</b>	<b>16,285</b>
26607/238	180	60	38	Veneer	3	19,425
<b>26607/538</b>	<b>180</b>	<b>60</b>	<b>38</b>	<b>P-Lam</b>	<b>3</b>	<b>16,640</b>

### Standard Features:

- Tops are 1¼" thick and available in all Nienkämper standard veneers and plastic laminates.
- Taper and Self edge are typical to the Trestle collection
- Solid oak, maple, or walnut legs can be stained in any Nienkämper finish.
- All tables with two-piece tops include a center plinth base with lift-off access panels
- Foot rails are standard on all standing-height configurations, except on tables with a 36" top depth, and are powder-coated to match the stretcher rail.
- Tables are compatible with most Nienkämper integrated connectivity and power solutions.

Model # 26607/238



# METRONOME™ TRESTLE TABLES

## RECTANGULAR WITH SOFT (4" RADIUS) CORNERS

Design - Fig40

Specify edge type: add the two letter code after the model number



Taper Edge (TE)



Self Edge (SE)



Camber Edge "CE"  
8" radius required for soft corner  
5% upcharge  
laminates not available

Model Number	W"	D"	H"	Top Finish	Top Section	List Price
<b>4 Bases / 29" Height</b>						
26608/229	192	48	29	Veneer	4	17,865
<b>26608/529</b>	<b>192</b>	<b>48</b>	<b>29</b>	<b>P-Lam</b>	<b>4</b>	<b>14,935</b>
26609/229	192	54	29	Veneer	4	18,675
<b>26609/529</b>	<b>192</b>	<b>54</b>	<b>29</b>	<b>P-Lam</b>	<b>4</b>	<b>15,465</b>
26610/229	192	60	29	Veneer	4	19,455
<b>26610/529</b>	<b>192</b>	<b>60</b>	<b>29</b>	<b>P-Lam</b>	<b>4</b>	<b>15,880</b>
26611/229	204	48	29	Veneer	4	18,385
<b>26611/529</b>	<b>204</b>	<b>48</b>	<b>29</b>	<b>P-Lam</b>	<b>4</b>	<b>15,380</b>
26612/229	204	54	29	Veneer	4	19,235
<b>26612/529</b>	<b>204</b>	<b>54</b>	<b>29</b>	<b>P-Lam</b>	<b>4</b>	<b>15,970</b>
26613/229	204	60	29	Veneer	4	20,040
<b>26613/529</b>	<b>204</b>	<b>60</b>	<b>29</b>	<b>P-Lam</b>	<b>4</b>	<b>16,390</b>
26614/229	216	48	29	Veneer	4	18,955
<b>26614/529</b>	<b>216</b>	<b>48</b>	<b>29</b>	<b>P-Lam</b>	<b>4</b>	<b>15,735</b>
26615/229	216	54	29	Veneer	4	19,810
<b>26615/529</b>	<b>216</b>	<b>54</b>	<b>29</b>	<b>P-Lam</b>	<b>4</b>	<b>16,495</b>
26616/229	216	60	29	Veneer	4	20,645
<b>26616/529</b>	<b>216</b>	<b>60</b>	<b>29</b>	<b>P-Lam</b>	<b>4</b>	<b>16,945</b>
26617/229	228	48	29	Veneer	4	19,380
<b>26617/529</b>	<b>228</b>	<b>48</b>	<b>29</b>	<b>P-Lam</b>	<b>4</b>	<b>16,120</b>
26618/229	228	54	29	Veneer	4	20,370
<b>26618/529</b>	<b>228</b>	<b>54</b>	<b>29</b>	<b>P-Lam</b>	<b>4</b>	<b>16,865</b>
26619/229	228	60	29	Veneer	4	21,390
<b>26619/529</b>	<b>228</b>	<b>60</b>	<b>29</b>	<b>P-Lam</b>	<b>4</b>	<b>17,365</b>
26620/229	240	48	29	Veneer	4	19,935
<b>26620/529</b>	<b>240</b>	<b>48</b>	<b>29</b>	<b>P-Lam</b>	<b>4</b>	<b>16,615</b>
26621/229	240	54	29	Veneer	4	20,875
<b>26621/529</b>	<b>240</b>	<b>54</b>	<b>29</b>	<b>P-Lam</b>	<b>4</b>	<b>17,240</b>
26622/229	240	60	29	Veneer	4	21,935
<b>26622/529</b>	<b>240</b>	<b>60</b>	<b>29</b>	<b>P-Lam</b>	<b>4</b>	<b>17,730</b>

Model Number	W"	D"	H"	Top Finish	Top Section	List Price
<b>4 Bases / 38" Height</b>						
26608/238	192	48	38	Veneer	4	22,085
<b>26608/538</b>	<b>192</b>	<b>48</b>	<b>38</b>	<b>P-Lam</b>	<b>4</b>	<b>19,550</b>
26609/238	192	54	38	Veneer	4	22,785
<b>26609/538</b>	<b>192</b>	<b>54</b>	<b>38</b>	<b>P-Lam</b>	<b>4</b>	<b>19,995</b>
26610/238	192	60	38	Veneer	4	23,465
<b>26610/538</b>	<b>192</b>	<b>60</b>	<b>38</b>	<b>P-Lam</b>	<b>4</b>	<b>20,360</b>
26611/238	204	48	38	Veneer	4	22,595
<b>26611/538</b>	<b>204</b>	<b>48</b>	<b>38</b>	<b>P-Lam</b>	<b>4</b>	<b>19,995</b>
26612/238	204	54	38	Veneer	4	23,325
<b>26612/538</b>	<b>204</b>	<b>54</b>	<b>38</b>	<b>P-Lam</b>	<b>4</b>	<b>20,505</b>
26613/238	204	60	38	Veneer	4	24,030
<b>26613/538</b>	<b>204</b>	<b>60</b>	<b>38</b>	<b>P-Lam</b>	<b>4</b>	<b>20,870</b>
26614/238	216	48	38	Veneer	4	23,130
<b>26614/538</b>	<b>216</b>	<b>48</b>	<b>38</b>	<b>P-Lam</b>	<b>4</b>	<b>20,340</b>
26615/238	216	54	38	Veneer	4	23,870
<b>26615/538</b>	<b>216</b>	<b>54</b>	<b>38</b>	<b>P-Lam</b>	<b>4</b>	<b>20,995</b>
26616/238	216	60	38	Veneer	4	24,585
<b>26616/538</b>	<b>216</b>	<b>60</b>	<b>38</b>	<b>P-Lam</b>	<b>4</b>	<b>21,380</b>
26617/238	228	48	38	Veneer	4	23,550
<b>26617/538</b>	<b>228</b>	<b>48</b>	<b>38</b>	<b>P-Lam</b>	<b>4</b>	<b>20,725</b>
26618/238	228	54	38	Veneer	4	24,415
<b>26618/538</b>	<b>228</b>	<b>54</b>	<b>38</b>	<b>P-Lam</b>	<b>4</b>	<b>21,380</b>
26619/238	228	60	38	Veneer	4	25,300
<b>26619/538</b>	<b>228</b>	<b>60</b>	<b>38</b>	<b>P-Lam</b>	<b>4</b>	<b>21,805</b>
26620/238	240	48	38	Veneer	4	24,055
<b>26620/538</b>	<b>240</b>	<b>48</b>	<b>38</b>	<b>P-Lam</b>	<b>4</b>	<b>21,170</b>
26621/238	240	54	38	Veneer	4	24,865
<b>26621/538</b>	<b>240</b>	<b>54</b>	<b>38</b>	<b>P-Lam</b>	<b>4</b>	<b>21,715</b>
26622/238	240	60	38	Veneer	4	25,775
<b>26622/538</b>	<b>240</b>	<b>60</b>	<b>38</b>	<b>P-Lam</b>	<b>4</b>	<b>22,145</b>

### Standard Features:

- Tops are 1¼" thick and available in all Nienkämper standard veneers and plastic laminates.
- Taper and Self edge are typical to the Trestle collection
- Solid oak, maple, or walnut legs can be stained in any Nienkämper finish.
- All tables with two-piece tops include a center plinth base with lift-off access panels
- Foot rails are standard on all standing-height configurations, except on tables with a 36" top depth, and are powder-coated to match the stretcher rail.
- Tables are compatible with most Nienkämper integrated connectivity and power solutions.



# TERMS AND CONDITIONS OF SALE

---

## PRICES

All prices are list prices, FOB our Toronto Factory- freight charges are extra. Packing and/ or crating is available, if required, upcharges apply.

Due to existing conditions in regard to cost of labor and materials, we reserve the right to change prices without notice.

## TERMS

Net 30 days from date of invoice to accredited buyers. Two per cent (2%) interest charged monthly on overdue accounts. Deposit of 50% is required with order. Terms will be established upon credit evaluation. Due to delays in processing references, first orders may be treated as C.B.D. orders.

## ORDER CONFIRMATION

Orders are accepted upon issuance of our order confirmation and are subject to the terms set forth therein; notwithstanding any variance from the terms of the buyer's order form.

Nienkämper is not liable for any delay or failure to deliver caused by labor or transportation difficulties, accidents, acts of God, failure of sources of supply, or other causes beyond our control, and changes will affect the delivery date.

## CHANGE OF ORDERS OR CANCELLATIONS

Changes or cancellations are subject to our ability to conform. A charge will be levied against canceled or changed orders based on costs already incurred by Nienkämper. All changes must be in writing and submitted on a revised purchase order. Changes will affect the delivery date.

## STORAGE

If goods cannot be accepted when ready, we may transfer them to storage (which is to be deemed as delivery for invoice purposes). The customer accepts risks and will be charged at prevailing rates.

## FREIGHT

All prices are list prices, FOB our Toronto Factory- freight charges are extra.

Packing and/or crating are available, if required, upcharges apply.

## CLAIMS

All furniture is given to the carrier and signed for in good condition. It is the responsibility of the receiver to sign for the goods in the presence of the carrier and note the condition in which they are received. Freight claims should be filed with the carrier.

## WARRANTY

There are no express or implied warranties, conditions and obligations of the manufacturer, whether statutory or otherwise that extend beyond the description on the face hereof. Our furniture is made to the highest standard and is warranted free from defects of material and workmanship for five years from the date of delivery. During the warranty period we will repair or replace such merchandise as shall prove to be defective, during normal usage in accordance with manufacturer's specifications. The manufacturer shall not be liable for defect wholly attributable to normal manufacturing process. Replacement or repair of the Product shall be the sole remedy of the Customer, and the manufacturer shall not be liable for any direct, indirect, incidental, or consequential loss or damage suffered by the Customer by reason of any defect in workmanship or manufacture of the Product or inability to use the Product. Moreover, this warranty does not cover accidental damage, abuse, alteration, ordinary wear and tear of Goods, negligence and misuse nor variations over which we have no control such as heat or humidity or damage to which the Goods are connected that is not attributable to the failure of the goods themselves. This warranty is null and void when the product is installed with hardware other than that supplied and/or when installed differently than recommended in the installation guide. Modification to the product or hardware may result in failure of the product and cause damage and/or injury.

## WOOD FINISHES

Nienkämper offers a wide variety of standard light finishes on cherry, mahogany and figured anagre wood veneers, and a clear natural finish on figured anagre, figured sycamore, maple, bird's eye maple and curly maple.

Light finishes do not mask the grain and other characteristics of each wood species. It is important to understand that pieces of the same type of wood will not look identical when a light finish is used. The appearance of the finish will also depend on the natural color of the veneer. Cherry darkens over time as the wood ages. Pin knots and gum pockets are inherent traits.

Wood is a naturally variable raw material; its variances are not within the furniture manufacturer's control and are therefore not considered defects under this warranty.