

nienkämpfer

GATEWAY™ EDGE

TRAINING TABLES



2026

Prices shown are List Prices, FOB our Toronto
Factory- freight charges are extra. Packing and/
or crating is available, if required, upcharges apply.

GATEWAY™ EDGE FIXED & HEIGHT ADJUSTABLE TASK TABLES

FEATURES & OPTIONS Design - busk + hertzog

All Table Models:

Top Options:

Table Sizes:

- 24", 30", 32", 36" D x 60", 66", 72", 78", 84", 90" L
- Standard top thickness is 1"

Top Shape:

- Rectangle with soft corner and Rectangle.

Edges:

- 2" Taper edge is standard for all depths of Fixed Height tables.
- 2" Taper edge is standard for all 30" & 36" deep Height Adjustable tables.
- ***Height Adjustable Tables 24" deep are only available with Self Edge.**
- Both Fixed Height & Height adjustable available with Self Edge.

Material / Finishes:

- Gateway table tops are available in all Nienkämper high quality veneers and finishes.
- All standard finger print resistant plastic laminates are also available.

FIXED HEIGHT TABLES

- **Fixed Leg Finishes:** Polished & all standard Nienkämper powder coat finishes
- **Foot Finishes:** Same as Leg.
- **Foot Sizes:** 20" (table depths 24", 30", 32" & 36"), 30" (table depth 36")
- **Foot Options:** Leveler
- **Wire Management:** Through fixed post and base.

Table Options:

- Ganging clips

HEIGHT ADJUSTABLE TABLES

- **Height range:** 29" - 54½" levelers
- **Leg Finishes:** 3 standard finishes are available (gray, black, white) custom colors not available
- **Foot Finishes:** Black column and foot standard but gray and white are also available.
- **Foot Sizes:** 20" (table depths 24", 30", 32" & 36")
- **Foot Options:** Leveler
- **H-Adj Power Supply:** Corded power is standard but rechargeable battery also available for upcharge (see page 178 in Gateway Price Guide).
- **Switches:** No display undermount toggle is standard

Adjustable Height Table Options:

- Bluetooth enabled toggle switch.
- Recessed flush mount switch.

Connectivity Options:

- **Desk Top Units:** Pop-up Forum, Simple Forum, rechargeable USB-A (4 port), Dean.
- **Under Desk Units:** 2 port low profile under surface power unit (available in 2 USB-A or 1 USB-A & 1 USB-C), QuadTap 4 port power with coiled expandable cord.
- See pages 153-165 and 179 of Gateway Price Guide for details.

Universal Accessories:

- High capacity Cable Conduit (see page 176 in Gateway Price Guide).
- Table mounted Divider Screens (see page 146 in Gateway Price Guide).
- Table top grommet (see page 175 in Gateway Price Guide).
- Various height adjustable component options and misc accessories (see pages 177-178 in Gateway Price Guide).



Simple PopUp Forum



Simple Forum



Rechargeable USB



Dean



Low Profile USB



QuadTap

66" x 32" Inset Facet (fixed height) - Mdl 43637/5IR29
 RL-02 finger resistant p-lam top with PC-06 Powder Coat Leg
 66" x 32" Inset Facet (height adjustable) - Mdl 43637/5IRA RL-01
 finger resistant p-lam top with Black Powder Coat Leg



GATEWAY™ COLLECTION FINISHES – VENEER

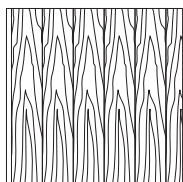
All wood surfaces are protected with a durable polyurethane clear lacquer with UV inhibitor. This finish is known for its exceptional durability, as well as abrasion, chemical, impact and scratch resistance. Standard sheen level is 45 degrees. Optional matte, 5, 10 and 35 degree sheen levels are available on request at no additional cost.

Wood Species	Order Code	Veneer/Stain	Upcharge
Maple	F-01	Natural Maple	No upcharge applies.
	F-02	Natural Curly Maple - Rotary Cut	Add 15%.
	F-03	Natural Bird's Eye Maple - Rotary Cut	Call Customer Service for pricing.
	F-04	Maple Stained Pear	No upcharge applies.
Cherry	F-05	Natural Cherry	No upcharge applies.
	F-06	Standard Cherry	No upcharge applies.
	F-07	Cherry Stained Amber	No upcharge applies.
	F-08	Cherry Stained Auburn	No upcharge applies.
	F-09	Cherry Stained Burgundy	No upcharge applies.
Mahogany	F-10	Light Mahogany	No upcharge applies.
	F-11	Medium Mahogany	No upcharge applies.
	F-12	Dark Mahogany	No upcharge applies.
	F-13	Red Mahogany	No upcharge applies.
Anagré	F-14	Natural Figured Anagré - Qtr. Cut Book-Match	Add 15%.
	F-15	Figured Anagré Stained Amber - Qtr. Cut Book-Match	Add 15%.
Sycamore	F-16	Natural Figured Sycamore - Qtr. Cut Book-Match	Add 15%.
Walnut	F-17	Burnt Walnut	No upcharge applies.
	F-19	Natural Walnut- Flat Cut Book-Match	No upcharge applies.
	F-19FM	Natural Walnut- Flat Cut Book-Match (matte sheen)	No upcharge applies.
	F-27F	Creamy Walnut- Flat Cut Book-Match (10° sheen)	No upcharge applies.
	F-27R	Creamy Walnut - Rift Cut Slip-Match (10° sheen)	Add 5%
	F-28	Tawny Walnut	No upcharge applies.
	F-31FM	Autumn Walnut- Flat Cut Book-Match (matte sheen)	No upcharge applies.
	F-31RM	Autumn Walnut - Rift Cut Slip-Match (matte sheen)	Add 5%
	Oak	F-18F	Natural White Oak - Flat Cut Book-Match (10° sheen)
F-18R		Natural White Oak - Rift Cut Slip-Match (10° sheen)	Add 5%
F-26		Charcoal Ash On Oak- Flat Cut Book- Match (10° sheen)	No upcharge applies.
F-29F		Smoky Oak - Flat Cut Book-Match	No upcharge applies.
F-29R		Smoky Oak - Rift Cut Slip-Match	Add 5%
F-29FM		Smoky Oak - Flat Cut Book-Match (matte sheen)	No upcharge applies.
F-29RM		Smoky Oak - Rift Cut Slip-Match (matte sheen)	Add 5%
F-30FM		Whisper White Oak - Flat Cut Book-Match (matte sheen)	No upcharge applies.
F-30RM		Whisper White Oak - Rift Cut Slip-Match (matte sheen)	Add 5%
F-32FM		Cotton White Oak - Flat Cut Book-Match (matte sheen)	No upcharge applies.
F-32RM		Cotton White Oak - Rift Cut Slip-Match (matte sheen)	Add 5%
Sapele – Ribbon Stripe	F-20	Natural Ribbon Strip Sapele - Qtr. Cut Slip-Match	No upcharge applies.
Moabi (Cherry substitute)	F-21	Natural Moabi - Quarter - Qtr. Cut Book-Match	No upcharge applies.
Cape Coast Walnut	F-22	Dark Cape Coast Walnut - Qtr. Cut Slip-Match	No upcharge applies.
	F-23	Natural Cape Coast Walnut - Qtr. Cut Slip-Match	No upcharge applies.
	F-23	Natural Cape Coast Walnut - Qtr. Cut Slip-Match	No upcharge applies.
Ash	F-25	Slate Gray Ash - Qtr. Cut Slip-Match	No upcharge applies.

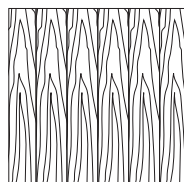
VENEER GRAIN OPTIONS

Nienkämper products utilize the best quality veneers available, and, combined with Nienkämper's patented veneering systems, create work environments of incredible quality and beauty.


All veneer furniture comes standard with flat cut book-match veneer; flat cut slip-match veneer can also be specified. Quarter cut slip-match and quarter cut book-match veneers are available at a 5% upcharge. Figured Anagré and Figured Sycamore veneers are Quarter cut book-matched. Bird's Eye Maple and Curly Maple are rotary cut. Facet Edge, Taper edge, Flowform, Camber and Self edge tops with veneer are manufactured with a solid wood edge. All edges are then veneer wrapped to create a seamless profile top.




Standard V1
Flat Cut Book-Match



Flat Cut Slip-Match V2



Quarter Cut Slip-Match V3
Add 5%



Quarter Cut Book-Match V4
Add 5%

GATEWAY™ COLLECTION FINISHES – PLASTIC LAMINATES

Wood grain plastic laminate surfaces are available on table tops with Facet, Taper and Self edges.

These tops are manufactured with a solid wood edge that is applied prior to the laminate top surface. This method conceals the thickness of the wood edge, while providing the durability required. Wood edges are selected that most closely resemble both the species and the color of the laminate chosen

Nienkämper has pre-selected a number of standard wood grain plastic laminates that represent a cross section of both color and species. Simply include the order code with the model number to make these selections. Alternatively wood grain plastic laminates selected outside of Nienkämper’s standard selection can be made by specifying the manufacturer as well as the description and model number of the laminate at the time of order.

Wood Grain Plastic Laminate Surfaces	Order Code	Manufacturer #	Finish
Hardrock Maple	WL2	Pionite WM791-SD	Textured/Suede
Monticello Maple	WL5	Wilsonart 7925-38	Fine Velvet Texture
Fusion Maple	WL13	Wilsonart 7909-60	Matte
New Age Oak	WL14	Wilsonart 7938-38	Fine Velvet Texture
Wild Cherry	WL18	Wilsonart 7054-60	Matte
River Cherry	WL19	Wilsonart 7937-38	Fine Velvet Texture
Montana Walnut	WL20	Wilsonart 7110T-78	Fine Grain
Skyline Walnut	WL26	Wilsonart 7964K-12	Soft Grain
Continental Walnut	WL-29	Wilsonart 8232K-05	Timbergrain
Neo Walnut	WL-30	Wilsonart 7991-38	Fine Velvet Texture
Walnut Heights	WL-31	Wilsonart 7965K-12	Soft Grain
Grayed Oak	WL-32	Formica 5791-PG	Pure Grain Texture
Millennium Oak	WL-33	Formica 5887-58	Matte
Aged Ash	WL-34	Formica 8844-WR	Woodbrush
Lowell Ash	WL-35	Wilsonart 7994-38	Fine Velvet Texture
Natural Ash	WL-36	Formica 8843-WR	Woodbrush
Norwegian Ash	WL-37	Wilsonart 8241-38	Fine Velvet Texture
Weathered Ash	WL-38	Formica 8842-WR	Woodbrush
Smoky Brown Pear	WL-39	Formica 5488-26	Oiled Wood
Studio Teak	WL-40	Wilsonart 7960K-18	Linearity
Fawn Cypress	WL-41	Wilsonart 8208K-16	Casual Rustic
Landmark Wood	WL-42	Wilsonart 7981K-12	Soft Grain
Natural Cerise	WL-43	Formica 8863-58	Matte
Natural Recon	WL-44	Wilsonart 7996-38	Fine Velvet Texture
Pecan Woodline	WL-45	Formica 5883-58	Matte

To specify the wood grain laminate required simply add the Order Code WL_ to the model number of the product.

Samples and specific technical data is available from your local sales representative or by contacting Nienkämper’s Customer Service department at **800.668.9318**.

GATEWAY™ COLLECTION FINISHES – PLASTIC LAMINATES

COLORED P-LAM

Nienkämper has a number of solid color laminates to choose from, simply include the order code with the model number to make these selections. Alternatively plastic laminates selected outside of Nienkämper's standard selection can be made by specifying the manufacturer as well as the description and model number of the laminate at the time of order. Contact customer service for pricing.

Colored Plastic Laminates Surface	Order Code	Manufacturer #	Finish
Gray (Nienkämper - Light Gray/Putty)	CL-01	Wilsonart 1500-60	Matte
Plantinum Gray (Nienkämper - Medium Grey/Clay)	CL-02	Nevamar S6023T	Textured
Slate Grey (Nienkämper - Dark Grey)	CL-03	Wilsonart D91-60	Matte
Black	CL-04	Wilsonart 1595-60	Matte
Angel White	CL-05	Pionite SW-826SD	Textured/Suede
Frosty White	CL-06	Wilsonart 1573-60	Matte
White (for writable surface)	CL-07	Formica 949-90	Gloss

The unique composition offers extraordinary features coupled with a unique user experience. These include an ultra matte surface (eliminating glare), an ultra sofa feel, an anti-fingerprint surface, thermal healing of micro-scratches, increased durability as well as anti-bacterial and mold-resistant properties.

Edgeband matching all Fingerprint Resistant Plastic Laminate colors is only available when specifying a Taper edge. For Self edge tops 1" and 1 1/4" thick, matching edgeband are only available in Black (RL-01) and White (RL-03). When a matching edgeband is not available, the specified surface laminate is used on the edge. **Contact Customer Service for more details 800.668-9318.**

There is a 20% upcharge on our standard plastic laminate table pricing for Fingerprint Resistant Plastic Laminate.

Colored "Fingerprint Resistant" Plastic Laminate Surface	Order Code	Finish
Black	RL-01	Matte
Gray	RL-02	Matte
White	RL-03	Matte
Sand	RL-04	Matte
Brown	RL-05	Matte
Clay	RL-06	Matte
Beige	RL-07	Matte
Ash	RL-08	Matte
Smoke	RL-09	Matte

Edgeband to Match with Colored "Fingerprint Resistant" Plastic Laminate	Thickness	Order Code
Black	3/4", 1", 1-1/4"	RE-01
Gray	3/4"	RE-02
White	3/4", 1", 1-1/4"	RE-03
Sand	3/4"	RE-04
Brown	3/4"	RE-05
Clay	3/4"	RE-06
Beige	3/4"	RE-07
Ash	3/4"	RE-08
Smoke	3/4"	RE-09

GATEWAY™ COLLECTION FINISHES – PLASTIC LAMINATES

COLORED P-LAM

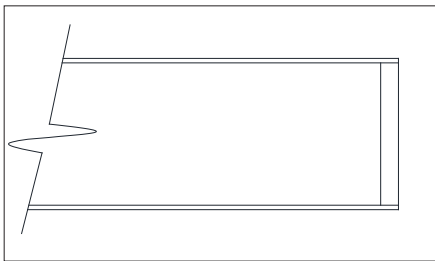
Both Taper and Self edge profiles are available with a colored laminate top.

Laminate edging on Taper tops. Edging will match the top surface and is applied before the surface laminate. By applying the laminate in this way, the seam is positioned horizontally, which makes it much less conspicuous and more durable.

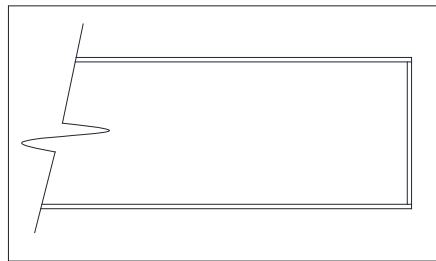
Wood edging on Self and Taper Edge tops are applied before the laminate. By applying the wood edge in this way, the wood edge thickness is concealed, while providing the durability required. Wood species and finishes for edging can be selected from page 8.

For laminates specified outside of Nienkämper's standard selection, specify the manufacturer as well as the description and model number of the laminate selected at the time of order. For Facet edge tops, the laminate must be a post-forming grade.

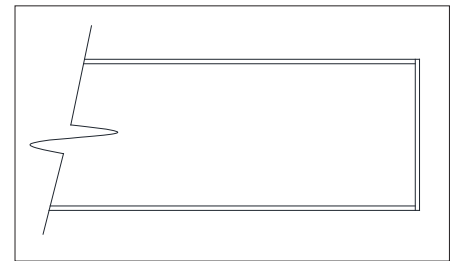
Translucent edging on Self and Taper edge tops is applied after the surface laminate. The translucent edge is very durable. Clear translucent edge provides a good match with most white-colored laminates, while a silver translucent edge provides a metallic look and contrast to colored plastic laminates.



Wood Edge Detail



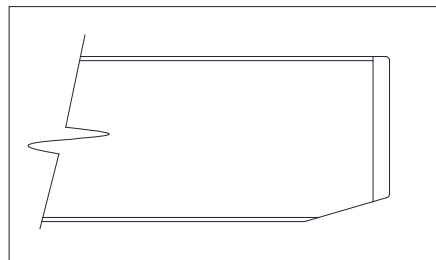
Laminate Edge Detail



Edge Band Detail



Translucent Edge Detail



1 1/4" Thick Self Edge with Translucent Edge Detail

GATEWAY™ COLLECTION FINISHES— POWDER COAT FINISHES

Powder coat paint is a premium finish used for its exceptional durability and refined appearance. Applied as a dry powder and cured under heat, it forms a tough, uniform surface that resists chipping, scratching, and fading—ideal for commercial environments. Nienkämper offers a curated palette of 18 color variations to suit any project.



PC-01 Nienkämper Silver




PC-02 Champagne




PC-03 Light Bronze



PC-04 Standard (Dark) Bronze




PC-06 Black Jack



PC-07 Warm White



PC-09 Red




PC-12 Cool White



PC-14 Pure Orange




PC-16 Lime



PC-17 Sky Blue




PC-18 Cobalt Blue




PC-22 Charcoal Gray (Matte)




PC-24 Matte Red Clay




PC-25 Cream



PC-26 Mulberry (Matte)



PC-27 Forest Green (Matte)



PC-28 Mustard (Matte)

GATEWAY™ EDGE TASK TABLES

RECTANGLE SHAPE

Design - busk + hertzog

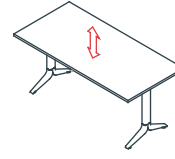
Rectangle Top on Levelers Fixed Height 29"



*Connectivity devices are to be ordered separately and cost is not reflected in above pricing. Refer to page 153-165 in the Gateway Price guide for more information.

*Note: Taper Edge is not available with any 24" deep height adjustable tables

Rectangle Top on Levelers Height Adjustable (29"-54½")



Model Number	Table Dimensions	Top Finish	List Price	Model Number	Table Dimensions	Top Finish	List Price
43631/2RL29	60"l x 24" w x 29"h	Veneer	4,075	43631/2RLA	60"l x 24" w x 29"-54½"h	Veneer	6,465
43631/5RL29	60"l x 24" w x 29"h	Laminate	3,480	43631/5RLA	60"l x 24" w x 29"-54½"h	Laminate	5,860
43632/2RL29	60"l x 30" w x 29"h	Veneer	5,095	43632/2RLA	60"l x 30" w x 29"-54½"h	Veneer	7,480
43632/5RL29	60"l x 30" w x 29"h	Laminate	4,340	43632/5RLA	60"l x 30" w x 29"-54½"h	Laminate	6,730
43633/2RL29	60"l x 32" w x 29"h	Veneer	5,435	43633/2RLA	60"l x 32" w x 29"-54½"h	Veneer	7,975
43633/5RL29	60"l x 32" w x 29"h	Laminate	4,635	43633/5RLA	60"l x 32" w x 29"-54½"h	Laminate	7,180
43634/2RL29	60"l x 36" w x 29"h	Veneer	6,105	43634/2RLA	60"l x 36" w x 29"-54½"h	Veneer	8,490
43634/5RL29	60"l x 36" w x 29"h	Laminate	5,200	43634/5RLA	60"l x 36" w x 29"-54½"h	Laminate	7,590
43635/2RL29	66"l x 24" w x 29"h	Veneer	4,485	43635/2RLA	66"l x 24" w x 29"-54½"h	Veneer	6,865
43635/5RL29	66"l x 24" w x 29"h	Laminate	3,815	43635/5RLA	66"l x 24" w x 29"-54½"h	Laminate	6,205
43636/2RL29	66"l x 30" w x 29"h	Veneer	5,595	43636/2RLA	66"l x 30" w x 29"-54½"h	Veneer	7,980
43636/5RL29	66"l x 30" w x 29"h	Laminate	4,770	43636/5RLA	66"l x 30" w x 29"-54½"h	Laminate	7,165
43637/2RL29	66"l x 32" w x 29"h	Veneer	5,965	43637/2RLA	66"l x 32" w x 29"-54½"h	Veneer	8,520
43637/5RL29	66"l x 32" w x 29"h	Laminate	5,090	43637/5RLA	66"l x 32" w x 29"-54½"h	Laminate	7,640
43638/2RL29	66"l x 36" w x 29"h	Veneer	6,715	43638/2RLA	66"l x 36" w x 29"-54½"h	Veneer	9,100
43638/5RL29	66"l x 36" w x 29"h	Laminate	5,720	43638/5RLA	66"l x 36" w x 29"-54½"h	Laminate	8,110
43639/2RL29	72"l x 24" w x 29"h	Veneer	4,890	43639/2RLA	72"l x 24" w x 29"-54½"h	Veneer	7,280
43639/5RL29	72"l x 24" w x 29"h	Laminate	4,165	43639/5RLA	72"l x 24" w x 29"-54½"h	Laminate	6,550
43640/2RL29	72"l x 30" w x 29"h	Veneer	6,105	43640/2RLA	72"l x 30" w x 29"-54½"h	Veneer	8,490
43640/5RL29	72"l x 30" w x 29"h	Laminate	5,200	43640/5RLA	72"l x 30" w x 29"-54½"h	Laminate	7,590
43641/2RL29	72"l x 32" w x 29"h	Veneer	6,510	43641/2RLA	72"l x 32" w x 29"-54½"h	Veneer	9,060
43641/5RL29	72"l x 32" w x 29"h	Laminate	5,545	43641/5RLA	72"l x 32" w x 29"-54½"h	Laminate	8,100
43642/2RL29	72"l x 36" w x 29"h	Veneer	7,320	43642/2RLA	72"l x 36" w x 29"-54½"h	Veneer	9,710
43642/5RL29	72"l x 36" w x 29"h	Laminate	6,245	43642/5RLA	72"l x 36" w x 29"-54½"h	Laminate	8,630
43643/2RL29	78"l x 24" w x 29"h	Veneer	5,295	43643/2RLA	78"l x 24" w x 29"-54½"h	Veneer	7,680
43643/5RL29	78"l x 24" w x 29"h	Laminate	4,510	43643/5RLA	78"l x 24" w x 29"-54½"h	Laminate	6,895
43644/2RL29	78"l x 30" w x 29"h	Veneer	6,610	43644/2RLA	78"l x 30" w x 29"-54½"h	Veneer	8,990
43644/5RL29	78"l x 30" w x 29"h	Laminate	5,640	43644/5RLA	78"l x 30" w x 29"-54½"h	Laminate	8,020
43645/2RL29	78"l x 32" w x 29"h	Veneer	7,055	43645/2RLA	78"l x 32" w x 29"-54½"h	Veneer	9,595
43645/5RL29	78"l x 32" w x 29"h	Laminate	6,020	43645/5RLA	78"l x 32" w x 29"-54½"h	Laminate	8,555
43646/2RL29	78"l x 36" w x 29"h	Veneer	7,930	43646/2RLA	78"l x 36" w x 29"-54½"h	Veneer	10,320
43646/5RL29	78"l x 36" w x 29"h	Laminate	6,755	43646/5RLA	78"l x 36" w x 29"-54½"h	Laminate	9,150
43647/2RL29	84"l x 24" w x 29"h	Veneer	5,700	43647/2RLA	84"l x 24" w x 29"-54½"h	Veneer	8,085
43647/5RL29	84"l x 24" w x 29"h	Laminate	4,860	43647/5RLA	84"l x 24" w x 29"-54½"h	Laminate	7,245
43648/2RL29	84"l x 30" w x 29"h	Veneer	7,115	43648/2RLA	84"l x 30" w x 29"-54½"h	Veneer	9,505
43648/5RL29	84"l x 30" w x 29"h	Laminate	6,065	43648/5RLA	84"l x 30" w x 29"-54½"h	Laminate	8,455
43649/2RL29	84"l x 32" w x 29"h	Veneer	7,595	43649/2RLA	84"l x 32" w x 29"-54½"h	Veneer	10,140
43649/5RL29	84"l x 32" w x 29"h	Laminate	6,470	43649/5RLA	84"l x 32" w x 29"-54½"h	Laminate	9,020
43650/2RL29	84"l x 36" w x 29"h	Veneer	8,545	43650/2RLA	84"l x 36" w x 29"-54½"h	Veneer	10,935
43650/5RL29	84"l x 36" w x 29"h	Laminate	7,285	43650/5RLA	84"l x 36" w x 29"-54½"h	Laminate	9,670
43651/2RL29	90"l x 24" w x 29"h	Veneer	6,105	43651/2RLA	90"l x 24" w x 29"-54½"h	Veneer	8,490
43651/5RL29	90"l x 24" w x 29"h	Laminate	5,200	43651/5RLA	90"l x 24" w x 29"-54½"h	Laminate	7,590
43652/2RL29	90"l x 30" w x 29"h	Veneer	7,635	43652/2RLA	90"l x 30" w x 29"-54½"h	Veneer	10,010
43652/5RL29	90"l x 30" w x 29"h	Laminate	6,500	43652/5RLA	90"l x 30" w x 29"-54½"h	Laminate	8,880
43653/2RL29	90"l x 32" w x 29"h	Veneer	8,150	43653/2RLA	90"l x 32" w x 29"-54½"h	Veneer	10,680
43653/5RL29	90"l x 32" w x 29"h	Laminate	6,940	43653/5RLA	90"l x 32" w x 29"-54½"h	Laminate	9,475
43654/2RL29	90"l x 36" w x 29"h	Veneer	9,155	43654/2RLA	90"l x 36" w x 29"-54½"h	Veneer	11,530
43654/5RL29	90"l x 36" w x 29"h	Laminate	7,800	43654/5RLA	90"l x 36" w x 29"-54½"h	Laminate	10,180

GATEWAY™ EDGE TASK TABLES

SOFT CORNER RECTANGLE SHAPE Design - busk + hertzog

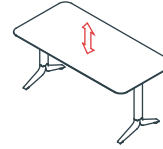
Soft Rectangle Top on Levelers Fixed Height 29"



*Connectivity devices are to be ordered separately and cost is not reflected in above pricing. Refer to page 153-165 in the Gateway Price guide for more information.

*Note: Taper Edge is not available with any 24" deep height adjustable tables

Soft Rectangle Top on Levelers Height Adjustable (29"-54½")



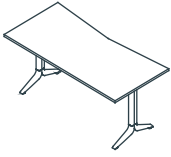
**Soft corner = 4" Radius

Model Number	Table Dimensions	Top Finish	List Price	Model Number	Table Dimensions	Top Finish	List Price
43631/2RS29	60"l x 24" w x 29"h	Veneer	4,175	43631/2RSA	60"l x 24" w x 29"-54½"h	Veneer	6,560
43631/5RS29	60"l x 24" w x 29"h	Laminate	3,560	43631/5RSA	60"l x 24" w x 29"-54½"h	Laminate	5,955
43632/2RS29	60"l x 30" w x 29"h	Veneer	5,225	43632/2RSA	60"l x 30" w x 29"-54½"h	Veneer	7,605
43632/5RS29	60"l x 30" w x 29"h	Laminate	4,450	43632/5RSA	60"l x 30" w x 29"-54½"h	Laminate	6,845
43633/2RS29	60"l x 32" w x 29"h	Veneer	5,580	43633/2RSA	60"l x 32" w x 29"-54½"h	Veneer	8,115
43633/5RS29	60"l x 32" w x 29"h	Laminate	4,750	43633/5RSA	60"l x 32" w x 29"-54½"h	Laminate	7,300
43634/2RS29	60"l x 36" w x 29"h	Veneer	6,265	43634/2RSA	60"l x 36" w x 29"-54½"h	Veneer	8,645
43634/5RS29	60"l x 36" w x 29"h	Laminate	5,330	43634/5RSA	60"l x 36" w x 29"-54½"h	Laminate	7,720
43635/2RS29	66"l x 24" w x 29"h	Veneer	4,595	43635/2RLA	66"l x 24" w x 29"-54½"h	Veneer	6,975
43635/5RS29	66"l x 24" w x 29"h	Laminate	3,915	43635/5RLA	66"l x 24" w x 29"-54½"h	Laminate	6,300
43636/2RS29	66"l x 30" w x 29"h	Veneer	5,745	43636/2RSA	66"l x 30" w x 29"-54½"h	Veneer	8,125
43636/5RS29	66"l x 30" w x 29"h	Laminate	4,895	43636/5RSA	66"l x 30" w x 29"-54½"h	Laminate	7,285
43637/2RS29	66"l x 32" w x 29"h	Veneer	6,130	43637/2RSA	66"l x 32" w x 29"-54½"h	Veneer	8,670
43637/5RS29	66"l x 32" w x 29"h	Laminate	5,225	43637/5RSA	66"l x 32" w x 29"-54½"h	Laminate	7,770
43638/2RS29	66"l x 36" w x 29"h	Veneer	6,880	43638/2RSA	66"l x 36" w x 29"-54½"h	Veneer	9,275
43638/5RS29	66"l x 36" w x 29"h	Laminate	5,870	43638/5RSA	66"l x 36" w x 29"-54½"h	Laminate	8,255
43639/2RS29	72"l x 24" w x 29"h	Veneer	5,010	43639/2RSA	72"l x 24" w x 29"-54½"h	Veneer	7,400
43639/5RS29	72"l x 24" w x 29"h	Laminate	4,280	43639/5RSA	72"l x 24" w x 29"-54½"h	Laminate	6,660
43640/2RS29	72"l x 30" w x 29"h	Veneer	6,220	43640/2RSA	72"l x 30" w x 29"-54½"h	Veneer	8,645
43640/5RS29	72"l x 30" w x 29"h	Laminate	5,330	43640/5RSA	72"l x 30" w x 29"-54½"h	Laminate	7,720
43641/2RS29	72"l x 32" w x 29"h	Veneer	6,635	43641/2RSA	72"l x 32" w x 29"-54½"h	Veneer	9,220
43641/5RS29	72"l x 32" w x 29"h	Laminate	5,690	43641/5RSA	72"l x 32" w x 29"-54½"h	Laminate	8,235
43642/2RS29	72"l x 36" w x 29"h	Veneer	7,510	43642/2RSA	72"l x 36" w x 29"-54½"h	Veneer	9,895
43642/5RS29	72"l x 36" w x 29"h	Laminate	6,395	43642/5RSA	72"l x 36" w x 29"-54½"h	Laminate	8,775
43643/2RS29	78"l x 24" w x 29"h	Veneer	5,420	43643/2RSA	78"l x 24" w x 29"-54½"h	Veneer	7,810
43643/5RS29	78"l x 24" w x 29"h	Laminate	4,630	43643/5RSA	78"l x 24" w x 29"-54½"h	Laminate	7,005
43644/2RS29	78"l x 30" w x 29"h	Veneer	6,775	43644/2RSA	78"l x 30" w x 29"-54½"h	Veneer	9,170
43644/5RS29	78"l x 30" w x 29"h	Laminate	5,775	43644/5RSA	78"l x 30" w x 29"-54½"h	Laminate	8,165
43645/2RS29	78"l x 32" w x 29"h	Veneer	7,225	43645/2RSA	78"l x 32" w x 29"-54½"h	Veneer	9,785
43645/5RS29	78"l x 32" w x 29"h	Laminate	6,165	43645/5RSA	78"l x 32" w x 29"-54½"h	Laminate	8,710
43646/2RS29	78"l x 36" w x 29"h	Veneer	8,130	43646/2RSA	78"l x 36" w x 29"-54½"h	Veneer	10,515
43646/5RS29	78"l x 36" w x 29"h	Laminate	6,930	43646/5RSA	78"l x 36" w x 29"-54½"h	Laminate	9,315
43647/2RS29	84"l x 24" w x 29"h	Veneer	5,845	43647/2RSA	84"l x 24" w x 29"-54½"h	Veneer	8,235
43647/5RS29	84"l x 24" w x 29"h	Laminate	4,980	43647/5RSA	84"l x 24" w x 29"-54½"h	Laminate	7,370
43648/2RS29	84"l x 30" w x 29"h	Veneer	7,300	43648/2RSA	84"l x 30" w x 29"-54½"h	Veneer	9,685
43648/5RS29	84"l x 30" w x 29"h	Laminate	6,220	43648/5RSA	84"l x 30" w x 29"-54½"h	Laminate	8,610
43649/2RS29	84"l x 32" w x 29"h	Veneer	7,790	43649/2RSA	84"l x 32" w x 29"-54½"h	Veneer	10,330
43649/5RS29	84"l x 32" w x 29"h	Laminate	6,635	43649/5RSA	84"l x 32" w x 29"-54½"h	Laminate	9,190
43650/2RS29	84"l x 36" w x 29"h	Veneer	8,755	43650/2RSA	84"l x 36" w x 29"-54½"h	Veneer	11,150
43650/5RS29	84"l x 36" w x 29"h	Laminate	7,470	43650/5RSA	84"l x 36" w x 29"-54½"h	Laminate	9,860
43651/2RS29	90"l x 24" w x 29"h	Veneer	6,265	43651/2RSA	90"l x 24" w x 29"-54½"h	Veneer	8,645
43651/5RS29	90"l x 24" w x 29"h	Laminate	5,330	43651/5RSA	90"l x 24" w x 29"-54½"h	Laminate	7,720
43652/2RS29	90"l x 30" w x 29"h	Veneer	7,815	43652/2RSA	90"l x 30" w x 29"-54½"h	Veneer	10,210
43652/5RS29	90"l x 30" w x 29"h	Laminate	6,660	43652/5RSA	90"l x 30" w x 29"-54½"h	Laminate	9,055
43653/2RS29	90"l x 32" w x 29"h	Veneer	8,340	43653/2RSA	90"l x 32" w x 29"-54½"h	Veneer	10,890
43653/5RS29	90"l x 32" w x 29"h	Laminate	7,105	43653/5RSA	90"l x 32" w x 29"-54½"h	Laminate	9,655
43654/2RS29	90"l x 36" w x 29"h	Veneer	9,380	43654/2RSA	90"l x 36" w x 29"-54½"h	Veneer	11,760
43654/5RS29	90"l x 36" w x 29"h	Laminate	7,995	43654/5RSA	90"l x 36" w x 29"-54½"h	Laminate	10,375

GATEWAY™ EDGE TASK TABLES

INSET FACET SHAPE Design - busk + hertzog

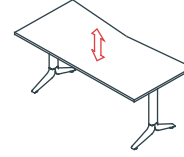
Inset Facet Top on Levelers Fixed Height 29"



*Connectivity devices are to be ordered separately and cost is not reflected in above pricing. Refer to page 153-165 in the Gateway Price guide for more information.

*Note: Taper Edge is not available with any 24" deep height adjustable tables

Inset Facet Top on Levelers Height Adjustable (29"-54½")



Model Number	Table Dimensions	Top Finish	List Price	Model Number	Table Dimensions	Top Finish	List Price
43631/2AR29	60"l x 24" w x 29"h	Veneer	4,175	43631/2IRA	60"l x 24" w x 29"-54½"h	Veneer	6,560
43631/5AR29	60"l x 24" w x 29"h	Laminate	3,560	43631/5IRA	60"l x 24" w x 29"-54½"h	Laminate	5,955
43632/2AR29	60"l x 30" w x 29"h	Veneer	5,225	43632/2IRA	60"l x 30" w x 29"-54½"h	Veneer	7,605
43632/5AR29	60"l x 30" w x 29"h	Laminate	4,450	43632/5IRA	60"l x 30" w x 29"-54½"h	Laminate	6,845
43633/2AR29	60"l x 32" w x 29"h	Veneer	5,580	43633/2IRA	60"l x 32" w x 29"-54½"h	Veneer	8,115
43633/5AR29	60"l x 32" w x 29"h	Laminate	4,750	43633/5IRA	60"l x 32" w x 29"-54½"h	Laminate	7,300
43634/2AR29	60"l x 36" w x 29"h	Veneer	6,265	43634/2IRA	60"l x 36" w x 29"-54½"h	Veneer	8,645
43634/5AR29	60"l x 36" w x 29"h	Laminate	5,330	43634/5IRA	60"l x 36" w x 29"-54½"h	Laminate	7,720
43635/2AR29	66"l x 24" w x 29"h	Veneer	4,595	43635/2IRA	66"l x 24" w x 29"-54½"h	Veneer	6,975
43635/5AR29	66"l x 24" w x 29"h	Laminate	3,915	43635/5IRA	66"l x 24" w x 29"-54½"h	Laminate	6,300
43636/2AR29	66"l x 30" w x 29"h	Veneer	5,745	43636/2IRA	66"l x 30" w x 29"-54½"h	Veneer	8,125
43636/5AR29	66"l x 30" w x 29"h	Laminate	4,895	43636/5IRA	66"l x 30" w x 29"-54½"h	Laminate	7,285
43637/2AR29	66"l x 32" w x 29"h	Veneer	6,130	43637/2IRA	66"l x 32" w x 29"-54½"h	Veneer	8,670
43637/5AR29	66"l x 32" w x 29"h	Laminate	5,225	43637/5IRA	66"l x 32" w x 29"-54½"h	Laminate	7,770
43638/2AR29	66"l x 36" w x 29"h	Veneer	6,880	43638/2IRA	66"l x 36" w x 29"-54½"h	Veneer	9,275
43638/5AR29	66"l x 36" w x 29"h	Laminate	5,870	43638/5IRA	66"l x 36" w x 29"-54½"h	Laminate	8,255
43639/2AR29	72"l x 24" w x 29"h	Veneer	5,010	43639/2IRA	72"l x 24" w x 29"-54½"h	Veneer	7,400
43639/5AR29	72"l x 24" w x 29"h	Laminate	4,280	43639/5IRA	72"l x 24" w x 29"-54½"h	Laminate	6,660
43640/2AR29	72"l x 30" w x 29"h	Veneer	6,220	43640/2IRA	72"l x 30" w x 29"-54½"h	Veneer	8,645
43640/5AR29	72"l x 30" w x 29"h	Laminate	5,330	43640/5IRA	72"l x 30" w x 29"-54½"h	Laminate	7,720
43641/2AR29	72"l x 32" w x 29"h	Veneer	6,635	43641/2IRA	72"l x 32" w x 29"-54½"h	Veneer	9,220
43641/5AR29	72"l x 32" w x 29"h	Laminate	5,690	43641/5IRA	72"l x 32" w x 29"-54½"h	Laminate	8,235
43642/2AR29	72"l x 36" w x 29"h	Veneer	7,510	43642/2IRA	72"l x 36" w x 29"-54½"h	Veneer	9,895
43642/5AR29	72"l x 36" w x 29"h	Laminate	6,395	43642/5IRA	72"l x 36" w x 29"-54½"h	Laminate	8,775
43643/2AR29	78"l x 24" w x 29"h	Veneer	5,420	43643/2IRA	78"l x 24" w x 29"-54½"h	Veneer	7,810
43643/5AR29	78"l x 24" w x 29"h	Laminate	4,630	43643/5IRA	78"l x 24" w x 29"-54½"h	Laminate	7,005
43644/2AR29	78"l x 30" w x 29"h	Veneer	6,775	43644/2IRA	78"l x 30" w x 29"-54½"h	Veneer	9,170
43644/5AR29	78"l x 30" w x 29"h	Laminate	5,775	43644/5IRA	78"l x 30" w x 29"-54½"h	Laminate	8,165
43645/2AR29	78"l x 32" w x 29"h	Veneer	7,225	43645/2IRA	78"l x 32" w x 29"-54½"h	Veneer	9,785
43645/5AR29	78"l x 32" w x 29"h	Laminate	6,165	43645/5IRA	78"l x 32" w x 29"-54½"h	Laminate	8,710
43646/2AR29	78"l x 36" w x 29"h	Veneer	8,130	43646/2IRA	78"l x 36" w x 29"-54½"h	Veneer	10,515
43646/5AR29	78"l x 36" w x 29"h	Laminate	6,930	43646/5IRA	78"l x 36" w x 29"-54½"h	Laminate	9,315
43647/2AR29	84"l x 24" w x 29"h	Veneer	5,845	43647/2IRA	84"l x 24" w x 29"-54½"h	Veneer	8,235
43647/5AR29	84"l x 24" w x 29"h	Laminate	4,980	43647/5IRA	84"l x 24" w x 29"-54½"h	Laminate	7,370
43648/2AR29	84"l x 30" w x 29"h	Veneer	7,300	43648/2IRA	84"l x 30" w x 29"-54½"h	Veneer	9,685
43648/5AR29	84"l x 30" w x 29"h	Laminate	6,220	43648/5IRA	84"l x 30" w x 29"-54½"h	Laminate	8,610
43649/2AR29	84"l x 32" w x 29"h	Veneer	7,790	43649/2IRA	84"l x 32" w x 29"-54½"h	Veneer	10,330
43649/5AR29	84"l x 32" w x 29"h	Laminate	6,635	43649/5IRA	84"l x 32" w x 29"-54½"h	Laminate	9,190
43650/2AR29	84"l x 36" w x 29"h	Veneer	8,755	43650/2IRA	84"l x 36" w x 29"-54½"h	Veneer	11,150
43650/5AR29	84"l x 36" w x 29"h	Laminate	7,470	43650/5IRA	84"l x 36" w x 29"-54½"h	Laminate	9,860
43651/2AR29	90"l x 24" w x 29"h	Veneer	6,265	43651/2IRA	90"l x 24" w x 29"-54½"h	Veneer	8,645
43651/5AR29	90"l x 24" w x 29"h	Laminate	5,330	43651/5IRA	90"l x 24" w x 29"-54½"h	Laminate	7,720
43652/2AR29	90"l x 30" w x 29"h	Veneer	7,815	43652/2IRA	90"l x 30" w x 29"-54½"h	Veneer	10,210
43652/5AR29	90"l x 30" w x 29"h	Laminate	6,660	43652/5IRA	90"l x 30" w x 29"-54½"h	Laminate	9,055
43653/2AR29	90"l x 32" w x 29"h	Veneer	8,340	43653/2IRA	90"l x 32" w x 29"-54½"h	Veneer	10,890
43653/5AR29	90"l x 32" w x 29"h	Laminate	7,105	43653/5IRA	90"l x 32" w x 29"-54½"h	Laminate	9,655
43654/2AR29	90"l x 36" w x 29"h	Veneer	9,380	43654/2IRA	90"l x 36" w x 29"-54½"h	Veneer	11,760
43654/5AR29	90"l x 36" w x 29"h	Laminate	7,995	43654/5IRA	90"l x 36" w x 29"-54½"h	Laminate	10,375

TERMS AND CONDITIONS OF SALE

PRICES

All prices are list prices, FOB our Toronto Factory- freight charges are extra. Packing and/ or crating is available, if required, upcharges apply.

Due to existing conditions in regard to cost of labor and materials, we reserve the right to change prices without notice.

TERMS

Net 30 days from date of invoice to accredited buyers. Two per cent (2%) interest charged monthly on overdue accounts. Deposit of 50% is required with order. Terms will be established upon credit evaluation. Due to delays in processing references, first orders may be treated as C.B.D. orders.

ORDER CONFIRMATION

Orders are accepted upon issuance of our order confirmation and are subject to the terms set forth therein; notwithstanding any variance from the terms of the buyer's order form.

Nienkämper is not liable for any delay or failure to deliver caused by labor or transportation difficulties, accidents, acts of God, failure of sources of supply, or other causes beyond our control, and changes will affect the delivery date.

CHANGE OF ORDERS OR CANCELLATIONS

Changes or cancellations are subject to our ability to conform. A charge will be levied against canceled or changed orders based on costs already incurred by Nienkämper. All changes must be in writing and submitted on a revised purchase order. Changes will affect the delivery date.

STORAGE

If goods cannot be accepted when ready, we may transfer them to storage (which is to be deemed as delivery for invoice purposes). The customer accepts risks and will be charged at prevailing rates.

FREIGHT

All prices are list prices, FOB our Toronto Factory- freight charges are extra.

Packing and/or crating are available, if required, upcharges apply.

CLAIMS

All furniture is given to the carrier and signed for in good condition. It is the responsibility of the receiver to sign for the goods in the presence of the carrier and note the condition in which they are received. Freight claims should be filed with the carrier.

WARRANTY

There are no express or implied warranties, conditions and obligations of the manufacturer, whether statutory or otherwise that extend beyond the description on the face hereof. Our furniture is made to the highest standard and is warranted free from defects of material and workmanship for five years from the date of delivery. During the warranty period we will repair or replace such merchandise as shall prove to be defective, during normal usage in accordance with manufacturer's specifications. The manufacturer shall not be liable for defect wholly attributable to normal manufacturing process. Replacement or repair of the Product shall be the sole remedy of the Customer, and the manufacturer shall not be liable for any direct, indirect, incidental, or consequential loss or damage suffered by the Customer by reason of any defect in workmanship or manufacture of the Product or inability to use the Product. Moreover, this warranty does not cover accidental damage, abuse, alteration, ordinary wear and tear of Goods, negligence and misuse nor variations over which we have no control such as heat or humidity or damage to which the Goods are connected that is not attributable to the failure of the goods themselves. This warranty is null and void when the product is installed with hardware other than that supplied and/or when installed differently than recommended in the installation guide. Modification to the product or hardware may result in failure of the product and cause damage and/or injury.

WOOD FINISHES

Nienkämper offers a wide variety of standard light finishes on cherry, mahogany and figured anagre wood veneers, and a clear natural finish on figured anagre, figured sycamore, maple, bird's eye maple and curly maple.

Light finishes do not mask the grain and other characteristics of each wood species. It is important to understand that pieces of the same type of wood will not look identical when a light finish is used. The appearance of the finish will also depend on the natural color of the veneer. Cherry darkens over time as the wood ages. Pin knots and gum pockets are inherent traits.

Wood is a naturally variable raw material; its variances are not within the furniture manufacturer's control and are therefore not considered defects under this warranty.