

nienkämpfer

CONFERENCE TABLES

GATEWAY PLUS COLLECTION



2026

Prices shown are List Prices, FOB our Toronto
Factory- freight charges are extra. Packing and/
or crating is available, if required, upcharges apply.

veneers

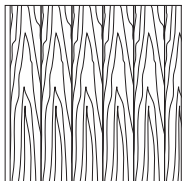
All wood surfaces are protected with a durable polyurethane clear lacquer with UV inhibitor. This finish is known for its exceptional durability, as well as abrasion, chemical, impact and scratch resistance. Standard sheen level is 45 degrees. Optional matte, 5, 10 and 35 degree sheen levels are available on request at no additional cost.

Wood Species	Order Code	Veneer/Stain	Upcharge
Maple	F-01	Natural Maple	No upcharge applies.
	F-02	Natural Curly Maple - Rotary Cut	Add 15%.
	F-03	Natural Bird's Eye Maple - Rotary Cut	Call Customer Service for pricing.
	F-04	Maple Stained Pear	No upcharge applies.
Cherry	F-05	Natural Cherry	No upcharge applies.
	F-06	Standard Cherry	No upcharge applies.
	F-07	Cherry Stained Amber	No upcharge applies.
	F-08	Cherry Stained Auburn	No upcharge applies.
	F-09	Cherry Stained Burgundy	No upcharge applies.
Mahogany	F-10	Light Mahogany	No upcharge applies.
	F-11	Medium Mahogany	No upcharge applies.
	F-12	Dark Mahogany	No upcharge applies.
	F-13	Red Mahogany	No upcharge applies.
Anagre	F-14	Natural Figured Anagre - Qtr. Cut Book-Match	Add 15%.
	F-15	Figured Anagre Stained Amber - Qtr. Cut Book-Match	Add 15%.
Sycamore	F-16	Natural Figured Sycamore - Qtr. Cut Book-Match	Add 15%.
Walnut	F-17	Burnt Walnut	No upcharge applies.
	F-19	Natural Walnut - Flat Cut Book-Match	No upcharge applies.
	F-19FM	Natural Walnut - Flat Cut Book-Match (matte sheen)	No upcharge applies.
	F-27F	Creamy Walnut - Flat Cut Book-Match (10° sheen)	No upcharge applies.
	F-27R	Creamy Walnut - Rift Cut Slip-Match (10° sheen)	Add 5%
	F-28	Tawny Walnut	No upcharge applies.
	F-31FM	Autumn Walnut - Flat Cut Book-Match (matte sheen)	No upcharge applies.
	F-31RM	Autumn Walnut - Rift Cut Slip-Match (matte sheen)	Add 5%
Oak	F-18F	Natural White Oak - Flat Cut Book-Match (10° sheen)	No upcharge applies.
	F-18R	Natural White Oak - Rift Cut Slip-Match (10° sheen)	Add 5%
	F-26	Charcoal Ash On Oak - Flat Cut Book-Match (10° sheen)	No upcharge applies.
	F-29F	Smoky Oak - Flat Cut Book-Match	No upcharge applies.
	F-29R	Smoky Oak - Rift Cut Slip-Match	Add 5%
	F-29FM	Smoky Oak - Flat Cut Book-Match (matte sheen)	No upcharge applies.
	F-29RM	Smoky Oak - Rift Cut Slip-Match (matte sheen)	Add 5%
	F-30FM	Whisper White Oak - Flat Cut Book-Match (matte sheen)	No upcharge applies.
	F-30RM	Whisper White Oak - Rift Cut Slip-Match (matte sheen)	Add 5%
	F-32FM	Cotton White Oak - Flat Cut Book-Match (matte sheen)	No upcharge applies.
F-32RM	Cotton White Oak - Rift Cut Slip-Match (matte sheen)	Add 5%	
Sapele – Ribbon Stripe	F-20	Natural Ribbon Strip Sapele - Qtr. Cut Slip-Match	No upcharge applies.
Moabi (Cherry substitute)	F-21	Natural Moabi - Quarter - Qtr. Cut Book-Match	No upcharge applies.
Cape Coast Walnut	F-22	Dark Cape Coast Walnut - Qtr. Cut Slip-Match	No upcharge applies.
	F-23	Natural Cape Coast Walnut - Qtr. Cut Slip-Match	No upcharge applies.
	F-23	Natural Cape Coast Walnut - Qtr. Cut Slip-Match	No upcharge applies.
Ash	F-25	Slate Gray Ash - Qtr. Cut Slip-Match	No upcharge applies.

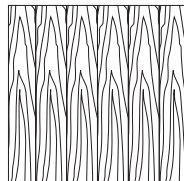
VENEER GRAIN OPTIONS

Nienkämper products utilize the best quality veneers available, and, combined with Nienkämper's patented veneering systems, create work environments of incredible quality and beauty.


All veneer furniture comes standard with flat cut book-match veneer; flat cut slip-match veneer can also be specified. Quarter cut slip-match and quarter cut book-match veneers are available at a 5% upcharge. Figured Anagre and Figured Sycamore veneers are Quarter cut book-matched. Bird's Eye Maple and Curly Maple are rotary cut. Facet Edge, Taper edge, Flowform, Camber and Self edge tops with veneer are manufactured with a solid wood edge. All edges are then veneer wrapped to create a seamless profile top.




Standard V1
Flat Cut Book-Match



Flat Cut Slip-Match V2



Quarter Cut Slip-Match V3
Add 5%



Quarter Cut Book-Match V4
Add 5%

P-LAM

Wood grain plastic laminate surfaces are available on table tops with Facet, Taper and Self edges.

These tops are manufactured with a solid wood edge that is applied prior to the laminate top surface. This method conceals the thickness of the wood edge, while providing the durability required. Wood edges are selected that most closely resemble both the species and the color of the laminate chosen

Nienkämper has pre-selected a number of standard wood grain plastic laminates that represent a cross section of both color and species. Simply include the order code with the model number to make these selections. Alternatively wood grain plastic laminates selected outside of Nienkämper's standard selection can be made by specifying the manufacturer as well as the description and model number of the laminate at the time of order.

Wood Grain Plastic Laminate Surfaces	Order Code	Manufacturer #	Finish
Hardrock Maple	WL2	Pionite WM791-SD	Textured/Suede
Monticello Maple	WL5	Wilsonart 7925-38	Fine Velvet Texture
Fusion Maple	WL13	Wilsonart 7909-60	Matte
New Age Oak	WL14	Wilsonart 7938-38	Fine Velvet Texture
Wild Cherry	WL18	Wilsonart 7054-60	Matte
River Cherry	WL19	Wilsonart 7937-38	Fine Velvet Texture
Montana Walnut	WL20	Wilsonart 7110T-78	Fine Grain
Skyline Walnut	WL26	Wilsonart 7964K-12	Soft Grain
Continental Walnut	WL-29	Wilsonart 8232K-05	Timbergrain
Neo Walnut	WL-30	Wilsonart 7991-38	Fine Velvet Texture
Walnut Heights	WL-31	Wilsonart 7965K-12	Soft Grain
Grayed Oak	WL-32	Formica 5791-PG	Pure Grain Texture
Millennium Oak	WL-33	Formica 5887-58	Matte
Aged Ash	WL-34	Formica 8844-WR	Woodbrush
Lowell Ash	WL-35	Wilsonart 7994-38	Fine Velvet Texture
Natural Ash	WL-36	Formica 8843-WR	Woodbrush
Norwegian Ash	WL-37	Wilsonart 8241-38	Fine Velvet Texture
Weathered Ash	WL-38	Formica 8842-WR	Woodbrush
Smoky Brown Pear	WL-39	Formica 5488-26	Oiled Wood
Studio Teak	WL-40	Wilsonart 7960K-18	Linearity
Fawn Cypress	WL-41	Wilsonart 8208K-16	Casual Rustic
Landmark Wood	WL-42	Wilsonart 7981K-12	Soft Grain
Natural Cerise	WL-43	Formica 8863-58	Matte
Natural Recon	WL-44	Wilsonart 7996-38	Fine Velvet Texture
Pecan Woodline	WL-45	Formica 5883-58	Matte

To specify the wood grain laminate required simply add the Order Code WL_ to the model number of the product.

Samples and specific technical data is available from your local sales representative or by contacting Nienkämper's Customer Service department at **800.668.9318**.

P-LAM

COLORED P-LAM


Both Taper and Self edge profiles are available with a colored laminate top.

Laminate edging on Taper tops. Edging will match the top surface and is applied before the surface laminate. By applying the laminate in this way, the seam is positioned horizontally, which makes it much less conspicuous and more durable.


Wood edging on Self and Taper Edge tops are applied before the laminate. By applying the wood edge in this way, the wood edge thickness is concealed, while providing the durability required. Wood species and finishes for edging can be selected from page 8.

For laminates specified outside of Nienkämper's standard selection, specify the manufacturer as well as the description and model number of the laminate selected at the time of order. For Facet edge tops, the laminate must be a post-forming grade.


Translucent edging on Self and Taper edge tops is applied after the surface laminate. The translucent edge is very durable. Clear translucent edge provides a good match with most white-colored laminates, while a silver translucent edge provides a metallic look and contrast to colored plastic laminates.




P-Lam top & Self edge



P-Lam top & Translucent Self edge



Wood Grain P-Lam top & silver Translucent Self edge



P-Lam top & solid wood Facet edge

*An unavoidable, thin dark line will be visible when specifying a matching p.lam edge. This is more pronounced with light colored laminates

Colored Plastic Laminates Surface	Order Code	Manufacturer #	Finish
Gray (Nienkämper - Light Gray/Putty)	CL-01	Wilsonart 1500-60	Matte
Platinum Gray (Nienkämper - Medium Gray/Clay)	CL-02	Nevamar S6023T	Textured
Slate Grey (Nienkämper - Dark Gray)	CL-03	Wilsonart D91-60	Matte
Black	CL-04	Wilsonart 1595-60	Matte
Angel White	CL-05	Pionite SW-826SD	Textured/ Suede
Frosty White	CL-06	Wilsonart 1573-60	Matte
White (for writable surface)	Contact customer service for details 800.668.9318		Gloss

Add the order code behind the edge profile when specifying.

P-LAM

FINGERPRINT RESISTANT P-LAM

Fingerprint Resistant Plastic Laminate is an innovative material created for interior design applications and is suitable for both vertical and horizontal interior applications on our Nienkämper furniture.

The external surface of Fingerprint Resistant Plastic Laminate involves the use of nanotechnology made possible by next generation acrylic resins.

The unique composition offers extraordinary features coupled with a unique user experience. These include an ultra matte surface (eliminating glare), an ultra sofa feel, an anti-fingerprint surface, thermal healing of micro-scratches, increased durability as well as anti-bacterial and mold-resistant properties.

Edgeband matching all Fingerprint Resistant Plastic Laminate colors is only available when specifying a Taper edge. For Self edge tops 1" and 1 1/4" thick, matching edgeband are only available in Black (RL-01) and White (RL-03). When a matching edgeband is not available, the specified surface laminate is used on the edge. **Contact Customer Service for more details 800.668-9318.**

There is a 20% upcharge on our standard plastic laminate table pricing for Fingerprint Resistant Plastic Laminate.

Colored "Fingerprint Resistant" Plastic Laminate Surface	Order Code	Finish
Black	RL-01	Matte
Gray	RL-02	Matte
White	RL-03	Matte
Sand	RL-04	Matte
Brown	RL-05	Matte
Clay	RL-06	Matte
Beige	RL-07	Matte
Ash	RL-08	Matte
Smoke	RL-09	Matte

Edgeband to Match with Colored "Fingerprint Resistant" Plastic Laminate	Thickness	Order Code
Black	3/4", 1", 1-1/4"	RE-01
Gray	3/4"	RE-02
White	3/4", 1", 1-1/4"	RE-03
Sand	3/4"	RE-04
Brown	3/4"	RE-05
Clay	3/4"	RE-06
Beige	3/4"	RE-07
Ash	3/4"	RE-08
Smoke	3/4"	RE-09

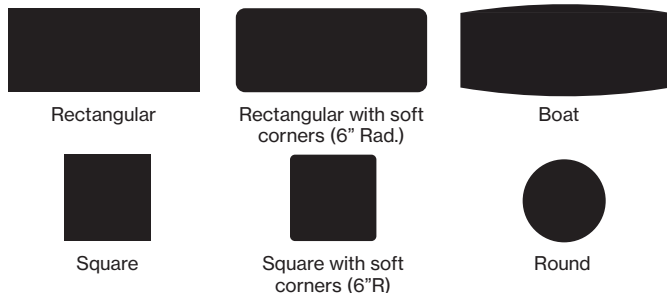
GATEWAY™ PLUS TABLES

BASE, SHAPE, EDGE & CONNECTIVITY Design - busk + hertzog

Gateway™ Plus, an extension of our award-winning Gateway™ Collection, features a sculptural leg design with a striking contrasting color inset, creating a bold and distinctive aesthetic.

Surface Shapes

Top is 1/4" thick with overall table height of 29"h and is available in six different shapes.



Top Finishes

All Nienkämper veneers, stains, finishes, and plastic laminates.

Edge Details



Sizes

Shape	Length" x	Depth"
Rectangle	48" - 84"	30" & 36"
Square/Square with soft corners	30" - 78"	30" - 78"
Round	30" - 78" dia	

Shape	Length	Depth
Rectangle/Rectangle with soft corners	84" - 240"	42" - 72"
Boat	84" - 240"	42" - 72"

Connectivity



Vox® M-Series Forum

Vox® SIMPLE Pop-Up Forum

Vox® SIMPLE Pop-Up Forum

Stretcher Rail Finish Options

Gateway™ Plus stretcher rails feature a flat outer face and can be finished in several ways. The standard rail finish is silver anodized. Rails finished to match the powder coat or in mirror polish are available with an upcharge – please contact Customer Service for details.


Base Finish Options

Gateway™ Plus table bases are available in either mirror polished aluminum or a variety of powder coat finishes.



Base Inset Finish Options

Nine standard accent colors are available for Gateway™ Plus bases to create the striking contrasting color inset. Additional accent colors are available upon request with an upcharge; please contact Customer Service for details at 800.668.9318.




Polished or powder coat




Polished or powder coat with contrasting color inset.

GATEWAY™ PLUS TABLES

CABLE CONDUIT & WIRE MANAGEMENT Design - busk + hertzog



Cables from our Vox® M-Series Forum, Double-Sided Forum, or SIMPLE PopUp Forum are routed to the floor using either an expandable or linked cable conduit. Both solutions accommodate core drills with their large base ring. The expandable cable conduit supports a wire capacity of 2"-4" in diameter, while the linked conduit supports up to eighteen 16-gauge cables. Both models are available in black, silver, or clear. Please see page 42 for details.



Expandable cable conduit



Linked cable conduit

GATEWAY™ PLUS TABLES

RECTANGULAR CONFERENCE TABLES Design - busk + hertzog

Specify edge type: add the two letter code after the model number



Taper Edge (TE)



Self Edge (SE)



Facet Edge (FE)



Flowform Edge "FF"
5% upcharge
laminates not available

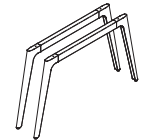


Camber Edge "CE"
5% upcharge
laminates not available

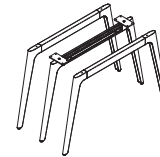
Table Height = 29"

Seating Capacity Based on 25" Chair

L"	X	D"	Sugg Seat Capacity	Top Finish	Top Sections	POLISHED BASE		POLISHED BASE WITH COLOR INSET	
						Model Number	List Price	Model Number	List Price
84	42	6-8	Veneer	1	64001/2	6,925	64051/2	7,210	
84	42	6-8	Laminate	1	64001/5	5,790	64051/5	6,075	
96	42	6-8	Veneer	1	64002/2	7,255	64052/2	7,545	
96	42	6-8	Laminate	1	64002/5	6,040	64052/5	6,320	
96	48	6-8	Veneer	1	64003/2	7,690	64053/2	7,965	
96	48	6-8	Laminate	1	64003/5	6,420	64053/5	6,705	
108	42	8-10	Veneer	2	64004/2	7,715	64054/2	8,015	
108	42	8-10	Laminate	2	64004/5	6,280	64054/5	6,555	
108	48	8-10	Veneer	2	64005/2	8,330	64055/2	8,610	
108	48	8-10	Laminate	2	64005/5	6,780	64055/5	7,050	
120	42	8-10	Veneer	2	64006/2	8,135	64056/2	8,425	
120	42	8-10	Laminate	2	64006/5	6,645	64056/5	6,925	
120	48	8-10	Veneer	2	64007/2	8,845	64057/2	9,115	
120	48	8-10	Laminate	2	64007/5	7,050	64057/5	7,360	
120	54	8-10	Veneer	2	64008/2	9,500	64058/2	9,780	
120	54	8-10	Laminate	2	64008/5	7,475	64058/5	7,750	
132	48	10-12	Veneer	2	64009/2	11,295	64059/2	11,725	
132	48	10-12	Laminate	2	64009/5	9,395	64059/5	9,805	
132	54	10-12	Veneer	2	64010/2	12,095	64060/2	12,520	
132	54	10-12	Laminate	2	64010/5	9,845	64060/5	10,270	
144	48	10-12	Veneer	2	64011/2	11,810	64061/2	12,225	
144	48	10-12	Laminate	2	64011/5	9,715	64061/5	10,140	
144	54	10-12	Veneer	2	64012/2	12,645	64062/2	13,065	
144	54	10-12	Laminate	2	64012/5	10,170	64062/5	10,595	
144	60	10-12	Veneer	2	64013/2	13,325	64063/2	13,750	
144	60	10-12	Laminate	2	64013/5	10,675	64063/5	11,100	
156	48	12-14	Veneer	2	64014/2	12,270	64064/2	12,690	
156	48	12-14	Laminate	2	64014/5	10,075	64064/5	10,500	
156	54	12-14	Veneer	2	64015/2	13,190	64065/2	13,610	
156	54	12-14	Laminate	2	64015/5	10,580	64065/5	11,010	
156	60	12-14	Veneer	2	64016/2	13,965	64066/2	14,395	
156	60	12-14	Laminate	2	64016/5	11,140	64066/5	11,565	
156	66	12-14	Veneer	3	64017/2	14,505	64067/2	14,925	
156	66	12-14	Laminate	3	64017/5	11,520	64067/5	11,950	
168	48	12-14	Veneer	2	64018/2	12,770	64068/2	13,195	
168	48	12-14	Laminate	2	64018/5	10,410	64068/5	10,840	
168	54	12-14	Veneer	2	64019/2	13,635	64069/2	14,060	
168	54	12-14	Laminate	2	64019/5	10,950	64069/5	11,380	
168	60	12-14	Veneer	2	64020/2	14,610	64070/2	15,025	
168	60	12-14	Laminate	2	64020/5	11,505	64070/5	11,930	
168	66	12-14	Veneer	3	64021/2	15,165	64071/2	15,595	
168	66	12-14	Laminate	3	64021/5	11,900	64071/5	12,330	



2 Bases



3 Bases

Standard Features:

- 1¼" thick tops available in all Nienkämper veneers, stains, finishes, and plastic laminates.
- Stone and glass tops available upon special request – contact Customer Service at 800.668.9318 for details.
- Die-cast leg construction offered in mirror polish or your choice of 18 powder-coat colors and 9 decorative vinyl inserts.
- Structural rails (base assembly) are finished to match the legs.
- Long structural rails supporting the top come standard in silver anodizing.
- Polished or painted structural rails are available with an upcharge – contact Customer Service at 800.668.9318 for more information.

GATEWAY™ PLUS TABLES

RECTANGULAR CONFERENCE TABLES Design - busk + hertzog

Specify edge type: add the two letter code after the model number



Taper Edge (TE)



Self Edge (SE)



Facet Edge (FE)



Flowform Edge "FF"
5% upcharge
laminates not available

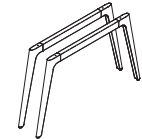


Camber Edge "CE"
5% upcharge
laminates not available

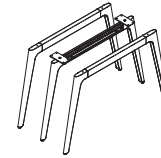
Table Height = 29"

Seating Capacity Based on 25" Chair

L"	X	D"	Sugg Seat Capacity	Top Finish	Top Sections	POWDER COAT BASE		POWDER COAT BASE WITH COLOR INSET	
						Model Number	List Price	Model Number	List Price
84	42	6-8	Veneer	1	64101/2	7,165	64151/2	7,445	
84	42	6-8	Laminate	1	64101/5	6,025	64151/5	6,315	
96	42	6-8	Veneer	1	64102/2	7,490	64152/2	7,800	
96	42	6-8	Laminate	1	64102/5	6,280	64152/5	6,555	
96	48	6-8	Veneer	1	64103/2	7,860	64153/2	8,135	
96	48	6-8	Laminate	1	64103/5	6,570	64153/5	6,860	
108	42	8-10	Veneer	2	64104/2	7,960	64154/2	8,255	
108	42	8-10	Laminate	2	64104/5	6,525	64154/5	6,790	
108	48	8-10	Veneer	2	64105/2	8,500	64155/2	8,775	
108	48	8-10	Laminate	2	64105/5	6,950	64155/5	7,225	
120	42	8-10	Veneer	2	64106/2	8,375	64156/2	8,665	
120	42	8-10	Laminate	2	64106/5	6,885	64156/5	7,165	
120	48	8-10	Veneer	2	64107/2	9,000	64157/2	9,290	
120	48	8-10	Laminate	2	64107/5	7,225	64157/5	7,495	
120	54	8-10	Veneer	2	64108/2	9,575	64158/2	9,865	
120	54	8-10	Laminate	2	64108/5	7,585	64158/5	7,855	
132	48	10-12	Veneer	2	64109/2	11,670	64159/2	12,095	
132	48	10-12	Laminate	2	64109/5	9,765	64159/5	10,180	
132	54	10-12	Veneer	2	64110/2	12,385	64160/2	12,820	
132	54	10-12	Laminate	2	64110/5	10,145	64160/5	10,565	
144	48	10-12	Veneer	2	64111/2	12,180	64161/2	12,600	
144	48	10-12	Laminate	2	64111/5	10,090	64161/5	10,510	
144	54	10-12	Veneer	2	64112/2	12,940	64162/2	13,365	
144	54	10-12	Laminate	2	64112/5	10,475	64162/5	10,900	
144	60	10-12	Veneer	2	64113/2	13,545	64163/2	13,975	
144	60	10-12	Laminate	2	64113/5	10,900	64163/5	11,325	
156	48	12-14	Veneer	2	64114/2	12,645	64164/2	13,065	
156	48	12-14	Laminate	2	64114/5	10,455	64164/5	10,880	
156	54	12-14	Veneer	2	64115/2	13,485	64165/2	13,910	
156	54	12-14	Laminate	2	64115/5	10,895	64165/5	11,320	
156	60	12-14	Veneer	2	64116/2	14,195	64166/2	14,620	
156	60	12-14	Laminate	2	64116/5	11,370	64166/5	11,785	
156	66	12-14	Veneer	3	64117/2	14,655	64167/2	15,070	
156	66	12-14	Laminate	3	64117/5	11,670	64167/5	12,095	
168	48	12-14	Veneer	2	64118/2	13,150	64168/2	13,575	
168	48	12-14	Laminate	2	64118/5	10,785	64168/5	11,210	
168	54	12-14	Veneer	2	64119/2	13,940	64169/2	14,360	
168	54	12-14	Laminate	2	64119/5	11,260	64169/5	11,675	
168	60	12-14	Veneer	2	64120/2	14,820	64170/2	15,245	
168	60	12-14	Laminate	2	64120/5	11,730	64170/5	12,150	
168	66	12-14	Veneer	3	64121/2	15,320	64171/2	15,730	
168	66	12-14	Laminate	3	64121/5	12,060	64171/5	12,475	



2 Bases



3 Bases

Standard Features:

- 1¼" thick tops available in all Nienkämper veneers, stains, finishes, and plastic laminates.
- Stone and glass tops available upon special request – contact Customer Service at 800.668.9318 for details.
- Die-cast leg construction offered in mirror polish or your choice of 18 powder-coat colors and 9 decorative vinyl inserts.
- Structural rails (base assembly) are finished to match the legs.
- Long structural rails supporting the top come standard in silver anodizing.
- Polished or painted structural rails are available with an upcharge – contact Customer Service at 800.668.9318 for more information.

GATEWAY™ PLUS TABLES

RECTANGULAR CONFERENCE TABLES Design - busk + hertzog

Specify edge type: add the two letter code after the model number



Taper Edge (TE)



Self Edge (SE)



Facet Edge (FE)



Flowform Edge "FF"
5% upcharge
laminates not available

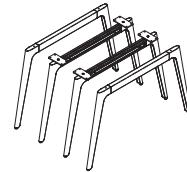


Camber Edge "CE"
5% upcharge
laminates not available

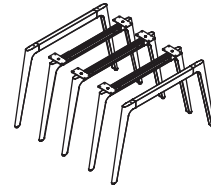
Table Height = 29"

Seating Capacity Based on 25" Chair

L" X D"	Sugg Seat Capacity	Top Finish	Top Sections	POLISHED BASE		POLISHED BASE WITH COLOR INSET	
				Model Number	List Price	Model Number	List Price
180 48 12-14	Veneer	3	64022/2	15,100	64072/2	15,645	
180 48 12-14	Laminate	3	64022/5	12,590	64072/5	13,155	
180 54 14-16	Veneer	3	64023/2	16,015	64073/2	16,575	
180 54 14-16	Laminate	3	64023/5	13,135	64073/5	13,695	
180 60 14-16	Veneer	3	64024/2	16,930	64074/2	17,480	
180 60 14-16	Laminate	3	64024/5	13,715	64074/5	14,280	
180 66 14-16	Veneer	3	64025/2	17,770	64075/2	18,325	
180 66 14-16	Laminate	3	64025/5	14,145	64075/5	14,710	
180 72 14-16	Veneer	3	64026/2	18,680	64076/2	19,250	
180 72 14-16	Laminate	3	64026/5	14,695	64076/5	15,255	
<hr/>							
192 54 14-16	Veneer	4	64027/2	16,715	64077/2	17,265	
192 54 14-16	Laminate	4	64027/5	13,485	64077/5	14,050	
192 60 14-16	Veneer	4	64028/2	17,670	64078/2	18,225	
192 60 14-16	Laminate	4	64028/5	14,080	64078/5	14,655	
192 66 14-16	Veneer	4	64029/2	18,505	64079/2	19,065	
192 66 14-16	Laminate	4	64029/5	14,545	64079/5	15,130	
192 72 14-16	Veneer	4	64030/2	19,360	64080/2	19,915	
192 72 14-16	Laminate	4	64030/5	15,145	64080/5	15,700	
204 54 16-18	Veneer	4	64031/2	17,215	64081/2	17,780	
204 54 16-18	Laminate	4	64031/5	13,940	64081/5	14,510	
204 60 16-18	Veneer	4	64032/2	18,180	64082/2	18,740	
204 60 16-18	Laminate	4	64032/5	14,540	64082/5	15,120	
204 66 16-18	Veneer	4	64033/2	19,060	64083/2	19,615	
204 66 16-18	Laminate	4	64033/5	15,045	64083/5	15,615	
204 72 16-18	Veneer	4	64034/2	20,175	64084/2	20,745	
204 72 16-18	Laminate	4	64034/5	15,680	64084/5	16,250	



4 Bases




5 Bases

Polished Base



Polished Base with Decorative Vinyl Inset



Standard Features:

- 1¼" thick tops available in all Nienkämper veneers, stains, finishes, and plastic laminates.
- Stone and glass tops available upon special request – contact Customer Service at 800.668.9318 for details.
- Die-cast leg construction offered in mirror polish or your choice of 18 powder-coat colors and 9 decorative vinyl inserts.
- Structural rails (base assembly) are finished to match the legs.
- Long structural rails supporting the top come standard in silver anodizing.
- Polished or painted structural rails are available with an upcharge – contact Customer Service at 800.668.9318 for more information.

GATEWAY™ PLUS TABLES

RECTANGULAR CONFERENCE TABLES Designer-Busk + Hertzog

Specify edge type: add the two letter code after the model number



Taper Edge (TE)



Self Edge (SE)



Facet Edge (FE)



Flowform Edge "FF"
5% upcharge
laminates not available

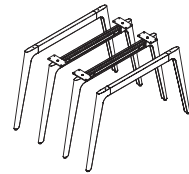


Camber Edge "CE"
5% upcharge
laminates not available

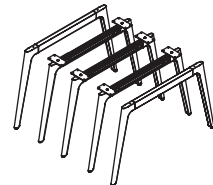
Table Height = 29"

Seating Capacity Based on 25" Chair

L" X D"	Sugg Seat Capacity	Top Finish	Top Sections	POWDER COAT BASE		POWDER COAT BASE WITH COLOR INSET	
				Model Number	List Price	Model Number	List Price
180 48 12-14	Veneer	3	64122/2	15,690	64172/2	16,260	
180 48 12-14	Laminate	3	64122/5	13,195	64172/5	13,755	
180 54 14-16	Veneer	3	64123/2	16,610	64173/2	17,180	
180 54 14-16	Laminate	3	64123/5	13,740	64173/5	14,305	
180 60 14-16	Veneer	3	64124/2	17,525	64174/2	18,095	
180 60 14-16	Laminate	3	64124/5	14,320	64174/5	14,900	
180 66 14-16	Veneer	3	64125/2	18,370	64175/2	18,935	
180 66 14-16	Laminate	3	64125/5	14,755	64175/5	15,340	
180 72 14-16	Veneer	3	64126/2	19,295	64176/2	19,865	
180 72 14-16	Laminate	3	64126/5	15,310	64176/5	15,855	
192 54 14-16	Veneer	4	64127/2	17,305	64177/2	17,875	
192 54 14-16	Laminate	4	64127/5	14,090	64177/5	14,665	
192 60 14-16	Veneer	4	64128/2	18,265	64178/2	18,830	
192 60 14-16	Laminate	4	64128/5	14,695	64178/5	15,255	
192 66 14-16	Veneer	4	64129/2	19,105	64179/2	19,670	
192 66 14-16	Laminate	4	64129/5	15,160	64179/5	15,720	
192 72 14-16	Veneer	4	64130/2	19,970	64180/2	20,530	
192 72 14-16	Laminate	4	64130/5	15,740	64180/5	16,310	
204 54 16-18	Veneer	4	64131/2	17,815	64181/2	18,385	
204 54 16-18	Laminate	4	64131/5	14,540	64181/5	15,120	
204 60 16-18	Veneer	4	64132/2	18,785	64182/2	19,355	
204 60 16-18	Laminate	4	64132/5	15,160	64182/5	15,720	
204 66 16-18	Veneer	4	64133/2	19,670	64183/2	20,235	
204 66 16-18	Laminate	4	64133/5	15,660	64183/5	16,235	
204 72 16-18	Veneer	4	64134/2	20,780	64184/2	21,350	
204 72 16-18	Laminate	4	64134/5	16,285	64184/5	16,850	



4 Bases



5 Bases

Powder Coated Base



Powder Coated Base with Decorative Vinyl Insert



Standard Features:

- 1¼" thick tops available in all Nienkämper veneers, stains, finishes, and plastic laminates.
- Stone and glass tops available upon special request – contact Customer Service at 800.668.9318 for details.
- Die-cast leg construction offered in mirror polish or your choice of 18 powder-coat colors and 9 decorative vinyl inserts.
- Structural rails (base assembly) are finished to match the legs.
- Long structural rails supporting the top come standard in silver anodizing.
- Polished or painted structural rails are available with an upcharge – contact Customer Service at 800.668.9318 for more information.

GATEWAY™ PLUS TABLES

RECTANGULAR CONFERENCE TABLES Designer-Busk + Hertzog

Specify edge type: add the two letter code after the model number



Taper Edge (TE)



Self Edge (SE)



Facet Edge (FE)



Flowform Edge "FF"
5% upcharge
laminates not available

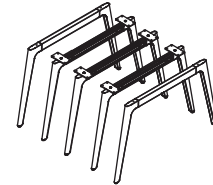


Camber Edge "CE"
5% upcharge
laminates not available

Table Height = 29"

Seating Capacity Based on 25" Chair

L" X D"	Sugg Seat Capacity	Top Finish	Top Sections	POLISHED BASE		POLISHED BASE WITH COLOR INSET	
				Model Number	List Price	Model Number	List Price
216 54 16-18	Veneer	4	64035/2	19,540	64085/2	20,240	
216 54 16-18	Laminate	4	64035/5	16,245	64085/5	16,950	
216 60 16-18	Veneer	4	64036/2	20,560	64086/2	21,255	
216 60 16-18	Laminate	4	64036/5	16,840	64086/5	17,555	
216 66 16-18	Veneer	4	64037/2	21,645	64087/2	22,345	
216 66 16-18	Laminate	4	64037/5	17,480	64087/5	18,195	
216 72 16-18	Veneer	4	64038/2	22,735	64088/2	23,440	
216 72 16-18	Laminate	4	64038/5	18,095	64088/5	18,790	
228 54 16-18	Veneer	4	64039/2	20,065	64089/2	20,765	
228 54 16-18	Laminate	4	64039/5	16,575	64089/5	17,270	
228 60 16-18	Veneer	4	64040/2	21,250	64090/2	21,970	
228 60 16-18	Laminate	4	64040/5	17,235	64090/5	17,930	
228 66 18-20	Veneer	4	64041/2	22,290	64091/2	22,990	
228 66 18-20	Laminate	4	64041/5	17,900	64091/5	18,600	
228 72 18-20	Veneer	4	64042/2	23,330	64092/2	24,030	
228 72 18-20	Laminate	4	64042/5	18,520	64092/5	19,235	
240 54 16-18	Veneer	4	64043/2	20,565	64093/2	21,260	
240 54 16-18	Laminate	4	64043/5	16,940	64093/5	17,630	
240 60 18-20	Veneer	4	64044/2	21,800	64094/2	22,495	
240 60 18-20	Laminate	4	64044/5	17,595	64094/5	18,305	
240 66 18-20	Veneer	4	64045/2	22,960	64095/2	23,670	
240 66 18-20	Laminate	4	64045/5	18,255	64095/5	18,960	
240 72 18-20	Veneer	4	64046/2	24,105	64096/2	24,800	
240 72 18-20	Laminate	4	64046/5	18,920	64096/5	19,620	



5 Bases

156" x 60" x 29", Veneer Top, Polished Legs with Color Inset
Model - 64066/2



Standard Features:

- 1¼" thick tops available in all Nienkämper veneers, stains, finishes, and plastic laminates.
- Stone and glass tops available upon special request – contact Customer Service at 800.668.9318 for details.
- Die-cast leg construction offered in mirror polish or your choice of 18 powder-coat colors and 9 decorative vinyl inserts.
- Structural rails (base assembly) are finished to match the legs.
- Long structural rails supporting the top come standard in silver anodizing.
- Polished or painted structural rails are available with an upcharge – contact Customer Service at 800.668.9318 for more information.

GATEWAY™ PLUS TABLES

RECTANGULAR CONFERENCE TABLES Design - busk + hertzog

Specify edge type: add the two letter code after the model number



Taper Edge (TE)



Self Edge (SE)



Facet Edge (FE)



Flowform Edge "FF"
5% upcharge
laminates not available

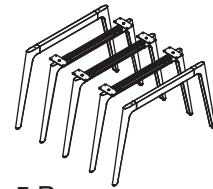


Camber Edge "CE"
5% upcharge
laminates not available

Table Height = 29"

Seating Capacity Based on 25" Chair

L"	X	D"	Sugg Seat Capacity	Top Finish	Top Sections	POWDER COAT BASE		POWDER COAT BASE WITH COLOR INSET	
						Model Number	List Price	Model Number	List Price
216	54	16-18		Veneer	4	64135/2	19,895	64185/2	20,595
216	54	16-18		Laminate	4	64135/5	16,600	64185/5	17,300
216	60	16-18		Veneer	4	64136/2	20,915	64186/2	21,610
216	60	16-18		Laminate	4	64136/5	17,195	64186/5	17,905
216	66	16-18		Veneer	4	64137/2	22,010	64187/2	22,710
216	66	16-18		Laminate	4	64137/5	17,840	64187/5	18,550
216	72	16-18		Veneer	4	64138/2	23,100	64188/2	23,805
216	72	16-18		Laminate	4	64138/5	18,450	64188/5	19,155
228	54	16-18		Veneer	4	64139/2	20,420	64189/2	21,130
228	54	16-18		Laminate	4	64139/5	16,935	64189/5	17,625
228	60	16-18		Veneer	4	64140/2	21,605	64190/2	22,310
228	60	16-18		Laminate	4	64140/5	17,590	64190/5	18,295
228	66	18-20		Veneer	4	64141/2	22,655	64191/2	23,355
228	66	18-20		Laminate	4	64141/5	18,250	64191/5	18,955
228	72	18-20		Veneer	4	64142/2	23,675	64192/2	24,385
228	72	18-20		Laminate	4	64142/5	18,885	64192/5	19,590
240	54	16-18		Veneer	4	64143/2	20,925	64193/2	21,620
240	54	16-18		Laminate	4	64143/5	17,295	64193/5	18,000
240	60	18-20		Veneer	4	64144/2	22,175	64194/2	22,870
240	60	18-20		Laminate	4	64144/5	17,965	64194/5	18,665
240	66	18-20		Veneer	4	64145/2	23,330	64195/2	24,030
240	66	18-20		Laminate	4	64145/5	18,625	64195/5	19,320
240	72	18-20		Veneer	4	64146/2	24,465	64196/2	25,170
240	72	18-20		Laminate	4	64146/5	19,275	64196/5	19,985



5 Bases

156" x 60" x 29", Veneer Top, Polished Legs with Color Inset
Model - 64066/2



Standard Features:

- 1¼" thick tops available in all Nienkämper veneers, stains, finishes, and plastic laminates.
- Stone and glass tops available upon special request – contact Customer Service at 800.668.9318 for details.
- Die-cast leg construction offered in mirror polish or your choice of 18 powder-coat colors and 9 decorative vinyl inserts.
- Structural rails (base assembly) are finished to match the legs.
- Long structural rails supporting the top come standard in silver anodizing.
- Polished or painted structural rails are available with an upcharge – contact Customer Service at 800.668.9318 for more information.

GATEWAY™ PLUS TABLES

RECTANGULAR WITH SOFT (6" RADIUS) CORNER CONFERENCE TABLES Design - busk + hertzog

Specify edge type: add the two letter code after the model number



Taper Edge (TE)



Self Edge (SE)

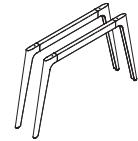


Camber Edge "CE"
8" radius required for
soft corner tops
5% upcharge
laminates not available

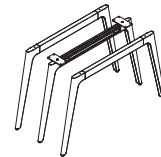
Table Height = 29"

Seating Capacity Based on 25" Chair

L"	X	D"	Sugg Seat Capacity	Top Finish	Top Sections	POLISHED BASE		POLISHED BASE WITH COLOR INSET	
						Model Number	List Price	Model Number	List Price
84	42	6-8	Veneer	1	64201/2	7,260	64251/2	7,580	
84	42	6-8	Laminate	1	64201/5	6,080	64251/5	6,370	
96	42	6-8	Veneer	1	64202/2	7,630	64252/2	7,920	
96	42	6-8	Laminate	1	64202/5	6,340	64252/5	6,640	
96	48	6-8	Veneer	1	64203/2	8,080	64253/2	8,370	
96	48	6-8	Laminate	1	64203/5	6,750	64253/5	7,025	
108	42	8-10	Veneer	1	64204/2	8,110	64254/2	8,415	
108	42	8-10	Laminate	1	64204/5	6,585	64254/5	6,895	
108	48	8-10	Veneer	1	64205/2	8,750	64255/2	9,045	
108	48	8-10	Laminate	1	64205/5	7,130	64255/5	7,415	
120	42	8-10	Veneer	2	64206/2	8,550	64256/2	8,850	
120	42	8-10	Laminate	2	64206/5	6,980	64256/5	7,260	
120	48	8-10	Veneer	2	64207/2	9,290	64257/2	9,575	
120	48	8-10	Laminate	2	64207/5	7,415	64257/5	7,705	
120	54	8-10	Veneer	2	64208/2	9,970	64258/2	10,270	
120	54	8-10	Laminate	2	64208/5	7,855	64258/5	8,140	
132	48	10-12	Veneer	2	64209/2	11,860	64259/2	12,310	
132	48	10-12	Laminate	2	64209/5	9,865	64259/5	10,305	
132	54	10-12	Veneer	2	64210/2	12,700	64260/2	13,150	
132	54	10-12	Laminate	2	64210/5	10,340	64260/5	10,785	
144	48	10-12	Veneer	2	64211/2	12,390	64261/2	12,840	
144	48	10-12	Laminate	2	64211/5	10,195	64261/5	10,640	
144	54	10-12	Veneer	2	64212/2	13,280	64262/2	13,720	
144	54	10-12	Laminate	2	64212/5	10,680	64262/5	11,125	
144	60	10-12	Veneer	2	64213/2	14,005	64263/2	14,445	
144	60	10-12	Laminate	2	64213/5	11,210	64263/5	11,645	
156	48	12-14	Veneer	2	64214/2	12,880	64264/2	13,325	
156	48	12-14	Laminate	2	64214/5	10,580	64264/5	11,025	
156	54	12-14	Veneer	2	64215/2	13,845	64265/2	14,295	
156	54	12-14	Laminate	2	64215/5	11,115	64265/5	11,565	
156	60	12-14	Veneer	2	64216/2	14,675	64266/2	15,120	
156	60	12-14	Laminate	2	64216/5	11,690	64266/5	12,140	
156	66	12-14	Veneer	3	64217/2	15,215	64267/2	15,660	
156	66	12-14	Laminate	3	64217/5	12,100	64267/5	12,550	
168	48	12-14	Veneer	2	64218/2	13,410	64268/2	13,850	
168	48	12-14	Laminate	2	64218/5	10,935	64268/5	11,380	
168	54	12-14	Veneer	2	64219/2	14,315	64269/2	14,760	
168	54	12-14	Laminate	2	64219/5	11,505	64269/5	11,950	
168	60	12-14	Veneer	2	64220/2	15,355	64270/2	15,795	
168	60	12-14	Laminate	2	64220/5	12,085	64270/5	12,525	
168	66	12-14	Veneer	3	64221/2	15,925	64271/2	16,370	
168	66	12-14	Laminate	3	64221/5	12,505	64271/5	12,955	



2 Bases



3 Bases

Standard Features:

- 1¼" thick tops available in all Nienkämper veneers, stains, finishes, and plastic laminates.
- Stone and glass tops available upon special request – contact Customer Service at 800.668.9318 for details.
- Die-cast leg construction offered in mirror polish or your choice of 18 powder-coat colors and 9 decorative vinyl inserts.
- Structural rails (base assembly) are finished to match the legs.
- Long structural rails supporting the top come standard in silver anodizing.
- Polished or painted structural rails are available with an upcharge – contact Customer Service at 800.668.9318 for more information.

GATEWAY™ PLUS TABLES

RECTANGULAR WITH SOFT (6" RADIUS) CORNER CONFERENCE TABLES Design - busk + hertzog

Specify edge type: add the two letter code after the model number



Taper Edge (TE)



Self Edge (SE)

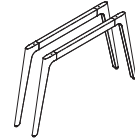


Camber Edge "CE"
8" radius required for
soft corner tops
5% upcharge
laminates not available

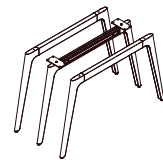
Table Height = 29"

Seating Capacity Based on 25" Chair

L"	X	D"	Sugg Seat Capacity	Top Finish	Top Sections	POWDER COAT BASE		POWDER COAT BASE WITH COLOR INSET	
						Model Number	List Price	Model Number	List Price
84	42	6-8		Veneer	1	64301/2	7,510	64351/2	7,825
84	42	6-8		Laminate	1	64301/5	6,330	64351/5	6,630
96	42	6-8		Veneer	1	64302/2	7,875	64352/2	8,175
96	42	6-8		Laminate	1	64302/5	6,585	64352/5	6,895
96	48	6-8		Veneer	1	64303/2	8,260	64353/2	8,550
96	48	6-8		Laminate	1	64303/5	6,915	64353/5	7,210
108	42	8-10		Veneer	1	64304/2	8,365	64354/2	8,665
108	42	8-10		Laminate	1	64304/5	6,850	64354/5	7,150
108	48	8-10		Veneer	1	64305/2	8,925	64355/2	9,220
108	48	8-10		Laminate	1	64305/5	7,280	64355/5	7,600
120	42	8-10		Veneer	2	64306/2	8,800	64356/2	9,100
120	42	8-10		Laminate	2	64306/5	7,225	64356/5	7,510
120	48	8-10		Veneer	2	64307/2	9,450	64357/2	9,750
120	48	8-10		Laminate	2	64307/5	7,600	64357/5	7,890
120	54	8-10		Veneer	2	64308/2	10,060	64358/2	10,355
120	54	8-10		Laminate	2	64308/5	7,950	64358/5	8,255
132	48	10-12		Veneer	2	64309/2	12,255	64359/2	12,700
132	48	10-12		Laminate	2	64309/5	10,255	64359/5	10,695
132	54	10-12		Veneer	2	64310/2	13,005	64360/2	13,455
132	54	10-12		Laminate	2	64310/5	10,650	64360/5	11,100
144	48	10-12		Veneer	2	64311/2	12,800	64361/2	13,230
144	48	10-12		Laminate	2	64311/5	10,595	64361/5	11,040
144	54	10-12		Veneer	2	64312/2	13,595	64362/2	14,040
144	54	10-12		Laminate	2	64312/5	11,000	64362/5	11,445
144	60	10-12		Veneer	2	64313/2	14,240	64363/2	14,680
144	60	10-12		Laminate	2	64313/5	11,445	64363/5	11,890
156	48	12-14		Veneer	2	64314/2	13,280	64364/2	13,720
156	48	12-14		Laminate	2	64314/5	10,975	64364/5	11,415
156	54	12-14		Veneer	2	64315/2	14,160	64365/2	14,590
156	54	12-14		Laminate	2	64315/5	11,440	64365/5	11,885
156	60	12-14		Veneer	2	64316/2	14,910	64366/2	15,360
156	60	12-14		Laminate	2	64316/5	11,940	64366/5	12,375
156	66	12-14		Veneer	3	64317/2	15,380	64367/2	15,825
156	66	12-14		Laminate	3	64317/5	12,255	64367/5	12,700
168	48	12-14		Veneer	2	64318/2	13,815	64368/2	14,260
168	48	12-14		Laminate	2	64318/5	11,330	64368/5	11,775
168	54	12-14		Veneer	2	64319/2	14,650	64369/2	15,095
168	54	12-14		Laminate	2	64319/5	11,825	64369/5	12,260
168	60	12-14		Veneer	2	64320/2	15,585	64370/2	16,025
168	60	12-14		Laminate	2	64320/5	12,320	64370/5	12,765
168	66	12-14		Veneer	3	64321/2	16,085	64371/2	16,525
168	66	12-14		Laminate	3	64321/5	12,660	64371/5	13,100



2 Bases



3 Bases

Standard Features:

- 1¼" thick tops available in all Nienkämper veneers, stains, finishes, and plastic laminates.
- Stone and glass tops available upon special request – contact Customer Service at 800.668.9318 for details.
- Die-cast leg construction offered in mirror polish or your choice of 18 powder-coat colors and 9 decorative vinyl inserts.
- Structural rails (base assembly) are finished to match the legs.
- Long structural rails supporting the top come standard in silver anodizing.
- Polished or painted structural rails are available with an upcharge – contact Customer Service at 800.668.9318 for more information.

GATEWAY™ PLUS TABLES

RECTANGULAR WITH SOFT (6" RADIUS) CORNER CONFERENCE TABLES Design - busk + hertzog

Specify edge type: add the two letter code after the model number



Taper Edge (TE)



Self Edge (SE)

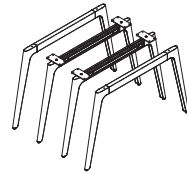


Camber Edge "CE"
8" radius required for
soft corner tops
5% upcharge
laminates not available

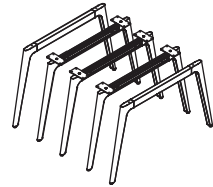
Table Height = 29"

Seating Capacity Based on 25" Chair

L" X D"	Sugg Seat Capacity	Top Finish	Top Sections	POLISHED BASE		POLISHED BASE WITH COLOR INSET	
				Model Number	List Price	Model Number	List Price
180 48 12-14	Veneer	3	64222/2	15,840	64272/2	16,430	
180 48 12-14	Laminate	3	64222/5	13,220	64272/5	13,820	
180 54 14-16	Veneer	3	64223/2	16,815	64273/2	17,400	
180 54 14-16	Laminate	3	64223/5	13,800	64273/5	14,375	
180 60 14-16	Veneer	3	64224/2	17,775	64274/2	18,355	
180 60 14-16	Laminate	3	64224/5	14,410	64274/5	14,990	
180 66 14-16	Veneer	3	64225/2	18,655	64275/2	19,245	
180 66 14-16	Laminate	3	64225/5	14,870	64275/5	15,435	
180 72 14-16	Veneer	3	64226/2	19,615	64276/2	20,210	
180 72 14-16	Laminate	3	64226/5	15,425	64276/5	16,030	
192 54 14-16	Veneer	4	64227/2	17,545	64277/2	18,135	
192 54 14-16	Laminate	4	64227/5	14,160	64277/5	14,750	
192 60 14-16	Veneer	4	64228/2	18,550	64278/2	19,140	
192 60 14-16	Laminate	4	64228/5	14,775	64278/5	15,380	
192 66 14-16	Veneer	4	64229/2	19,435	64279/2	20,020	
192 66 14-16	Laminate	4	64229/5	15,280	64279/5	15,880	
192 72 14-16	Veneer	4	64230/2	20,335	64280/2	20,925	
192 72 14-16	Laminate	4	64230/5	15,900	64280/5	16,495	
204 54 16-18	Veneer	4	64231/2	18,060	64281/2	18,665	
204 54 16-18	Laminate	4	64231/5	14,650	64281/5	15,225	
204 60 16-18	Veneer	4	64232/2	19,085	64282/2	19,675	
204 60 16-18	Laminate	4	64232/5	15,270	64282/5	15,865	
204 66 16-18	Veneer	4	64233/2	20,015	64283/2	20,600	
204 66 16-18	Laminate	4	64233/5	15,810	64283/5	16,395	
204 72 16-18	Veneer	4	64234/2	21,185	64284/2	21,785	
204 72 16-18	Laminate	4	64234/5	16,475	64284/5	17,060	



4 Bases




5 Bases

Polished Base



Polished Base with Decorative Vinyl Inset



Standard Features:

- 1¼" thick tops available in all Nienkämper veneers, stains, finishes, and plastic laminates.
- Stone and glass tops available upon special request – contact Customer Service at 800.668.9318 for details.
- Die-cast leg construction offered in mirror polish or your choice of 18 powder-coat colors and 9 decorative vinyl inserts.
- Structural rails (base assembly) are finished to match the legs.
- Long structural rails supporting the top come standard in silver anodizing.
- Polished or painted structural rails are available with an upcharge – contact Customer Service at 800.668.9318 for more information.

GATEWAY™ PLUS TABLES

RECTANGULAR WITH SOFT (6" RADIUS) CORNER CONFERENCE TABLES Design - busk + hertzog

Specify edge type: add the two letter code after the model number



Taper Edge (TE)



Self Edge (SE)

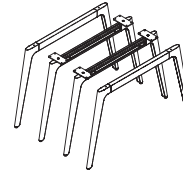


Camber Edge "CE"
8" radius required for
soft corner tops
5% upcharge
laminates not available

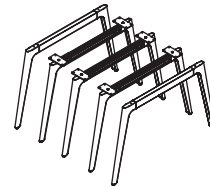
Table Height = 29"

Seating Capacity Based on 25" Chair

L"	X	D"	Sugg Seat Capacity	Top Finish	Top Sections	POWDER COAT BASE		POWDER COAT BASE WITH COLOR INSET	
						Model Number	List Price	Model Number	List Price
180	48	12-14	Veneer	3	64322/2	16,485	64372/2	17,075	
180	48	12-14	Laminate	3	64322/5	13,850	64372/5	14,455	
180	54	14-16	Veneer	3	64323/2	17,450	64373/2	18,030	
180	54	14-16	Laminate	3	64323/5	14,440	64373/5	15,015	
180	60	14-16	Veneer	3	64324/2	18,410	64374/2	19,000	
180	60	14-16	Laminate	3	64324/5	15,035	64374/5	15,630	
180	66	14-16	Veneer	3	64325/2	19,295	64375/2	19,890	
180	66	14-16	Laminate	3	64325/5	15,490	64375/5	16,090	
180	72	14-16	Veneer	3	64326/2	20,260	64376/2	20,855	
180	72	14-16	Laminate	3	64326/5	16,065	64376/5	16,650	
192	54	14-16	Veneer	4	64327/2	18,180	64377/2	18,770	
192	54	14-16	Laminate	4	64327/5	14,790	64377/5	15,390	
192	60	14-16	Veneer	4	64328/2	19,180	64378/2	19,775	
192	60	14-16	Laminate	4	64328/5	15,425	64378/5	16,030	
192	66	14-16	Veneer	4	64329/2	20,065	64379/2	20,655	
192	66	14-16	Laminate	4	64329/5	15,915	64379/5	16,515	
192	72	14-16	Veneer	4	64330/2	20,970	64380/2	21,565	
192	72	14-16	Laminate	4	64330/5	16,530	64380/5	17,115	
204	54	16-18	Veneer	4	64331/2	18,705	64381/2	19,305	
204	54	16-18	Laminate	4	64331/5	15,270	64381/5	15,865	
204	60	16-18	Veneer	4	64332/2	19,730	64382/2	20,330	
204	60	16-18	Laminate	4	64332/5	15,915	64382/5	16,515	
204	66	16-18	Veneer	4	64333/2	20,655	64383/2	21,245	
204	66	16-18	Laminate	4	64333/5	16,455	64383/5	17,045	
204	72	16-18	Veneer	4	64334/2	21,820	64384/2	22,425	
204	72	16-18	Laminate	4	64334/5	17,100	64384/5	17,695	



4 Bases



5 Bases

Powder Coated Base



Powder Coated Base with Decorative Vinyl Insert



Standard Features:

- 1¼" thick tops available in all Nienkämper veneers, stains, finishes, and plastic laminates.
- Stone and glass tops available upon special request – contact Customer Service at 800.668.9318 for details.
- Die-cast leg construction offered in mirror polish or your choice of 18 powder-coat colors and 9 decorative vinyl inserts.
- Structural rails (base assembly) are finished to match the legs.
- Long structural rails supporting the top come standard in silver anodizing.
- Polished or painted structural rails are available with an upcharge – contact Customer Service at 800.668.9318 for more information.

GATEWAY™ PLUS TABLES

RECTANGULAR WITH SOFT (6" RADIUS) CORNER CONFERENCE TABLES Design - busk + hertzog

Specify edge type: add the two letter code after the model number



Taper Edge (TE)



Self Edge (SE)

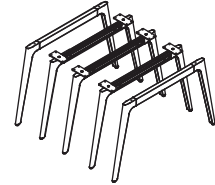


Camber Edge "CE"
8" radius required for
soft corner tops
5% upcharge
laminates not available

Table Height = 29"

Seating Capacity Based on 25" Chair

L"	X	D"	Sugg Seat Capacity	Top Finish	Top Sections	POLISHED BASE		POLISHED BASE WITH COLOR INSET	
						Model Number	List Price	Model Number	List Price
216	54	16-18		Veneer	4	64235/2	20,520	64285/2	21,250
216	54	16-18		Laminate	4	64235/5	17,055	64285/5	17,795
216	60	16-18		Veneer	4	64236/2	21,585	64286/2	22,315
216	60	16-18		Laminate	4	64236/5	17,690	64286/5	18,435
216	66	16-18		Veneer	4	64237/2	22,730	64287/2	23,465
216	66	16-18		Laminate	4	64237/5	18,355	64287/5	19,100
216	72	16-18		Veneer	4	64238/2	23,885	64288/2	24,620
216	72	16-18		Laminate	4	64238/5	19,000	64288/5	19,735
228	54	16-18		Veneer	4	64239/2	21,070	64289/2	21,810
228	54	16-18		Laminate	4	64239/5	17,400	64289/5	18,140
228	60	16-18		Veneer	4	64240/2	22,310	64290/2	23,070
228	60	16-18		Laminate	4	64240/5	18,100	64290/5	18,840
228	66	18-20		Veneer	4	64241/2	23,405	64291/2	24,135
228	66	18-20		Laminate	4	64241/5	18,785	64291/5	19,530
228	72	18-20		Veneer	4	64242/2	24,500	64292/2	25,230
228	72	18-20		Laminate	4	64242/5	19,450	64292/5	20,190
240	54	16-18		Veneer	4	64243/2	21,590	64293/2	22,320
240	54	16-18		Laminate	4	64243/5	17,785	64293/5	18,520
240	60	18-20		Veneer	4	64244/2	22,890	64294/2	23,635
240	60	18-20		Laminate	4	64244/5	18,470	64294/5	19,225
240	66	18-20		Veneer	4	64245/2	24,115	64295/2	24,855
240	66	18-20		Laminate	4	64245/5	19,170	64295/5	19,910
240	72	18-20		Veneer	4	64246/2	25,305	64296/2	26,050
240	72	18-20		Laminate	4	64246/5	19,880	64296/5	20,610



5 Bases

156" x 60" x 29", Veneer Top, Polished Legs with Color Inset
Model - 64066/2



Standard Features:

- 1¼" thick tops available in all Nienkämper veneers, stains, finishes, and plastic laminates.
- Stone and glass tops available upon special request – contact Customer Service at 800.668.9318 for details.
- Die-cast leg construction offered in mirror polish or your choice of 18 powder-coat colors and 9 decorative vinyl inserts.
- Structural rails (base assembly) are finished to match the legs.
- Long structural rails supporting the top come standard in silver anodizing.
- Polished or painted structural rails are available with an upcharge – contact Customer Service at 800.668.9318 for more information.

GATEWAY™ PLUS TABLES

RECTANGULAR WITH SOFT (6" RADIUS) CORNER CONFERENCE TABLES Design - busk + hertzog

Specify edge type: add the two letter code after the model number



Taper Edge (TE)



Self Edge (SE)

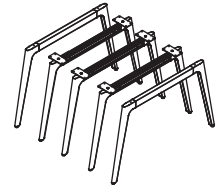


Camber Edge "CE"
8" radius required for
soft corner tops
5% upcharge
laminates not available

Table Height = 29"

Seating Capacity Based on 25" Chair

L"	X	D"	Sugg Seat Capacity	Top Finish	Top Sections	POWDER COAT BASE		POWDER COAT BASE WITH COLOR INSET	
						Model Number	List Price	Model Number	List Price
216	54	16-18	Veneer	4	64335/2	20,890	64385/2	21,620	
216	54	16-18	Laminate	4	64335/5	17,440	64385/5	18,160	
216	60	16-18	Veneer	4	64336/2	21,975	64386/2	22,705	
216	60	16-18	Laminate	4	64336/5	18,050	64386/5	18,790	
216	66	16-18	Veneer	4	64337/2	23,115	64387/2	23,850	
216	66	16-18	Laminate	4	64337/5	18,740	64387/5	19,480	
216	72	16-18	Veneer	4	64338/2	24,255	64388/2	24,990	
216	72	16-18	Laminate	4	64338/5	19,375	64388/5	20,115	
228	54	16-18	Veneer	4	64339/2	21,445	64389/2	22,195	
228	54	16-18	Laminate	4	64339/5	17,780	64389/5	18,515	
228	60	16-18	Veneer	4	64340/2	22,695	64390/2	23,435	
228	60	16-18	Laminate	4	64340/5	18,465	64390/5	19,210	
228	66	18-20	Veneer	4	64341/2	23,785	64391/2	24,525	
228	66	18-20	Laminate	4	64341/5	19,165	64391/5	19,905	
228	72	18-20	Veneer	4	64342/2	24,860	64392/2	25,605	
228	72	18-20	Laminate	4	64342/5	19,820	64392/5	20,565	
240	54	16-18	Veneer	4	64343/2	21,980	64393/2	22,710	
240	54	16-18	Laminate	4	64343/5	18,155	64393/5	18,900	
240	60	18-20	Veneer	4	64344/2	23,260	64394/2	24,015	
240	60	18-20	Laminate	4	64344/5	18,865	64394/5	19,600	
240	66	18-20	Veneer	4	64345/2	24,500	64395/2	25,230	
240	66	18-20	Laminate	4	64345/5	19,550	64395/5	20,290	
240	72	18-20	Veneer	4	64346/2	25,685	64396/2	26,425	
240	72	18-20	Laminate	4	64346/5	20,245	64396/5	20,985	



5 Bases

156" x 60" x 29", Veneer Top, Polished Legs with Color Inset
Model - 64066/2



Standard Features:

- 1¼" thick tops available in all Nienkämper veneers, stains, finishes, and plastic laminates.
- Stone and glass tops available upon special request – contact Customer Service at 800.668.9318 for details.
- Die-cast leg construction offered in mirror polish or your choice of 18 powder-coat colors and 9 decorative vinyl inserts.
- Structural rails (base assembly) are finished to match the legs.
- Long structural rails supporting the top come standard in silver anodizing.
- Polished or painted structural rails are available with an upcharge – contact Customer Service at 800.668.9318 for more information.

GATEWAY™ PLUS TABLES

BOAT CONFERENCE TABLES Design - busk + hertzog



Specify edge type: add the two letter code after the model number



Taper Edge (TE)



Self Edge (SE)



Facet Edge (FE)



Flowform Edge "FF"
5% upcharge
laminates not available

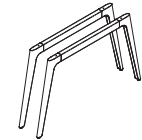


Camber Edge "CE"
5% upcharge
laminates not available

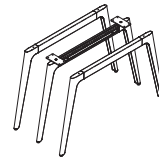
Table Height = 29"

Seating Capacity Based on 25" Chair

L"	X	D"	Sugg Seat Capacity	Top Finish	Top Sections	POLISHED BASE		POLISHED BASE WITH COLOR INSET	
						Model Number	List Price	Model Number	List Price
84	42	6-8		Veneer	1	64401/2	7,620	64451/2	7,920
84	42	6-8		Laminate	1	64401/5	6,360	64451/5	6,680
96	42	6-8		Veneer	1	64402/2	7,980	64452/2	8,305
96	42	6-8		Laminate	1	64402/5	6,645	64452/5	6,965
96	48	6-8		Veneer	1	64403/2	8,455	64453/2	8,770
96	48	6-8		Laminate	1	64403/5	7,045	64453/5	7,375
108	42	8-10		Veneer	1	64404/2	8,505	64454/2	8,810
108	42	8-10		Laminate	1	64404/5	6,910	64454/5	7,215
108	48	8-10		Veneer	1	64405/2	9,170	64455/2	9,475
108	48	8-10		Laminate	1	64405/5	7,455	64455/5	7,760
120	42	8-10		Veneer	2	64406/2	8,965	64456/2	9,280
120	42	8-10		Laminate	2	64406/5	7,290	64456/5	7,620
120	48	8-10		Veneer	2	64407/2	9,725	64457/2	10,035
120	48	8-10		Laminate	2	64407/5	7,760	64457/5	8,080
120	54	8-10		Veneer	2	64408/2	10,450	64458/2	10,755
120	54	8-10		Laminate	2	64408/5	8,225	64458/5	8,540
132	48	10-12		Veneer	2	64409/2	12,430	64459/2	12,885
132	48	10-12		Laminate	2	64409/5	10,325	64459/5	10,790
132	54	10-12		Veneer	2	64410/2	13,305	64460/2	13,775
132	54	10-12		Laminate	2	64410/5	10,840	64460/5	11,295
144	48	10-12		Veneer	2	64411/2	12,990	64461/2	13,455
144	48	10-12		Laminate	2	64411/5	10,685	64461/5	11,155
144	54	10-12		Veneer	2	64412/2	13,915	64462/2	14,375
144	54	10-12		Laminate	2	64412/5	11,180	64462/5	11,645
144	60	10-12		Veneer	2	64413/2	14,665	64463/2	15,135
144	60	10-12		Laminate	2	64413/5	11,740	64463/5	12,210
156	48	12-14		Veneer	2	64414/2	13,495	64464/2	13,955
156	48	12-14		Laminate	2	64414/5	11,095	64464/5	11,550
156	54	12-14		Veneer	2	64415/2	14,510	64465/2	14,970
156	54	12-14		Laminate	2	64415/5	11,640	64465/5	12,110
156	60	12-14		Veneer	2	64416/2	15,370	64466/2	15,830
156	60	12-14		Laminate	2	64416/5	12,250	64466/5	12,720
156	66	12-14		Veneer	3	64417/2	15,945	64467/2	16,410
156	66	12-14		Laminate	3	64417/5	12,675	64467/5	13,150
168	48	12-14		Veneer	2	64418/2	14,050	64468/2	14,515
168	48	12-14		Laminate	2	64418/5	11,455	64468/5	11,920
168	54	12-14		Veneer	2	64419/2	14,995	64469/2	15,470
168	54	12-14		Laminate	2	64419/5	12,060	64469/5	12,520
168	60	12-14		Veneer	2	64420/2	16,065	64470/2	16,530
168	60	12-14		Laminate	2	64420/5	12,650	64470/5	13,110
168	66	12-14		Veneer	3	64421/2	16,685	64471/2	17,150
168	66	12-14		Laminate	3	64421/5	13,095	64471/5	13,565



2 Bases



3 Bases

Standard Features:

- 1¼" thick tops available in all Nienkämper veneers, stains, finishes, and plastic laminates.
- Stone and glass tops available upon special request – contact Customer Service at 800.668.9318 for details.
- Die-cast leg construction offered in mirror polish or your choice of 18 powder-coat colors and 9 decorative vinyl inserts.
- Structural rails (base assembly) are finished to match the legs.
- Long structural rails supporting the top come standard in silver anodizing.
- Polished or painted structural rails are available with an upcharge – contact Customer Service at 800.668.9318 for more information.

GATEWAY™ PLUS TABLES

BOAT CONFERENCE TABLES Design - busk + hertzog



Specify edge type: add the two letter code after the model number



Taper Edge (TE)



Self Edge (SE)



Facet Edge (FE)



Flowform Edge "FF"
5% upcharge
laminates not available

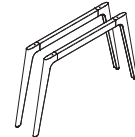


Camber Edge "CE"
5% upcharge
laminates not available

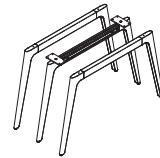
Table Height = 29"

Seating Capacity Based on 25" Chair

L" X D"	Sugg Seat Capacity	Top Finish	Top Sections	POWDER COAT BASE			POWDER COAT BASE WITH COLOR INSET		
				Model Number	List Price	Model Number	List Price	Model Number	List Price
84 X 42	6-8	Veneer	1	64501/2	7,875	64551/2	8,190		
84 X 42	6-8	Laminate	1	64501/5	6,640	64551/5	6,950		
96 X 42	6-8	Veneer	1	64502/2	8,260	64552/2	8,560		
96 X 42	6-8	Laminate	1	64502/5	6,910	64552/5	7,215		
96 X 48	6-8	Veneer	1	64503/2	8,650	64553/2	8,965		
96 X 48	6-8	Laminate	1	64503/5	7,230	64553/5	7,545		
108 X 42	8-10	Veneer	1	64504/2	8,760	64554/2	9,075		
108 X 42	8-10	Laminate	1	64504/5	7,170	64554/5	7,475		
108 X 48	8-10	Veneer	1	64505/2	9,340	64555/2	9,660		
108 X 48	8-10	Laminate	1	64505/5	7,640	64555/5	7,950		
120 X 42	8-10	Veneer	2	64506/2	9,220	64556/2	9,530		
120 X 42	8-10	Laminate	2	64506/5	7,585	64556/5	7,875		
120 X 48	8-10	Veneer	2	64507/2	9,910	64557/2	10,215		
120 X 48	8-10	Laminate	2	64507/5	7,950	64557/5	8,265		
120 X 54	8-10	Veneer	2	64508/2	10,535	64558/2	10,850		
120 X 54	8-10	Laminate	2	64508/5	8,330	64558/5	8,640		
132 X 48	10-12	Veneer	2	64509/2	12,840	64559/2	13,305		
132 X 48	10-12	Laminate	2	64509/5	10,745	64559/5	11,210		
132 X 54	10-12	Veneer	2	64510/2	13,630	64560/2	14,090		
132 X 54	10-12	Laminate	2	64510/5	11,160	64560/5	11,620		
144 X 48	10-12	Veneer	2	64511/2	13,400	64561/2	13,855		
144 X 48	10-12	Laminate	2	64511/5	11,100	64561/5	11,565		
144 X 54	10-12	Veneer	2	64512/2	14,245	64562/2	14,700		
144 X 54	10-12	Laminate	2	64512/5	11,520	64562/5	11,990		
144 X 60	10-12	Veneer	2	64513/2	14,910	64563/2	15,375		
144 X 60	10-12	Laminate	2	64513/5	11,990	64563/5	12,450		
156 X 48	12-14	Veneer	2	64514/2	13,915	64564/2	14,375		
156 X 48	12-14	Laminate	2	64514/5	11,500	64564/5	11,960		
156 X 54	12-14	Veneer	2	64515/2	14,820	64565/2	15,295		
156 X 54	12-14	Laminate	2	64515/5	11,985	64565/5	12,445		
156 X 60	12-14	Veneer	2	64516/2	15,615	64566/2	16,085		
156 X 60	12-14	Laminate	2	64516/5	12,495	64566/5	12,965		
156 X 66	12-14	Veneer	3	64517/2	16,115	64567/2	16,580		
156 X 66	12-14	Laminate	3	64517/5	12,840	64567/5	13,305		
168 X 48	12-14	Veneer	2	64518/2	14,465	64568/2	14,930		
168 X 48	12-14	Laminate	2	64518/5	11,860	64568/5	12,330		
168 X 54	12-14	Veneer	2	64519/2	15,350	64569/2	15,805		
168 X 54	12-14	Laminate	2	64519/5	12,380	64569/5	12,845		
168 X 60	12-14	Veneer	2	64520/2	16,315	64570/2	16,775		
168 X 60	12-14	Laminate	2	64520/5	12,900	64570/5	13,375		
168 X 66	12-14	Veneer	3	64521/2	16,840	64571/2	17,305		
168 X 66	12-14	Laminate	3	64521/5	13,260	64571/5	13,720		



2 Bases



3 Bases

Standard Features:

- 1¼" thick tops available in all Nienkämper veneers, stains, finishes, and plastic laminates.
- Stone and glass tops available upon special request – contact Customer Service at 800.668.9318 for details.
- Die-cast leg construction offered in mirror polish or your choice of 18 powder-coat colors and 9 decorative vinyl inserts.
- Structural rails (base assembly) are finished to match the legs.
- Long structural rails supporting the top come standard in silver anodizing.
- Polished or painted structural rails are available with an upcharge – contact Customer Service at 800.668.9318 for more information.

GATEWAY™ PLUS TABLES

BOAT CONFERENCE TABLES Design - busk + hertzog



Specify edge type: add the two letter code after the model number



Taper Edge (TE)



Self Edge (SE)



Facet Edge (FE)



Flowform Edge "FF"
5% upcharge
laminates not available

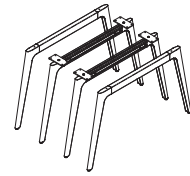


Camber Edge "CE"
5% upcharge
laminates not available

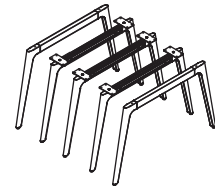
Table Height = 29"

Seating Capacity Based on 25" Chair

L" X D"	Sugg Seat Capacity	Top Finish	Top Sections	POLISHED BASE		POLISHED BASE WITH COLOR INSET	
				Model Number	List Price	Model Number	List Price
180 48 12-14	Veneer	3	64422/2	16,600	64472/2	17,220	
180 48 12-14	Laminate	3	64422/5	13,845	64472/5	14,470	
180 54 14-16	Veneer	3	64423/2	17,600	64473/2	18,225	
180 54 14-16	Laminate	3	64423/5	14,445	64473/5	15,055	
180 60 14-16	Veneer	3	64424/2	18,615	64474/2	19,240	
180 60 14-16	Laminate	3	64424/5	15,100	64474/5	15,705	
180 66 14-16	Veneer	3	64425/2	19,540	64475/2	20,145	
180 66 14-16	Laminate	3	64425/5	15,570	64475/5	16,170	
180 72 14-16	Veneer	3	64426/2	20,550	64476/2	21,170	
180 72 14-16	Laminate	3	64426/5	16,160	64476/5	16,790	
<hr/>							
192 54 14-16	Veneer	4	64427/2	18,370	64477/2	18,990	
192 54 14-16	Laminate	4	64427/5	14,820	64477/5	15,435	
192 60 14-16	Veneer	4	64428/2	19,435	64478/2	20,050	
192 60 14-16	Laminate	4	64428/5	15,485	64478/5	16,115	
192 66 14-16	Veneer	4	64429/2	20,350	64479/2	20,975	
192 66 14-16	Laminate	4	64429/5	16,020	64479/5	16,630	
192 72 14-16	Veneer	4	64430/2	21,305	64480/2	21,915	
192 72 14-16	Laminate	4	64430/5	16,645	64480/5	17,270	
204 54 16-18	Veneer	4	64431/2	18,925	64481/2	19,550	
204 54 16-18	Laminate	4	64431/5	15,350	64481/5	15,950	
204 60 16-18	Veneer	4	64432/2	19,995	64482/2	20,610	
204 60 16-18	Laminate	4	64432/5	16,015	64482/5	16,620	
204 66 16-18	Veneer	4	64433/2	20,970	64483/2	21,585	
204 66 16-18	Laminate	4	64433/5	16,560	64483/5	17,185	
204 72 16-18	Veneer	4	64434/2	22,200	64484/2	22,810	
204 72 16-18	Laminate	4	64434/5	17,250	64484/5	17,875	



4 Bases




5 Bases

Polished Base



Polished Base with Decorative Vinyl Inset



Standard Features:

- 1¼" thick tops available in all Nienkämper veneers, stains, finishes, and plastic laminates.
- Stone and glass tops available upon special request – contact Customer Service at 800.668.9318 for details.
- Die-cast leg construction offered in mirror polish or your choice of 18 powder-coat colors and 9 decorative vinyl inserts.
- Structural rails (base assembly) are finished to match the legs.
- Long structural rails supporting the top come standard in silver anodizing.
- Polished or painted structural rails are available with an upcharge – contact Customer Service at 800.668.9318 for more information.

GATEWAY™ PLUS TABLES

BOAT CONFERENCE TABLES Design - busk + hertzog



Specify edge type: add the two letter code after the model number



Taper Edge (TE)



Self Edge (SE)



Facet Edge (FE)



Flowform Edge "FF"
5% upcharge
laminates not available

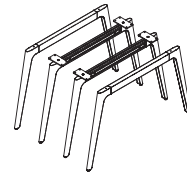


Camber Edge "CE"
5% upcharge
laminates not available

Table Height = 29"

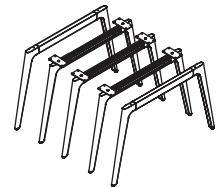
Seating Capacity Based on 25" Chair

L" X D"	Sugg Seat Capacity	Top Finish	Top Sections	POWDER COAT BASE		POWDER COAT BASE WITH COLOR INSET	
				Model Number	List Price	Model Number	List Price
180 48 12-14	Veneer	3	64522/2	17,265	64572/2	17,895	
180 48 12-14	Laminate	3	64522/5	14,515	64572/5	15,140	
180 54 14-16	Veneer	3	64523/2	18,270	64573/2	18,895	
180 54 14-16	Laminate	3	64523/5	15,130	64573/5	15,730	
180 60 14-16	Veneer	3	64524/2	19,275	64574/2	19,900	
180 60 14-16	Laminate	3	64524/5	15,760	64574/5	16,375	
180 66 14-16	Veneer	3	64525/2	20,210	64575/2	20,830	
180 66 14-16	Laminate	3	64525/5	16,245	64575/5	16,855	
180 72 14-16	Veneer	3	64526/2	21,225	64576/2	21,840	
180 72 14-16	Laminate	3	64526/5	16,830	64576/5	17,455	



4 Bases

192 54 14-16	Veneer	4	64527/2	19,040	64577/2	19,665
192 54 14-16	Laminate	4	64527/5	15,500	64577/5	16,125
192 60 14-16	Veneer	4	64528/2	20,100	64578/2	20,715
192 60 14-16	Laminate	4	64528/5	16,160	64578/5	16,790
192 66 14-16	Veneer	4	64529/2	21,015	64579/2	21,630
192 66 14-16	Laminate	4	64529/5	16,675	64579/5	17,295
192 72 14-16	Veneer	4	64530/2	21,970	64580/2	22,570
192 72 14-16	Laminate	4	64530/5	17,320	64580/5	17,935
204 54 16-18	Veneer	4	64531/2	19,600	64581/2	20,215
204 54 16-18	Laminate	4	64531/5	16,015	64581/5	16,620
204 60 16-18	Veneer	4	64532/2	20,665	64582/2	21,290
204 60 16-18	Laminate	4	64532/5	16,675	64582/5	17,295
204 66 16-18	Veneer	4	64533/2	21,630	64583/2	22,250
204 66 16-18	Laminate	4	64533/5	17,235	64583/5	17,845
204 72 16-18	Veneer	4	64534/2	22,870	64584/2	23,475
204 72 16-18	Laminate	4	64534/5	17,915	64584/5	18,540



5 Bases

Powder Coated Base



Powder Coated Base with Decorative Vinyl Insert



Standard Features:

- 1¼" thick tops available in all Nienkämper veneers, stains, finishes, and plastic laminates.
- Stone and glass tops available upon special request – contact Customer Service at 800.668.9318 for details.
- Die-cast leg construction offered in mirror polish or your choice of 18 powder-coat colors and 9 decorative vinyl inserts.
- Structural rails (base assembly) are finished to match the legs.
- Long structural rails supporting the top come standard in silver anodizing.
- Polished or painted structural rails are available with an upcharge – contact Customer Service at 800.668.9318 for more information.

GATEWAY™ PLUS TABLES

BOAT CONFERENCE TABLES Design - busk + hertzog



Specify edge type: add the two letter code after the model number



Taper Edge (TE)



Self Edge (SE)



Facet Edge (FE)



Flowform Edge "FF"
5% upcharge
laminates not available

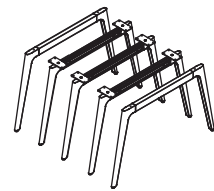


Camber Edge "CE"
5% upcharge
laminates not available

Table Height = 29"

Seating Capacity Based on 25" Chair

L"	X	D"	Sugg Seat Capacity	Top Finish	Top Sections	POLISHED BASE		POLISHED BASE WITH COLOR INSET	
						Model Number	List Price	Model Number	List Price
216	54	16-18		Veneer	4	64435/2	21,480	64485/2	22,260
216	54	16-18		Laminate	4	64435/5	17,865	64485/5	18,645
216	60	16-18		Veneer	4	64436/2	22,630	64486/2	23,390
216	60	16-18		Laminate	4	64436/5	18,525	64486/5	19,305
216	66	16-18		Veneer	4	64437/2	23,810	64487/2	24,585
216	66	16-18		Laminate	4	64437/5	19,240	64487/5	20,010
216	72	16-18		Veneer	4	64438/2	25,010	64488/2	25,790
216	72	16-18		Laminate	4	64438/5	19,900	64488/5	20,680
228	54	16-18		Veneer	4	64439/2	22,070	64489/2	22,855
228	54	16-18		Laminate	4	64439/5	18,225	64489/5	19,000
228	60	16-18		Veneer	4	64440/2	23,375	64490/2	24,160
228	60	16-18		Laminate	4	64440/5	18,955	64490/5	19,730
228	66	18-20		Veneer	4	64441/2	24,515	64491/2	25,290
228	66	18-20		Laminate	4	64441/5	19,680	64491/5	20,455
228	72	18-20		Veneer	4	64442/2	25,655	64492/2	26,430
228	72	18-20		Laminate	4	64442/5	20,365	64492/5	21,145
240	54	16-18		Veneer	4	64443/2	22,635	64493/2	23,400
240	54	16-18		Laminate	4	64443/5	18,630	64493/5	19,395
240	60	18-20		Veneer	4	64444/2	23,980	64494/2	24,750
240	60	18-20		Laminate	4	64444/5	19,360	64494/5	20,130
240	66	18-20		Veneer	4	64445/2	25,270	64495/2	26,040
240	66	18-20		Laminate	4	64445/5	20,090	64495/5	20,860
240	72	18-20		Veneer	4	64446/2	26,505	64496/2	27,285
240	72	18-20		Laminate	4	64446/5	20,815	64496/5	21,590



5 Bases

156" x 60" x 29", Veneer Top, Polished Legs with Color Inset
Model - 64066/2



Standard Features:

- 1¼" thick tops available in all Nienkämper veneers, stains, finishes, and plastic laminates.
- Stone and glass tops available upon special request – contact Customer Service at 800.668.9318 for details.
- Die-cast leg construction offered in mirror polish or your choice of 18 powder-coat colors and 9 decorative vinyl inserts.
- Structural rails (base assembly) are finished to match the legs.
- Long structural rails supporting the top come standard in silver anodizing.
- Polished or painted structural rails are available with an upcharge – contact Customer Service at 800.668.9318 for more information.

GATEWAY™ PLUS TABLES

BOAT CONFERENCE TABLES Design - busk + hertzog



Specify edge type: add the two letter code after the model number



Taper Edge (TE)



Self Edge (SE)



Facet Edge (FE)



Flowform Edge "FF"
5% upcharge
laminates not available

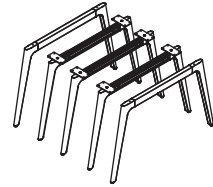


Camber Edge "CE"
5% upcharge
laminates not available

Table Height = 29"

Seating Capacity Based on 25" Chair

L" X D"	Sugg Seat Capacity	Top Finish	Top Sections	POWDER COAT BASE		POWDER COAT BASE WITH COLOR INSET	
				Model Number	List Price	Model Number	List Price
216 54 16-18	Veneer	4	64535/2	21,875	64585/2	22,660	
216 54 16-18	Laminate	4	64535/5	18,255	64585/5	19,035	
216 60 16-18	Veneer	4	64536/2	23,005	64586/2	23,785	
216 60 16-18	Laminate	4	64536/5	18,915	64586/5	19,685	
216 66 16-18	Veneer	4	64537/2	24,210	64587/2	24,980	
216 66 16-18	Laminate	4	64537/5	19,620	64587/5	20,400	
216 72 16-18	Veneer	4	64538/2	25,410	64588/2	26,190	
216 72 16-18	Laminate	4	64538/5	20,300	64588/5	21,070	
228 54 16-18	Veneer	4	64539/2	22,460	64589/2	23,240	
228 54 16-18	Laminate	4	64539/5	18,625	64589/5	19,390	
228 60 16-18	Veneer	4	64540/2	23,780	64590/2	24,545	
228 60 16-18	Laminate	4	64540/5	19,355	64590/5	20,125	
228 66 18-20	Veneer	4	64541/2	24,915	64591/2	25,690	
228 66 18-20	Laminate	4	64541/5	20,085	64591/5	20,855	
228 72 18-20	Veneer	4	64542/2	26,050	64592/2	26,825	
228 72 18-20	Laminate	4	64542/5	20,765	64592/5	21,555	
240 54 16-18	Veneer	4	64543/2	23,010	64593/2	23,790	
240 54 16-18	Laminate	4	64543/5	19,030	64593/5	19,800	
240 60 18-20	Veneer	4	64544/2	24,380	64594/2	25,150	
240 60 18-20	Laminate	4	64544/5	19,755	64594/5	20,530	
240 66 18-20	Veneer	4	64545/2	25,655	64595/2	26,430	
240 66 18-20	Laminate	4	64545/5	20,485	64595/5	21,250	
240 72 18-20	Veneer	4	64546/2	26,905	64596/2	27,670	
240 72 18-20	Laminate	4	64546/5	21,210	64596/5	21,990	



5 Bases

156" x 60" x 29", Veneer Top, Polished Legs with Color Inset
Model - 64066/2



Standard Features:

- 1¼" thick tops available in all Nienkämper veneers, stains, finishes, and plastic laminates.
- Stone and glass tops available upon special request – contact Customer Service at 800.668.9318 for details.
- Die-cast leg construction offered in mirror polish or your choice of 18 powder-coat colors and 9 decorative vinyl inserts.
- Structural rails (base assembly) are finished to match the legs.
- Long structural rails supporting the top come standard in silver anodizing.
- Polished or painted structural rails are available with an upcharge – contact Customer Service at 800.668.9318 for more information.

GATEWAY™ PLUS TABLES

SQUARE MEETING TABLES Design - busk + hertzog

Specify edge type: add the two letter code after the model number



Taper Edge (TE)



Self Edge (SE)



Facet Edge (FE)



Flowform Edge "FF"
5% upcharge
laminates not available




Camber Edge "CE"
5% upcharge
laminates not available

Table Height = 29"

Seating Capacity Based on 25" Chair


L"	X	D"	Sugg Seat Capacity	Top Finish	Top Sections	POLISHED BASE		POLISHED BASE WITH COLOR INSET	
						Model Number	List Price	Model Number	List Price
30	30	2		Veneer	1	64721/2	4,340	64731/2	4,615
30	30	2		Laminate	1	64721/5	4,000	64731/5	4,280
36	36	2		Veneer	1	64722/2	4,665	64732/2	4,935
36	36	2		Laminate	1	64722/5	4,240	64732/5	4,515
42	42	2-4		Veneer	1	64723/2	4,865	64733/2	5,145
42	42	2-4		Laminate	1	64723/5	4,475	64733/5	4,770
48	48	2-4		Veneer	1	64724/2	5,355	64734/2	5,640
48	48	2-4		Laminate	1	64724/5	4,655	64734/5	4,925
54	54	4-6		Veneer	1	64725/2	5,855	64735/2	6,135
54	54	4-6		Laminate	1	64725/5	4,775	64735/5	5,055
60	60	6-8		Veneer	1	64726/2	6,355	64736/2	6,645
60	60	6-8		Laminate	1	64726/5	4,975	64736/5	5,260
66	66	6-8		Veneer	2	64727/2	6,965	64737/2	7,230
66	66	6-8		Laminate	2	64727/5	5,225	64737/5	5,510
72	72	6-8		Veneer	2	64728/2	7,635	64738/2	7,910
72	72	6-8		Laminate	2	64728/5	5,585	64738/5	5,870
78	78	8-10		Veneer	2	64729/2	8,320	64739/2	8,595
78	78	8-10		Laminate	2	64729/5	5,875	64739/5	6,155



Polished Base



Polished Base with Decorative Vinyl Inset



Standard Features:

- 1¼" thick tops available in all Nienkämper veneers, stains, finishes, and plastic laminates.
- Stone and glass tops available upon special request – contact Customer Service at **800.668.9318** for details.
- Die-cast leg construction offered in mirror polish or your choice of 18 powder-coat colors and 9 decorative vinyl inserts.
- Structural rails (base assembly) are finished to match the legs.
- Long structural rails supporting the top come standard in silver anodizing.
- Polished or painted structural rails are available with an upcharge – contact Customer Service at **800.668.9318** for more information.

GATEWAY™ PLUS TABLES

SQUARE MEETING TABLES Design - busk + hertzog

Specify edge type: add the two letter code after the model number



Taper Edge (TE)



Self Edge (SE)



Facet Edge (FE)



Flowform Edge "FF"
5% upcharge
laminates not available




Camber Edge "CE"
5% upcharge
laminates not available

Table Height = 29"

Seating Capacity Based on 25" Chair

L"	X	D"	Sugg Seat Capacity	Top Finish	Top Sections	POWDER COAT BASE	POWDER COAT BASE WITH COLOR INSET		
						Model Number	List Price	Model Number	List Price
30	30	2		Veneer	1	64741/2	4,695	64751/2	4,980
30	30	2		Laminate	1	64741/5	4,360	64751/5	4,650
36	36	2		Veneer	1	64742/2	5,020	64752/2	5,305
36	36	2		Laminate	1	64742/5	4,595	64752/5	4,885
42	42	2-4		Veneer	1	64743/2	5,215	64753/2	5,505
42	42	2-4		Laminate	1	64743/5	4,840	64753/5	5,125
48	48	2-4		Veneer	1	64744/2	5,715	64754/2	6,005
48	48	2-4		Laminate	1	64744/5	5,010	64754/5	5,290
54	54	4-6		Veneer	1	64745/2	6,210	64755/2	6,500
54	54	4-6		Laminate	1	64745/5	5,130	64755/5	5,405
60	60	6-8		Veneer	1	64746/2	6,730	64756/2	7,000
60	60	6-8		Laminate	1	64746/5	5,325	64756/5	5,615
66	66	6-8		Veneer	2	64747/2	7,300	64757/2	7,600
66	66	6-8		Laminate	2	64747/5	5,585	64757/5	5,870
72	72	6-8		Veneer	2	64748/2	7,990	64758/2	8,285
72	72	6-8		Laminate	2	64748/5	5,940	64758/5	6,230
78	78	8-10		Veneer	2	64749/2	8,675	64759/2	8,965
78	78	8-10		Laminate	2	64749/5	6,235	64759/5	6,525



Powder Coated Base



Powder Coated Base with Decorative Vinyl Insert



Standard Features:

- 1¼" thick tops available in all Nienkämper veneers, stains, finishes, and plastic laminates.
- Stone and glass tops available upon special request – contact Customer Service at **800.668.9318** for details.
- Die-cast leg construction offered in mirror polish or your choice of 18 powder-coat colors and 9 decorative vinyl inserts.
- Structural rails (base assembly) are finished to match the legs.
- Long structural rails supporting the top come standard in silver anodizing.
- Polished or painted structural rails are available with an upcharge – contact Customer Service at **800.668.9318** for more information.

GATEWAY™ PLUS TABLES

RECTANGULAR MEETING TABLES Design - busk + hertzog

Specify edge type: add the two letter code after the model number



Taper Edge (TE)



Self Edge (SE)



Facet Edge (FE)



Flowform Edge "FF"
5% upcharge
laminates not available

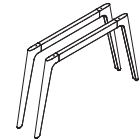


Camber Edge "CE"
5% upcharge
laminates not available

Table Height = 29"

Seating Capacity Based on 25" Chair

L" X D"	Sugg Seat Capacity	Top Finish	Top Sections	POLISHED BASE		POLISHED BASE WITH COLOR INSET	
				Model Number	List Price	Model Number	List Price
48 X 30	1-2	Veneer	1	64601/2	4,515	64621/2	4,800
48 X 30	1-2	Laminate	1	64601/5	4,050	64621/5	4,335
54 X 30	2-4	Veneer	1	64602/2	4,945	64622/2	5,235
54 X 30	2-4	Laminate	1	64602/5	4,325	64622/5	4,595
60 X 30	2-4	Veneer	1	64603/2	5,085	64623/2	5,370
60 X 30	2-4	Laminate	1	64603/5	4,475	64623/5	4,770
66 X 30	2-4	Veneer	1	64604/2	5,285	64624/2	5,560
66 X 30	2-4	Laminate	1	64604/5	4,470	64624/5	4,765
72 X 30	2-4	Veneer	1	64605/2	5,470	64625/2	5,750
72 X 30	2-4	Laminate	1	64605/5	4,685	64625/5	4,965
78 X 30	2-4	Veneer	1	64606/2	5,670	64626/2	5,950
78 X 30	2-4	Laminate	1	64606/5	4,790	64626/5	5,070
48 X 36	1-2	Veneer	1	64607/2	4,865	64627/2	5,145
48 X 36	1-2	Laminate	1	64607/5	4,270	64627/5	4,555
54 X 36	2-4	Veneer	1	64608/2	5,295	64628/2	5,580
54 X 36	2-4	Laminate	1	64608/5	4,565	64628/5	4,845
60 X 36	2-4	Veneer	1	64609/2	5,515	64629/2	5,795
60 X 36	2-4	Laminate	1	64609/5	4,745	64629/5	5,030
66 X 36	2-4	Veneer	1	64610/2	5,660	64630/2	5,940
66 X 36	2-4	Laminate	1	64610/5	4,770	64630/5	5,050
72 X 36	2-4	Veneer	1	64611/2	5,765	64631/2	6,050
72 X 36	2-4	Laminate	1	64611/5	4,930	64631/5	5,215
78 X 36	2-4	Veneer	1	64612/2	6,100	64632/2	6,370
78 X 36	2-4	Laminate	1	64612/5	5,050	64632/5	5,320
84 X 36	2-4	Veneer	1	64613/2	6,265	64633/2	6,545
84 X 36	2-4	Laminate	1	64613/5	5,160	64633/5	5,445



2 Bases

Polished Base



Polished Base with Decorative Vinyl Inset



Standard Features:

- 1¼" thick tops available in all Nienkämper veneers, stains, finishes, and plastic laminates.
- Stone and glass tops available upon special request – contact Customer Service at **800.668.9318** for details.
- Die-cast leg construction offered in mirror polish or your choice of 18 powder-coat colors and 9 decorative vinyl inserts.
- Structural rails (base assembly) are finished to match the legs.
- Long structural rails supporting the top come standard in silver anodizing.
- Polished or painted structural rails are available with an upcharge – contact Customer Service at **800.668.9318** for more information.

GATEWAY™ PLUS TABLES

RECTANGULAR MEETING TABLES Design - busk + hertzog

Specify edge type: add the two letter code after the model number



Taper Edge (TE)



Self Edge (SE)



Facet Edge (FE)



Flowform Edge "FF"
5% upcharge
laminates not available

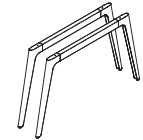


Camber Edge "CE"
5% upcharge
laminates not available

Table Height = 29"

Seating Capacity Based on 25" Chair

L"	X	D"	Sugg Seat Capacity	Top Finish	Top Sections	POWDER COAT BASE		POWDER COAT BASE WITH COLOR INSET	
						Model Number	List Price	Model Number	List Price
48	30	1-2	Veneer	1	64641/2	4,780	64661/2	5,060	
48	30	1-2	Laminate	1	64641/5	4,300	64661/5	4,585	
54	30	2-4	Veneer	1	64642/2	5,205	64662/2	5,490	
54	30	2-4	Laminate	1	64642/5	4,570	64662/5	4,850	
60	30	2-4	Veneer	1	64643/2	5,340	64663/2	5,620	
60	30	2-4	Laminate	1	64643/5	4,725	64663/5	5,015	
66	30	2-4	Veneer	1	64644/2	5,535	64664/2	5,815	
66	30	2-4	Laminate	1	64644/5	4,720	64664/5	5,010	
72	30	2-4	Veneer	1	64645/2	5,715	64665/2	6,005	
72	30	2-4	Laminate	1	64645/5	4,930	64665/5	5,215	
78	30	2-4	Veneer	1	64646/2	5,925	64666/2	6,205	
78	30	2-4	Laminate	1	64646/5	5,050	64666/5	5,320	
48	36	1-2	Veneer	1	64647/2	5,050	64667/2	5,320	
48	36	1-2	Laminate	1	64647/5	4,445	64667/5	4,720	
54	36	2-4	Veneer	1	64648/2	5,470	64668/2	5,750	
54	36	2-4	Laminate	1	64648/5	4,725	64668/5	5,015	
60	36	2-4	Veneer	1	64649/2	5,695	64669/2	5,975	
60	36	2-4	Laminate	1	64649/5	4,915	64669/5	5,200	
66	36	2-4	Veneer	1	64650/2	5,835	64670/2	6,120	
66	36	2-4	Laminate	1	64650/5	4,930	64670/5	5,215	
72	36	2-4	Veneer	1	64651/2	5,940	64671/2	6,230	
72	36	2-4	Laminate	1	64651/5	5,115	64671/5	5,395	
78	36	2-4	Veneer	1	64652/2	6,265	64672/2	6,545	
78	36	2-4	Laminate	1	64652/5	5,215	64672/5	5,505	
84	36	2-4	Veneer	1	64653/2	6,440	64673/2	6,730	
84	36	2-4	Laminate	1	64653/5	5,340	64673/5	5,620	



2 Bases

Powder Coated Base



Powder Coated Base with Decorative Vinyl Inset



Standard Features:

- 1¼" thick tops available in all Nienkämper veneers, stains, finishes, and plastic laminates.
- Stone and glass tops available upon special request – contact Customer Service at 800.668.9318 for details.
- Die-cast leg construction offered in mirror polish or your choice of 18 powder-coat colors and 9 decorative vinyl inserts.
- Structural rails (base assembly) are finished to match the legs.
- Long structural rails supporting the top come standard in silver anodizing.
- Polished or painted structural rails are available with an upcharge – contact Customer Service at 800.668.9318 for more information.

GATEWAY™ PLUS TABLES

SQUARE WITH SOFT (6" RADIUS) CORNER MEETING TABLES Design - busk + hertzog

Specify edge type: add the two letter code after the model number



Taper Edge (TE)



Self Edge (SE)

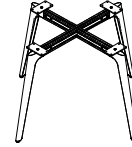


Camber Edge "CE"
8" radius required for
soft corner tops
5% upcharge
laminates not available

Table Height = 29"

Seating Capacity Based on 25" Chair


L"	X	D"	Sugg Seat Capacity	Top Finish	Top Sections	POLISHED BASE		POLISHED BASE WITH COLOR INSET	
						Model Number	List Price	Model Number	List Price
30	30	2		Veneer	1	64761/2	4,560	64771/2	4,850
30	30	2		Laminate	1	64761/5	4,210	64771/5	4,495
36	36	2		Veneer	1	64762/2	4,900	64772/2	5,185
36	36	2		Laminate	1	64762/5	4,455	64772/5	4,745
42	42	2-4		Veneer	1	64763/2	5,115	64773/2	5,405
42	42	2-4		Laminate	1	64763/5	4,700	64773/5	5,005
48	48	2-4		Veneer	1	64764/2	5,625	64774/2	5,925
48	48	2-4		Laminate	1	64764/5	4,885	64774/5	5,170
54	54	4-6		Veneer	1	64765/2	6,150	64775/2	6,445
54	54	4-6		Laminate	1	64765/5	5,010	64775/5	5,305
60	60	6-8		Veneer	1	64766/2	6,680	64776/2	6,980
60	60	6-8		Laminate	1	64766/5	5,225	64776/5	5,525
66	66	6-8		Veneer	2	64767/2	7,290	64777/2	7,605
66	66	6-8		Laminate	2	64767/5	5,490	64777/5	5,785
72	72	6-8		Veneer	2	64768/2	8,025	64778/2	8,315
72	72	6-8		Laminate	2	64768/5	5,870	64778/5	6,160
78	78	8-10		Veneer	2	64769/2	8,740	64779/2	9,025
78	78	8-10		Laminate	2	64769/5	6,165	64779/5	6,470



Polished Base



Polished Base with Decorative Vinyl Inset



Standard Features:

- 1¼" thick tops available in all Nienkämper veneers, stains, finishes, and plastic laminates.
- Stone and glass tops available upon special request – contact Customer Service at 800.668.9318 for details.
- Die-cast leg construction offered in mirror polish or your choice of 18 powder-coat colors and 9 decorative vinyl inserts.
- Structural rails (base assembly) are finished to match the legs.
- Long structural rails supporting the top come standard in silver anodizing.
- Polished or painted structural rails are available with an upcharge – contact Customer Service at 800.668.9318 for more information.

GATEWAY™ PLUS TABLES

SQUARE WITH SOFT (6" RADIUS) CORNER MEETING TABLES Design - busk + hertzog

Specify edge type: add the two letter code after the model number



Taper Edge (TE)



Self Edge (SE)

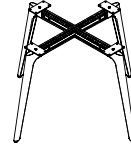


Camber Edge "CE"
8" radius required for
soft corner tops
5% upcharge
laminates not available

Table Height = 29"

Seating Capacity Based on 25" Chair

L" X D"	Sugg Seat Capacity	Top Finish	Top Sections	POWDER COAT BASE		POWDER COAT BASE WITH COLOR INSET	
				Model Number	List Price	Model Number	List Price
30 X 30	2	Veneer	1	64781/2	4,930	64791/2	5,235
30 X 30	2	Laminate	1	64781/5	4,575	64791/5	4,870
36 X 36	2	Veneer	1	64782/2	5,280	64792/2	5,575
36 X 36	2	Laminate	1	64782/5	4,830	64792/5	5,130
42 X 42	2-4	Veneer	1	64783/2	5,480	64793/2	5,775
42 X 42	2-4	Laminate	1	64783/5	5,085	64793/5	5,380
48 X 48	2-4	Veneer	1	64784/2	6,010	64794/2	6,310
48 X 48	2-4	Laminate	1	64784/5	5,265	64794/5	5,555
54 X 54	4-6	Veneer	1	64785/2	6,530	64795/2	6,805
54 X 54	4-6	Laminate	1	64785/5	5,385	64795/5	5,690
60 X 60	6-8	Veneer	1	64786/2	7,045	64796/2	7,365
60 X 60	6-8	Laminate	1	64786/5	5,595	64796/5	5,895
66 X 66	6-8	Veneer	2	64787/2	7,680	64797/2	7,965
66 X 66	6-8	Laminate	2	64787/5	5,870	64797/5	6,160
72 X 72	6-8	Veneer	2	64788/2	8,390	64798/2	8,695
72 X 72	6-8	Laminate	2	64788/5	6,240	64798/5	6,540
78 X 78	8-10	Veneer	2	64789/2	9,110	64799/2	9,415
78 X 78	8-10	Laminate	2	64789/5	6,550	64799/5	6,850



Powder Coated Base



Powder Coated Base with Decorative Vinyl Insert



Standard Features:

- 1¼" thick tops available in all Nienkämper veneers, stains, finishes, and plastic laminates.
- Stone and glass tops available upon special request – contact Customer Service at 800.668.9318 for details.
- Die-cast leg construction offered in mirror polish or your choice of 18 powder-coat colors and 9 decorative vinyl inserts.
- Structural rails (base assembly) are finished to match the legs.
- Long structural rails supporting the top come standard in silver anodizing.
- Polished or painted structural rails are available with an upcharge – contact Customer Service at 800.668.9318 for more information.

GATEWAY™ PLUS TABLES

ROUND MEETING TABLES Design - busk + hertzog



Specify edge type: add the two letter code after the model number



Taper Edge (TE)



Self Edge (SE)



Facet Edge (FE)



Flowform Edge "FF"
5% upcharge
laminates not available

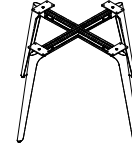


Camber Edge "CE"
5% upcharge
laminates not available

Table Height = 29"

Seating Capacity Based on 25" Chair


L"	X	D"	Sugg Seat Capacity	Top Finish	Top Sections	POLISHED BASE		POLISHED BASE WITH COLOR INSET	
						Model Number	List Price	Model Number	List Price
30	dia.	2		Veneer	1	64681/2	4,780	64691/2	5,085
30	dia.	2		Laminate	1	64681/5	4,400	64691/5	4,705
36	dia.	2		Veneer	1	64682/2	5,130	64692/2	5,440
36	dia.	2		Laminate	1	64682/5	4,665	64692/5	4,975
42	dia.	2-4		Veneer	1	64683/2	5,350	64693/2	5,660
42	dia.	2-4		Laminate	1	64683/5	4,925	64693/5	5,245
48	dia.	2-4		Veneer	1	64684/2	5,895	64694/2	6,205
48	dia.	2-4		Laminate	1	64684/5	5,115	64694/5	5,420
54	dia.	4-6		Veneer	1	64685/2	6,440	64695/2	6,755
54	dia.	4-6		Laminate	1	64685/5	5,250	64695/5	5,555
60	dia.	5-7		Veneer	1	64686/2	6,995	64696/2	7,290
60	dia.	5-7		Laminate	1	64686/5	5,475	64696/5	5,785
66	dia.	5-7		Veneer	2	64687/2	7,645	64697/2	7,955
66	dia.	5-7		Laminate	2	64687/5	5,750	64697/5	6,055
72	dia.	6-8		Veneer	2	64688/2	8,390	64698/2	8,705
72	dia.	6-8		Laminate	2	64688/5	6,140	64698/5	6,450
78	dia.	7-9		Veneer	2	64689/2	9,150	64699/2	9,460
78	dia.	7-9		Laminate	2	64689/5	6,460	64699/5	6,770



Polished Base



Polished Base with Decorative Vinyl Inset



Standard Features:

- 1¼" thick tops available in all Nienkämper veneers, stains, finishes, and plastic laminates.
- Stone and glass tops available upon special request – contact Customer Service at 800.668.9318 for details.
- Die-cast leg construction offered in mirror polish or your choice of 18 powder-coat colors and 9 decorative vinyl inserts.
- Structural rails (base assembly) are finished to match the legs.
- Long structural rails supporting the top come standard in silver anodizing.
- Polished or painted structural rails are available with an upcharge – contact Customer Service at 800.668.9318 for more information.

GATEWAY™ PLUS TABLES

SQUARE WITH SOFT (6" RADIUS) CORNER MEETING TABLES Design - busk + hertzog



Specify edge type: add the two letter code after the model number



Taper Edge (TE)



Self Edge (SE)



Facet Edge (FE)



Flowform Edge "FF"
5% upcharge
laminates not available

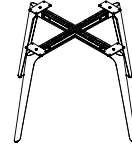


Camber Edge "CE"
5% upcharge
laminates not available

Table Height = 29"

Seating Capacity Based on 25" Chair

L" X D"	Sugg Seat Capacity	Top Finish	Top Sections	POWDER COAT BASE		POWDER COAT BASE WITH COLOR INSET	
				Model Number	List Price	Model Number	List Price
30 dia.	2	Veneer	1	64701/2	5,165	64711/2	5,480
30 dia.	2	Laminate	1	64701/5	4,795	64711/5	5,100
36 dia.	2	Veneer	1	64702/2	5,525	64712/2	5,830
36 dia.	2	Laminate	1	64702/5	5,060	64712/5	5,370
42 dia.	2-4	Veneer	1	64703/2	5,745	64713/2	6,050
42 dia.	2-4	Laminate	1	64703/5	5,320	64713/5	5,635
48 dia.	2-4	Veneer	1	64704/2	6,295	64714/2	6,590
48 dia.	2-4	Laminate	1	64704/5	5,510	64714/5	5,815
54 dia.	4-6	Veneer	1	64705/2	6,820	64715/2	7,150
54 dia.	4-6	Laminate	1	64705/5	5,640	64715/5	5,950
60 dia.	5-7	Veneer	1	64706/2	7,390	64716/2	7,695
60 dia.	5-7	Laminate	1	64706/5	5,870	64716/5	6,170
66 dia.	5-7	Veneer	2	64707/2	8,050	64717/2	8,350
66 dia.	5-7	Laminate	2	64707/5	6,140	64717/5	6,450
72 dia.	6-8	Veneer	2	64708/2	8,795	64718/2	9,105
72 dia.	6-8	Laminate	2	64708/5	6,540	64718/5	6,850
78 dia.	7-9	Veneer	2	64709/2	9,545	64719/2	9,855
78 dia.	7-9	Laminate	2	64709/5	6,860	64719/5	7,170



Powder Coated Base



Powder Coated Base with Decorative Vinyl Insert



Standard Features:

- 1¼" thick tops available in all Nienkämper veneers, stains, finishes, and plastic laminates.
- Stone and glass tops available upon special request – contact Customer Service at 800.668.9318 for details.
- Die-cast leg construction offered in mirror polish or your choice of 18 powder-coat colors and 9 decorative vinyl inserts.
- Structural rails (base assembly) are finished to match the legs.
- Long structural rails supporting the top come standard in silver anodizing.
- Polished or painted structural rails are available with an upcharge – contact Customer Service at 800.668.9318 for more information.

TERMS AND CONDITIONS OF SALE

PRICES

All prices are list prices, FOB our Toronto Factory- freight charges are extra. Packing and/ or crating is available, if required, upcharges apply.

Due to existing conditions in regard to cost of labor and materials, we reserve the right to change prices without notice.

TERMS

Net 30 days from date of invoice to accredited buyers. Two per cent (2%) interest charged monthly on overdue accounts. Deposit of 50% is required with order. Terms will be established upon credit evaluation. Due to delays in processing references, first orders may be treated as C.B.D. orders.

ORDER CONFIRMATION

Orders are accepted upon issuance of our order confirmation and are subject to the terms set forth therein; notwithstanding any variance from the terms of the buyer's order form.

Nienkämper is not liable for any delay or failure to deliver caused by labor or transportation difficulties, accidents, acts of God, failure of sources of supply, or other causes beyond our control, and changes will affect the delivery date.

CHANGE OF ORDERS OR CANCELLATIONS

Changes or cancellations are subject to our ability to conform. A charge will be levied against canceled or changed orders based on costs already incurred by Nienkämper. All changes must be in writing and submitted on a revised purchase order. Changes will affect the delivery date.

STORAGE

If goods cannot be accepted when ready, we may transfer them to storage (which is to be deemed as delivery for invoice purposes). The customer accepts risks and will be charged at prevailing rates.

FREIGHT

All prices are list prices, FOB our Toronto Factory- freight charges are extra.

Packing and/or crating are available, if required, upcharges apply.

CLAIMS

All furniture is given to the carrier and signed for in good condition. It is the responsibility of the receiver to sign for the goods in the presence of the carrier and note the condition in which they are received. Freight claims should be filed with the carrier.

WARRANTY

There are no express or implied warranties, conditions and obligations of the manufacturer, whether statutory or otherwise that extend beyond the description on the face hereof. Our furniture is made to the highest standard and is warranted free from defects of material and workmanship for five years from the date of delivery. During the warranty period we will repair or replace such merchandise as shall prove to be defective, during normal usage in accordance with manufacturer's specifications. The manufacturer shall not be liable for defect wholly attributable to normal manufacturing process. Replacement or repair of the Product shall be the sole remedy of the Customer, and the manufacturer shall not be liable for any direct, indirect, incidental, or consequential loss or damage suffered by the Customer by reason of any defect in workmanship or manufacture of the Product or inability to use the Product. Moreover, this warranty does not cover accidental damage, abuse, alteration, ordinary wear and tear of Goods, negligence and misuse nor variations over which we have no control such as heat or humidity or damage to which the Goods are connected that is not attributable to the failure of the goods themselves. This warranty is null and void when the product is installed with hardware other than that supplied and/or when installed differently than recommended in the installation guide. Modification to the product or hardware may result in failure of the product and cause damage and/or injury.

WOOD FINISHES

Nienkämper offers a wide variety of standard light finishes on cherry, mahogany and figured anagre wood veneers, and a clear natural finish on figured anagre, figured sycamore, maple, bird's eye maple and curly maple.

Light finishes do not mask the grain and other characteristics of each wood species. It is important to understand that pieces of the same type of wood will not look identical when a light finish is used. The appearance of the finish will also depend on the natural color of the veneer. Cherry darkens over time as the wood ages. Pin knots and gum pockets are inherent traits.

Wood is a naturally variable raw material; its variances are not within the furniture manufacturer's control and are therefore not considered defects under this warranty.