

nienkämpfer

VOX® WALL MOUNTED

LCS BASE TABLES



2026

Prices include freight charges, blanket wrapped, dock delivered, from the manufacturing source to any location in the contiguous United States. Packing and/or crating are available, if required, upcharges apply.

veneers

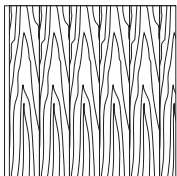
All wood surfaces are protected with a durable polyurethane clear lacquer with UV inhibitor. This finish is known for its exceptional durability, as well as abrasion, chemical, impact and scratch resistance. Standard sheen level is 45 degrees. Optional matte, 5, 10 and 35 degree sheen levels are available on request at no additional cost.

Wood Species	Order Code	Veneer/Stain	Upcharge
Maple	F-01	Natural Maple	No upcharge applies.
	F-02	Natural Curly Maple - Rotary Cut	Add 15%.
	F-03	Natural Bird's Eye Maple - Rotary Cut	Call Customer Service for pricing.
	F-04	Maple Stained Pear	No upcharge applies.
Cherry	F-05	Natural Cherry	No upcharge applies.
	F-06	Standard Cherry	No upcharge applies.
	F-07	Cherry Stained Amber	No upcharge applies.
	F-08	Cherry Stained Auburn	No upcharge applies.
	F-09	Cherry Stained Burgundy	No upcharge applies.
Mahogany	F-10	Light Mahogany	No upcharge applies.
	F-11	Medium Mahogany	No upcharge applies.
	F-12	Dark Mahogany	No upcharge applies.
	F-13	Red Mahogany	No upcharge applies.
Anagre	F-14	Natural Figured Anagre - Qtr. Cut Book-Match	Add 15%.
	F-15	Figured Anagre Stained Amber - Qtr. Cut Book-Match	Add 15%.
Sycamore	F-16	Natural Figured Sycamore - Qtr. Cut Book-Match	Add 15%.
Walnut	F-17	Burnt Walnut	No upcharge applies.
	F-19	Natural Walnut- Flat Cut Book-Match	No upcharge applies.
	F-19FM	Natural Walnut- Flat Cut Book-Match (matte sheen)	No upcharge applies.
	F-27F	Creamy Walnut- Flat Cut Book-Match (10° sheen)	No upcharge applies.
	F-27R	Creamy Walnut - Rift Cut Slip-Match (10° sheen)	Add 5%
	F-28	Tawny Walnut	No upcharge applies.
	F-31FM	Autumn Walnut- Flat Cut Book-Match (matte sheen)	No upcharge applies.
	F-31RM	Autumn Walnut - Rift Cut Slip-Match (matte sheen)	Add 5%
Oak	F-18F	Natural White Oak - Flat Cut Book-Match (10° sheen)	No upcharge applies.
	F-18R	Natural White Oak - Rift Cut Slip-Match (10° sheen)	Add 5%
	F-26	Charcoal Ash On Oak- Flat Cut Book- Match (10° sheen)	No upcharge applies.
	F-29F	Smoky Oak - Flat Cut Book-Match	No upcharge applies.
	F-29R	Smoky Oak - Rift Cut Slip-Match	Add 5%
	F-29FM	Smoky Oak - Flat Cut Book-Match (matte sheen)	No upcharge applies.
	F-29RM	Smoky Oak - Rift Cut Slip-Match (matte sheen)	Add 5%
	F-30FM	Whisper White Oak - Flat Cut Book-Match (matte sheen)	No upcharge applies.
	F-30RM	Whisper White Oak - Rift Cut Slip-Match (matte sheen)	Add 5%
	F-32FM	Cotton White Oak - Flat Cut Book-Match (matte sheen)	No upcharge applies.
F-32RM	Cotton White Oak - Rift Cut Slip-Match (matte sheen)	Add 5%	
Sapele – Ribbon Stripe	F-20	Natural Ribbon Strip Sapele - Qtr. Cut Slip-Match	No upcharge applies.
Moabi (Cherry substitute)	F-21	Natural Moabi - Quarter - Qtr. Cut Book-Match	No upcharge applies.
Cape Coast Walnut	F-22	Dark Cape Coast Walnut - Qtr. Cut Slip-Match	No upcharge applies.
	F-23	Natural Cape Coast Walnut - Qtr. Cut Slip-Match	No upcharge applies.
	F-23	Natural Cape Coast Walnut - Qtr. Cut Slip-Match	No upcharge applies.
Ash	F-25	Slate Gray Ash - Qtr. Cut Slip-Match	No upcharge applies.

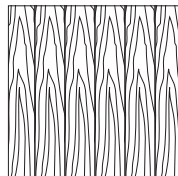
veneER GRAIN OPTIONS

Nienkämper products utilize the best quality veneers available, and, combined with Nienkämper's patented veneering systems, create work environments of incredible quality and beauty.


All veneer furniture comes standard with flat cut book-match veneer; flat cut slip-match veneer can also be specified. Quarter cut slip-match and quarter cut book-match veneers are available at a 5% upcharge. Figured Anagre and Figured Sycamore veneers are Quarter cut book-matched. Bird's Eye Maple and Curly Maple are rotary cut. Facet Edge, Taper edge, Flowform, Camber and Self edge tops with veneer are manufactured with a solid wood edge. All edges are then veneer wrapped to create a seamless profile top.




Standard V1
Flat Cut Book-Match



Flat Cut Slip-Match V2



Quarter Cut Slip-Match V3
Add 5%



Quarter Cut Book-Match V4
Add 5%

P-LAM

Wood grain plastic laminate surfaces are available on table tops with Facet, Taper and Self edges.

These tops are manufactured with a solid wood edge that is applied prior to the laminate top surface. This method conceals the thickness of the wood edge, while providing the durability required. Wood edges are selected that most closely resemble both the species and the color of the laminate chosen

Nienkämper has pre-selected a number of standard wood grain plastic laminates that represent a cross section of both color and species. Simply include the order code with the model number to make these selections. Alternatively wood grain plastic laminates selected outside of Nienkämper's standard selection can be made by specifying the manufacturer as well as the description and model number of the laminate at the time of order.

Wood Grain Plastic Laminate Surfaces	Order Code	Manufacturer #	Finish
Hardrock Maple	WL2	Pionite WM791-SD	Textured/Suede
Monticello Maple	WL5	Wilsonart 7925-38	Fine Velvet Texture
Fusion Maple	WL13	Wilsonart 7909-60	Matte
New Age Oak	WL14	Wilsonart 7938-38	Fine Velvet Texture
Wild Cherry	WL18	Wilsonart 7054-60	Matte
River Cherry	WL19	Wilsonart 7937-38	Fine Velvet Texture
Montana Walnut	WL20	Wilsonart 7110T-78	Fine Grain
Skyline Walnut	WL26	Wilsonart 7964K-12	Soft Grain
Continental Walnut	WL-29	Wilsonart 8232K-05	Timbergrain
Neo Walnut	WL-30	Wilsonart 7991-38	Fine Velvet Texture
Walnut Heights	WL-31	Wilsonart 7965K-12	Soft Grain
Grayed Oak	WL-32	Formica 5791-PG	Pure Grain Texture
Millennium Oak	WL-33	Formica 5887-58	Matte
Aged Ash	WL-34	Formica 8844-WR	Woodbrush
Lowell Ash	WL-35	Wilsonart 7994-38	Fine Velvet Texture
Natural Ash	WL-36	Formica 8843-WR	Woodbrush
Norwegian Ash	WL-37	Wilsonart 8241-38	Fine Velvet Texture
Weathered Ash	WL-38	Formica 8842-WR	Woodbrush
Smoky Brown Pear	WL-39	Formica 5488-26	Oiled Wood
Studio Teak	WL-40	Wilsonart 7960K-18	Linearity
Fawn Cypress	WL-41	Wilsonart 8208K-16	Casual Rustic
Landmark Wood	WL-42	Wilsonart 7981K-12	Soft Grain
Natural Cerise	WL-43	Formica 8863-58	Matte
Natural Recon	WL-44	Wilsonart 7996-38	Fine Velvet Texture
Pecan Woodline	WL-45	Formica 5883-58	Matte

To specify the wood grain laminate required simply add the Order Code WL_ to the model number of the product.

Samples and specific technical data is available from your local sales representative or by contacting Nienkämper's Customer Service department at **800.668.9318**.

P-LAM

COLORED P-LAM

Both Taper and Self edge profiles are available with a colored laminate top.

Laminate edging on Taper tops. Edging will match the top surface and is applied before the surface laminate. By applying the laminate in this way, the seam is positioned horizontally, which makes it much less conspicuous and more durable.

Wood edging on Self and Taper Edge tops are applied before the laminate. By applying the wood edge in this way, the wood edge thickness is concealed, while providing the durability required. Wood species and finishes for edging can be selected from page 8.

For laminates specified outside of Nienkämper's standard selection, specify the manufacturer as well as the description and model number of the laminate selected at the time of order. For Facet edge tops, the laminate must be a post-forming grade.

Translucent edging on Self and Taper edge tops is applied after the surface laminate. The translucent edge is very durable. Clear translucent edge provides a good match with most white-colored laminates, while a silver translucent edge provides a metallic look and contrast to colored plastic laminates.




P-Lam top & Self edge



P-Lam top & Translucent Self edge



Wood Grain P-Lam top & silver Translucent Self edge



P-Lam top & solid wood Facet edge

*An unavoidable, thin dark line will be visible when specifying a matching p.lam edge. This is more pronounced with light colored laminates

Colored Plastic Laminates Surface	Order Code	Manufacturer #	Finish
Gray (Nienkämper - Light Gray/Putty)	CL-01	Wilsonart 1500-60	Matte
Platinum Gray (Nienkämper - Medium Gray/Clay)	CL-02	Nevamar S6023T	Textured
Slate Grey (Nienkämper - Dark Gray)	CL-03	Wilsonart D91-60	Matte
Black	CL-04	Wilsonart 1595-60	Matte
Angel White	CL-05	Pionite SW-826SD	Textured/ Suede
Frosty White	CL-06	Wilsonart 1573-60	Matte
White (for writable surface)	Contact customer service for details 800.668.9318		Gloss

Add the order code behind the edge profile when specifying.

P-LAM

FINGERPRINT RESISTANT P-LAM

Fingerprint Resistant Plastic Laminate is an innovative material created for interior design applications and is suitable for both vertical and horizontal interior applications on our Nienkämper furniture.

The external surface of Fingerprint Resistant Plastic Laminate involves the use of nanotechnology made possible by next generation acrylic resins.

The unique composition offers extraordinary features coupled with a unique user experience. These include an ultra matte surface (eliminating glare), an ultra sofa feel, an anti-fingerprint surface, thermal healing of micro-scratches, increased durability as well as anti-bacterial and mold-resistant properties.

Edgeband matching all Fingerprint Resistant Plastic Laminate colors is only available when specifying a Taper edge. For Self edge tops 1" and 1 1/4" thick, matching edgeband are only available in Black (RL-01) and White (RL-03). When a matching edgeband is not available, the specified surface laminate is used on the edge. **Contact Customer Service for more details 800.668-9318.**

There is a 20% upcharge on our standard plastic laminate table pricing for Fingerprint Resistant Plastic Laminate.

Colored "Fingerprint Resistant" Plastic Laminate Surface	Order Code	Finish
Black	RL-01	Matte
Gray	RL-02	Matte
White	RL-03	Matte
Sand	RL-04	Matte
Brown	RL-05	Matte
Clay	RL-06	Matte
Beige	RL-07	Matte
Ash	RL-08	Matte
Smoke	RL-09	Matte

Edgeband to Match with Colored "Fingerprint Resistant" Plastic Laminate	Thickness	Order Code
Black	3/4", 1", 1-1/4"	RE-01
Gray	3/4"	RE-02
White	3/4", 1", 1-1/4"	RE-03
Sand	3/4"	RE-04
Brown	3/4"	RE-05
Clay	3/4"	RE-06
Beige	3/4"	RE-07
Ash	3/4"	RE-08
Smoke	3/4"	RE-09

Powder Coat Paint Finish

Powder coat paint is a premium finish used for its exceptional durability and refined appearance. Applied as a dry powder and cured under heat, it forms a tough, uniform surface that resists chipping, scratching, and fading—ideal for commercial environments. Nienkämper offers a curated palette of 18 color variations to suit any project.



PC-01 Nienkämper Silver



PC-02 Champagne



PC-03 Light Bronze



PC-04 Standard (Dark) Bronze



PC-05 Metallic Silver



PC-06 Black Jack



PC-07 Warm White



PC-09 Red



PC-12 Cool White



PC-14 Pure Orange



PC-16 Lime



PC-17 Sky Blue



PC-18 Cobalt Blue



PC-22 Charcoal Gray (Matte)



PC-24 Matte Red Clay



PC-25 Cream



PC-26 Mulberry (Matte)



PC-27 Forest Green (Matte)

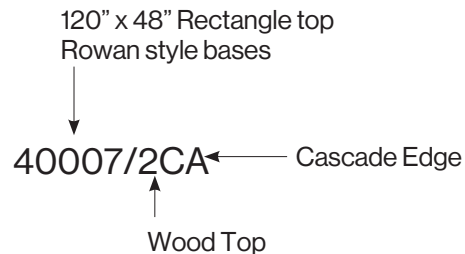


PC-28 Mustard (Matte)

EDGE DETAILS - CONFERENCE TABLES

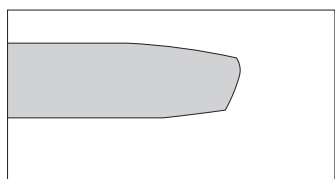
Conference tables with tops that are 1¼" thick offer eight edge profiles to choose from. To specify an edge profile, add the corresponding code after the table model number:

- Facet Edge: add "FC"
- Taper Edge: add "TE"
- Flowform Edge: add "FF"
- Reverse Bevel Edge: add "RB"
- Camber Edge: add "CE"
- Self Edge: add "SE"
- Self Edge with Exposed Plywood: add "SE-P"
- Cascade Edge: add "CA"

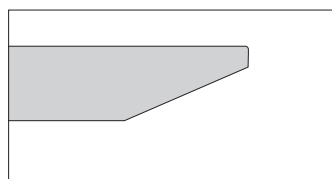


EXAMPLE

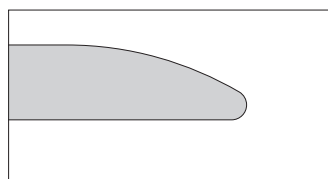
- Flowform Edge, Camber Edge, Cascade Edge, and Exposed Plywood Self Edge require a 5% upcharge.
- Flowform, Camber, and Cascade edges are veneer-wrapped and are not available with plastic laminate.
- Rectangle, Boat, and Vista tops specified with a Flowform Edge have this profile on the two long sides only, with Self Edges on the two ends.
- Cascade Edge is not compatible with table shapes that have radius "soft" corners, super-ellipse shapes, or racetrack shapes.
- Camber Edge includes a standard 8" radius corner on Rectangle, Boat, Square, and Vista top shapes.



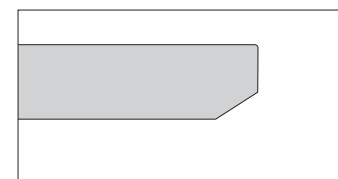
Facet Edge "FC"




Taper Edge "TE"




Flowform Edge "FF"




Reverse Bevel Edge "RB"




Facet Edge - specify "FC"



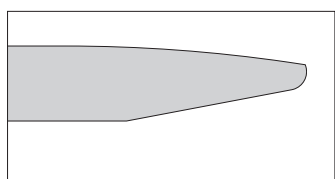
Taper Edge - specify "TE"



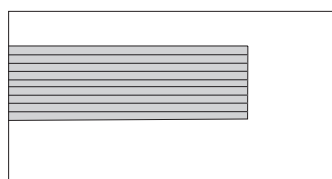
Flowform Edge - specify "FF"



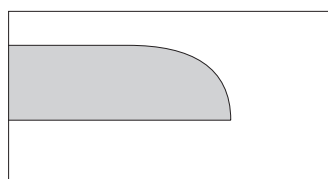
Reverse Bevel Edge - specify "RB"




Camber Edge "CE"



Self Edge "SE" / Self Edge with Exposed Plywood Core "SE-P"



Cascade Edge "CA"



Camber Edge - specify "CE"



Self "SE" / Self with Exposed Plywood Core "SE-P"



Cascade Edge - specify "CA"

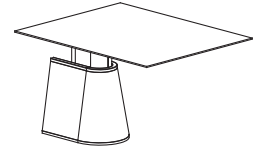
TABLES

LCS Table Designer - Nienkämper



Model Number	W"	D"	H"	Top Finish	List Price	Model Number	W"	D"	H"	Top Finish	List Price
--------------	----	----	----	------------	------------	--------------	----	----	----	------------	------------

LCS WALL MOUNT RECTANGLE SHAPE TABLE



Fixed Height (Seating)

34241/230	48	42	29	Veneer	10,045
34241/530	48	42	29	P-Lam	9,520
34242/230	48	48	29	Veneer	10,305
34242/530	48	48	29	P-Lam	9,755
34243/230	48	54	29	Veneer	10,490
34243/530	48	54	29	P-Lam	9,835
34244/230	54	42	29	Veneer	10,280
34244/530	54	42	29	P-Lam	9,755
34245/230	54	48	29	Veneer	10,490
34245/530	54	48	29	P-Lam	9,835
34246/230	54	54	29	Veneer	10,770
34246/530	54	54	29	P-Lam	9,910
34247/230	54	60	29	Veneer	10,935
34247/530	54	60	29	P-Lam	10,015
34248/230	60	42	29	Veneer	10,460
34248/530	60	42	29	P-Lam	9,725
34249/230	60	48	29	Veneer	10,695
34249/530	60	48	29	P-Lam	9,800
34250/230	60	54	29	Veneer	10,855
34250/530	60	54	29	P-Lam	9,955
34251/230	60	60	29	Veneer	11,040
34251/530	60	60	29	P-Lam	10,125
34252/230	66	42	29	Veneer	10,670
34252/530	66	42	29	P-Lam	9,890
34253/230	66	48	29	Veneer	10,825
34253/530	66	48	29	P-Lam	9,935
34254/230	66	54	29	Veneer	10,960
34254/530	66	54	29	P-Lam	10,065
34255/230	66	60	29	Veneer	11,170
34255/530	66	60	29	P-Lam	10,220
34256/230	72	42	29	Veneer	10,795
34256/530	72	42	29	P-Lam	9,910
34257/230	72	48	29	Veneer	10,905
34257/530	72	48	29	P-Lam	10,015
34258/230	72	54	29	Veneer	11,110
34258/530	72	54	29	P-Lam	10,170
34259/230	72	60	29	Veneer	11,380
34259/530	72	60	29	P-Lam	10,380

Fixed Height (Standing)

34241/238	48	42	38	Veneer	10,825
34241/538	48	42	38	P-Lam	10,305
34242/238	48	48	38	Veneer	11,090
34242/538	48	48	38	P-Lam	10,535
34243/238	48	54	38	Veneer	11,270
34243/538	48	54	38	P-Lam	10,620
34244/238	54	42	38	Veneer	11,060
34244/538	54	42	38	P-Lam	10,535
34245/238	54	48	38	Veneer	11,270
34245/538	54	48	38	P-Lam	10,620
34246/238	54	54	38	Veneer	11,550
34246/538	54	54	38	P-Lam	10,695
34247/238	54	60	38	Veneer	11,725
34247/538	54	60	38	P-Lam	10,795
34248/238	60	42	38	Veneer	11,245
34248/538	60	42	38	P-Lam	10,515
34249/238	60	48	38	Veneer	11,485
34249/538	60	48	38	P-Lam	10,595
34250/238	60	54	38	Veneer	11,635
34250/538	60	54	38	P-Lam	10,750
34251/238	60	60	38	Veneer	11,825
34251/538	60	60	38	P-Lam	10,905
34252/238	66	42	38	Veneer	11,455
34252/538	66	42	38	P-Lam	10,670
34253/238	66	48	38	Veneer	11,615
34253/538	66	48	38	P-Lam	10,730
34254/238	66	54	38	Veneer	11,745
34254/538	66	54	38	P-Lam	10,855
34255/238	66	60	38	Veneer	11,955
34255/538	66	60	38	P-Lam	11,010
34256/238	72	42	38	Veneer	11,595
34256/538	72	42	38	P-Lam	10,695
34257/238	72	48	38	Veneer	11,685
34257/538	72	48	38	P-Lam	10,795

Model # 34259/230

Standard features:

- Tops available in all Nienkämper standard veneers and plastic laminates.
- Neather wrapped base in either black or standard Neather colors with contrasting stitching.
- Shrouds and columns are powder coated to match base.
- The base must be floor mounted.
- All wires are concealed by the column and are hidden from view.
- Connectivity solutions include Simple pop up Forum, or flush mount Simple Forum.
- Electric, ultra quiet height adjustable system with a variety of touch controls. Contact customer service for details.



TABLES

LCS Table Designer - Nienkämper

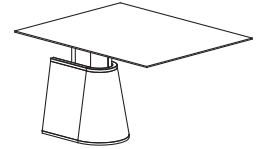


Model Number W" D" H" Top Finish List Price

LCS WALL MOUNT RECTANGLE SHAPET TABLE

Adjustable Height


34261/23045	48	42	29½-42	Veneer	13,410
34261/53045	48	42	29½-42	P-Lam	12,885
34262/23045	48	48	29½-42	Veneer	13,675
34262/53045	48	48	29½-42	P-Lam	13,115
34263/23045	48	54	29½-42	Veneer	13,855
34263/53045	48	54	29½-42	P-Lam	13,200
34264/23045	54	42	29½-42	Veneer	13,645
34264/53045	54	42	29½-42	P-Lam	13,115
34265/23045	54	48	29½-42	Veneer	13,855
34265/53045	54	48	29½-42	P-Lam	13,200
34266/23045	54	54	29½-42	Veneer	14,145
34266/53045	54	54	29½-42	P-Lam	13,285
34267/23045	54	60	29½-42	Veneer	14,305
34267/53045	54	60	29½-42	P-Lam	13,390
34268/23045	60	42	29½-42	Veneer	13,830
34268/53045	60	42	29½-42	P-Lam	13,095
34269/23045	60	48	29½-42	Veneer	14,065
34269/53045	60	48	29½-42	P-Lam	13,180
34270/23045	60	54	29½-42	Veneer	14,220
34270/53045	60	54	29½-42	P-Lam	13,330
34271/23045	60	60	29½-42	Veneer	14,405
34271/53045	60	60	29½-42	P-Lam	13,490
34272/23045	66	42	29½-42	Veneer	14,045
34272/53045	66	42	29½-42	P-Lam	13,255
34273/23045	66	48	29½-42	Veneer	14,195
34273/53045	66	48	29½-42	P-Lam	13,305
34274/23045	66	54	29½-42	Veneer	14,325
34274/53045	66	54	29½-42	P-Lam	13,440
34275/23045	66	60	29½-42	Veneer	14,535
34275/53045	66	60	29½-42	P-Lam	13,600
34276/23045	72	42	29½-42	Veneer	14,170
34276/53045	72	42	29½-42	P-Lam	13,285
34277/23045	72	48	29½-42	Veneer	14,275
34277/53045	72	48	29½-42	P-Lam	13,390



Model # 34259/230

Standard features:

- Tops available in all Nienkämper standard veneers and plastic laminates.
- Neather wrapped base in either black or standard Neather colors with contrasting stitching.
- Shrouds and columns are powder coated to match base.
- The base must be floor mounted.
- All wires are concealed by the column and are hidden from view.
- Connectivity solutions include Simple pop up Forum, or flush mount Simple Forum.
- Electric, ultra quiet height adjustable system with a variety of touch controls. Contact customer service for details.



TABLES

LCS Table Designer - Nienkämper



Model Number	W"	D"	H"	Top Finish	List Price	Model Number	W"	D"	H"	Top Finish	List Price
--------------	----	----	----	------------	------------	--------------	----	----	----	------------	------------

LCS WALL MOUNT SOFT RECTANGLE SHAPE TABLE

Fixed Height (Seating)

34281/230	48	42	29	Veneer	10,300
34281/530	48	42	29	P-Lam	9,755
34282/230	48	48	29	Veneer	10,565
34282/530	48	48	29	P-Lam	10,000
34283/230	48	54	29	Veneer	10,750
34283/530	48	54	29	P-Lam	10,090
34284/230	54	42	29	Veneer	10,535
34284/530	54	42	29	P-Lam	10,000
34285/230	54	48	29	Veneer	10,750
34285/530	54	48	29	P-Lam	10,090
34286/230	54	54	29	Veneer	11,045
34286/530	54	54	29	P-Lam	10,160
34287/230	54	60	29	Veneer	11,205
34287/530	54	60	29	P-Lam	10,270
34288/230	60	42	29	Veneer	10,730
34288/530	60	42	29	P-Lam	9,970
34289/230	60	48	29	Veneer	10,970
34289/530	60	48	29	P-Lam	10,055
34290/230	60	54	29	Veneer	11,130
34290/530	60	54	29	P-Lam	10,210
34291/230	60	60	29	Veneer	11,320
34291/530	60	60	29	P-Lam	10,380
34292/230	66	42	29	Veneer	10,940
34292/530	66	42	29	P-Lam	10,135
34293/230	66	48	29	Veneer	11,100
34293/530	66	48	29	P-Lam	10,180
34294/230	66	54	29	Veneer	11,225
34294/530	66	54	29	P-Lam	10,325
34295/230	66	60	29	Veneer	11,445
34295/530	66	60	29	P-Lam	10,485
34296/230	72	42	29	Veneer	11,080
34296/530	72	42	29	P-Lam	10,160
34297/230	72	48	29	Veneer	11,180
34297/530	72	48	29	P-Lam	10,270
34298/230	72	54	29	Veneer	11,395
34298/530	72	54	29	P-Lam	10,425
34299/230	72	60	29	Veneer	11,655
34299/530	72	60	29	P-Lam	10,640

Fixed Height (Standing)

34281/238	48	42	38	Veneer	11,100
34281/538	48	42	38	P-Lam	10,565
34282/238	48	48	38	Veneer	11,375
34282/538	48	48	38	P-Lam	10,800
34283/238	48	54	38	Veneer	11,545
34283/538	48	54	38	P-Lam	10,885
34284/238	54	42	38	Veneer	11,340
34284/538	54	42	38	P-Lam	10,800
34285/238	54	48	38	Veneer	11,545
34285/538	54	48	38	P-Lam	10,885
34286/238	54	54	38	Veneer	11,850
34286/538	54	54	38	P-Lam	10,970
34287/238	54	60	38	Veneer	12,010
34287/538	54	60	38	P-Lam	11,080
34288/238	60	42	38	Veneer	11,525
34288/538	60	42	38	P-Lam	10,770
34289/238	60	48	38	Veneer	11,770
34289/538	60	48	38	P-Lam	10,860
34290/238	60	54	38	Veneer	11,940
34290/538	60	54	38	P-Lam	11,015
34291/238	60	60	38	Veneer	12,120
34291/538	60	60	38	P-Lam	11,180
34292/238	66	42	38	Veneer	11,745
34292/538	66	42	38	P-Lam	10,940
34293/238	66	48	38	Veneer	11,900
34293/538	66	48	38	P-Lam	10,990
34294/238	66	54	38	Veneer	12,035
34294/538	66	54	38	P-Lam	11,130
34295/238	66	60	38	Veneer	12,250
34295/538	66	60	38	P-Lam	11,290
34296/238	72	42	38	Veneer	11,880
34296/538	72	42	38	P-Lam	10,970
34297/238	72	48	38	Veneer	11,985
34297/538	72	48	38	P-Lam	11,080

Standard features:

- Tops available in all Nienkämper standard veneers and plastic laminates.
- Neather wrapped base in either black or standard Neather colors with contrasting stitching.
- Shrouds and columns are powder coated to match base.
- The base must be floor mounted.
- All wires are concealed by the column and are hidden from view.
- Connectivity solutions include Simple pop up Forum, or flush mount Simple Forum.

TABLES

LCS Table Designer - Nienkämper



Model Number W" D" H" Top Finish List Price

LCS WALL MOUNT SOFT RECTANGLE SHAPE TABLE

Adjustable Height

34301/23045	48	42	29½-42	Veneer	13,740
34301/53045	48	42	29½-42	P-Lam	13,215
34302/23045	48	48	29½-42	Veneer	14,025
34302/53045	48	48	29½-42	P-Lam	13,455
34303/23045	48	54	29½-42	Veneer	14,210
34303/53045	48	54	29½-42	P-Lam	13,530
34304/23045	54	42	29½-42	Veneer	13,985
34304/53045	54	42	29½-42	P-Lam	13,320
34305/23045	54	48	29½-42	Veneer	14,210
34305/53045	54	48	29½-42	P-Lam	13,530
34306/23045	54	54	29½-42	Veneer	14,505
34306/53045	54	54	29½-42	P-Lam	13,615
34307/23045	54	60	29½-42	Veneer	14,665
34307/53045	54	60	29½-42	P-Lam	13,720
34308/23045	60	42	29½-42	Veneer	14,175
34308/53045	60	42	29½-42	P-Lam	13,425
34309/23045	60	48	29½-42	Veneer	14,425
34309/53045	60	48	29½-42	P-Lam	13,510
34310/23045	60	54	29½-42	Veneer	14,575
34310/53045	60	54	29½-42	P-Lam	13,675
34311/23045	60	60	29½-42	Veneer	14,765
34311/53045	60	60	29½-42	P-Lam	13,830
34312/23045	66	42	29½-42	Veneer	14,400
34312/53045	66	42	29½-42	P-Lam	13,590
34313/23045	66	48	29½-42	Veneer	14,550
34313/53045	66	48	29½-42	P-Lam	13,645
34314/23045	66	54	29½-42	Veneer	14,690
34314/53045	66	54	29½-42	P-Lam	13,775
34315/23045	66	60	29½-42	Veneer	14,900
34315/53045	66	60	29½-42	P-Lam	13,940
34316/23045	72	42	29½-42	Veneer	14,530
34316/53045	72	42	29½-42	P-Lam	13,615
34317/23045	72	48	29½-42	Veneer	14,635
34317/53045	72	48	29½-42	P-Lam	13,720

Standard features:

- Tops available in all Nienkämper standard veneers and plastic laminates.
- Neather wrapped base in either black or standard Neather colors with contrasting stitching.
- Shrouds and columns are powder coated to match base.
- The base must be floor mounted.
- All wires are concealed by the column and are hidden from view.
- Connectivity solutions include Simple pop up Forum, or flush mount Simple Forum.
- Electric, ultra quiet height adjustable system with a variety of touch controls. Contact customer service for details.



TABLES

LCS Table Designer - Nienkämper



Model Number	W"	D"	H"	Top Finish	List Price	Model Number	W"	D"	H"	Top Finish	List Price
--------------	----	----	----	------------	------------	--------------	----	----	----	------------	------------

LCS WALL MOUNT CLOSED VISTA SHAPE TABLE

Fixed Height (Seating)


34321/230	48	22-42	29	Veneer	10,550
34321/530	48	22-42	29	P-Lam	9,995
34322/230	48	26-48	29	Veneer	10,825
34322/530	48	26-48	29	P-Lam	10,245
34323/230	48	32-54	29	Veneer	11,010
34323/530	48	32-54	29	P-Lam	10,330
34324/230	54	22-42	29	Veneer	10,790
34324/530	54	22-42	29	P-Lam	10,245
34325/230	54	26-48	29	Veneer	11,010
34325/530	54	26-48	29	P-Lam	10,330
34326/230	54	32-54	29	Veneer	11,310
34326/530	54	32-54	29	P-Lam	10,410
34327/230	54	36-60	29	Veneer	11,485
34327/530	54	36-60	29	P-Lam	10,520
34328/230	60	22-42	29	Veneer	10,985
34328/530	60	22-42	29	P-Lam	10,215
34329/230	60	26-48	29	Veneer	11,230
34329/530	60	26-48	29	P-Lam	10,300
34330/230	60	32-54	29	Veneer	11,400
34330/530	60	32-54	29	P-Lam	10,460
34331/230	60	36-60	29	Veneer	11,600
34331/530	60	36-60	29	P-Lam	10,630
34332/230	66	22-42	29	Veneer	11,205
34332/530	66	22-42	29	P-Lam	10,380
34333/230	66	26-48	29	Veneer	11,375
34333/530	66	26-48	29	P-Lam	10,435
34334/230	66	32-54	29	Veneer	11,510
34334/530	66	32-54	29	P-Lam	10,570
34335/230	66	36-60	29	Veneer	11,735
34335/530	66	36-60	29	P-Lam	10,740
34336/230	72	22-42	29	Veneer	11,340
34336/530	72	22-42	29	P-Lam	10,410
34337/230	72	26-48	29	Veneer	11,445
34337/530	72	26-48	29	P-Lam	10,520
34338/230	72	32-54	29	Veneer	11,665
34338/530	72	32-54	29	P-Lam	10,685
34339/230	72	36-60	29	Veneer	11,950
34339/530	72	36-60	29	P-Lam	10,900

Fixed Height (Standing)

34321/238	48	22-42	38	Veneer	11,375
34321/538	48	22-42	38	P-Lam	10,825
34322/238	48	26-48	38	Veneer	11,640
34322/538	48	26-48	38	P-Lam	11,065
34323/238	48	32-54	38	Veneer	11,835
34323/538	48	32-54	38	P-Lam	11,155
34324/238	54	22-42	38	Veneer	11,620
34324/538	54	22-42	38	P-Lam	11,065
34325/238	54	26-48	38	Veneer	11,835
34325/538	54	26-48	38	P-Lam	11,155
34326/238	54	32-54	38	Veneer	12,140
34326/538	54	32-54	38	P-Lam	11,230
34327/238	54	36-60	38	Veneer	12,310
34327/538	54	36-60	38	P-Lam	11,340
34328/238	60	22-42	38	Veneer	11,810
34328/538	60	22-42	38	P-Lam	11,040
34329/238	60	26-48	38	Veneer	12,060
34329/538	60	26-48	38	P-Lam	11,125
34330/238	60	32-54	38	Veneer	12,220
34330/538	60	32-54	38	P-Lam	11,290
34331/238	60	36-60	38	Veneer	12,420
34331/538	60	36-60	38	P-Lam	11,445
34332/238	66	22-42	38	Veneer	12,030
34332/538	66	22-42	38	P-Lam	11,205
34333/238	66	26-48	38	Veneer	12,200
34333/538	66	26-48	38	P-Lam	11,265
34334/238	66	32-54	38	Veneer	12,335
34334/538	66	32-54	38	P-Lam	11,400
34335/238	66	36-60	38	Veneer	12,555
34335/538	66	36-60	38	P-Lam	11,565
34336/238	72	22-42	38	Veneer	12,175
34336/538	72	22-42	38	P-Lam	11,230
34337/238	72	26-48	38	Veneer	12,270
34337/538	72	26-48	38	P-Lam	11,340
34338/238	72	32-54	38	Veneer	12,490
34338/538	72	32-54	38	P-Lam	11,510
34339/238	72	36-60	38	Veneer	12,780
34339/538	72	36-60	38	P-Lam	11,735

Standard features:

- Tops available in all Nienkämper standard veneers and plastic laminate.
- Neather wrapped base in either black or standard Neather colors with contrasting stitching.
- Shrouds and columns are powder coated to match base.
- The base must be floor mounted.
- All wires are concealed by the column and are hidden from view.
- Connectivity solutions include Simple pop up Forum, or flush mount Simple Forum.
- Electric, ultra quiet height adjustable system with a variety of touch controls. Contact customer service for details.



TABLES

LCS Table Designer - Nienkämper



Model Number	W"	D"	H"	Top Finish	List Price
--------------	----	----	----	------------	------------


LCS WALL MOUNT CLOSED VISTA SHAPE TABLE

Adjustable Height

34341/23045	48	22-42	29½-42	Veneer	14,080
34341/53045	48	22-42	29½-42	P-Lam	13,530
34342/23045	48	26-48	29½-42	Veneer	14,360
34342/53045	48	26-48	29½-42	P-Lam	13,775
34343/23045	48	32-54	29½-42	Veneer	14,550
34343/53045	48	32-54	29½-42	P-Lam	13,860
34344/23045	54	22-42	29½-42	Veneer	14,325
34344/53045	54	22-42	29½-42	P-Lam	13,775
34345/23045	54	26-48	29½-42	Veneer	14,550
34345/53045	54	26-48	29½-42	P-Lam	13,860
34346/23045	54	32-54	29½-42	Veneer	14,855
34346/53045	54	32-54	29½-42	P-Lam	13,945
34347/23045	54	36-60	29½-42	Veneer	15,025
34347/53045	54	36-60	29½-42	P-Lam	14,055
34348/23045	60	22-42	29½-42	Veneer	14,525
34348/53045	60	22-42	29½-42	P-Lam	13,750
34349/23045	60	26-48	29½-42	Veneer	14,770
34349/53045	60	26-48	29½-42	P-Lam	13,840
34350/23045	60	32-54	29½-42	Veneer	14,935
34350/53045	60	32-54	29½-42	P-Lam	14,005
34351/23045	60	36-60	29½-42	Veneer	15,130
34351/53045	60	36-60	29½-42	P-Lam	14,165
34352/23045	66	22-42	29½-42	Veneer	14,750
34352/53045	66	22-42	29½-42	P-Lam	13,920
34353/23045	66	26-48	29½-42	Veneer	14,910
34353/53045	66	26-48	29½-42	P-Lam	13,975
34354/23045	66	32-54	29½-42	Veneer	15,050
34354/53045	66	32-54	29½-42	P-Lam	14,115
34355/23045	66	36-60	29½-42	Veneer	15,265
34355/53045	66	36-60	29½-42	P-Lam	14,280
34356/23045	72	22-42	29½-42	Veneer	14,885
34356/53045	72	22-42	29½-42	P-Lam	13,945
34357/23045	72	26-48	29½-42	Veneer	14,985
34357/53045	72	26-48	29½-42	P-Lam	14,055
34358/23045	72	32-54	29½-42	Veneer	15,210
34358/53045	72	32-54	29½-42	P-Lam	14,220
34359/23045	72	36-60	29½-42	Veneer	15,490
34359/53045	72	36-60	29½-42	P-Lam	14,440

Standard features:

- Tops available in all Nienkämper standard veneers and plastic laminates.
- Neather wrapped base in either black or standard Neather colors with contrasting stitching.
- Shrouds and columns are powder coated to match base.
- The base must be floor mounted.
- All wires are concealed by the column and are hidden from view.
- Connectivity solutions include Simple pop up Forum, or flush mount Simple Forum.
- Electric, ultra quiet height adjustable system with a variety of touch controls. Contact customer service for details.



TABLES

LCS Table design - Nienkämper



Model Number	W"	D"	H"	Top Finish	List Price	Model Number	W"	D"	H"	Top Finish	List Price
--------------	----	----	----	------------	------------	--------------	----	----	----	------------	------------

LCS WALL MOUNT D SHAPE TABLE

Fixed Height (Seating)


34621/230	48	42	29	Veneer	10,795
34621/530	48	42	29	P-Lam	10,230
34622/230	48	48	29	Veneer	11,085
34622/530	48	48	29	P-Lam	10,490
34623/230	48	54	29	Veneer	11,275
34623/530	48	54	29	P-Lam	10,570
34624/230	54	42	29	Veneer	11,050
34624/530	54	42	29	P-Lam	10,490
34625/230	54	48	29	Veneer	11,275
34625/530	54	48	29	P-Lam	10,570
34626/230	54	54	29	Veneer	11,580
34626/530	54	54	29	P-Lam	10,650
34627/230	54	60	29	Veneer	11,750
34627/530	54	60	29	P-Lam	10,765
34628/230	60	42	29	Veneer	11,250
34628/530	60	42	29	P-Lam	10,460
34629/230	60	48	29	Veneer	11,510
34629/530	60	48	29	P-Lam	10,540
34630/230	60	54	29	Veneer	11,665
34630/530	60	54	29	P-Lam	10,720
34631/230	60	60	29	Veneer	11,865
34631/530	60	60	29	P-Lam	10,885
34632/230	66	42	29	Veneer	11,465
34632/530	66	42	29	P-Lam	10,630
34633/230	66	48	29	Veneer	11,635
34633/530	66	48	29	P-Lam	10,680
34634/230	66	54	29	Veneer	11,780
34634/530	66	54	29	P-Lam	10,825
34635/230	66	60	29	Veneer	12,005
34635/530	66	60	29	P-Lam	10,990
34636/230	72	42	29	Veneer	11,615
34636/530	72	42	29	P-Lam	10,650
34637/230	72	48	29	Veneer	11,730
34637/530	72	48	29	P-Lam	10,765
34638/230	72	54	29	Veneer	11,950
34638/530	72	54	29	P-Lam	10,940
34639/230	72	60	29	Veneer	12,230
34639/530	72	60	29	P-Lam	11,165

Fixed Height (Standing)

34621/238	48	42	38	Veneer	11,635
34621/538	48	42	38	P-Lam	11,085
34622/238	48	48	38	Veneer	11,920
34622/538	48	48	38	P-Lam	11,330
34623/238	48	54	38	Veneer	12,110
34623/538	48	54	38	P-Lam	11,415
34624/238	54	42	38	Veneer	11,890
34624/538	54	42	38	P-Lam	11,330
34625/238	54	48	38	Veneer	12,110
34625/538	54	48	38	P-Lam	11,415
34626/238	54	54	38	Veneer	12,430
34626/538	54	54	38	P-Lam	11,510
34627/238	54	60	38	Veneer	12,600
34627/538	54	60	38	P-Lam	11,615
34628/238	60	42	38	Veneer	12,090
34628/538	60	42	38	P-Lam	11,300
34629/238	60	48	38	Veneer	12,345
34629/538	60	48	38	P-Lam	11,390
34630/238	60	54	38	Veneer	12,510
34630/538	60	54	38	P-Lam	11,550
34631/238	60	60	38	Veneer	12,705
34631/538	60	60	38	P-Lam	11,730
34632/238	66	42	38	Veneer	12,320
34632/538	66	42	38	P-Lam	11,465
34633/238	66	48	38	Veneer	12,480
34633/538	66	48	38	P-Lam	11,530
34634/238	66	54	38	Veneer	12,625
34634/538	66	54	38	P-Lam	11,665
34635/238	66	60	38	Veneer	12,850
34635/538	66	60	38	P-Lam	11,840
34636/238	72	42	38	Veneer	12,455
34636/538	72	42	38	P-Lam	11,510
34637/238	72	48	38	Veneer	12,565
34637/538	72	48	38	P-Lam	11,615
34638/238	72	54	38	Veneer	12,800
34638/538	72	54	38	P-Lam	11,780
34639/238	72	60	38	Veneer	13,075
34639/538	72	60	38	P-Lam	12,005

Standard features:

- Tops available in all Nienkämper standard veneers and plastic laminate.
- Neather wrapped base in either black or standard Neather colors with contrasting stitching.
- Shrouds and columns are powder coated to match base.
- The base must be floor mounted.
- All wires are concealed by the column and are hidden from view.
- Connectivity solutions include Simple pop up Forum, or flush mount Simple Forum.
- Electric, ultra quiet height adjustable system with a variety of touch controls. Contact customer service for details.



TABLES

LCS Table design - Nienkämper



Model Number	W"	D"	H"	Top Finish	List Price
--------------	----	----	----	------------	------------


LCS WALL MOUNT D SHAPE TABLE

Adjustable Height

34641/23045	48	42	29½-42	Veneer	14,420
34641/53045	48	42	29½-42	P-Lam	13,855
34642/23045	48	48	29½-42	Veneer	14,695
34642/53045	48	48	29½-42	P-Lam	14,105
34643/23045	48	54	29½-42	Veneer	14,900
34643/53045	48	54	29½-42	P-Lam	14,195
34644/23045	54	42	29½-42	Veneer	14,675
34644/53045	54	42	29½-42	P-Lam	14,105
34645/23045	54	48	29½-42	Veneer	14,900
34645/53045	54	48	29½-42	P-Lam	14,195
34646/23045	54	54	29½-42	Veneer	15,200
34646/53045	54	54	29½-42	P-Lam	14,280
34647/23045	54	60	29½-42	Veneer	15,380
34647/53045	54	60	29½-42	P-Lam	14,395
34648/23045	60	42	29½-42	Veneer	14,870
34648/53045	60	42	29½-42	P-Lam	14,080
34649/23045	60	48	29½-42	Veneer	15,130
34649/53045	60	48	29½-42	P-Lam	14,165
34650/23045	60	54	29½-42	Veneer	15,295
34650/53045	60	54	29½-42	P-Lam	14,330
34651/23045	60	60	29½-42	Veneer	15,490
34651/53045	60	60	29½-42	P-Lam	14,510
34652/23045	66	42	29½-42	Veneer	15,100
34652/53045	66	42	29½-42	P-Lam	14,255
34653/23045	66	48	29½-42	Veneer	15,265
34653/53045	66	48	29½-42	P-Lam	14,310
34654/23045	66	54	29½-42	Veneer	15,400
34654/53045	66	54	29½-42	P-Lam	14,445
34655/23045	66	60	29½-42	Veneer	15,620
34655/53045	66	60	29½-42	P-Lam	14,620
34656/23045	72	42	29½-42	Veneer	15,240
34656/53045	72	42	29½-42	P-Lam	14,280
34657/23045	72	48	29½-42	Veneer	15,350
34657/53045	72	48	29½-42	P-Lam	14,395
34658/23045	72	54	29½-42	Veneer	15,580
34658/53045	72	54	29½-42	P-Lam	14,555
34659/23045	72	60	29½-42	Veneer	15,850
34659/53045	72	60	29½-42	P-Lam	14,785

Standard features:

- Tops available in all Nienkämper standard veneers and plastic laminates.
- Neather wrapped base in either black or standard Neather colors with contrasting stitching.
- Shrouds and columns are powder coated to match base.
- The base must be floor mounted.
- All wires are concealed by the column and are hidden from view.
- Connectivity solutions include Simple pop up Forum, or flush mount Simple Forum.
- Electric, ultra quiet height adjustable system with a variety of touch controls. Contact customer service for details.



TERMS AND CONDITIONS OF SALE

PRICES

All prices are list prices, freight included, blanket-wrapped, dock delivered, from the manufacturing source to any location in the contiguous United States.

Brokerage is paid by Nienkämper for product shipped to the United States.

Due to existing conditions in regard to cost of labor and materials, we reserve the right to change prices without notice.

TERMS

Net 30 days from date of invoice to accredited buyers. Two per cent (2%) interest charged monthly on overdue accounts. Deposit of 50% is required with order. Terms will be established upon credit evaluation. Due to delays in processing references, first orders may be treated as C.B.D. orders.

ORDER CONFIRMATION

Orders are accepted upon issuance of our order confirmation and are subject to the terms set forth therein; notwithstanding any variance from the terms of the buyer's order form.

Nienkämper is not liable for any delay or failure to deliver caused by labor or transportation difficulties, accidents, acts of God, failure of sources of supply, or other causes beyond our control, and changes will affect the delivery date.

CHANGE OF ORDERS OR CANCELLATIONS

Changes or cancellations are subject to our ability to conform. A charge will be levied against cancelled or changed orders based on costs already incurred by Nienkämper. All changes must be in writing and submitted on a revised purchase order. Changes will affect the delivery date.

STORAGE

If goods cannot be accepted when ready, we may transfer them to storage (which is to be deemed as delivery for invoice purposes). The customer accepts risks and will be charged at prevailing rates.

FREIGHT

Prices include freight charges, blanket-wrapped, dock delivered, from the manufacturing source to any location in the contiguous United States. Packing and/or crating are available, if required, upcharges apply.

CLAIMS

All furniture is given to the carrier and signed for in good condition. It is the responsibility of the receiver to sign for the goods in the presence of the carrier and note the condition in which they are received. Freight claims should be filed with the carrier.

WARRANTY

There are no express or implied warranties, conditions and obligations of the manufacturer, whether statutory or otherwise that extend beyond the description on the face hereof. Our furniture is made to the highest standard and is warranted free from defects of material and workmanship for five years from the date of delivery. During the warranty period we will repair or replace such merchandise as shall prove to be defective, during normal usage in accordance with manufacturer's specifications. The manufacturer shall not be liable for defect wholly attributable to normal manufacturing process. Replacement or repair of the Product shall be the sole remedy of the Customer, and the manufacturer shall not be liable for any direct, indirect, incidental, or consequential loss or damage suffered by the Customer by reason of any defect in workmanship or manufacture of the Product or inability to use the Product. Moreover, this warranty does not cover accidental damage, abuse, alteration, ordinary wear and tear of Goods, negligence and misuse nor variations over which we have no control such as heat or humidity or damage to which the Goods are connected that is not attributable to the failure of the goods themselves. This warranty is null and void when the product is installed with hardware other than that supplied and/or when installed differently than recommended in the installation guide. Modification to the product or hardware may result in failure of the product and cause damage and/or injury.

WOOD FINISHES

Nienkämper offers a wide variety of standard light finishes on cherry, mahogany and figured anagré wood veneers, and a clear natural finish on figured anagré, figured sycamore, maple, bird's eye maple and curly maple.

Light finishes do not mask the grain and other characteristics of each wood species. It is important to understand that pieces of the same type of wood will not look identical when a light finish is used. The appearance of the finish will also depend on the natural color of the veneer. Cherry darkens over time as the wood ages. Pin knots and gum pockets are inherent traits.

Wood is a naturally variable raw material; its variances are not within the furniture manufacturer's control and are therefore not considered defects under this warranty.