

nienkämper

MEETING TABLES

MAGPOWER COLLECTION



2026

Prices include freight charges, blanket wrapped, dock delivered, from the manufacturing source to any location in the contiguous United States. Packing and/or crating are available, if required, upcharges apply.

TABLE OF CONTENTS

Wood Veneer & Finishes	3
Wood Grain Plastic Laminate Surfaces	4
Colored Plastic Laminate Surfaces	5
Finger Print Resistant Plastic Laminate Surfaces	6
Powder Coat Color Options	7
Edge Options	8
System Overview	9
Integrated Leg Power Details	10
Typical Power and Charging Configurations	11-12
MagPower Photography	13
MAGPOWER™ - Rectangle Work Tables	14-23
MAGPOWER™ - Square Work Tables	24-27
MAGPOWER™ - Round Work Tables	28

VENEERS

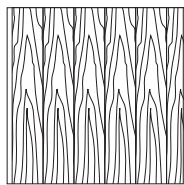
All wood surfaces are protected with a durable polyurethane clear lacquer with UV inhibitor. This finish is known for its exceptional durability, as well as abrasion, chemical, impact and scratch resistance. Standard sheen level is 45 degrees. Optional matte, 5, 10 and 35 degree sheen levels are available on request at no additional cost.

Wood Species	Order Code	Veneer/Stain	Upcharge
Maple	F-01	Natural Maple	No upcharge applies.
	F-02	Natural Curly Maple - Rotary Cut	Add 15%.
	F-03	Natural Bird's Eye Maple - Rotary Cut	Call Customer Service for pricing.
	F-04	Maple Stained Pear	No upcharge applies.
Cherry	F-05	Natural Cherry	No upcharge applies.
	F-06	Standard Cherry	No upcharge applies.
	F-07	Cherry Stained Amber	No upcharge applies.
	F-08	Cherry Stained Auburn	No upcharge applies.
	F-09	Cherry Stained Burgundy	No upcharge applies.
Mahogany	F-10	Light Mahogany	No upcharge applies.
	F-11	Medium Mahogany	No upcharge applies.
	F-12	Dark Mahogany	No upcharge applies.
	F-13	Red Mahogany	No upcharge applies.
Anagre	F-14	Natural Figured Anagre - Qtr. Cut Book-Match	Add 15%.
	F-15	Figured Anagre Stained Amber - Qtr. Cut Book-Match	Add 15%.
Sycamore	F-16	Natural Figured Sycamore - Qtr. Cut Book-Match	Add 15%.
Walnut	F-17	Burnt Walnut	No upcharge applies.
	F-19	Natural Walnut- Flat Cut Book-Match	No upcharge applies.
	F-19FM	Natural Walnut- Flat Cut Book-Match (matte sheen)	No upcharge applies.
	F-27F	Creamy Walnut- Flat Cut Book-Match (10° sheen)	No upcharge applies.
	F-27R	Creamy Walnut - Rift Cut Slip-Match (10° sheen)	Add 5%
	F-28	Tawny Walnut	No upcharge applies.
	F-31FM	Autumn Walnut- Flat Cut Book-Match (matte sheen)	No upcharge applies.
	F-31RM	Autumn Walnut - Rift Cut Slip-Match (matte sheen)	Add 5%
	Oak	F-18F	Natural White Oak - Flat Cut Book-Match (10° sheen)
F-18R		Natural White Oak - Rift Cut Slip-Match (10° sheen)	Add 5%
F-26		Charcoal Ash On Oak- Flat Cut Book- Match (10° sheen)	No upcharge applies.
F-29F		Smoky Oak - Flat Cut Book-Match	No upcharge applies.
F-29R		Smoky Oak - Rift Cut Slip-Match	Add 5%
F-29FM		Smoky Oak - Flat Cut Book-Match (matte sheen)	No upcharge applies.
F-29RM		Smoky Oak - Rift Cut Slip-Match (matte sheen)	Add 5%
F-30FM		Whisper White Oak - Flat Cut Book-Match (matte sheen)	No upcharge applies.
F-30RM		Whisper White Oak - Rift Cut Slip-Match (matte sheen)	Add 5%
F-32FM		Cotton White Oak - Flat Cut Book-Match (matte sheen)	No upcharge applies.
F-32RM	Cotton White Oak - Rift Cut Slip-Match (matte sheen)	Add 5%	
Sapele – Ribbon Stripe	F-20	Natural Ribbon Strip Sapele - Qtr. Cut Slip-Match	No upcharge applies.
Moabi (Cherry substitute)	F-21	Natural Moabi - Quarter - Qtr. Cut Book-Match	No upcharge applies.
Cape Coast Walnut	F-22	Dark Cape Coast Walnut - Qtr. Cut Slip-Match	No upcharge applies.
	F-23	Natural Cape Coast Walnut - Qtr. Cut Slip-Match	No upcharge applies.
	F-23	Natural Cape Coast Walnut - Qtr. Cut Slip-Match	No upcharge applies.
Ash	F-25	Slate Gray Ash - Qtr. Cut Slip-Match	No upcharge applies.

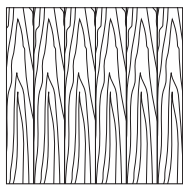
VENEER GRAIN OPTIONS

Nienkämper products utilize the best quality veneers available, and, combined with Nienkämper's patented veneering systems, create work environments of incredible quality and beauty.


All veneer furniture comes standard with flat cut book-match veneer; flat cut slip-match veneer can also be specified. Quarter cut slip-match and quarter cut book-match veneers are available at a 5% upcharge. Figured Anagre and Figured Sycamore veneers are Quarter cut book-matched. Bird's Eye Maple and Curly Maple are rotary cut. Facet Edge, Taper edge, Flowform, Camber and Self edge tops with veneer are manufactured with a solid wood edge. All edges are then veneer wrapped to create a seamless profile top.




Standard V1
Flat Cut Book-Match



Flat Cut Slip-Match V2



Quarter Cut Slip-Match V3
Add 5%



Quarter Cut Book-Match V4
Add 5%

P-LAM

Wood grain plastic laminate surfaces are available on table tops with Facet, Taper and Self edges.

These tops are manufactured with a solid wood edge that is applied prior to the laminate top surface. This method conceals the thickness of the wood edge, while providing the durability required. Wood edges are selected that most closely resemble both the species and the color of the laminate chosen

Nienkämper has pre-selected a number of standard wood grain plastic laminates that represent a cross section of both color and species. Simply include the order code with the model number to make these selections. Alternatively wood grain plastic laminates selected outside of Nienkämper's standard selection can be made by specifying the manufacturer as well as the description and model number of the laminate at the time of order.

Wood Grain Plastic Laminate Surfaces	Order Code	Manufacturer #	Finish
Hardrock Maple	WL2	Pionite WM791-SD	Textured/Suede
Monticello Maple	WL5	Wilsonart 7925-38	Fine Velvet Texture
Fusion Maple	WL13	Wilsonart 7909-60	Matte
New Age Oak	WL14	Wilsonart 7938-38	Fine Velvet Texture
Wild Cherry	WL18	Wilsonart 7054-60	Matte
River Cherry	WL19	Wilsonart 7937-38	Fine Velvet Texture
Montana Walnut	WL20	Wilsonart 7110T-78	Fine Grain
Skyline Walnut	WL26	Wilsonart 7964K-12	Soft Grain
Continental Walnut	WL-29	Wilsonart 8232K-05	Timbergrain
Neo Walnut	WL-30	Wilsonart 7991-38	Fine Velvet Texture
Walnut Heights	WL-31	Wilsonart 7965K-12	Soft Grain
Grayed Oak	WL-32	Formica 5791-PG	Pure Grain Texture
Millennium Oak	WL-33	Formica 5887-58	Matte
Aged Ash	WL-34	Formica 8844-WR	Woodbrush
Lowell Ash	WL-35	Wilsonart 7994-38	Fine Velvet Texture
Natural Ash	WL-36	Formica 8843-WR	Woodbrush
Norwegian Ash	WL-37	Wilsonart 8241-38	Fine Velvet Texture
Weathered Ash	WL-38	Formica 8842-WR	Woodbrush
Smoky Brown Pear	WL-39	Formica 5488-26	Oiled Wood
Studio Teak	WL-40	Wilsonart 7960K-18	Linearity
Fawn Cypress	WL-41	Wilsonart 8208K-16	Casual Rustic
Landmark Wood	WL-42	Wilsonart 7981K-12	Soft Grain
Natural Cerise	WL-43	Formica 8863-58	Matte
Natural Recon	WL-44	Wilsonart 7996-38	Fine Velvet Texture
Pecan Woodline	WL-45	Formica 5883-58	Matte

To specify the wood grain laminate required simply add the Order Code WL_ to the model number of the product.

Samples and specific technical data is available from your local sales representative or by contacting Nienkämper's Customer Service department at **800.668.9318**.

P-LAM

COLORED P-LAM


Both Taper and Self edge profiles are available with a colored laminate top.

Laminate edging on Taper tops. Edging will match the top surface and is applied before the surface laminate. By applying the laminate in this way, the seam is positioned horizontally, which makes it much less conspicuous and more durable.


Wood edging on Self and Taper Edge tops are applied before the laminate. By applying the wood edge in this way, the wood edge thickness is concealed, while providing the durability required. Wood species and finishes for edging can be selected from page 8.

For laminates specified outside of Nienkämper’s standard selection, specify the manufacturer as well as the description and model number of the laminate selected at the time of order. For Facet edge tops, the laminate must be a post-forming grade.

Translucent edging on Self and Taper edge tops is applied after the surface laminate. The translucent edge is very durable. Clear translucent edge provides a good match with most white-colored laminates, while a silver translucent edge provides a metallic look and contrast to colored plastic laminates.




P-Lam top & Self edge



P-Lam top & Translucent Self edge



Wood Grain P-Lam top & silver Translucent Self edge



P-Lam top & solid wood Facet edge

*An unavoidable, thin dark line will be visible when specifying a matching p.lam edge. This is more pronounced with light colored laminates

Colored Plastic Laminates Surface	Order Code	Manufacturer #	Finish
Gray (Nienkämper - Light Gray/Putty)	CL-01	Wilsonart 1500-60	Matte
Platinum Gray (Nienkämper - Medium Gray/Clay)	CL-02	Nevamar S6023T	Textured
Slate Grey (Nienkämper - Dark Gray)	CL-03	Wilsonart D91-60	Matte
Black	CL-04	Wilsonart 1595-60	Matte
Angel White	CL-05	Pionite SW-826SD	Textured/ Suede
Frosty White	CL-06	Wilsonart 1573-60	Matte
White (for writable surface)	Contact customer service for details 800.668.9318		Gloss

Add the order code behind the edge profile when specifying.

P-LAM

FINGERPRINT RESISTANT P-LAM

Fingerprint Resistant Plastic Laminate is an innovative material created for interior design applications and is suitable for both vertical and horizontal interior applications on our Nienkämper furniture.

The external surface of Fingerprint Resistant Plastic Laminate involves the use of nanotechnology made possible by next generation acrylic resins.

The unique composition offers extraordinary features coupled with a unique user experience. These include an ultra matte surface (eliminating glare), an ultra sofa feel, an anti-fingerprint surface, thermal healing of micro-scratches, increased durability as well as anti-bacterial and mold-resistant properties.

Edgeband matching all Fingerprint Resistant Plastic Laminate colors is only available when specifying a Taper edge. For Self edge tops 1" and 1 1/4" thick, matching edgeband are only available in Black (RL-01) and White (RL-03). When a matching edgeband is not available, the specified surface laminate is used on the edge. **Contact Customer Service for more details 800.668-9318.**

There is a 20% upcharge on our standard plastic laminate table pricing for Fingerprint Resistant Plastic Laminate.

Colored "Fingerprint Resistant" Plastic Laminate Surface	Order Code	Finish
Black	RL-01	Matte
Gray	RL-02	Matte
White	RL-03	Matte
Sand	RL-04	Matte
Brown	RL-05	Matte
Clay	RL-06	Matte
Beige	RL-07	Matte
Ash	RL-08	Matte
Smoke	RL-09	Matte

Edgeband to Match with Colored "Fingerprint Resistant" Plastic Laminate	Thickness	Order Code
Black	3/4", 1", 1-1/4"	RE-01
Gray	3/4"	RE-02
White	3/4", 1", 1-1/4"	RE-03
Sand	3/4"	RE-04
Brown	3/4"	RE-05
Clay	3/4"	RE-06
Beige	3/4"	RE-07
Ash	3/4"	RE-08
Smoke	3/4"	RE-09

Powder Coat Paint Finish

Powder coat paint is a premium finish used for its exceptional durability and refined appearance. Applied as a dry powder and cured under heat, it forms a tough, uniform surface that resists chipping, scratching, and fading—ideal for commercial environments. Nienkämper offers a curated palette of 18 color variations to suit any project.



PC-01 Nienkämper Silver




PC-02 Champagne



PC-03 Light Bronze




PC-04 Standard (Dark) Bronze



PC-05 Metallic Silver




PC-06 Black Jack



PC-07 Warm White



PC-09 Red




PC-12 Cool White



PC-14 Pure Orange




PC-16 Lime



PC-17 Sky Blue




PC-18 Cobalt Blue




PC-22 Charcoal Gray (Matte)




PC-24 Matte Red Clay




PC-25 Cream



PC-26 Mulberry (Matte)



PC-27 Forest Green (Matte)



PC-28 Mustard (Matte)

EDGE OPTIONS



Self Edge with solid wood edge - 1" Thick



Self Edge with matching edge band - 1" thick



Self Edge with plastic laminate edge - 1" thick



Self Edge with exposed plywood edge - 1" thick



Taper Edge 25deg - 1" Thick



Taper Edge with exposed plywood edge 25deg - 1" Thick

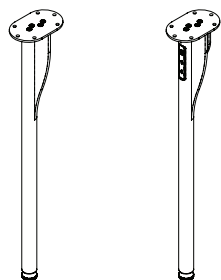
MAGPOWER COLLECTION™

System Overview Design - Carl Gustav Magnusson

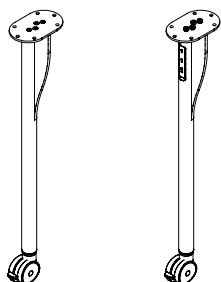
MagPower is a flexible family of mobile and stationary multi-purpose tables designed to support focused work, small group collaboration, and diverse training environments. This dynamic modular system delivers a clean, clutter-free surface and an integrated charging solution—without the need for hard wiring. Reimagine power and connectivity with the most adaptable table collection for today's commercial spaces.

Description

Leg with Glide



Leg with Caster



Standard Features:

- Leg construction is available in solid wood (ash, white oak, and walnut) as well as high-grade die cast aluminum.
- Wood legs are available in all standard Nienkämper stains and finishes.
- Aluminum legs are available in a variety of powder coat finishes and mirror polish.
- Leg diameter is 1 3/4" and offered in lengths to accommodate a table height of 29".
- Legs on glides include an articulating leveler with 1" leveling.
- Locking 3" casters are offered for mobile tables. Casters and accent details are offered in two standard colors- black for legs that are Walnut, Charcoal and Black. Silver for legs that are Oak, Ash, Nienkämper Silver, White and Polished.
- A leg-integrated MagPower unit can be added to both wood and aluminum legs, whether equipped with glides or casters.

Note: All tables are standard with 4 **non-powered** legs. Integrated power units are specified separately at time of order. See page 10-13 for details.

Corner Styles:



90° Corner
Compatible with: solid wood, p.lam, edge band, exposed plywood edges



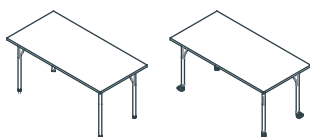
4" Radius Corner
compatible with: solid wood, p.lam, edge band, exposed plywood edges



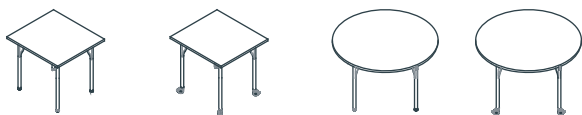
1" Radius Corner
compatible with: exposed plywood edge only

Table Styles

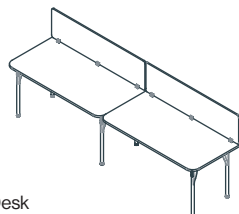
Rectangular Work Tables



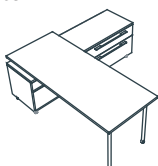
Square and Round Work Tables



Benching Tables



Desk



*For benching and desk information please contact customer service at **800.668.9318**

Leg Finishes:

Aluminum



PC-12
Cool White



PC-01
Nienkämper
Silver



PC-22
Charcoal



PC-06
Black

Aluminum



AL-07
Mirror

Wood



White
Oak



Ash



Walnut

Power / Connectivity:



Leg integrated
MagPower



Vox® SIMPLE Forum



Vox® SIMPLE PopUp



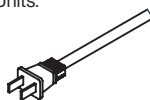
Vox® SIMPLE Dean



Vox® SIMPLE Finch
- Edge Mount


Standard plug in power:

SIMPLE Forums & Leg Integrated Units.



Rechargeable Power

Leg Integrated Units only.



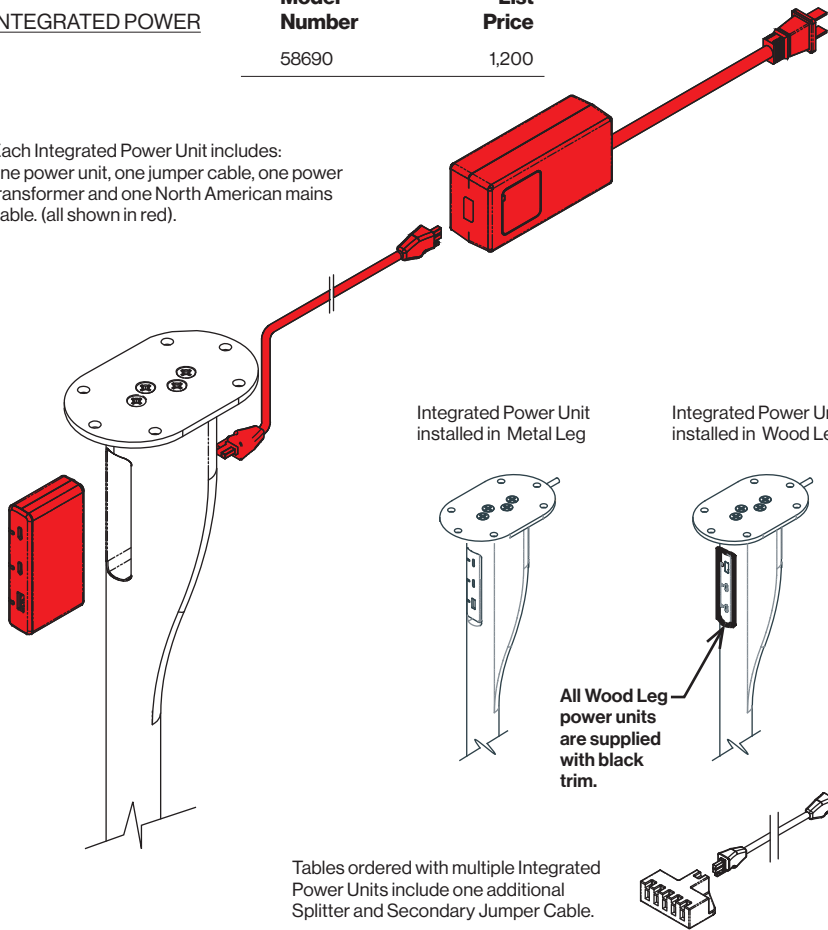
MAGPOWER COLLECTION™

INTEGRATED LEG POWER DETAILS Design - Carl Gustav Magnusson

INTEGRATED POWER

Model Number	List Price
58690	1,200

Each Integrated Power Unit includes: one power unit, one jumper cable, one power transformer and one North American mains cable. (all shown in red).



Integrated Power Unit Features:

- One USB Type-A port (output 7.5 W)
- Two USB Type-C ports (output 50 W if one port is used; 25 W each if both ports are used).
- Color: White
- Units mount securely within the MagPower leg.
- Wood leg installations include a decorative black trim.
- LED diodes indicate either charging or that an active device is connected.
- Powered legs come standard with power unit, power supply, transformer mounting bracket, 70" mains cable and jumper cable.
- Battery pack and jumper cable is available as an add on feature.

Battery Features:

- Compact unit for easy handling and installation.
- High quality, rechargeable Li-ion battery cells.
- Battery alarm (audio) when charging is needed.
- Battery charging indicator (LED light bars) indicating the capacity level.
- Thermal switch protection, over-current protection.
- Color: black
- Battery capacity: 2.15 Ah / 52 Wh
- Nominal voltage: 24 V DC
- Discharge current: 9 A (max)
- Maximum charging voltage: 40 V DC
- Charging current: 0.5 A

Note:

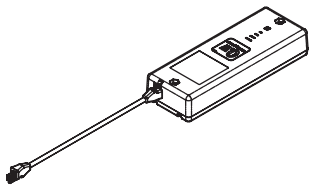
Batteries arrive on site pre-charged but it is recommended that a full charge is given before use. All batteries whether in use or not, must be charged every 6 months to avoid damage and or reduced performance.

Charging:

- Battery easily charged with standard transformer and mains cable.
- Up to 5 batteries can be charged with the use of a charge splitter, jumper cables, standard transformer and mains cable.
- Batteries can be charged while installed in table or easily removed (without the use of tools) for charging in remote location.
- See page 11 for battery charging configuration details.

BATTERY PACK

Model Number	List Price
58691	1,005

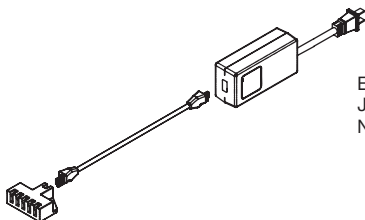


Each Battery Pack includes: One Battery and one Jumper Cable.

Single Battery Pack uses Jumper Cable, Power Transformer and Mains Cable supplied with Leg Power Unit

MULTI-BATTERY CHARGING KIT

Model Number	List Price
58692	440



Each Battery Pack includes: one Splitter, one Jumper Cable, one Power Transformer and one North American Main Cable.

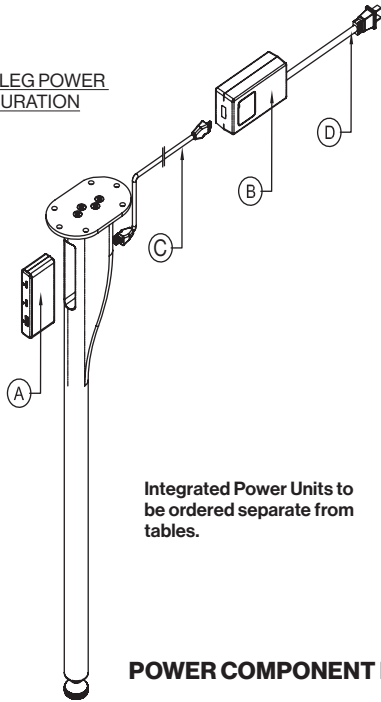


MAGPOWER COLLECTION™

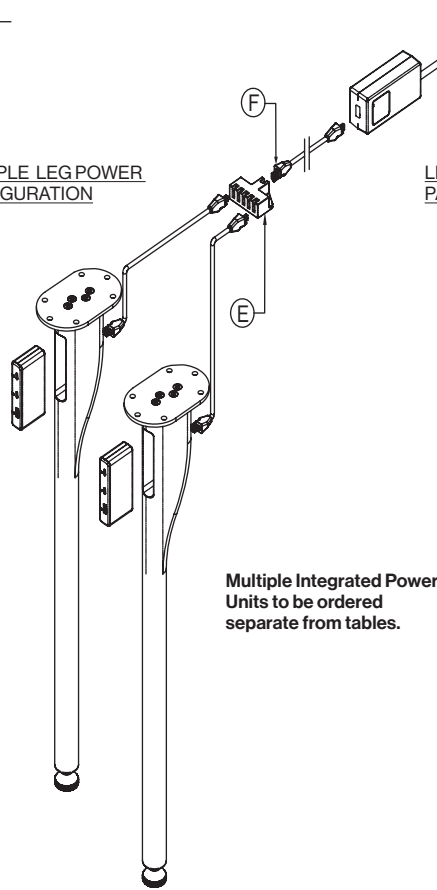
TYPICAL POWER & CHARGING CONFIGURATIONS Design - Carl Gustav Magnusson

Power Options:

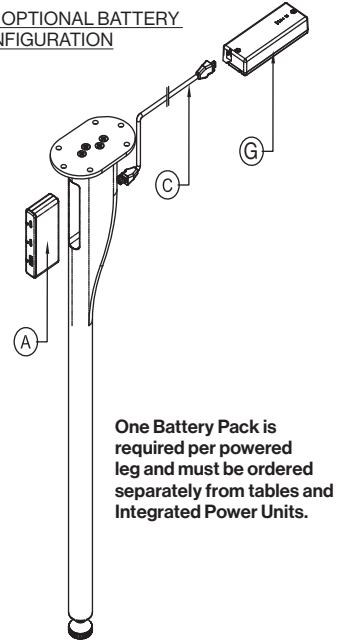
SINGLE LEG POWER CONFIGURATION



MULTIPLE LEG POWER CONFIGURATION



LEG WITH OPTIONAL BATTERY PACK CONFIGURATION

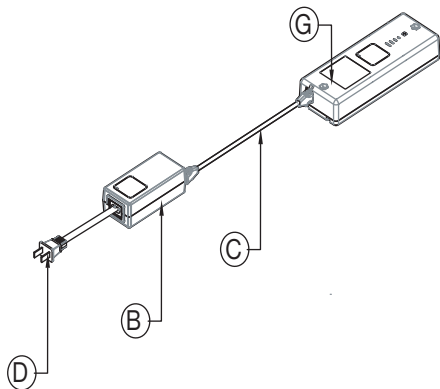


POWER COMPONENT LEGEND

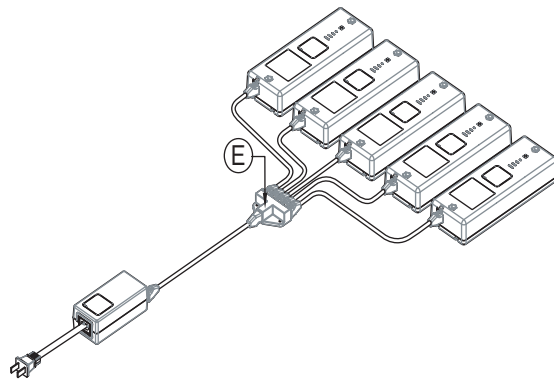
- A- Power Unit
- B- Power Transformer
- C- Jumper Cable
- D- Mains Cable (North American)
- E- Splitter
- F- Secondary Jumper Cable
- G- Battery Pack

Charging Station Options:

SINGLE BATTERY CHARGING



MULTIPLE BATTERY CHARGING

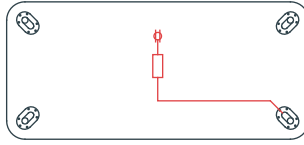


MAGPOWER COLLECTION™

TYPICAL POWER & CHARGING CONFIGURATIONS Design - Carl Gustav Magnusson

TABLE ON LEVELER POWER OPTIONS

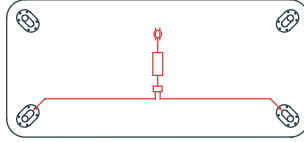
Typical for stationary tables
All equipment mounted under top



1 MagPower Leg

- 1- Power Unit
- 1- 1800mm Jumper Cable
- 1- Power Transformer

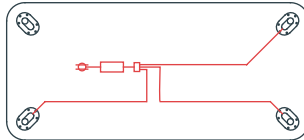
1- North American Mains Cable



2 MagPower Legs

- 2- Power Units
- 2- 1800mm Jumper Cables
- 1- Power Transformer
- 1- 200mm Jumper Cable

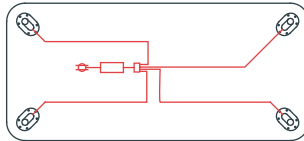
1- North American Mains Cable
1- Splitter



3 MagPower Legs

- 3- Power Units
- 3- 1800mm Jumper Cables
- 1- Power Transformer
- 1- 200mm Jumper Cable

1- North American Mains Cable
1- Splitter



4 MagPower Legs

- 4- Power Units
- 4- 1800mm Jumper Cables
- 1- Power Transformer
- 1- 200mm Jumper Cable

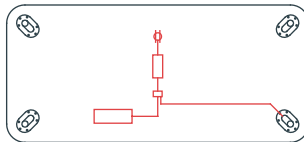
1- North American Mains Cable
1- Splitter

TABLE ON CASTER POWER OPTIONS A

Typical for mobile tables that are generally plugged into building power but occasionally are required to be wireless.

All equipment mounted under top, battery charges when table is plugged in.

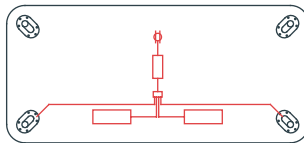
*Jumper cables must be switched from Splitter to Legs for wireless operation.



1 MagPower Leg with Battery

- 1- Power Unit
- 1- 1800mm Jumper Cable
- 1- Power Transformer
- 2- 200mm Jumper Cables

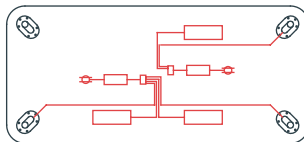
1- North American Mains Cable
1- Splitter
1- Battery



2 MagPower Legs with Batteries

- 2- Power Units
- 2- 1800mm Jumper Cables
- 1- Power Transformer
- 1- North American Mains Cable

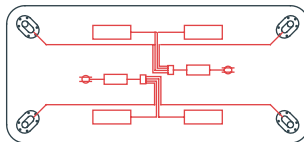
1- Splitter
3- 200mm Jumper Cable
2- Batteries



3 MagPower Legs with Batteries

- 3- Power Units
- 3- 1800mm Jumper Cables
- 2- Power Transformers
- 2- North American Mains Cables

2- Splitters
5- 200mm Jumper Cable
3- Batteries



4 MagPower Legs with Batteries

- 4- Power Units
- 4- 1800mm Jumper Cables
- 2- Power Transformers
- 2- North American Mains Cables

2- Splitters
6- 200mm Jumper Cable
4- Batteries

TABLES ON CASTERS POWER OPTIONS B

Typical for mobile tables that are always required to be wireless. Batteries are removed from table and charged elsewhere.



1-4 MagPower Legs with Batteries

Same components as above battery models but shown with simplified installation. *Battery packs are supplied with mounting plate that allows units to be easily removed without tools

MAGPOWER COLLECTION™

PHOTOGRAPHY Design - Carl Gustav Magnusson



MAGPOWER COLLECTION™

RECTANGULAR WORK TABLES WITH LEVELERS Design - Carl Gustav Magnusson



4 Metal Legs
on Levelers



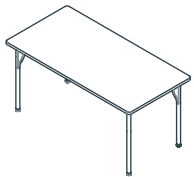
4 Wood Legs
on Levelers

Tops are 1" Thick

MAGPOWER RECTANGLE 24" D 90° corner



90° CORNER



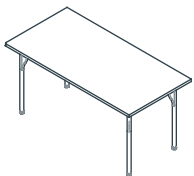
L" x	D" x	H"	Top Finish	Model Number	List Price	Model Number	List Price
30	24	29	Wood	58101/2ML	2,515	58101/2WL	2,645
30	24	29	P-Lam	58101/5ML	2,370	58101/5WL	2,500
36	24	29	Wood	58102/2ML	2,620	58102/2WL	2,750
36	24	29	P-Lam	58102/5ML	2,415	58102/5WL	2,550
42	24	29	Wood	58103/2ML	2,740	58103/2WL	2,870
42	24	29	P-Lam	58103/5ML	2,485	58103/5WL	2,610
48	24	29	Wood	58104/2ML	2,940	58104/2WL	3,075
48	24	29	P-Lam	58104/5ML	2,615	58104/5WL	2,750
54	24	29	Wood	58105/2ML	3,065	58105/2WL	3,190
54	24	29	P-Lam	58105/5ML	2,710	58105/5WL	2,835
60	24	29	Wood	58106/2ML	3,185	58106/2WL	3,310
60	24	29	P-Lam	58106/5ML	2,760	58106/5WL	2,890
66	24	29	Wood	58107/2ML	3,310	58107/2WL	3,445
66	24	29	P-Lam	58107/5ML	2,830	58107/5WL	2,965
72	24	29	Wood	58108/2ML	3,440	58108/2WL	3,565
72	24	29	P-Lam	58108/5ML	2,890	58108/5WL	3,015
78	24	29	Wood	58109/2ML	3,560	58109/2WL	3,690
78	24	29	P-Lam	58109/5ML	2,950	58109/5WL	3,085
84	24	29	Wood	58110/2ML	3,695	58110/2WL	3,820
84	24	29	P-Lam	58110/5ML	3,015	58110/5WL	3,145

MAGPOWER SOFT RECTANGLE - 24" D 1" radius corner



1" RAD. CORNER

ONLY AVAILABLE
WHEN EXPOSED
PLYWOOD EDGE IS
SPECIFIED



L" x	D" x	H"	Top Finish	Model Number	List Price	Model Number	List Price
36	24	29	Wood	58112/2ML	2,695	58112/2WL	2,825
36	24	29	P-Lam	58112/5ML	2,485	58112/5WL	2,615
42	24	29	Wood	58113/2ML	2,815	58113/2WL	2,950
42	24	29	P-Lam	58113/5ML	2,550	58113/5WL	2,680
48	24	29	Wood	58114/2ML	3,015	58114/2WL	3,150
48	24	29	P-Lam	58114/5ML	2,685	58114/5WL	2,825
54	24	29	Wood	58115/2ML	3,140	58115/2WL	3,275
54	24	29	P-Lam	58115/5ML	2,780	58115/5WL	2,910
60	24	29	Wood	58116/2ML	3,270	58116/2WL	3,395
60	24	29	P-Lam	58116/5ML	2,835	58116/5WL	2,965
66	24	29	Wood	58117/2ML	3,395	58117/2WL	3,530
66	24	29	P-Lam	58117/5ML	2,900	58117/5WL	3,040
72	24	29	Wood	58118/2ML	3,525	58118/2WL	3,655
72	24	29	P-Lam	58118/5ML	2,965	58118/5WL	3,100
78	24	29	Wood	58119/2ML	3,650	58119/2WL	3,790
78	24	29	P-Lam	58119/5ML	3,025	58119/5WL	3,165
84	24	29	Wood	58120/2ML	3,795	58120/2WL	3,920
84	24	29	P-Lam	58120/5ML	3,100	58120/5WL	3,225

MAGPOWER COLLECTION™

RECTANGULAR WORK TABLES WITH LEVELERS Design - Carl Gustav Magnusson



4 Metal Legs
on Levelers



4 Wood Legs
on Levelers

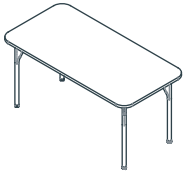
Tops are 1" Thick

MAGPOWER SOFT RECTANGLE - 24" D

4" radius corner



4" RAD. CORNER

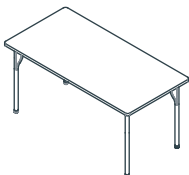


L" x	D" x	H"	Top Finish	Model Number	List Price	Model Number	List Price
30	24	29	Wood	58121/2ML	2,650	58121/2WL	2,785
30	24	29	P-Lam	58121/5ML	2,490	58121/5WL	2,635
36	24	29	Wood	58122/2ML	2,760	58122/2WL	2,895
36	24	29	P-Lam	58122/5ML	2,550	58122/5WL	2,685
42	24	29	Wood	58123/2ML	2,885	58123/2WL	3,025
42	24	29	P-Lam	58123/5ML	2,615	58123/5WL	2,745
48	24	29	Wood	58124/2ML	3,100	58124/2WL	3,230
48	24	29	P-Lam	58124/5ML	2,750	58124/5WL	2,895
54	24	29	Wood	58125/2ML	3,220	58125/2WL	3,355
54	24	29	P-Lam	58125/5ML	2,855	58125/5WL	2,980
60	24	29	Wood	58126/2ML	3,350	58126/2WL	3,480
60	24	29	P-Lam	58126/5ML	2,910	58126/5WL	3,040
66	24	29	Wood	58127/2ML	3,480	58127/2WL	3,625
66	24	29	P-Lam	58127/5ML	2,975	58127/5WL	3,120
72	24	29	Wood	58128/2ML	3,620	58128/2WL	3,745
72	24	29	P-Lam	58128/5ML	3,040	58128/5WL	3,180
78	24	29	Wood	58129/2ML	3,740	58129/2WL	3,880
78	24	29	P-Lam	58129/5ML	3,105	58129/5WL	3,240
84	24	29	Wood	58130/2ML	3,885	58130/2WL	4,020
84	24	29	P-Lam	58130/5ML	3,180	58130/5WL	3,310

MAGPOWER RECTANGLE 30" D 90° corner



90° CORNER



L" x	D" x	H"	Top Finish	Model Number	List Price	Model Number	List Price
36	30	29	Wood	58132/2ML	2,805	58132/2WL	2,935
36	30	29	P-Lam	58132/5ML	2,495	58132/5WL	2,620
42	30	29	Wood	58133/2ML	2,920	58133/2WL	3,045
42	30	29	P-Lam	58133/5ML	2,565	58133/5WL	2,695
48	30	29	Wood	58134/2ML	3,160	58134/2WL	3,285
48	30	29	P-Lam	58134/5ML	2,725	58134/5WL	2,855
54	30	29	Wood	58135/2ML	3,320	58135/2WL	3,445
54	30	29	P-Lam	58135/5ML	2,795	58135/5WL	2,925
60	30	29	Wood	58136/2ML	3,450	58136/2WL	3,585
60	30	29	P-Lam	58136/5ML	2,880	58136/5WL	3,005
66	30	29	Wood	58137/2ML	3,615	58137/2WL	3,745
66	30	29	P-Lam	58137/5ML	2,965	58137/5WL	3,090
72	30	29	Wood	58138/2ML	3,770	58138/2WL	3,900
72	30	29	P-Lam	58138/5ML	3,040	58138/5WL	3,170
78	30	29	Wood	58139/2ML	3,920	58139/2WL	4,045
78	30	29	P-Lam	58139/5ML	3,115	58139/5WL	3,240
84	30	29	Wood	58140/2ML	4,070	58140/2WL	4,200
84	30	29	P-Lam	58140/5ML	3,200	58140/5WL	3,340

MAGPOWER COLLECTION™

RECTANGULAR WORK TABLES WITH LEVELERS Design - Carl Gustav Magnusson



4 Metal Legs
on Levelers



4 Wood Legs
on Levelers

Tops are 1" Thick

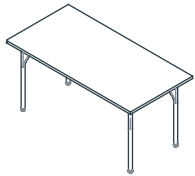
MAGPOWER SOFT RECTANGLE - 30" D

1" radius corner



1" RAD. CORNER

ONLY AVAILABLE
WHEN EXPOSED
PLYWOOD EDGE IS
SPECIFIED



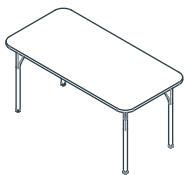
L" x	D" x	H"	Top Finish	Model Number	List Price	Model Number	List Price
36	30	29	Wood	58142/2ML	2,880	58142/2WL	3,010
36	30	29	P-Lam	58142/5ML	2,565	58142/5WL	2,695
42	30	29	Wood	58143/2ML	2,995	58143/2WL	3,125
42	30	29	P-Lam	58143/5ML	2,625	58143/5WL	2,760
48	30	29	Wood	58144/2ML	3,235	58144/2WL	3,375
48	30	29	P-Lam	58144/5ML	2,800	58144/5WL	2,925
54	30	29	Wood	58145/2ML	3,400	58145/2WL	3,530
54	30	29	P-Lam	58145/5ML	2,865	58145/5WL	3,000
60	30	29	Wood	58146/2ML	3,545	58146/2WL	3,675
60	30	29	P-Lam	58146/5ML	2,950	58146/5WL	3,085
66	30	29	Wood	58147/2ML	3,705	58147/2WL	3,845
66	30	29	P-Lam	58147/5ML	3,040	58147/5WL	3,170
72	30	29	Wood	58148/2ML	3,870	58148/2WL	4,000
72	30	29	P-Lam	58148/5ML	3,120	58148/5WL	3,245
78	30	29	Wood	58149/2ML	4,020	58149/2WL	4,150
78	30	29	P-Lam	58149/5ML	3,195	58149/5WL	3,330
84	30	29	Wood	58150/2ML	4,170	58150/2WL	4,315
84	30	29	P-Lam	58150/5ML	3,285	58150/5WL	3,430

MAGPOWER SOFT RECTANGLE - 30" D

4" radius corner



4" RAD. CORNER



L" x	D" x	H"	Top Finish	Model Number	List Price	Model Number	List Price
36	30	29	Wood	58132/2ML	2,955	58132/2WL	3,090
36	30	29	P-Lam	58132/5ML	2,625	58132/5WL	2,760
42	30	29	Wood	58133/2ML	3,075	58133/2WL	3,210
42	30	29	P-Lam	58133/5ML	2,700	58133/5WL	2,835
48	30	29	Wood	58134/2ML	3,325	58134/2WL	3,455
48	30	29	P-Lam	58134/5ML	2,870	58134/5WL	3,000
54	30	29	Wood	58135/2ML	3,490	58135/2WL	3,625
54	30	29	P-Lam	58135/5ML	2,940	58135/5WL	3,080
60	30	29	Wood	58136/2ML	3,630	58136/2WL	3,770
60	30	29	P-Lam	58136/5ML	3,030	58136/5WL	3,165
66	30	29	Wood	58137/2ML	3,805	58137/2WL	3,940
66	30	29	P-Lam	58137/5ML	3,120	58137/5WL	3,245
72	30	29	Wood	58138/2ML	3,965	58138/2WL	4,105
72	30	29	P-Lam	58138/5ML	3,200	58138/5WL	3,335
78	30	29	Wood	58139/2ML	4,125	58139/2WL	4,255
78	30	29	P-Lam	58139/5ML	3,280	58139/5WL	3,410
84	30	29	Wood	58140/2ML	4,280	58140/2WL	4,425
84	30	29	P-Lam	58140/5ML	3,375	58140/5WL	3,515

MAGPOWER COLLECTION™

RECTANGULAR WORK TABLES WITH LEVELERS Design - Carl Gustav Magnusson



4 Metal Legs
on Levelers



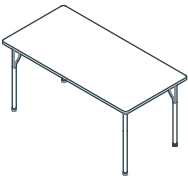
4 Wood Legs
on Levelers

Tops are 1" Thick

MAGPOWER RECTANGLE 36" D 90° corner



90° CORNER



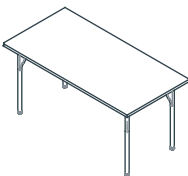
L" x	D" x	H"	Top Finish	Model Number	List Price	Model Number	List Price
30	36	29	Wood	58161/2ML	2,805	58161/2WL	2,935
30	36	29	P-Lam	58161/5ML	2,495	58161/5WL	2,620
42	36	29	Wood	58163/2ML	3,115	58163/2WL	3,245
42	36	29	P-Lam	58163/5ML	2,645	58163/5WL	2,775
48	36	29	Wood	58164/2ML	3,375	58164/2WL	3,505
48	36	29	P-Lam	58164/5ML	2,820	58164/5WL	2,950
54	36	29	Wood	58165/2ML	3,560	58165/2WL	3,695
54	36	29	P-Lam	58165/5ML	2,915	58165/5WL	3,040
60	36	29	Wood	58166/2ML	3,740	58166/2WL	3,870
60	36	29	P-Lam	58166/5ML	3,010	58166/5WL	3,145
66	36	29	Wood	58167/2ML	3,915	58167/2WL	4,040
66	36	29	P-Lam	58167/5ML	3,110	58167/5WL	3,235
72	36	29	Wood	58168/2ML	4,090	58168/2WL	4,220
72	36	29	P-Lam	58168/5ML	3,195	58168/5WL	3,325
78	36	29	Wood	58169/2ML	4,275	58169/2WL	4,400
78	36	29	P-Lam	58169/5ML	3,285	58169/5WL	3,420
84	36	29	Wood	58170/2ML	4,460	58170/2WL	4,585
84	36	29	P-Lam	58170/5ML	3,375	58170/5WL	3,500

MAGPOWER SOFT RECTANGLE - 36" D 1" radius corner



1" RAD. CORNER

ONLY AVAILABLE
WHEN EXPOSED
PLYWOOD EDGE IS
SPECIFIED



L" x	D" x	H"	Top Finish	Model Number	List Price	Model Number	List Price
30	36	29	Wood	58171/2ML	2,880	58171/2WL	3,010
30	36	29	P-Lam	58171/5ML	2,565	58171/5WL	2,695
42	36	29	Wood	58173/2ML	3,195	58173/2WL	3,335
42	36	29	P-Lam	58173/5ML	2,715	58173/5WL	2,850
48	36	29	Wood	58174/2ML	3,455	58174/2WL	3,595
48	36	29	P-Lam	58174/5ML	2,890	58174/5WL	3,025
54	36	29	Wood	58175/2ML	3,650	58175/2WL	3,795
54	36	29	P-Lam	58175/5ML	2,990	58175/5WL	3,120
60	36	29	Wood	58176/2ML	3,840	58176/2WL	3,965
60	36	29	P-Lam	58176/5ML	3,090	58176/5WL	3,225
66	36	29	Wood	58177/2ML	4,015	58177/2WL	4,140
66	36	29	P-Lam	58177/5ML	3,190	58177/5WL	3,325
72	36	29	Wood	58178/2ML	4,190	58178/2WL	4,330
72	36	29	P-Lam	58178/5ML	3,280	58178/5WL	3,405
78	36	29	Wood	58179/2ML	4,380	58179/2WL	4,515
78	36	29	P-Lam	58179/5ML	3,375	58179/5WL	3,510
84	36	29	Wood	58180/2ML	4,575	58180/2WL	4,700
84	36	29	P-Lam	58180/5ML	3,455	58180/5WL	3,590

MAGPOWER COLLECTION™

RECTANGULAR WORK TABLES WITH LEVELERS Design - Carl Gustav Magnusson



4 Metal Legs
on Levelers



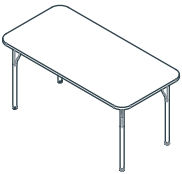
4 Wood Legs
on Levelers

Tops are 1" Thick

MAGPOWER SOFT RECTANGLE - 36" D 4" radius corner



4" RAD. CORNER



L" x	D" x	H"	Top Finish	Model Number	List Price	Model Number	List Price
30	36	29	Wood	58181/2ML	2,955	58181/2WL	3,090
30	36	29	P-Lam	58181/5ML	2,625	58181/5WL	2,760
42	36	29	Wood	58183/2ML	3,275	58183/2WL	3,420
42	36	29	P-Lam	58183/5ML	2,785	58183/5WL	2,920
48	36	29	Wood	58184/2ML	3,550	58184/2WL	3,690
48	36	29	P-Lam	58184/5ML	2,965	58184/5WL	3,105
54	36	29	Wood	58185/2ML	3,740	58185/2WL	3,885
54	36	29	P-Lam	58185/5ML	3,070	58185/5WL	3,200
60	36	29	Wood	58186/2ML	3,935	58186/2WL	4,070
60	36	29	P-Lam	58186/5ML	3,170	58186/5WL	3,310
66	36	29	Wood	58187/2ML	4,120	58187/2WL	4,245
66	36	29	P-Lam	58187/5ML	3,275	58187/5WL	3,405
72	36	29	Wood	58188/2ML	4,300	58188/2WL	4,440
72	36	29	P-Lam	58188/5ML	3,360	58188/5WL	3,495
78	36	29	Wood	58189/2ML	4,490	58189/2WL	4,635
78	36	29	P-Lam	58189/5ML	3,455	58189/5WL	3,605
84	36	29	Wood	58190/2ML	4,690	58190/2WL	4,820
84	36	29	P-Lam	58190/5ML	3,550	58190/5WL	3,685

MAGPOWER COLLECTION™

RECTANGULAR WORK TABLES WITH CASTERS

Design - Carl Gustav Magnusson



4 Metal Legs
on Casters



4 Wood Legs
on Casters

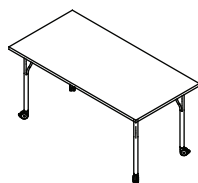
Tops are 1" Thick

MAGPOWER RECTANGLE

24" D 90° corner



90° CORNER



L" x	D" x	H"	Top Finish	Model Number	List Price	Model Number	List Price
30	24	29	Wood	58101/2MC	2,785	58101/2WC	2,915
30	24	29	P-Lam	58101/5MC	2,635	58101/5WC	2,770
36	24	29	Wood	58102/2MC	2,890	58102/2WC	3,015
36	24	29	P-Lam	58102/5MC	2,695	58102/5WC	2,820
42	24	29	Wood	58103/2MC	3,005	58103/2WC	3,140
42	24	29	P-Lam	58103/5MC	2,750	58103/5WC	2,880
48	24	29	Wood	58104/2MC	3,210	58104/2WC	3,340
48	24	29	P-Lam	58104/5MC	2,885	58104/5WC	3,015
54	24	29	Wood	58105/2MC	3,330	58105/2WC	3,455
54	24	29	P-Lam	58105/5MC	2,975	58105/5WC	3,105
60	24	29	Wood	58106/2MC	3,450	58106/2WC	3,580
60	24	29	P-Lam	58106/5MC	3,030	58106/5WC	3,160
66	24	29	Wood	58107/2MC	3,580	58107/2WC	3,710
66	24	29	P-Lam	58107/5MC	3,100	58107/5WC	3,230
72	24	29	Wood	58108/2MC	3,705	58108/2WC	3,835
72	24	29	P-Lam	58108/5MC	3,160	58108/5WC	3,285
78	24	29	Wood	58109/2MC	3,825	58109/2WC	3,955
78	24	29	P-Lam	58109/5MC	3,215	58109/5WC	3,350
84	24	29	Wood	58110/2MC	3,960	58110/2WC	4,090
84	24	29	P-Lam	58110/5MC	3,285	58110/5WC	3,410

MAGPOWER SOFT RECTANGLE - 24" D

1" radius corner



1" RAD. CORNER

ONLY AVAILABLE
WHEN EXPOSED
PLYWOOD EDGE IS
SPECIFIED



L" x	D" x	H"	Top Finish	Model Number	List Price	Model Number	List Price
30	24	29	Wood	58111/2MC	2,860	58111/2WC	2,990
30	24	29	P-Lam	58111/5MC	2,705	58111/5WC	2,845
36	24	29	Wood	58112/2MC	2,965	58112/2WC	3,100
36	24	29	P-Lam	58112/5MC	2,760	58112/5WC	2,890
42	24	29	Wood	58113/2MC	3,085	58113/2WC	3,220
42	24	29	P-Lam	58113/5MC	2,825	58113/5WC	2,955
48	24	29	Wood	58114/2MC	3,290	58114/2WC	3,430
48	24	29	P-Lam	58114/5MC	2,960	58114/5WC	3,100
54	24	29	Wood	58115/2MC	3,410	58115/2WC	3,550
54	24	29	P-Lam	58115/5MC	3,060	58115/5WC	3,185
60	24	29	Wood	58116/2MC	3,545	58116/2WC	3,670
60	24	29	P-Lam	58116/5MC	3,110	58116/5WC	3,235
66	24	29	Wood	58117/2MC	3,670	58117/2WC	3,810
66	24	29	P-Lam	58117/5MC	3,180	58117/5WC	3,320
72	24	29	Wood	58118/2MC	3,805	58118/2WC	3,930
72	24	29	P-Lam	58118/5MC	3,235	58118/5WC	3,375
78	24	29	Wood	58119/2MC	3,925	58119/2WC	4,055
78	24	29	P-Lam	58119/5MC	3,300	58119/5WC	3,440
84	24	29	Wood	58120/2MC	4,065	58120/2WC	4,545
84	24	29	P-Lam	58120/5MC	3,375	58120/5WC	3,500

MAGPOWER COLLECTION™

RECTANGULAR WORK TABLES WITH CASTERS

Design - Carl Gustav Magnusson



Tops are 1" Thick



4 Metal Legs
on Casters



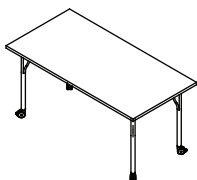
4 Wood Legs
on Casters

MAGPOWER SOFT RECTANGLE - 24" D 4" radius corner



L" x	D" x	H"	Top Finish	Model Number	List Price	Model Number	List Price
30	24	29	Wood	58121/2MC	2,935	58121/2WC	3,070
30	24	29	P-Lam	58121/5MC	2,775	58121/5WC	2,915
36	24	29	Wood	58122/2MC	3,040	58122/2WC	3,180
36	24	29	P-Lam	58122/5MC	2,835	58122/5WC	2,965
42	24	29	Wood	58123/2MC	3,165	58123/2WC	3,305
42	24	29	P-Lam	58123/5MC	2,895	58123/5WC	3,030
48	24	29	Wood	58124/2MC	3,380	58124/2WC	3,515
48	24	29	P-Lam	58124/5MC	3,070	58124/5WC	3,180
54	24	29	Wood	58125/2MC	3,500	58125/2WC	3,635
54	24	29	P-Lam	58125/5MC	3,130	58125/5WC	3,270
60	24	29	Wood	58126/2MC	3,630	58126/2WC	3,765
60	24	29	P-Lam	58126/5MC	3,190	58126/5WC	3,325
66	24	29	Wood	58127/2MC	3,765	58127/2WC	3,910
66	24	29	P-Lam	58127/5MC	3,265	58127/5WC	3,400
72	24	29	Wood	58128/2MC	3,900	58128/2WC	4,035
72	24	29	P-Lam	58128/5MC	3,325	58128/5WC	3,455
78	24	29	Wood	58129/2MC	4,030	58129/2WC	4,160
78	24	29	P-Lam	58129/5MC	3,385	58129/5WC	3,525
84	24	29	Wood	58130/2MC	4,165	58130/2WC	4,300
84	24	29	P-Lam	58130/5MC	3,455	58130/5WC	3,590

MAGPOWER RECTANGLE 30" D 90° corner



L" x	D" x	H"	Top Finish	Model Number	List Price	Model Number	List Price
36	30	29	Wood	58132/2MC	3,075	58132/2WC	3,200
36	30	29	P-Lam	58132/5MC	2,760	58132/5WC	2,890
42	30	29	Wood	58133/2MC	3,190	58133/2WC	3,320
42	30	29	P-Lam	58133/5MC	2,830	58133/5WC	2,960
48	30	29	Wood	58134/2MC	3,430	58134/2WC	3,555
48	30	29	P-Lam	58134/5MC	2,995	58134/5WC	3,120
54	30	29	Wood	58135/2MC	3,585	58135/2WC	3,710
54	30	29	P-Lam	58135/5MC	3,065	58135/5WC	3,195
60	30	29	Wood	58136/2MC	3,720	58136/2WC	3,850
60	30	29	P-Lam	58136/5MC	3,145	58136/5WC	3,275
66	30	29	Wood	58137/2MC	3,880	58137/2WC	4,015
66	30	29	P-Lam	58137/5MC	3,230	58137/5WC	3,355
72	30	29	Wood	58138/2MC	4,040	58138/2WC	4,165
72	30	29	P-Lam	58138/5MC	3,310	58138/5WC	3,440
78	30	29	Wood	58139/2MC	4,185	58139/2WC	4,320
78	30	29	P-Lam	58139/5MC	3,385	58139/5WC	3,510
84	30	29	Wood	58140/2MC	4,340	58140/2WC	4,465
84	30	29	P-Lam	58140/5MC	3,465	58140/5WC	3,610

MAGPOWER COLLECTION™

RECTANGULAR WORK TABLES WITH CASTERS Design - Carl Gustav Magnusson



4 Metal Legs
on Casters



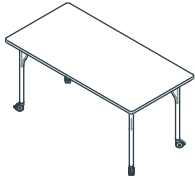
4 Wood Legs
on Casters

Tops are 1" Thick

MAGPOWER SOFT RECTANGLE 30" D 1" radius corner



1" RAD. CORNER
ONLY AVAILABLE
WHEN EXPOSED
PLYWOOD EDGE IS
SPECIFIED



L" x	D" x	H"	Top Finish	Model Number	List Price	Model Number	List Price
36	30	29	Wood	58122/2MC	3,150	58122/2WC	3,285
36	30	29	P-Lam	58122/5MC	2,835	58122/5WC	2,965
42	30	29	Wood	58123/2MC	3,275	58123/2WC	3,400
42	30	29	P-Lam	58123/5MC	2,900	58123/5WC	3,035
48	30	29	Wood	58124/2MC	3,515	58124/2WC	3,640
48	30	29	P-Lam	58124/5MC	3,075	58124/5WC	3,200
54	30	29	Wood	58125/2MC	3,675	58125/2WC	3,810
54	30	29	P-Lam	58125/5MC	3,140	58125/5WC	3,280
60	30	29	Wood	58126/2MC	3,815	58126/2WC	3,950
60	30	29	P-Lam	58126/5MC	3,225	58126/5WC	3,355
66	30	29	Wood	58127/2MC	3,980	58127/2WC	4,120
66	30	29	P-Lam	58127/5MC	3,320	58127/5WC	3,445
72	30	29	Wood	58128/2MC	4,140	58128/2WC	4,275
72	30	29	P-Lam	58128/5MC	3,395	58128/5WC	3,525
78	30	29	Wood	58129/2MC	4,295	58129/2WC	4,430
78	30	29	P-Lam	58129/5MC	3,465	58129/5WC	3,605
84	30	29	Wood	58130/2MC	4,450	58130/2WC	4,580
84	30	29	P-Lam	58130/5MC	3,560	58130/5WC	3,700

MAGPOWER SOFT RECTANGLE 30" D 4" radius corner



4" RAD. CORNER



L" x	D" x	H"	Top Finish	Model Number	List Price	Model Number	List Price
36	30	29	Wood	58132/2MC	3,230	58132/2WC	3,375
36	30	29	P-Lam	58132/5MC	2,910	58132/5WC	3,040
42	30	29	Wood	58133/2MC	3,355	58133/2WC	3,490
42	30	29	P-Lam	58133/5MC	2,975	58133/5WC	3,115
48	30	29	Wood	58134/2MC	3,610	58134/2WC	3,735
48	30	29	P-Lam	58134/5MC	3,150	58134/5WC	3,285
54	30	29	Wood	58135/2MC	3,770	58135/2WC	3,910
54	30	29	P-Lam	58135/5MC	3,220	58135/5WC	3,360
60	30	29	Wood	58136/2MC	3,915	58136/2WC	4,050
60	30	29	P-Lam	58136/5MC	3,310	58136/5WC	3,445
66	30	29	Wood	58137/2MC	4,080	58137/2WC	4,225
66	30	29	P-Lam	58137/5MC	3,400	58137/5WC	3,530
72	30	29	Wood	58138/2MC	4,245	58138/2WC	4,380
72	30	29	P-Lam	58138/5MC	3,480	58138/5WC	3,620
78	30	29	Wood	58139/2MC	4,400	58139/2WC	4,545
78	30	29	P-Lam	58139/5MC	3,560	58139/5WC	3,695
84	30	29	Wood	58140/2MC	4,565	58140/2WC	4,695
84	30	29	P-Lam	58140/5MC	3,650	58140/5WC	3,800

MAGPOWER COLLECTION™

RECTANGULAR WORK TABLES WITH CASTERS

Design - Carl Gustav Magnusson



Tops are 1" Thick



4 Metal Legs
on Casters



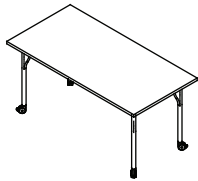
4 Wood Legs
on Casters

MAGPOWER RECTANGLE 36" D

90° corner



90° CORNER



L" x	D" x	H"	Top Finish	Model Number	List Price	Model Number	List Price
30	36	29	Wood	58161/2MC	3,075	58161/2WC	3,200
30	36	29	P-Lam	58161/5MC	2,760	58161/5WC	2,890
42	36	29	Wood	58163/2MC	3,385	58163/2WC	3,515
42	36	29	P-Lam	58163/5MC	2,915	58163/5WC	3,040
48	36	29	Wood	58164/2MC	3,635	58164/2WC	3,770
48	36	29	P-Lam	58164/5MC	3,085	58164/5WC	3,215
54	36	29	Wood	58165/2MC	3,825	58165/2WC	3,960
54	36	29	P-Lam	58165/5MC	3,185	58165/5WC	3,310
60	36	29	Wood	58166/2MC	4,010	58166/2WC	4,135
60	36	29	P-Lam	58166/5MC	3,280	58166/5WC	3,410
66	36	29	Wood	58167/2MC	4,180	58167/2WC	4,315
66	36	29	P-Lam	58167/5MC	3,380	58167/5WC	3,505
72	36	29	Wood	58168/2MC	4,355	58168/2WC	4,480
72	36	29	P-Lam	58168/5MC	3,460	58168/5WC	3,590
78	36	29	Wood	58169/2MC	4,550	58169/2WC	4,675
78	36	29	P-Lam	58169/5MC	3,555	58169/5WC	3,690
84	36	29	Wood	58170/2MC	4,720	58170/2WC	4,850
84	36	29	P-Lam	58170/5MC	3,635	58170/5WC	3,765

MAGPOWER SOFT RECTANGLE 36" D

1" radius corner



1" RAD. CORNER

ONLY AVAILABLE
WHEN EXPOSED
PLYWOOD EDGE IS
SPECIFIED



L" x	D" x	H"	Top Finish	Model Number	List Price	Model Number	List Price
30	36	29	Wood	58171/2MC	3,150	58171/2WC	3,285
30	36	29	P-Lam	58171/5MC	2,835	58171/5WC	2,965
42	36	29	Wood	58173/2MC	3,465	58173/2WC	3,610
42	36	29	P-Lam	58173/5MC	2,990	58173/5WC	3,120
48	36	29	Wood	58174/2MC	3,730	58174/2WC	3,870
48	36	29	P-Lam	58174/5MC	3,165	58174/5WC	3,300
54	36	29	Wood	58175/2MC	3,925	58175/2WC	4,065
54	36	29	P-Lam	58175/5MC	3,270	58175/5WC	3,395
60	36	29	Wood	58176/2MC	4,115	58176/2WC	4,240
60	36	29	P-Lam	58176/5MC	3,360	58176/5WC	3,500
66	36	29	Wood	58177/2MC	4,285	58177/2WC	4,425
66	36	29	P-Lam	58177/5MC	3,460	58177/5WC	3,595
72	36	29	Wood	58178/2MC	4,465	58178/2WC	4,595
72	36	29	P-Lam	58178/5MC	3,555	58178/5WC	3,685
78	36	29	Wood	58179/2MC	4,665	58179/2WC	4,795
78	36	29	P-Lam	58179/5MC	3,640	58179/5WC	3,790
84	36	29	Wood	58180/2MC	4,845	58180/2WC	4,975
84	36	29	P-Lam	58180/5MC	3,730	58180/5WC	3,860

MAGPOWER COLLECTION™

RECTANGULAR WORK TABLES WITH CASTERS Design - Carl Gustav Magnusson



4 Metal Legs
on Casters



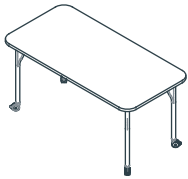
4 Wood Legs
on Casters

Tops are 1" Thick

MAGPOWER SOFT RECTANGLE 36" D 4" radius corner



4" RAD. CORNER



L" x	D" x	H"	Top Finish	Model Number	List Price	Model Number	List Price
30	36	29	Wood	58181/2MC	3,230	58181/2WC	3,375
30	36	29	P-Lam	58181/5MC	2,910	58181/5WC	3,040
42	36	29	Wood	58183/2MC	3,560	58183/2WC	3,700
42	36	29	P-Lam	58183/5MC	3,070	58183/5WC	3,200
48	36	29	Wood	58184/2MC	3,825	58184/2WC	3,965
48	36	29	P-Lam	58184/5MC	3,240	58184/5WC	3,385
54	36	29	Wood	58185/2MC	4,030	58185/2WC	4,165
54	36	29	P-Lam	58185/5MC	3,350	58185/5WC	3,480
60	36	29	Wood	58186/2MC	4,220	58186/2WC	4,350
60	36	29	P-Lam	58186/5MC	3,450	58186/5WC	3,590
66	36	29	Wood	58187/2MC	4,395	58187/2WC	4,540
66	36	29	P-Lam	58187/5MC	3,555	58187/5WC	3,690
72	36	29	Wood	58188/2MC	4,580	58188/2WC	4,710
72	36	29	P-Lam	58188/5MC	3,640	58188/5WC	3,775
78	36	29	Wood	58189/2MC	4,785	58189/2WC	4,915
78	36	29	P-Lam	58189/5MC	3,735	58189/5WC	3,880
84	36	29	Wood	58190/2MC	4,965	58190/2WC	5,100
84	36	29	P-Lam	58190/5MC	3,825	58190/5WC	3,960

MAGPOWER COLLECTION™

SQUARE WORK TABLES WITH LEVELERS Design - Carl Gustav Magnusson



4 Metal Legs
on Levelers



4 Wood Legs
on Levelers

Tops are 1" Thick

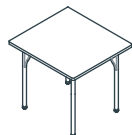
MAGPOWER SQUARE ON LEVELERS 90° corner



90° CORNER

L" x D" x H"	Top Finish	Model Number	List Price	Model Number	List Price
24 24 29	Wood	58191/2ML	2,305	58191/2WL	2,430
24 24 29	P-Lam	58191/5ML	2,200	58191/5WL	2,340
30 30 29	Wood	58192/2ML	2,530	58192/2WL	2,660
30 30 29	P-Lam	58192/5ML	2,335	58192/5WL	2,455
36 36 29	Wood	58193/2ML	2,825	58193/2WL	2,950
36 36 29	P-Lam	58193/5ML	2,460	58193/5WL	2,580
42 42 29	Wood	58194/2ML	3,165	58194/2WL	3,285
42 42 29	P-Lam	58194/5ML	2,605	58194/5WL	2,730
48 48 29	Wood	58195/2ML	3,725	58195/2WL	3,850
48 48 29	P-Lam	58195/5ML	2,975	58195/5WL	3,105
54 54 29	Wood	58196/2ML	4,215	58196/2WL	4,340
54 54 29	P-Lam	58196/5ML	3,240	58196/5WL	3,360
60 60 29	Wood	58197/2ML	4,785	58197/2WL	4,910
60 60 29	P-Lam	58197/5ML	3,550	58197/5WL	3,670

MAGPOWER SQUARE ON LEVELERS 1" radius corner



1" RAD. CORNER

ONLY AVAILABLE
WHEN EXPOSED
PLYWOOD EDGE IS
SPECIFIED

L" x D" x H"	Top Finish	Model Number	List Price	Model Number	List Price
24 24 29	Wood	58198/2ML	2,425	58198/2WL	2,555
24 24 29	P-Lam	58198/5ML	2,310	58198/5WL	2,460
30 30 29	Wood	58199/2ML	2,660	58199/2WL	2,795
30 30 29	P-Lam	58199/5ML	2,455	58199/5WL	2,580
36 36 29	Wood	58200/2ML	2,970	58200/2WL	3,100
36 36 29	P-Lam	58200/5ML	2,585	58200/5WL	2,710
42 42 29	Wood	58201/2ML	3,325	58201/2WL	3,450
42 42 29	P-Lam	58201/5ML	2,740	58201/5WL	2,870
48 48 29	Wood	58202/2ML	3,915	58202/2WL	4,045
48 48 29	P-Lam	58202/5ML	3,125	58202/5WL	3,265
54 54 29	Wood	58203/2ML	4,430	58203/2WL	4,560
54 54 29	P-Lam	58203/5ML	3,405	58203/5WL	3,530
60 60 29	Wood	58204/2ML	5,025	58204/2WL	5,160
60 60 29	P-Lam	58204/5ML	3,730	58204/5WL	3,855

MAGPOWER COLLECTION™

SQUARE WORK TABLES WITH LEVELERS Design - Carl Gustav Magnusson



4 Metal Legs
on Levelers



4 Wood Legs
on Levelers

Tops are 1" Thick

MAGPOWER SQUARE ON LEVELERS 4" radius corner



4" RAD. CORNER

L" x D" x H"	Top Finish	Model Number	List Price	Model Number	List Price
24 24 29	Wood	58205/2ML	2,550	58205/2WL	2,685
24 24 29	P-Lam	58205/5ML	2,430	58205/5WL	2,585
30 30 29	Wood	58206/2ML	2,795	58206/2WL	2,935
30 30 29	P-Lam	58206/5ML	2,580	58206/5WL	2,710
36 36 29	Wood	58207/2ML	3,120	58207/2WL	3,255
36 36 29	P-Lam	58207/5ML	2,715	58207/5WL	2,850
42 42 29	Wood	58208/2ML	3,495	58208/2WL	3,625
42 42 29	P-Lam	58208/5ML	2,880	58208/5WL	3,015
48 48 29	Wood	58209/2ML	4,115	58209/2WL	4,250
48 48 29	P-Lam	58209/5ML	3,285	58209/5WL	3,430
54 54 29	Wood	58210/2ML	4,655	58210/2WL	4,790
54 54 29	P-Lam	58210/5ML	3,580	58210/5WL	3,710
60 60 29	Wood	58211/2ML	5,280	58211/2WL	5,420
60 60 29	P-Lam	58211/5ML	3,920	58211/5WL	4,050

MAGPOWER COLLECTION™

SQUARE WORK TABLES WITH LEVELERS Design - Carl Gustav Magnusson



Tops are 1" Thick



4 Metal Legs
on Casters



4 Wood Legs
on Casters

MAGPOWER SQUARE ON CASTERS 90° corner



90° CORNER

L" x	D" x	H"	Top Finish	Model Number	List Price	Model Number	List Price
24	24	29	Wood	58191/2MC	2,570	58191/2WC	2,690
24	24	29	P-Lam	58191/5MC	2,465	58191/5WC	2,590
30	30	29	Wood	58192/2MC	2,785	58192/2WC	2,915
30	30	29	P-Lam	58192/5MC	2,585	58192/5WC	2,705
36	36	29	Wood	58193/2MC	3,080	58193/2WC	3,200
36	36	29	P-Lam	58193/5MC	2,710	58193/5WC	2,830
42	42	29	Wood	58194/2MC	3,415	58194/2WC	3,540
42	42	29	P-Lam	58194/5MC	2,860	58194/5WC	2,990
48	48	29	Wood	58195/2MC	3,980	58195/2WC	4,110
48	48	29	P-Lam	58195/5MC	3,230	58195/5WC	3,355
54	54	29	Wood	58196/2MC	4,465	58196/2WC	4,590
54	54	29	P-Lam	58196/5MC	3,500	58196/5WC	3,620
60	60	29	Wood	58197/2MC	5,035	58197/2WC	5,165
60	60	29	P-Lam	58197/5MC	3,805	58197/5WC	3,925

MAGPOWER SQUARE ON CASTERS 1" radius Corner



1" RAD. CORNER

ONLY AVAILABLE
WHEN EXPOSED
PLYWOOD EDGE IS
SPECIFIED

L" x	D" x	H"	Top Finish	Model Number	List Price	Model Number	List Price
24	24	29	Wood	58198/2MC	2,685	58198/2WC	2,810
24	24	29	P-Lam	58198/5MC	2,575	58198/5WC	2,710
30	30	29	Wood	58199/2MC	2,915	58199/2WC	3,045
30	30	29	P-Lam	58199/5MC	2,705	58199/5WC	2,830
36	36	29	Wood	58200/2MC	3,225	58200/2WC	3,350
36	36	29	P-Lam	58200/5MC	2,835	58200/5WC	2,965
42	42	29	Wood	58201/2MC	3,580	58201/2WC	3,705
42	42	29	P-Lam	58201/5MC	2,995	58201/5WC	3,125
48	48	29	Wood	58202/2MC	4,165	58202/2WC	4,300
48	48	29	P-Lam	58202/5MC	3,385	58202/5WC	3,515
54	54	29	Wood	58203/2MC	4,680	58203/2WC	4,810
54	54	29	P-Lam	58203/5MC	3,660	58203/5WC	3,790
60	60	29	Wood	58204/2MC	5,280	58204/2WC	5,415
60	60	29	P-Lam	58204/5MC	3,985	58204/5WC	4,115

MAGPOWER COLLECTION™

SQUARE WORK TABLES WITH LEVELERS Design - Carl Gustav Magnusson



Tops are 1" Thick



4 Metal Legs
on Casters



4 Wood Legs
on Casters

MAGPOWER SQUARE ON CASTERS 4" radius Corner




4"RAD. CORNER

L" x D"	H"	Top Finish	Model Number	List Price	Model Number	List Price
24 x 24	29	Wood	58205/2MC	2,805	58205/2WC	2,935
24 x 24	29	P-Lam	58205/5MC	2,690	58205/5WC	2,835
30 x 30	29	Wood	58206/2MC	3,045	58206/2WC	3,190
30 x 30	29	P-Lam	58206/5MC	2,830	58206/5WC	2,965
36 x 36	29	Wood	58207/2MC	3,380	58207/2WC	3,510
36 x 36	29	P-Lam	58207/5MC	2,970	58207/5WC	3,105
42 x 42	29	Wood	58208/2MC	3,745	58208/2WC	3,880
42 x 42	29	P-Lam	58208/5MC	3,130	58208/5WC	3,275
48 x 48	29	Wood	58209/2MC	4,365	58209/2WC	4,500
48 x 48	29	P-Lam	58209/5MC	3,540	58209/5WC	3,685
54 x 54	29	Wood	58210/2MC	4,905	58210/2WC	5,040
54 x 54	29	P-Lam	58210/5MC	3,835	58210/5WC	3,965
60 x 60	29	Wood	58211/2MC	5,535	58211/2WC	5,670
60 x 60	29	P-Lam	58211/5MC	4,170	58211/5WC	4,315

MAGPOWER COLLECTION™

ROUND WORK TABLES WITH LEVELERS Design - Carl Gustav Magnusson



Tops are 1" Thick



MAGPOWER ROUND ON LEVELERS



Diameter	x H"	Top Finish	Model Number	List Price	Model Number	List Price
24	29	Wood	58233/ML	2,510	58233/2WL	2,640
24	29	P-Lam	58233/5ML	2,380	58233/5WL	2,510
30	29	Wood	58234/2ML	2,770	58234/2WL	2,900
30	29	P-Lam	58234/5ML	2,510	58234/5WL	2,640
36	29	Wood	58235/2ML	3,065	58235/2WL	3,195
36	29	P-Lam	58235/5ML	2,670	58235/5WL	2,805
42	29	Wood	58236/2ML	3,450	58236/2WL	3,585
42	29	P-Lam	58236/5ML	2,845	58236/5WL	2,970
48	29	Wood	58237/2ML	4,200	58237/2WL	4,330
48	29	P-Lam	58237/5ML	3,325	58237/5WL	3,450
54	29	Wood	58238/2ML	4,745	58238/2WL	4,885
54	29	P-Lam	58238/5ML	3,640	58238/5WL	3,770
60	29	Wood	58239/2ML	5,355	58239/2WL	5,490
60	29	P-Lam	58239/5ML	4,005	58239/5WL	4,130

MAGPOWER COLLECTION™

ROUND WORK TABLES WITH LEVELERS Design - Carl Gustav Magnusson



Tops are 1" Thick



MAGPOWER ROUND ON CASTERS



Diameter	x H"	Top Finish	Model Number	List Price	Model Number	List Price
24	29	Wood	58240/2MC	2,780	58240/2WC	2,910
24	29	P-Lam	58240/5MC	2,645	58240/5WC	2,780
30	29	Wood	58241/2MC	3,035	58241/2WC	3,170
30	29	P-Lam	58241/5MC	2,780	58241/5WC	2,910
36	29	Wood	58242/2MC	3,330	58242/2WC	3,460
36	29	P-Lam	58242/5MC	2,940	58242/5WC	3,075
42	29	Wood	58243/2MC	3,720	58243/2WC	3,850
42	29	P-Lam	58243/5MC	3,110	58243/5WC	3,235
48	29	Wood	58244/2MC	4,465	58244/2WC	4,590
48	29	P-Lam	58244/5MC	3,590	58244/5WC	3,720
54	29	Wood	58245/2MC	5,020	58245/2WC	5,145
54	29	P-Lam	58245/5MC	3,915	58245/5WC	4,040
60	29	Wood	58246/2MC	5,625	58246/2WC	5,755
60	29	P-Lam	58246/5MC	4,270	58246/5WC	4,395

TERMS AND CONDITIONS OF SALE

PRICES

All prices are list prices, freight included, blanket-wrapped, dock delivered, from the manufacturing source to any location in the contiguous United States.

Brokerage is paid by Nienkämper for product shipped to the United States.

Due to existing conditions in regard to cost of labor and materials, we reserve the right to change prices without notice.

TERMS

Net 30 days from date of invoice to accredited buyers. Two per cent (2%) interest charged monthly on overdue accounts. Deposit of 50% is required with order. Terms will be established upon credit evaluation. Due to delays in processing references, first orders may be treated as C.B.D. orders.

ORDER CONFIRMATION

Orders are accepted upon issuance of our order confirmation and are subject to the terms set forth therein; notwithstanding any variance from the terms of the buyer's order form.

Nienkämper is not liable for any delay or failure to deliver caused by labor or transportation difficulties, accidents, acts of God, failure of sources of supply, or other causes beyond our control, and changes will affect the delivery date.

CHANGE OF ORDERS OR CANCELLATIONS

Changes or cancellations are subject to our ability to conform. A charge will be levied against cancelled or changed orders based on costs already incurred by Nienkämper. All changes must be in writing and submitted on a revised purchase order. Changes will affect the delivery date.

STORAGE

If goods cannot be accepted when ready, we may transfer them to storage (which is to be deemed as delivery for invoice purposes). The customer accepts risks and will be charged at prevailing rates.

FREIGHT

Prices include freight charges, blanket-wrapped, dock delivered, from the manufacturing source to any location in the contiguous United States. Packing and/or crating are available, if required, upcharges apply.

CLAIMS

All furniture is given to the carrier and signed for in good condition. It is the responsibility of the receiver to sign for the goods in the presence of the carrier and note the condition in which they are received. Freight claims should be filed with the carrier.

WARRANTY

There are no express or implied warranties, conditions and obligations of the manufacturer, whether statutory or otherwise that extend beyond the description on the face hereof. Our furniture is made to the highest standard and is warranted free from defects of material and workmanship for five years from the date of delivery. During the warranty period we will repair or replace such merchandise as shall prove to be defective, during normal usage in accordance with manufacturer's specifications. The manufacturer shall not be liable for defect wholly attributable to normal manufacturing process. Replacement or repair of the Product shall be the sole remedy of the Customer, and the manufacturer shall not be liable for any direct, indirect, incidental, or consequential loss or damage suffered by the Customer by reason of any defect in workmanship or manufacture of the Product or inability to use the Product. Moreover, this warranty does not cover accidental damage, abuse, alteration, ordinary wear and tear of Goods, negligence and misuse nor variations over which we have no control such as heat or humidity or damage to which the Goods are connected that is not attributable to the failure of the goods themselves. This warranty is null and void when the product is installed with hardware other than that supplied and/or when installed differently than recommended in the installation guide. Modification to the product or hardware may result in failure of the product and cause damage and/or injury.

WOOD FINISHES

Nienkämper offers a wide variety of standard light finishes on cherry, mahogany and figured anagré wood veneers, and a clear natural finish on figured anagré, figured sycamore, maple, bird's eye maple and curly maple.

Light finishes do not mask the grain and other characteristics of each wood species. It is important to understand that pieces of the same type of wood will not look identical when a light finish is used. The appearance of the finish will also depend on the natural color of the veneer. Cherry darkens over time as the wood ages. Pin knots and gum pockets are inherent traits.

Wood is a naturally variable raw material; its variances are not within the furniture manufacturer's control and are therefore not considered defects under this warranty.