

# nienkämper

## MEETING TABLES

MAGPOWER COLLECTION



2026

Prices shown are List Prices, FOB our Toronto  
Factory- freight charges are extra. Packing and/  
or crating is available, if required, upcharges apply.

## **TABLE OF CONTENTS**

---

<b>Wood Veneer &amp; Finishes</b>	<b>3</b>
<b>Wood Grain Plastic Laminate Surfaces</b>	<b>4</b>
<b>Colored Plastic Laminate Surfaces</b>	<b>5</b>
<b>Finger Print Resistant Plastic Laminate Surfaces</b>	<b>6</b>
<b>Powder Coat Color Options</b>	<b>7</b>
<b>Edge Options</b>	<b>8</b>
<b>System Overview</b>	<b>9</b>
<b>Integrated Leg Power Details</b>	<b>10</b>
<b>Typical Power and Charging Configurations</b>	<b>11-12</b>
<b>MagPower Photography</b>	<b>13</b>
<b>MAGPOWER™ - Rectangle Work Tables</b>	<b>14-23</b>
<b>MAGPOWER™ - Square Work Tables</b>	<b>24-27</b>
<b>MAGPOWER™ - Round Work Tables</b>	<b>28</b>

# VENEERS

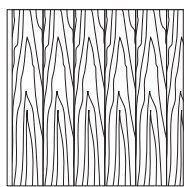
All wood surfaces are protected with a durable polyurethane clear lacquer with UV inhibitor. This finish is known for its exceptional durability, as well as abrasion, chemical, impact and scratch resistance. Standard sheen level is 45 degrees. Optional matte, 5, 10 and 35 degree sheen levels are available on request at no additional cost.

Wood Species	Order Code	Veneer/Stain	Upcharge
Maple	F-01	Natural Maple	No upcharge applies.
	F-02	Natural Curly Maple - Rotary Cut	Add 15%.
	F-03	Natural Bird's Eye Maple - Rotary Cut	Call Customer Service for pricing.
	F-04	Maple Stained Pear	No upcharge applies.
Cherry	F-05	Natural Cherry	No upcharge applies.
	F-06	Standard Cherry	No upcharge applies.
	F-07	Cherry Stained Amber	No upcharge applies.
	F-08	Cherry Stained Auburn	No upcharge applies.
	F-09	Cherry Stained Burgundy	No upcharge applies.
Mahogany	F-10	Light Mahogany	No upcharge applies.
	F-11	Medium Mahogany	No upcharge applies.
	F-12	Dark Mahogany	No upcharge applies.
	F-13	Red Mahogany	No upcharge applies.
Anagre	F-14	Natural Figured Anagre - Qtr. Cut Book-Match	Add 15%.
	F-15	Figured Anagre Stained Amber - Qtr. Cut Book-Match	Add 15%.
Sycamore	F-16	Natural Figured Sycamore - Qtr. Cut Book-Match	Add 15%.
Walnut	F-17	Burnt Walnut	No upcharge applies.
	F-19	Natural Walnut- Flat Cut Book-Match	No upcharge applies.
	F-19FM	Natural Walnut- Flat Cut Book-Match (matte sheen)	No upcharge applies.
	F-27F	Creamy Walnut- Flat Cut Book-Match (10° sheen)	No upcharge applies.
	F-27R	Creamy Walnut - Rift Cut Slip-Match (10° sheen)	Add 5%
	F-28	Tawny Walnut	No upcharge applies.
	F-31FM	Autumn Walnut- Flat Cut Book-Match (matte sheen)	No upcharge applies.
	F-31RM	Autumn Walnut - Rift Cut Slip-Match (matte sheen)	Add 5%
	Oak	F-18F	Natural White Oak - Flat Cut Book-Match (10° sheen)
F-18R		Natural White Oak - Rift Cut Slip-Match (10° sheen)	Add 5%
F-26		Charcoal Ash On Oak- Flat Cut Book- Match (10° sheen)	No upcharge applies.
F-29F		Smoky Oak - Flat Cut Book-Match	No upcharge applies.
F-29R		Smoky Oak - Rift Cut Slip-Match	Add 5%
F-29FM		Smoky Oak - Flat Cut Book-Match (matte sheen)	No upcharge applies.
F-29RM		Smoky Oak - Rift Cut Slip-Match (matte sheen)	Add 5%
F-30FM		Whisper White Oak - Flat Cut Book-Match (matte sheen)	No upcharge applies.
F-30RM		Whisper White Oak - Rift Cut Slip-Match (matte sheen)	Add 5%
F-32FM		Cotton White Oak - Flat Cut Book-Match (matte sheen)	No upcharge applies.
F-32RM	Cotton White Oak - Rift Cut Slip-Match (matte sheen)	Add 5%	
Sapele – Ribbon Stripe	F-20	Natural Ribbon Strip Sapele - Qtr. Cut Slip-Match	No upcharge applies.
Moabi (Cherry substitute)	F-21	Natural Moabi - Quarter - Qtr. Cut Book-Match	No upcharge applies.
Cape Coast Walnut	F-22	Dark Cape Coast Walnut - Qtr. Cut Slip-Match	No upcharge applies.
	F-23	Natural Cape Coast Walnut - Qtr. Cut Slip-Match	No upcharge applies.
	F-23	Natural Cape Coast Walnut - Qtr. Cut Slip-Match	No upcharge applies.
Ash	F-25	Slate Gray Ash - Qtr. Cut Slip-Match	No upcharge applies.

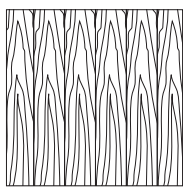
## VENEER GRAIN OPTIONS

Nienkämper products utilize the best quality veneers available, and, combined with Nienkämper's patented veneering systems, create work environments of incredible quality and beauty.


All veneer furniture comes standard with flat cut book-match veneer; flat cut slip-match veneer can also be specified. Quarter cut slip-match and quarter cut book-match veneers are available at a 5% upcharge. Figured Anagre and Figured Sycamore veneers are Quarter cut book-matched. Bird's Eye Maple and Curly Maple are rotary cut. Facet Edge, Taper edge, Flowform, Camber and Self edge tops with veneer are manufactured with a solid wood edge. All edges are then veneer wrapped to create a seamless profile top.




Standard V1  
Flat Cut Book-Match



Flat Cut Slip-Match V2



Quarter Cut Slip-Match V3  
Add 5%



Quarter Cut Book-Match V4  
Add 5%

## P-LAM

### Wood grain plastic laminate surfaces are available on table tops with Facet, Taper and Self edges.

These tops are manufactured with a solid wood edge that is applied prior to the laminate top surface. This method conceals the thickness of the wood edge, while providing the durability required. Wood edges are selected that most closely resemble both the species and the color of the laminate chosen

Nienkämper has pre-selected a number of standard wood grain plastic laminates that represent a cross section of both color and species. Simply include the order code with the model number to make these selections. Alternatively wood grain plastic laminates selected outside of Nienkämper's standard selection can be made by specifying the manufacturer as well as the description and model number of the laminate at the time of order.

Wood Grain Plastic Laminate Surfaces	Order Code	Manufacturer #	Finish
Hardrock Maple	WL2	Pionite WM791-SD	Textured/Suede
Monticello Maple	WL5	Wilsonart 7925-38	Fine Velvet Texture
Fusion Maple	WL13	Wilsonart 7909-60	Matte
New Age Oak	WL14	Wilsonart 7938-38	Fine Velvet Texture
Wild Cherry	WL18	Wilsonart 7054-60	Matte
River Cherry	WL19	Wilsonart 7937-38	Fine Velvet Texture
Montana Walnut	WL20	Wilsonart 7110T-78	Fine Grain
Skyline Walnut	WL26	Wilsonart 7964K-12	Soft Grain
Continental Walnut	WL-29	Wilsonart 8232K-05	Timbergrain
Neo Walnut	WL-30	Wilsonart 7991-38	Fine Velvet Texture
Walnut Heights	WL-31	Wilsonart 7965K-12	Soft Grain
Grayed Oak	WL-32	Formica 5791-PG	Pure Grain Texture
Millennium Oak	WL-33	Formica 5887-58	Matte
Aged Ash	WL-34	Formica 8844-WR	Woodbrush
Lowell Ash	WL-35	Wilsonart 7994-38	Fine Velvet Texture
Natural Ash	WL-36	Formica 8843-WR	Woodbrush
Norwegian Ash	WL-37	Wilsonart 8241-38	Fine Velvet Texture
Weathered Ash	WL-38	Formica 8842-WR	Woodbrush
Smoky Brown Pear	WL-39	Formica 5488-26	Oiled Wood
Studio Teak	WL-40	Wilsonart 7960K-18	Linearity
Fawn Cypress	WL-41	Wilsonart 8208K-16	Casual Rustic
Landmark Wood	WL-42	Wilsonart 7981K-12	Soft Grain
Natural Cerise	WL-43	Formica 8863-58	Matte
Natural Recon	WL-44	Wilsonart 7996-38	Fine Velvet Texture
Pecan Woodline	WL-45	Formica 5883-58	Matte

To specify the wood grain laminate required simply add the Order Code WL\_ to the model number of the product.

Samples and specific technical data is available from your local sales representative or by contacting Nienkämper's Customer Service department at **800.668.9318**.

# P-LAM

## COLORED P-LAM


Both Taper and Self edge profiles are available with a colored laminate top.

**Laminate edging on Taper tops.** Edging will match the top surface and is applied before the surface laminate. By applying the laminate in this way, the seam is positioned horizontally, which makes it much less conspicuous and more durable.


**Wood edging** on Self and Taper Edge tops are applied before the laminate. By applying the wood edge in this way, the wood edge thickness is concealed, while providing the durability required. Wood species and finishes for edging can be selected from page 8.

For laminates specified outside of Nienkämper’s standard selection, specify the manufacturer as well as the description and model number of the laminate selected at the time of order. For Facet edge tops, the laminate must be a post-forming grade.


**Translucent edging** on Self and Taper edge tops is applied after the surface laminate. The translucent edge is very durable. Clear translucent edge provides a good match with most white-colored laminates, while a silver translucent edge provides a metallic look and contrast to colored plastic laminates.




P-Lam top & Self edge



P-Lam top & Translucent Self edge



Wood Grain P-Lam top & silver Translucent Self edge



P-Lam top & solid wood Facet edge

\*An unavoidable, thin dark line will be visible when specifying a matching p.lam edge. This is more pronounced with light colored laminates

Colored Plastic Laminates Surface	Order Code	Manufacturer #	Finish
Gray (Nienkämper - Light Gray/Putty)	CL-01	Wilsonart 1500-60	Matte
Platinum Gray (Nienkämper - Medium Gray/Clay)	CL-02	Nevamar S6023T	Textured
Slate Grey (Nienkämper - Dark Gray)	CL-03	Wilsonart D91-60	Matte
Black	CL-04	Wilsonart 1595-60	Matte
Angel White	CL-05	Pionite SW-826SD	Textured/ Suede
Frosty White	CL-06	Wilsonart 1573-60	Matte
White (for writable surface)	Contact customer service for details 800.668.9318		Gloss

Add the order code behind the edge profile when specifying.

# P-LAM

## FINGERPRINT RESISTANT P-LAM

Fingerprint Resistant Plastic Laminate is an innovative material created for interior design applications and is suitable for both vertical and horizontal interior applications on our Nienkämper furniture.

The external surface of Fingerprint Resistant Plastic Laminate involves the use of nanotechnology made possible by next generation acrylic resins.

The unique composition offers extraordinary features coupled with a unique user experience. These include an ultra matte surface (eliminating glare), an ultra sofa feel, an anti-fingerprint surface, thermal healing of micro-scratches, increased durability as well as anti-bacterial and mold-resistant properties.

**Edgeband** matching all Fingerprint Resistant Plastic Laminate colors is only available when specifying a Taper edge. For Self edge tops 1" and 1 1/4" thick, matching edgeband are only available in Black (RL-01) and White (RL-03). When a matching edgeband is not available, the specified surface laminate is used on the edge. **Contact Customer Service for more details 800.668-9318.**

There is a 20% upcharge on our standard plastic laminate table pricing for Fingerprint Resistant Plastic Laminate.

Colored "Fingerprint Resistant" Plastic Laminate Surface	Order Code	Finish
Black	RL-01	Matte
Gray	RL-02	Matte
White	RL-03	Matte
Sand	RL-04	Matte
Brown	RL-05	Matte
Clay	RL-06	Matte
Beige	RL-07	Matte
Ash	RL-08	Matte
Smoke	RL-09	Matte

Edgeband to Match with Colored "Fingerprint Resistant" Plastic Laminate	Thickness	Order Code
Black	3/4", 1", 1-1/4"	RE-01
Gray	3/4"	RE-02
White	3/4", 1", 1-1/4"	RE-03
Sand	3/4"	RE-04
Brown	3/4"	RE-05
Clay	3/4"	RE-06
Beige	3/4"	RE-07
Ash	3/4"	RE-08
Smoke	3/4"	RE-09

## Powder Coat Paint Finish

Powder coat paint is a premium finish used for its exceptional durability and refined appearance. Applied as a dry powder and cured under heat, it forms a tough, uniform surface that resists chipping, scratching, and fading—ideal for commercial environments. Nienkämper offers a curated palette of 18 color variations to suit any project.



PC-01 Nienkämper Silver




PC-02 Champagne



PC-03 Light Bronze




PC-04 Standard (Dark) Bronze



PC-05 Metallic Silver




PC-06 Black Jack



PC-07 Warm White



PC-09 Red




PC-12 Cool White



PC-14 Pure Orange




PC-16 Lime



PC-17 Sky Blue




PC-18 Cobalt Blue




PC-22 Charcoal Gray (Matte)




PC-24 Matte Red Clay




PC-25 Cream



PC-26 Mulberry (Matte)



PC-27 Forest Green (Matte)



PC-28 Mustard (Matte)

## EDGE OPTIONS

---



**Self Edge** with solid wood edge - 1" Thick



**Self Edge** with matching edge band - 1" thick



**Self Edge** with plastic laminate edge - 1" thick



**Self Edge** with exposed plywood edge - 1" thick



**Taper Edge** 25deg - 1" Thick



**Taper Edge** with exposed plywood edge 25deg - 1" Thick

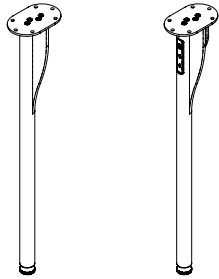
# MAGPOWER COLLECTION™

**System Overview** Design - Carl Gustav Magnusson

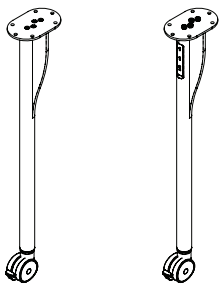
MagPower is a flexible family of mobile and stationary multi-purpose tables designed to support focused work, small group collaboration, and diverse training environments. This dynamic modular system delivers a clean, clutter-free surface and an integrated charging solution—without the need for hard wiring. Reimagine power and connectivity with the most adaptable table collection for today's commercial spaces.

## Description

### Leg with Glide

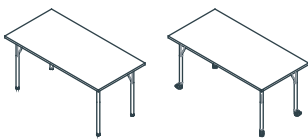


### Leg with Caster

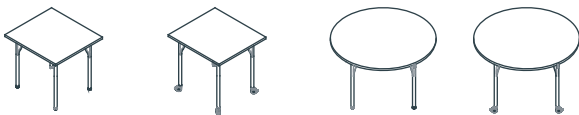


## Table Styles

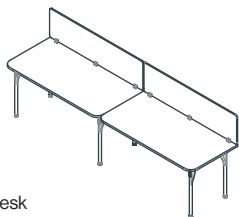
### Rectangular Work Tables



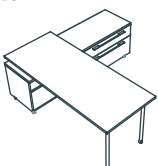
### Square and Round Work Tables



### Benching Tables



### Desk



\*For benching and desk information please contact customer service at **800.668.9318**

## Standard Features:

- Leg construction is available in solid wood (ash, white oak, and walnut) as well as high-grade die cast aluminum.
- Wood legs are available in all standard Nienkämper stains and finishes.
- Aluminum legs are available in a variety of powder coat finishes and mirror polish.
- Leg diameter is 1 3/4" and offered in lengths to accommodate a table height of 29".
- Legs on glides include an articulating leveler with 1" leveling.
- Locking 3" casters are offered for mobile tables. Casters and accent details are offered in two standard colors- black for legs that are Walnut, Charcoal and Black. Silver for legs that are Oak, Ash, Nienkämper Silver, White and Polished.
- A leg-integrated MagPower unit can be added to both wood and aluminum legs, whether equipped with glides or casters.

Note: All tables are standard with 4 **non-powered** legs. Integrated power units are specified separately at time of order. See page [10-13](#) for details.

## Corner Styles:



90° Corner  
Compatible with: solid wood, p.lam, edge band, exposed plywood edges



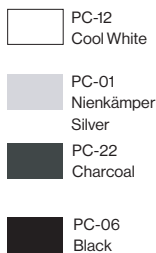
4" Radius Corner  
compatible with: solid wood, p.lam, edge band, exposed plywood edges



1" Radius Corner  
compatible with: exposed plywood edge only

## Leg Finishes:


### Aluminum



### Aluminum



### Wood



## Power / Connectivity:



Leg integrated MagPower



Vox® SIMPLE Forum



Vox® SIMPLE PopUp



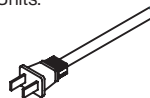
Vox® SIMPLE Dean



Vox® SIMPLE Finch - Edge Mount


## Standard plug in power:

SIMPLE Forums & Leg Integrated Units.



## Rechargeable Power

Leg Integrated Units only.



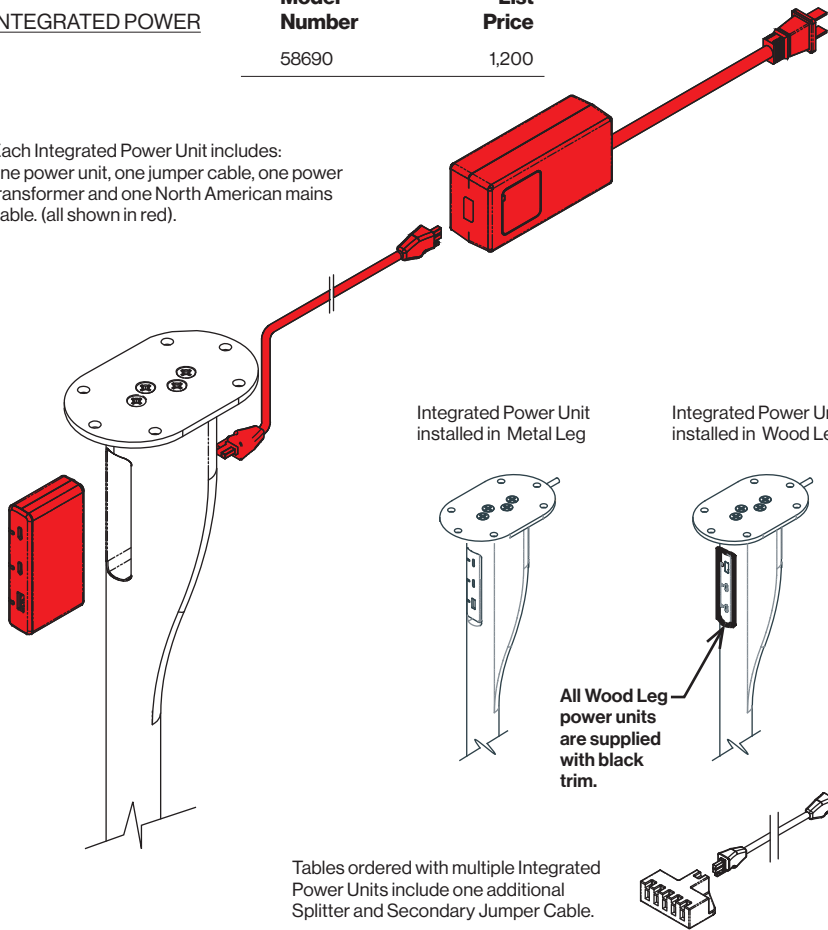
# MAGPOWER COLLECTION™

## INTEGRATED LEG POWER DETAILS Design - Carl Gustav Magnusson

### INTEGRATED POWER

Model Number	List Price
58690	1,200

Each Integrated Power Unit includes: one power unit, one jumper cable, one power transformer and one North American mains cable. (all shown in red).



### Integrated Power Unit Features:

- One USB Type-A port (output 7.5 W)
- Two USB Type-C ports (output 50 W if one port is used; 25 W each if both ports are used).
- Color: White
- Units mount securely within the MagPower leg.
- Wood leg installations include a decorative black trim.
- LED diodes indicate either charging or that an active device is connected.
- Powered legs come standard with power unit, power supply, transformer mounting bracket, 70" mains cable and jumper cable.
- Battery pack and jumper cable is available as an add on feature.

### Battery Features:

- Compact unit for easy handling and installation.
- High quality, rechargeable Li-ion battery cells.
- Battery alarm (audio) when charging is needed.
- Battery charging indicator (LED light bars) indicating the capacity level.
- Thermal switch protection, over-current protection.
- Color: black
- Battery capacity: 2.15 Ah / 52 Wh
- Nominal voltage: 24 V DC
- Discharge current: 9 A (max)
- Maximum charging voltage: 40 V DC
- Charging current: 0.5 A

### Note:

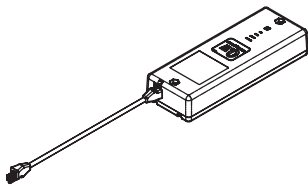
**Batteries arrive on site pre-charged but it is recommended that a full charge is given before use. All batteries whether in use or not, must be charged every 6 months to avoid damage and or reduced performance.**

### Charging:

- Battery easily charged with standard transformer and mains cable.
- Up to 5 batteries can be charged with the use of a charge splitter, jumper cables, standard transformer and mains cable.
- Batteries can be charged while installed in table or easily removed (without the use of tools) for charging in remote location.
- See page 11 for battery charging configuration details.

### BATTERY PACK

Model Number	List Price
58691	1,005

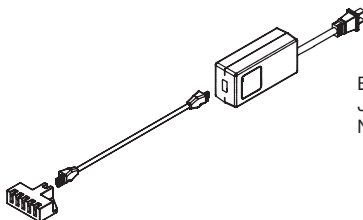


Each Battery Pack includes: One Battery and one Jumper Cable.

Single Battery Pack uses Jumper Cable, Power Transformer and Mains Cable supplied with Leg Power Unit

### MULTI-BATTERY CHARGING KIT

Model Number	List Price
58692	440



Each Battery Pack includes: one Splitter, one Jumper Cable, one Power Transformer and one North American Main Cable.

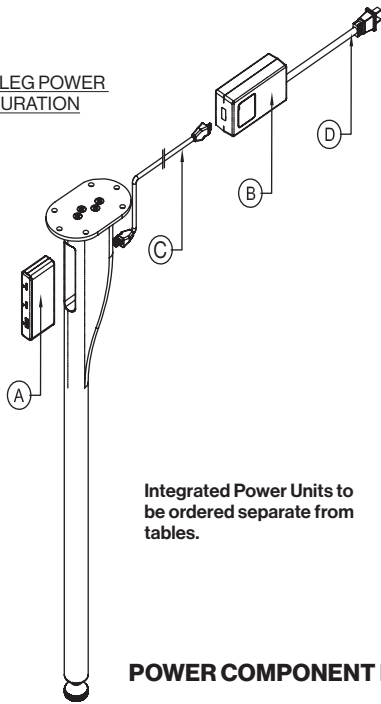


# MAGPOWER COLLECTION™

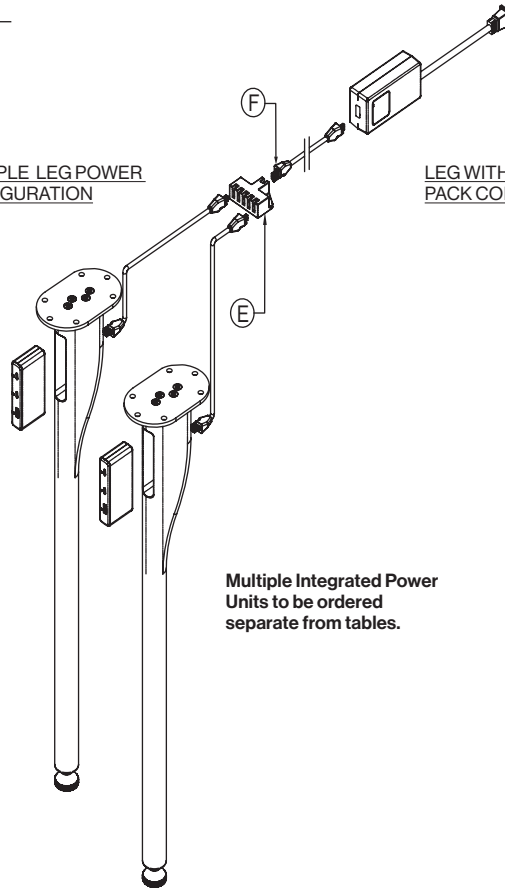
## TYPICAL POWER & CHARGING CONFIGURATIONS Design - Carl Gustav Magnusson

### Power Options:

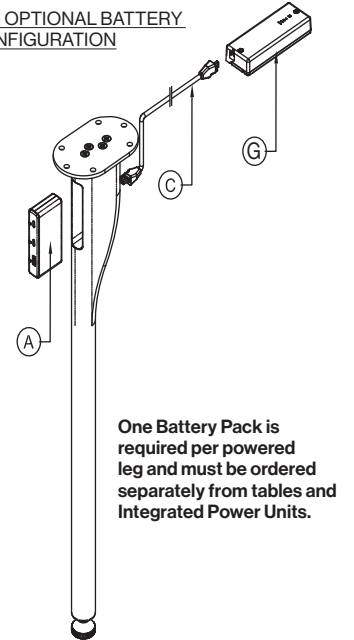
SINGLE LEG POWER CONFIGURATION



MULTIPLE LEG POWER CONFIGURATION



LEG WITH OPTIONAL BATTERY PACK CONFIGURATION

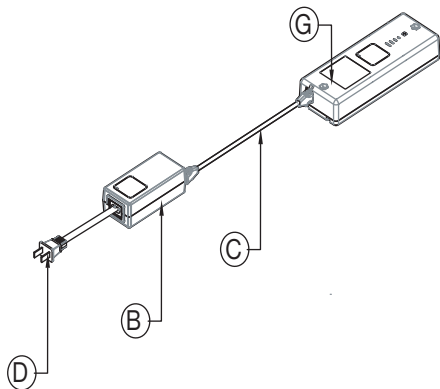


### POWER COMPONENT LEGEND

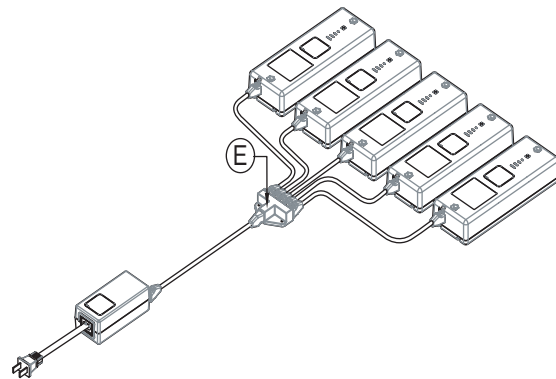
- A- Power Unit
- B- Power Transformer
- C- Jumper Cable
- D- Mains Cable (North American)
- E- Splitter
- F- Secondary Jumper Cable
- G- Battery Pack

### Charging Station Options:

SINGLE BATTERY CHARGING



MULTIPLE BATTERY CHARGING

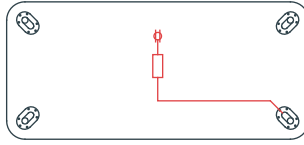


# MAGPOWER COLLECTION™

## TYPICAL POWER & CHARGING CONFIGURATIONS Design - Carl Gustav Magnusson

### TABLE ON LEVELER POWER OPTIONS

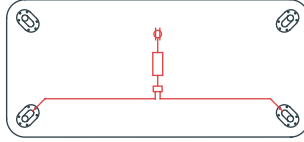
Typical for stationary tables  
All equipment mounted under top



#### 1 MagPower Leg

- 1- Power Unit
- 1- 1800mm Jumper Cable
- 1- Power Transformer

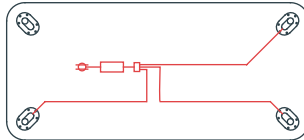
- 1- North American Mains Cable



#### 2 MagPower Legs

- 2- Power Units
- 2- 1800mm Jumper Cables
- 1- Power Transformer
- 1- 200mm Jumper Cable

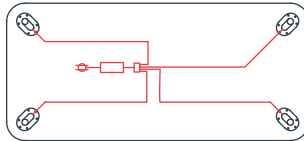
- 1- North American Mains Cable
- 1- Splitter



#### 3 MagPower Legs

- 3- Power Units
- 3- 1800mm Jumper Cables
- 1- Power Transformer
- 1- 200mm Jumper Cable

- 1- North American Mains Cable
- 1- Splitter



#### 4 MagPower Legs

- 4- Power Units
- 4- 1800mm Jumper Cables
- 1- Power Transformer
- 1- 200mm Jumper Cable

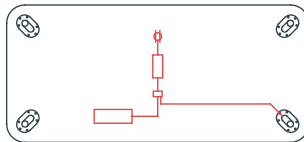
- 1- North American Mains Cable
- 1- Splitter

### TABLE ON CASTER POWER OPTIONS A

Typical for mobile tables that are generally plugged into building power but occasionally are required to be wireless.

All equipment mounted under top, battery charges when table is plugged in.

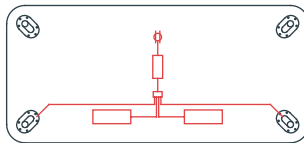
\*Jumper cables must be switched from Splitter to Legs for wireless operation.



#### 1 MagPower Leg with Battery

- 1- Power Unit
- 1- 1800mm Jumper Cable
- 1- Power Transformer
- 2- 200mm Jumper Cables

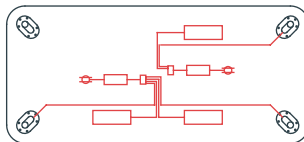
- 1- North American Mains Cable
- 1- Splitter
- 1- Battery



#### 2 MagPower Legs with Batteries

- 2- Power Units
- 2- 1800mm Jumper Cables
- 1- Power Transformer
- 1- North American Mains Cable

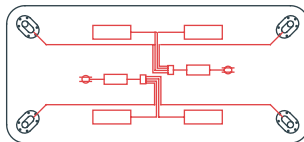
- 1- Splitter
- 3- 200mm Jumper Cable
- 2- Batteries



#### 3 MagPower Legs with Batteries

- 3- Power Units
- 3- 1800mm Jumper Cables
- 2- Power Transformers
- 2- North American Mains Cables

- 2- Splitters
- 5- 200mm Jumper Cable
- 3- Batteries




#### 4 MagPower Legs with Batteries

- 4- Power Units
- 4- 1800mm Jumper Cables
- 2- Power Transformers
- 2- North American Mains Cables

- 2- Splitters
- 6- 200mm Jumper Cable
- 4- Batteries

### TABLES ON CASTERS POWER OPTIONS B

Typical for mobile tables that are always required to be wireless. Batteries are removed from table and charged elsewhere.



#### 1-4 MagPower Legs with Batteries

Same components as above battery models but shown with simplified installation. \*Battery packs are supplied with mounting plate that allows units to be easily removed without tools

# MAGPOWER COLLECTION™

PHOTOGRAPHY Design - Carl Gustav Magnusson

---



# MAGPOWER COLLECTION™

RECTANGULAR WORK TABLES WITH LEVELERS Design - Carl Gustav Magnusson



4 Metal Legs  
on Levelers



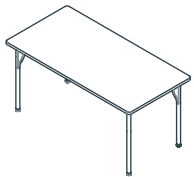
4 Wood Legs  
on Levelers

Tops are 1" Thick

## MAGPOWER RECTANGLE 24" D 90° corner



90° CORNER



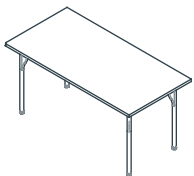
L" x	D" x	H"	Top Finish	Model Number	List Price	Model Number	List Price
30	24	29	Wood	58101/2ML	2,515	58101/2WL	2,645
<b>30</b>	<b>24</b>	<b>29</b>	<b>P-Lam</b>	<b>58101/5ML</b>	<b>2,370</b>	<b>58101/5WL</b>	<b>2,500</b>
36	24	29	Wood	58102/2ML	2,620	58102/2WL	2,750
<b>36</b>	<b>24</b>	<b>29</b>	<b>P-Lam</b>	<b>58102/5ML</b>	<b>2,415</b>	<b>58102/5WL</b>	<b>2,550</b>
42	24	29	Wood	58103/2ML	2,740	58103/2WL	2,870
<b>42</b>	<b>24</b>	<b>29</b>	<b>P-Lam</b>	<b>58103/5ML</b>	<b>2,485</b>	<b>58103/5WL</b>	<b>2,610</b>
48	24	29	Wood	58104/2ML	2,940	58104/2WL	3,075
<b>48</b>	<b>24</b>	<b>29</b>	<b>P-Lam</b>	<b>58104/5ML</b>	<b>2,615</b>	<b>58104/5WL</b>	<b>2,750</b>
54	24	29	Wood	58105/2ML	3,065	58105/2WL	3,190
<b>54</b>	<b>24</b>	<b>29</b>	<b>P-Lam</b>	<b>58105/5ML</b>	<b>2,710</b>	<b>58105/5WL</b>	<b>2,835</b>
60	24	29	Wood	58106/2ML	3,185	58106/2WL	3,310
<b>60</b>	<b>24</b>	<b>29</b>	<b>P-Lam</b>	<b>58106/5ML</b>	<b>2,760</b>	<b>58106/5WL</b>	<b>2,890</b>
66	24	29	Wood	58107/2ML	3,310	58107/2WL	3,445
<b>66</b>	<b>24</b>	<b>29</b>	<b>P-Lam</b>	<b>58107/5ML</b>	<b>2,830</b>	<b>58107/5WL</b>	<b>2,965</b>
72	24	29	Wood	58108/2ML	3,440	58108/2WL	3,565
<b>72</b>	<b>24</b>	<b>29</b>	<b>P-Lam</b>	<b>58108/5ML</b>	<b>2,890</b>	<b>58108/5WL</b>	<b>3,015</b>
78	24	29	Wood	58109/2ML	3,560	58109/2WL	3,690
<b>78</b>	<b>24</b>	<b>29</b>	<b>P-Lam</b>	<b>58109/5ML</b>	<b>2,950</b>	<b>58109/5WL</b>	<b>3,085</b>
84	24	29	Wood	58110/2ML	3,695	58110/2WL	3,820
<b>84</b>	<b>24</b>	<b>29</b>	<b>P-Lam</b>	<b>58110/5ML</b>	<b>3,015</b>	<b>58110/5WL</b>	<b>3,145</b>

## MAGPOWER SOFT RECTANGLE - 24" D 1" radius corner



1" RAD. CORNER

ONLY AVAILABLE  
WHEN EXPOSED  
PLYWOOD EDGE IS  
SPECIFIED



L" x	D" x	H"	Top Finish	Model Number	List Price	Model Number	List Price
36	24	29	Wood	58112/2ML	2,695	58112/2WL	2,825
<b>36</b>	<b>24</b>	<b>29</b>	<b>P-Lam</b>	<b>58112/5ML</b>	<b>2,485</b>	<b>58112/5WL</b>	<b>2,615</b>
42	24	29	Wood	58113/2ML	2,815	58113/2WL	2,950
<b>42</b>	<b>24</b>	<b>29</b>	<b>P-Lam</b>	<b>58113/5ML</b>	<b>2,550</b>	<b>58113/5WL</b>	<b>2,680</b>
48	24	29	Wood	58114/2ML	3,015	58114/2WL	3,150
<b>48</b>	<b>24</b>	<b>29</b>	<b>P-Lam</b>	<b>58114/5ML</b>	<b>2,685</b>	<b>58114/5WL</b>	<b>2,825</b>
54	24	29	Wood	58115/2ML	3,140	58115/2WL	3,275
<b>54</b>	<b>24</b>	<b>29</b>	<b>P-Lam</b>	<b>58115/5ML</b>	<b>2,780</b>	<b>58115/5WL</b>	<b>2,910</b>
60	24	29	Wood	58116/2ML	3,270	58116/2WL	3,395
<b>60</b>	<b>24</b>	<b>29</b>	<b>P-Lam</b>	<b>58116/5ML</b>	<b>2,835</b>	<b>58116/5WL</b>	<b>2,965</b>
66	24	29	Wood	58117/2ML	3,395	58117/2WL	3,530
<b>66</b>	<b>24</b>	<b>29</b>	<b>P-Lam</b>	<b>58117/5ML</b>	<b>2,900</b>	<b>58117/5WL</b>	<b>3,040</b>
72	24	29	Wood	58118/2ML	3,525	58118/2WL	3,655
<b>72</b>	<b>24</b>	<b>29</b>	<b>P-Lam</b>	<b>58118/5ML</b>	<b>2,965</b>	<b>58118/5WL</b>	<b>3,100</b>
78	24	29	Wood	58119/2ML	3,650	58119/2WL	3,790
<b>78</b>	<b>24</b>	<b>29</b>	<b>P-Lam</b>	<b>58119/5ML</b>	<b>3,025</b>	<b>58119/5WL</b>	<b>3,165</b>
84	24	29	Wood	58120/2ML	3,795	58120/2WL	3,920
<b>84</b>	<b>24</b>	<b>29</b>	<b>P-Lam</b>	<b>58120/5ML</b>	<b>3,100</b>	<b>58120/5WL</b>	<b>3,225</b>

# MAGPOWER COLLECTION™

RECTANGULAR WORK TABLES WITH LEVELERS Design - Carl Gustav Magnusson



4 Metal Legs  
on Levelers



4 Wood Legs  
on Levelers

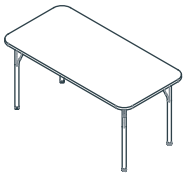
Tops are 1" Thick

## MAGPOWER SOFT RECTANGLE - 24" D

4" radius corner



4" RAD. CORNER

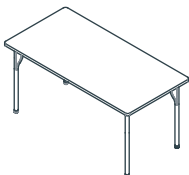


L" x	D" x	H"	Top Finish	Model Number	List Price	Model Number	List Price
30	24	29	Wood	58121/2ML	2,650	58121/2WL	2,785
<b>30</b>	<b>24</b>	<b>29</b>	<b>P-Lam</b>	<b>58121/5ML</b>	<b>2,490</b>	<b>58121/5WL</b>	<b>2,635</b>
36	24	29	Wood	58122/2ML	2,760	58122/2WL	2,895
<b>36</b>	<b>24</b>	<b>29</b>	<b>P-Lam</b>	<b>58122/5ML</b>	<b>2,550</b>	<b>58122/5WL</b>	<b>2,685</b>
42	24	29	Wood	58123/2ML	2,885	58123/2WL	3,025
<b>42</b>	<b>24</b>	<b>29</b>	<b>P-Lam</b>	<b>58123/5ML</b>	<b>2,615</b>	<b>58123/5WL</b>	<b>2,745</b>
48	24	29	Wood	58124/2ML	3,100	58124/2WL	3,230
<b>48</b>	<b>24</b>	<b>29</b>	<b>P-Lam</b>	<b>58124/5ML</b>	<b>2,750</b>	<b>58124/5WL</b>	<b>2,895</b>
54	24	29	Wood	58125/2ML	3,220	58125/2WL	3,355
<b>54</b>	<b>24</b>	<b>29</b>	<b>P-Lam</b>	<b>58125/5ML</b>	<b>2,855</b>	<b>58125/5WL</b>	<b>2,980</b>
60	24	29	Wood	58126/2ML	3,350	58126/2WL	3,480
<b>60</b>	<b>24</b>	<b>29</b>	<b>P-Lam</b>	<b>58126/5ML</b>	<b>2,910</b>	<b>58126/5WL</b>	<b>3,040</b>
66	24	29	Wood	58127/2ML	3,480	58127/2WL	3,625
<b>66</b>	<b>24</b>	<b>29</b>	<b>P-Lam</b>	<b>58127/5ML</b>	<b>2,975</b>	<b>58127/5WL</b>	<b>3,120</b>
72	24	29	Wood	58128/2ML	3,620	58128/2WL	3,745
<b>72</b>	<b>24</b>	<b>29</b>	<b>P-Lam</b>	<b>58128/5ML</b>	<b>3,040</b>	<b>58128/5WL</b>	<b>3,180</b>
78	24	29	Wood	58129/2ML	3,740	58129/2WL	3,880
<b>78</b>	<b>24</b>	<b>29</b>	<b>P-Lam</b>	<b>58129/5ML</b>	<b>3,105</b>	<b>58129/5WL</b>	<b>3,240</b>
84	24	29	Wood	58130/2ML	3,885	58130/2WL	4,020
<b>84</b>	<b>24</b>	<b>29</b>	<b>P-Lam</b>	<b>58130/5ML</b>	<b>3,180</b>	<b>58130/5WL</b>	<b>3,310</b>

## MAGPOWER RECTANGLE 30" D 90° corner



90° CORNER



L" x	D" x	H"	Top Finish	Model Number	List Price	Model Number	List Price
36	30	29	Wood	58132/2ML	2,805	58132/2WL	2,935
<b>36</b>	<b>30</b>	<b>29</b>	<b>P-Lam</b>	<b>58132/5ML</b>	<b>2,495</b>	<b>58132/5WL</b>	<b>2,620</b>
42	30	29	Wood	58133/2ML	2,920	58133/2WL	3,045
<b>42</b>	<b>30</b>	<b>29</b>	<b>P-Lam</b>	<b>58133/5ML</b>	<b>2,565</b>	<b>58133/5WL</b>	<b>2,695</b>
48	30	29	Wood	58134/2ML	3,160	58134/2WL	3,285
<b>48</b>	<b>30</b>	<b>29</b>	<b>P-Lam</b>	<b>58134/5ML</b>	<b>2,725</b>	<b>58134/5WL</b>	<b>2,855</b>
54	30	29	Wood	58135/2ML	3,320	58135/2WL	3,445
<b>54</b>	<b>30</b>	<b>29</b>	<b>P-Lam</b>	<b>58135/5ML</b>	<b>2,795</b>	<b>58135/5WL</b>	<b>2,925</b>
60	30	29	Wood	58136/2ML	3,450	58136/2WL	3,585
<b>60</b>	<b>30</b>	<b>29</b>	<b>P-Lam</b>	<b>58136/5ML</b>	<b>2,880</b>	<b>58136/5WL</b>	<b>3,005</b>
66	30	29	Wood	58137/2ML	3,615	58137/2WL	3,745
<b>66</b>	<b>30</b>	<b>29</b>	<b>P-Lam</b>	<b>58137/5ML</b>	<b>2,965</b>	<b>58137/5WL</b>	<b>3,090</b>
72	30	29	Wood	58138/2ML	3,770	58138/2WL	3,900
<b>72</b>	<b>30</b>	<b>29</b>	<b>P-Lam</b>	<b>58138/5ML</b>	<b>3,040</b>	<b>58138/5WL</b>	<b>3,170</b>
78	30	29	Wood	58139/2ML	3,920	58139/2WL	4,045
<b>78</b>	<b>30</b>	<b>29</b>	<b>P-Lam</b>	<b>58139/5ML</b>	<b>3,115</b>	<b>58139/5WL</b>	<b>3,240</b>
84	30	29	Wood	58140/2ML	4,070	58140/2WL	4,200
<b>84</b>	<b>30</b>	<b>29</b>	<b>P-Lam</b>	<b>58140/5ML</b>	<b>3,200</b>	<b>58140/5WL</b>	<b>3,340</b>

# MAGPOWER COLLECTION™

RECTANGULAR WORK TABLES WITH LEVELERS Design - Carl Gustav Magnusson



4 Metal Legs  
on Levelers



4 Wood Legs  
on Levelers

Tops are 1" Thick

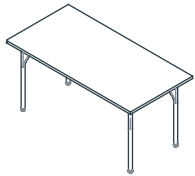
## MAGPOWER SOFT RECTANGLE - 30" D

1" radius corner



1" RAD. CORNER

ONLY AVAILABLE  
WHEN EXPOSED  
PLYWOOD EDGE IS  
SPECIFIED



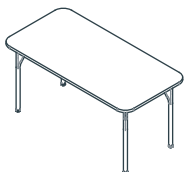
L" x	D" x	H"	Top Finish	Model Number	List Price	Model Number	List Price
36	30	29	Wood	58142/2ML	2,880	58142/2WL	3,010
<b>36</b>	<b>30</b>	<b>29</b>	<b>P-Lam</b>	<b>58142/5ML</b>	<b>2,565</b>	<b>58142/5WL</b>	<b>2,695</b>
42	30	29	Wood	58143/2ML	2,995	58143/2WL	3,125
<b>42</b>	<b>30</b>	<b>29</b>	<b>P-Lam</b>	<b>58143/5ML</b>	<b>2,625</b>	<b>58143/5WL</b>	<b>2,760</b>
48	30	29	Wood	58144/2ML	3,235	58144/2WL	3,375
<b>48</b>	<b>30</b>	<b>29</b>	<b>P-Lam</b>	<b>58144/5ML</b>	<b>2,800</b>	<b>58144/5WL</b>	<b>2,925</b>
54	30	29	Wood	58145/2ML	3,400	58145/2WL	3,530
<b>54</b>	<b>30</b>	<b>29</b>	<b>P-Lam</b>	<b>58145/5ML</b>	<b>2,865</b>	<b>58145/5WL</b>	<b>3,000</b>
60	30	29	Wood	58146/2ML	3,545	58146/2WL	3,675
<b>60</b>	<b>30</b>	<b>29</b>	<b>P-Lam</b>	<b>58146/5ML</b>	<b>2,950</b>	<b>58146/5WL</b>	<b>3,085</b>
66	30	29	Wood	58147/2ML	3,705	58147/2WL	3,845
<b>66</b>	<b>30</b>	<b>29</b>	<b>P-Lam</b>	<b>58147/5ML</b>	<b>3,040</b>	<b>58147/5WL</b>	<b>3,170</b>
72	30	29	Wood	58148/2ML	3,870	58148/2WL	4,000
<b>72</b>	<b>30</b>	<b>29</b>	<b>P-Lam</b>	<b>58148/5ML</b>	<b>3,120</b>	<b>58148/5WL</b>	<b>3,245</b>
78	30	29	Wood	58149/2ML	4,020	58149/2WL	4,150
<b>78</b>	<b>30</b>	<b>29</b>	<b>P-Lam</b>	<b>58149/5ML</b>	<b>3,195</b>	<b>58149/5WL</b>	<b>3,330</b>
84	30	29	Wood	58150/2ML	4,170	58150/2WL	4,315
<b>84</b>	<b>30</b>	<b>29</b>	<b>P-Lam</b>	<b>58150/5ML</b>	<b>3,285</b>	<b>58150/5WL</b>	<b>3,430</b>

## MAGPOWER SOFT RECTANGLE - 30" D

4" radius corner



4" RAD. CORNER



L" x	D" x	H"	Top Finish	Model Number	List Price	Model Number	List Price
36	30	29	Wood	58132/2ML	2,955	58132/2WL	3,090
<b>36</b>	<b>30</b>	<b>29</b>	<b>P-Lam</b>	<b>58132/5ML</b>	<b>2,625</b>	<b>58132/5WL</b>	<b>2,760</b>
42	30	29	Wood	58133/2ML	3,075	58133/2WL	3,210
<b>42</b>	<b>30</b>	<b>29</b>	<b>P-Lam</b>	<b>58133/5ML</b>	<b>2,700</b>	<b>58133/5WL</b>	<b>2,835</b>
48	30	29	Wood	58134/2ML	3,325	58134/2WL	3,455
<b>48</b>	<b>30</b>	<b>29</b>	<b>P-Lam</b>	<b>58134/5ML</b>	<b>2,870</b>	<b>58134/5WL</b>	<b>3,000</b>
54	30	29	Wood	58135/2ML	3,490	58135/2WL	3,625
<b>54</b>	<b>30</b>	<b>29</b>	<b>P-Lam</b>	<b>58135/5ML</b>	<b>2,940</b>	<b>58135/5WL</b>	<b>3,080</b>
60	30	29	Wood	58136/2ML	3,630	58136/2WL	3,770
<b>60</b>	<b>30</b>	<b>29</b>	<b>P-Lam</b>	<b>58136/5ML</b>	<b>3,030</b>	<b>58136/5WL</b>	<b>3,165</b>
66	30	29	Wood	58137/2ML	3,805	58137/2WL	3,940
<b>66</b>	<b>30</b>	<b>29</b>	<b>P-Lam</b>	<b>58137/5ML</b>	<b>3,120</b>	<b>58137/5WL</b>	<b>3,245</b>
72	30	29	Wood	58138/2ML	3,965	58138/2WL	4,105
<b>72</b>	<b>30</b>	<b>29</b>	<b>P-Lam</b>	<b>58138/5ML</b>	<b>3,200</b>	<b>58138/5WL</b>	<b>3,335</b>
78	30	29	Wood	58139/2ML	4,125	58139/2WL	4,255
<b>78</b>	<b>30</b>	<b>29</b>	<b>P-Lam</b>	<b>58139/5ML</b>	<b>3,280</b>	<b>58139/5WL</b>	<b>3,410</b>
84	30	29	Wood	58140/2ML	4,280	58140/2WL	4,425
<b>84</b>	<b>30</b>	<b>29</b>	<b>P-Lam</b>	<b>58140/5ML</b>	<b>3,375</b>	<b>58140/5WL</b>	<b>3,515</b>

# MAGPOWER COLLECTION™

RECTANGULAR WORK TABLES WITH LEVELERS Design - Carl Gustav Magnusson



4 Metal Legs  
on Levelers



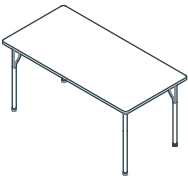
4 Wood Legs  
on Levelers

Tops are 1" Thick

## MAGPOWER RECTANGLE 36" D 90° corner



90° CORNER



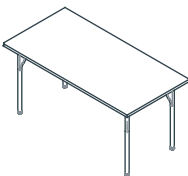
L" x	D" x	H"	Top Finish	Model Number	List Price	Model Number	List Price
30	36	29	Wood	58161/2ML	2,805	58161/2WL	2,935
<b>30</b>	<b>36</b>	<b>29</b>	<b>P-Lam</b>	<b>58161/5ML</b>	<b>2,495</b>	<b>58161/5WL</b>	<b>2,620</b>
42	36	29	Wood	58163/2ML	3,115	58163/2WL	3,245
<b>42</b>	<b>36</b>	<b>29</b>	<b>P-Lam</b>	<b>58163/5ML</b>	<b>2,645</b>	<b>58163/5WL</b>	<b>2,775</b>
48	36	29	Wood	58164/2ML	3,375	58164/2WL	3,505
<b>48</b>	<b>36</b>	<b>29</b>	<b>P-Lam</b>	<b>58164/5ML</b>	<b>2,820</b>	<b>58164/5WL</b>	<b>2,950</b>
54	36	29	Wood	58165/2ML	3,560	58165/2WL	3,695
<b>54</b>	<b>36</b>	<b>29</b>	<b>P-Lam</b>	<b>58165/5ML</b>	<b>2,915</b>	<b>58165/5WL</b>	<b>3,040</b>
60	36	29	Wood	58166/2ML	3,740	58166/2WL	3,870
<b>60</b>	<b>36</b>	<b>29</b>	<b>P-Lam</b>	<b>58166/5ML</b>	<b>3,010</b>	<b>58166/5WL</b>	<b>3,145</b>
66	36	29	Wood	58167/2ML	3,915	58167/2WL	4,040
<b>66</b>	<b>36</b>	<b>29</b>	<b>P-Lam</b>	<b>58167/5ML</b>	<b>3,110</b>	<b>58167/5WL</b>	<b>3,235</b>
72	36	29	Wood	58168/2ML	4,090	58168/2WL	4,220
<b>72</b>	<b>36</b>	<b>29</b>	<b>P-Lam</b>	<b>58168/5ML</b>	<b>3,195</b>	<b>58168/5WL</b>	<b>3,325</b>
78	36	29	Wood	58169/2ML	4,275	58169/2WL	4,400
<b>78</b>	<b>36</b>	<b>29</b>	<b>P-Lam</b>	<b>58169/5ML</b>	<b>3,285</b>	<b>58169/5WL</b>	<b>3,420</b>
84	36	29	Wood	58170/2ML	4,460	58170/2WL	4,585
<b>84</b>	<b>36</b>	<b>29</b>	<b>P-Lam</b>	<b>58170/5ML</b>	<b>3,375</b>	<b>58170/5WL</b>	<b>3,500</b>

## MAGPOWER SOFT RECTANGLE - 36" D 1" radius corner



1" RAD. CORNER

ONLY AVAILABLE  
WHEN EXPOSED  
PLYWOOD EDGE IS  
SPECIFIED



L" x	D" x	H"	Top Finish	Model Number	List Price	Model Number	List Price
30	36	29	Wood	58171/2ML	2,880	58171/2WL	3,010
<b>30</b>	<b>36</b>	<b>29</b>	<b>P-Lam</b>	<b>58171/5ML</b>	<b>2,565</b>	<b>58171/5WL</b>	<b>2,695</b>
42	36	29	Wood	58173/2ML	3,195	58173/2WL	3,335
<b>42</b>	<b>36</b>	<b>29</b>	<b>P-Lam</b>	<b>58173/5ML</b>	<b>2,715</b>	<b>58173/5WL</b>	<b>2,850</b>
48	36	29	Wood	58174/2ML	3,455	58174/2WL	3,595
<b>48</b>	<b>36</b>	<b>29</b>	<b>P-Lam</b>	<b>58174/5ML</b>	<b>2,890</b>	<b>58174/5WL</b>	<b>3,025</b>
54	36	29	Wood	58175/2ML	3,650	58175/2WL	3,795
<b>54</b>	<b>36</b>	<b>29</b>	<b>P-Lam</b>	<b>58175/5ML</b>	<b>2,990</b>	<b>58175/5WL</b>	<b>3,120</b>
60	36	29	Wood	58176/2ML	3,840	58176/2WL	3,965
<b>60</b>	<b>36</b>	<b>29</b>	<b>P-Lam</b>	<b>58176/5ML</b>	<b>3,090</b>	<b>58176/5WL</b>	<b>3,225</b>
66	36	29	Wood	58177/2ML	4,015	58177/2WL	4,140
<b>66</b>	<b>36</b>	<b>29</b>	<b>P-Lam</b>	<b>58177/5ML</b>	<b>3,190</b>	<b>58177/5WL</b>	<b>3,325</b>
72	36	29	Wood	58178/2ML	4,190	58178/2WL	4,330
<b>72</b>	<b>36</b>	<b>29</b>	<b>P-Lam</b>	<b>58178/5ML</b>	<b>3,280</b>	<b>58178/5WL</b>	<b>3,405</b>
78	36	29	Wood	58179/2ML	4,380	58179/2WL	4,515
<b>78</b>	<b>36</b>	<b>29</b>	<b>P-Lam</b>	<b>58179/5ML</b>	<b>3,375</b>	<b>58179/5WL</b>	<b>3,510</b>
84	36	29	Wood	58180/2ML	4,575	58180/2WL	4,700
<b>84</b>	<b>36</b>	<b>29</b>	<b>P-Lam</b>	<b>58180/5ML</b>	<b>3,455</b>	<b>58180/5WL</b>	<b>3,590</b>

# MAGPOWER COLLECTION™

RECTANGULAR WORK TABLES WITH LEVELERS Design - Carl Gustav Magnusson



4 Metal Legs  
on Levelers



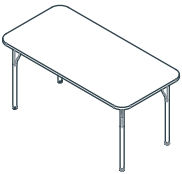
4 Wood Legs  
on Levelers

Tops are 1" Thick

## MAGPOWER SOFT RECTANGLE - 36" D 4" radius corner



4" RAD. CORNER



L" x	D" x	H"	Top Finish	Model Number	List Price	Model Number	List Price
30	36	29	Wood	58181/2ML	2,955	58181/2WL	3,090
<b>30</b>	<b>36</b>	<b>29</b>	<b>P-Lam</b>	<b>58181/5ML</b>	<b>2,625</b>	<b>58181/5WL</b>	<b>2,760</b>
42	36	29	Wood	58183/2ML	3,275	58183/2WL	3,420
<b>42</b>	<b>36</b>	<b>29</b>	<b>P-Lam</b>	<b>58183/5ML</b>	<b>2,785</b>	<b>58183/5WL</b>	<b>2,920</b>
48	36	29	Wood	58184/2ML	3,550	58184/2WL	3,690
<b>48</b>	<b>36</b>	<b>29</b>	<b>P-Lam</b>	<b>58184/5ML</b>	<b>2,965</b>	<b>58184/5WL</b>	<b>3,105</b>
54	36	29	Wood	58185/2ML	3,740	58185/2WL	3,885
<b>54</b>	<b>36</b>	<b>29</b>	<b>P-Lam</b>	<b>58185/5ML</b>	<b>3,070</b>	<b>58185/5WL</b>	<b>3,200</b>
60	36	29	Wood	58186/2ML	3,935	58186/2WL	4,070
<b>60</b>	<b>36</b>	<b>29</b>	<b>P-Lam</b>	<b>58186/5ML</b>	<b>3,170</b>	<b>58186/5WL</b>	<b>3,310</b>
66	36	29	Wood	58187/2ML	4,120	58187/2WL	4,245
<b>66</b>	<b>36</b>	<b>29</b>	<b>P-Lam</b>	<b>58187/5ML</b>	<b>3,275</b>	<b>58187/5WL</b>	<b>3,405</b>
72	36	29	Wood	58188/2ML	4,300	58188/2WL	4,440
<b>72</b>	<b>36</b>	<b>29</b>	<b>P-Lam</b>	<b>58188/5ML</b>	<b>3,360</b>	<b>58188/5WL</b>	<b>3,495</b>
78	36	29	Wood	58189/2ML	4,490	58189/2WL	4,635
<b>78</b>	<b>36</b>	<b>29</b>	<b>P-Lam</b>	<b>58189/5ML</b>	<b>3,455</b>	<b>58189/5WL</b>	<b>3,605</b>
84	36	29	Wood	58190/2ML	4,690	58190/2WL	4,820
<b>84</b>	<b>36</b>	<b>29</b>	<b>P-Lam</b>	<b>58190/5ML</b>	<b>3,550</b>	<b>58190/5WL</b>	<b>3,685</b>

# MAGPOWER COLLECTION™

## RECTANGULAR WORK TABLES WITH CASTERS

Design - Carl Gustav Magnusson



4 Metal Legs  
on Casters



4 Wood Legs  
on Casters

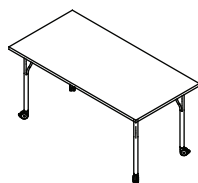
Tops are 1" Thick

### MAGPOWER RECTANGLE

24" D 90° corner



90° CORNER



L" x D"	H"	Top Finish	Model Number	List Price	Model Number	List Price
30 x 24	29	Wood	58101/2MC	2,785	58101/2WC	2,915
<b>30 x 24</b>	<b>29</b>	<b>P-Lam</b>	<b>58101/5MC</b>	<b>2,635</b>	<b>58101/5WC</b>	<b>2,770</b>
36 x 24	29	Wood	58102/2MC	2,890	58102/2WC	3,015
<b>36 x 24</b>	<b>29</b>	<b>P-Lam</b>	<b>58102/5MC</b>	<b>2,695</b>	<b>58102/5WC</b>	<b>2,820</b>
42 x 24	29	Wood	58103/2MC	3,005	58103/2WC	3,140
<b>42 x 24</b>	<b>29</b>	<b>P-Lam</b>	<b>58103/5MC</b>	<b>2,750</b>	<b>58103/5WC</b>	<b>2,880</b>
48 x 24	29	Wood	58104/2MC	3,210	58104/2WC	3,340
<b>48 x 24</b>	<b>29</b>	<b>P-Lam</b>	<b>58104/5MC</b>	<b>2,885</b>	<b>58104/5WC</b>	<b>3,015</b>
54 x 24	29	Wood	58105/2MC	3,330	58105/2WC	3,455
<b>54 x 24</b>	<b>29</b>	<b>P-Lam</b>	<b>58105/5MC</b>	<b>2,975</b>	<b>58105/5WC</b>	<b>3,105</b>
60 x 24	29	Wood	58106/2MC	3,450	58106/2WC	3,580
<b>60 x 24</b>	<b>29</b>	<b>P-Lam</b>	<b>58106/5MC</b>	<b>3,030</b>	<b>58106/5WC</b>	<b>3,160</b>
66 x 24	29	Wood	58107/2MC	3,580	58107/2WC	3,710
<b>66 x 24</b>	<b>29</b>	<b>P-Lam</b>	<b>58107/5MC</b>	<b>3,100</b>	<b>58107/5WC</b>	<b>3,230</b>
72 x 24	29	Wood	58108/2MC	3,705	58108/2WC	3,835
<b>72 x 24</b>	<b>29</b>	<b>P-Lam</b>	<b>58108/5MC</b>	<b>3,160</b>	<b>58108/5WC</b>	<b>3,285</b>
78 x 24	29	Wood	58109/2MC	3,825	58109/2WC	3,955
<b>78 x 24</b>	<b>29</b>	<b>P-Lam</b>	<b>58109/5MC</b>	<b>3,215</b>	<b>58109/5WC</b>	<b>3,350</b>
84 x 24	29	Wood	58110/2MC	3,960	58110/2WC	4,090
<b>84 x 24</b>	<b>29</b>	<b>P-Lam</b>	<b>58110/5MC</b>	<b>3,285</b>	<b>58110/5WC</b>	<b>3,410</b>

### MAGPOWER SOFT RECTANGLE - 24" D

1" radius corner



1" RAD. CORNER

ONLY AVAILABLE  
WHEN EXPOSED  
PLYWOOD EDGE IS  
SPECIFIED



L" x D"	H"	Top Finish	Model Number	List Price	Model Number	List Price
30 x 24	29	Wood	58111/2MC	2,860	58111/2WC	2,990
<b>30 x 24</b>	<b>29</b>	<b>P-Lam</b>	<b>58111/5MC</b>	<b>2,705</b>	<b>58111/5WC</b>	<b>2,845</b>
36 x 24	29	Wood	58112/2MC	2,965	58112/2WC	3,100
<b>36 x 24</b>	<b>29</b>	<b>P-Lam</b>	<b>58112/5MC</b>	<b>2,760</b>	<b>58112/5WC</b>	<b>2,890</b>
42 x 24	29	Wood	58113/2MC	3,085	58113/2WC	3,220
<b>42 x 24</b>	<b>29</b>	<b>P-Lam</b>	<b>58113/5MC</b>	<b>2,825</b>	<b>58113/5WC</b>	<b>2,955</b>
48 x 24	29	Wood	58114/2MC	3,290	58114/2WC	3,430
<b>48 x 24</b>	<b>29</b>	<b>P-Lam</b>	<b>58114/5MC</b>	<b>2,960</b>	<b>58114/5WC</b>	<b>3,100</b>
54 x 24	29	Wood	58115/2MC	3,410	58115/2WC	3,550
<b>54 x 24</b>	<b>29</b>	<b>P-Lam</b>	<b>58115/5MC</b>	<b>3,060</b>	<b>58115/5WC</b>	<b>3,185</b>
60 x 24	29	Wood	58116/2MC	3,545	58116/2WC	3,670
<b>60 x 24</b>	<b>29</b>	<b>P-Lam</b>	<b>58116/5MC</b>	<b>3,110</b>	<b>58116/5WC</b>	<b>3,235</b>
66 x 24	29	Wood	58117/2MC	3,670	58117/2WC	3,810
<b>66 x 24</b>	<b>29</b>	<b>P-Lam</b>	<b>58117/5MC</b>	<b>3,180</b>	<b>58117/5WC</b>	<b>3,320</b>
72 x 24	29	Wood	58118/2MC	3,805	58118/2WC	3,930
<b>72 x 24</b>	<b>29</b>	<b>P-Lam</b>	<b>58118/5MC</b>	<b>3,235</b>	<b>58118/5WC</b>	<b>3,375</b>
78 x 24	29	Wood	58119/2MC	3,925	58119/2WC	4,055
<b>78 x 24</b>	<b>29</b>	<b>P-Lam</b>	<b>58119/5MC</b>	<b>3,300</b>	<b>58119/5WC</b>	<b>3,440</b>
84 x 24	29	Wood	58120/2MC	4,065	58120/2WC	4,545
<b>84 x 24</b>	<b>29</b>	<b>P-Lam</b>	<b>58120/5MC</b>	<b>3,375</b>	<b>58120/5WC</b>	<b>3,500</b>

# MAGPOWER COLLECTION™

RECTANGULAR WORK TABLES WITH CASTERS Design - Carl Gustav Magnusson




4 Metal Legs  
on Casters



4 Wood Legs  
on Casters

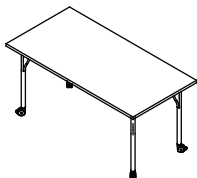
Tops are 1" Thick

## MAGPOWER SOFT RECTANGLE - 24" D 4" radius corner



L" x	D" x	H"	Top Finish	Model Number	List Price	Model Number	List Price
30	24	29	Wood	58121/2MC	2,935	58121/2WC	3,070
<b>30</b>	<b>24</b>	<b>29</b>	<b>P-Lam</b>	<b>58121/5MC</b>	<b>2,775</b>	<b>58121/5WC</b>	<b>2,915</b>
36	24	29	Wood	58122/2MC	3,040	58122/2WC	3,180
<b>36</b>	<b>24</b>	<b>29</b>	<b>P-Lam</b>	<b>58122/5MC</b>	<b>2,835</b>	<b>58122/5WC</b>	<b>2,965</b>
42	24	29	Wood	58123/2MC	3,165	58123/2WC	3,305
<b>42</b>	<b>24</b>	<b>29</b>	<b>P-Lam</b>	<b>58123/5MC</b>	<b>2,895</b>	<b>58123/5WC</b>	<b>3,030</b>
48	24	29	Wood	58124/2MC	3,380	58124/2WC	3,515
<b>48</b>	<b>24</b>	<b>29</b>	<b>P-Lam</b>	<b>58124/5MC</b>	<b>3,070</b>	<b>58124/5WC</b>	<b>3,180</b>
54	24	29	Wood	58125/2MC	3,500	58125/2WC	3,635
<b>54</b>	<b>24</b>	<b>29</b>	<b>P-Lam</b>	<b>58125/5MC</b>	<b>3,130</b>	<b>58125/5WC</b>	<b>3,270</b>
60	24	29	Wood	58126/2MC	3,630	58126/2WC	3,765
<b>60</b>	<b>24</b>	<b>29</b>	<b>P-Lam</b>	<b>58126/5MC</b>	<b>3,190</b>	<b>58126/5WC</b>	<b>3,325</b>
66	24	29	Wood	58127/2MC	3,765	58127/2WC	3,910
<b>66</b>	<b>24</b>	<b>29</b>	<b>P-Lam</b>	<b>58127/5MC</b>	<b>3,265</b>	<b>58127/5WC</b>	<b>3,400</b>
72	24	29	Wood	58128/2MC	3,900	58128/2WC	4,035
<b>72</b>	<b>24</b>	<b>29</b>	<b>P-Lam</b>	<b>58128/5MC</b>	<b>3,325</b>	<b>58128/5WC</b>	<b>3,455</b>
78	24	29	Wood	58129/2MC	4,030	58129/2WC	4,160
<b>78</b>	<b>24</b>	<b>29</b>	<b>P-Lam</b>	<b>58129/5MC</b>	<b>3,385</b>	<b>58129/5WC</b>	<b>3,525</b>
84	24	29	Wood	58130/2MC	4,165	58130/2WC	4,300
<b>84</b>	<b>24</b>	<b>29</b>	<b>P-Lam</b>	<b>58130/5MC</b>	<b>3,455</b>	<b>58130/5WC</b>	<b>3,590</b>

## MAGPOWER RECTANGLE 30" D 90° corner



L" x	D" x	H"	Top Finish	Model Number	List Price	Model Number	List Price
36	30	29	Wood	58132/2MC	3,075	58132/2WC	3,200
<b>36</b>	<b>30</b>	<b>29</b>	<b>P-Lam</b>	<b>58132/5MC</b>	<b>2,760</b>	<b>58132/5WC</b>	<b>2,890</b>
42	30	29	Wood	58133/2MC	3,190	58133/2WC	3,320
<b>42</b>	<b>30</b>	<b>29</b>	<b>P-Lam</b>	<b>58133/5MC</b>	<b>2,830</b>	<b>58133/5WC</b>	<b>2,960</b>
48	30	29	Wood	58134/2MC	3,430	58134/2WC	3,555
<b>48</b>	<b>30</b>	<b>29</b>	<b>P-Lam</b>	<b>58134/5MC</b>	<b>2,995</b>	<b>58134/5WC</b>	<b>3,120</b>
54	30	29	Wood	58135/2MC	3,585	58135/2WC	3,710
<b>54</b>	<b>30</b>	<b>29</b>	<b>P-Lam</b>	<b>58135/5MC</b>	<b>3,065</b>	<b>58135/5WC</b>	<b>3,195</b>
60	30	29	Wood	58136/2MC	3,720	58136/2WC	3,850
<b>60</b>	<b>30</b>	<b>29</b>	<b>P-Lam</b>	<b>58136/5MC</b>	<b>3,145</b>	<b>58136/5WC</b>	<b>3,275</b>
66	30	29	Wood	58137/2MC	3,880	58137/2WC	4,015
<b>66</b>	<b>30</b>	<b>29</b>	<b>P-Lam</b>	<b>58137/5MC</b>	<b>3,230</b>	<b>58137/5WC</b>	<b>3,355</b>
72	30	29	Wood	58138/2MC	4,040	58138/2WC	4,165
<b>72</b>	<b>30</b>	<b>29</b>	<b>P-Lam</b>	<b>58138/5MC</b>	<b>3,310</b>	<b>58138/5WC</b>	<b>3,440</b>
78	30	29	Wood	58139/2MC	4,185	58139/2WC	4,320
<b>78</b>	<b>30</b>	<b>29</b>	<b>P-Lam</b>	<b>58139/5MC</b>	<b>3,385</b>	<b>58139/5WC</b>	<b>3,510</b>
84	30	29	Wood	58140/2MC	4,340	58140/2WC	4,465
<b>84</b>	<b>30</b>	<b>29</b>	<b>P-Lam</b>	<b>58140/5MC</b>	<b>3,465</b>	<b>58140/5WC</b>	<b>3,610</b>

# MAGPOWER COLLECTION™

RECTANGULAR WORK TABLES WITH CASTERS Design - Carl Gustav Magnusson



4 Metal Legs  
on Casters



4 Wood Legs  
on Casters

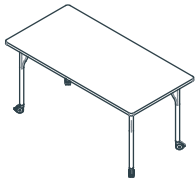
Tops are 1" Thick

## MAGPOWER SOFT RECTANGLE 30" D 1" radius corner



1" RAD. CORNER

ONLY AVAILABLE  
WHEN EXPOSED  
PLYWOOD EDGE IS  
SPECIFIED



L" x	D" x	H"	Top Finish	Model Number	List Price	Model Number	List Price
36	30	29	Wood	58122/2MC	3,150	58122/2WC	3,285
<b>36</b>	<b>30</b>	<b>29</b>	<b>P-Lam</b>	<b>58122/5MC</b>	<b>2,835</b>	<b>58122/5WC</b>	<b>2,965</b>
42	30	29	Wood	58123/2MC	3,275	58123/2WC	3,400
<b>42</b>	<b>30</b>	<b>29</b>	<b>P-Lam</b>	<b>58123/5MC</b>	<b>2,900</b>	<b>58123/5WC</b>	<b>3,035</b>
48	30	29	Wood	58124/2MC	3,515	58124/2WC	3,640
<b>48</b>	<b>30</b>	<b>29</b>	<b>P-Lam</b>	<b>58124/5MC</b>	<b>3,075</b>	<b>58124/5WC</b>	<b>3,200</b>
54	30	29	Wood	58125/2MC	3,675	58125/2WC	3,810
<b>54</b>	<b>30</b>	<b>29</b>	<b>P-Lam</b>	<b>58125/5MC</b>	<b>3,140</b>	<b>58125/5WC</b>	<b>3,280</b>
60	30	29	Wood	58126/2MC	3,815	58126/2WC	3,950
<b>60</b>	<b>30</b>	<b>29</b>	<b>P-Lam</b>	<b>58126/5MC</b>	<b>3,225</b>	<b>58126/5WC</b>	<b>3,355</b>
66	30	29	Wood	58127/2MC	3,980	58127/2WC	4,120
<b>66</b>	<b>30</b>	<b>29</b>	<b>P-Lam</b>	<b>58127/5MC</b>	<b>3,320</b>	<b>58127/5WC</b>	<b>3,445</b>
72	30	29	Wood	58128/2MC	4,140	58128/2WC	4,275
<b>72</b>	<b>30</b>	<b>29</b>	<b>P-Lam</b>	<b>58128/5MC</b>	<b>3,395</b>	<b>58128/5WC</b>	<b>3,525</b>
78	30	29	Wood	58129/2MC	4,295	58129/2WC	4,430
<b>78</b>	<b>30</b>	<b>29</b>	<b>P-Lam</b>	<b>58129/5MC</b>	<b>3,465</b>	<b>58129/5WC</b>	<b>3,605</b>
84	30	29	Wood	58130/2MC	4,450	58130/2WC	4,580
<b>84</b>	<b>30</b>	<b>29</b>	<b>P-Lam</b>	<b>58130/5MC</b>	<b>3,560</b>	<b>58130/5WC</b>	<b>3,700</b>

## MAGPOWER SOFT RECTANGLE 30" D 4" radius corner



4" RAD. CORNER



L" x	D" x	H"	Top Finish	Model Number	List Price	Model Number	List Price
36	30	29	Wood	58132/2MC	3,230	58132/2WC	3,375
<b>36</b>	<b>30</b>	<b>29</b>	<b>P-Lam</b>	<b>58132/5MC</b>	<b>2,910</b>	<b>58132/5WC</b>	<b>3,040</b>
42	30	29	Wood	58133/2MC	3,355	58133/2WC	3,490
<b>42</b>	<b>30</b>	<b>29</b>	<b>P-Lam</b>	<b>58133/5MC</b>	<b>2,975</b>	<b>58133/5WC</b>	<b>3,115</b>
48	30	29	Wood	58134/2MC	3,610	58134/2WC	3,735
<b>48</b>	<b>30</b>	<b>29</b>	<b>P-Lam</b>	<b>58134/5MC</b>	<b>3,150</b>	<b>58134/5WC</b>	<b>3,285</b>
54	30	29	Wood	58135/2MC	3,770	58135/2WC	3,910
<b>54</b>	<b>30</b>	<b>29</b>	<b>P-Lam</b>	<b>58135/5MC</b>	<b>3,220</b>	<b>58135/5WC</b>	<b>3,360</b>
60	30	29	Wood	58136/2MC	3,915	58136/2WC	4,050
<b>60</b>	<b>30</b>	<b>29</b>	<b>P-Lam</b>	<b>58136/5MC</b>	<b>3,310</b>	<b>58136/5WC</b>	<b>3,445</b>
66	30	29	Wood	58137/2MC	4,080	58137/2WC	4,225
<b>66</b>	<b>30</b>	<b>29</b>	<b>P-Lam</b>	<b>58137/5MC</b>	<b>3,400</b>	<b>58137/5WC</b>	<b>3,530</b>
72	30	29	Wood	58138/2MC	4,245	58138/2WC	4,380
<b>72</b>	<b>30</b>	<b>29</b>	<b>P-Lam</b>	<b>58138/5MC</b>	<b>3,480</b>	<b>58138/5WC</b>	<b>3,620</b>
78	30	29	Wood	58139/2MC	4,400	58139/2WC	4,545
<b>78</b>	<b>30</b>	<b>29</b>	<b>P-Lam</b>	<b>58139/5MC</b>	<b>3,560</b>	<b>58139/5WC</b>	<b>3,695</b>
84	30	29	Wood	58140/2MC	4,565	58140/2WC	4,695
<b>84</b>	<b>30</b>	<b>29</b>	<b>P-Lam</b>	<b>58140/5MC</b>	<b>3,650</b>	<b>58140/5WC</b>	<b>3,800</b>

# MAGPOWER COLLECTION™

## RECTANGULAR WORK TABLES WITH CASTERS

Design - Carl Gustav Magnusson



Tops are 1" Thick



4 Metal Legs  
on Casters



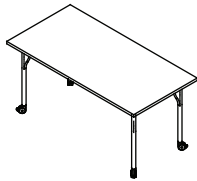
4 Wood Legs  
on Casters

### MAGPOWER RECTANGLE 36" D

90° corner



90° CORNER



L" x	D" x	H"	Top Finish	Model Number	List Price	Model Number	List Price
30	36	29	Wood	58161/2MC	3,075	58161/2WC	3,200
<b>30</b>	<b>36</b>	<b>29</b>	<b>P-Lam</b>	<b>58161/5MC</b>	<b>2,760</b>	<b>58161/5WC</b>	<b>2,890</b>
42	36	29	Wood	58163/2MC	3,385	58163/2WC	3,515
<b>42</b>	<b>36</b>	<b>29</b>	<b>P-Lam</b>	<b>58163/5MC</b>	<b>2,915</b>	<b>58163/5WC</b>	<b>3,040</b>
48	36	29	Wood	58164/2MC	3,635	58164/2WC	3,770
<b>48</b>	<b>36</b>	<b>29</b>	<b>P-Lam</b>	<b>58164/5MC</b>	<b>3,085</b>	<b>58164/5WC</b>	<b>3,215</b>
54	36	29	Wood	58165/2MC	3,825	58165/2WC	3,960
<b>54</b>	<b>36</b>	<b>29</b>	<b>P-Lam</b>	<b>58165/5MC</b>	<b>3,185</b>	<b>58165/5WC</b>	<b>3,310</b>
60	36	29	Wood	58166/2MC	4,010	58166/2WC	4,135
<b>60</b>	<b>36</b>	<b>29</b>	<b>P-Lam</b>	<b>58166/5MC</b>	<b>3,280</b>	<b>58166/5WC</b>	<b>3,410</b>
66	36	29	Wood	58167/2MC	4,180	58167/2WC	4,315
<b>66</b>	<b>36</b>	<b>29</b>	<b>P-Lam</b>	<b>58167/5MC</b>	<b>3,380</b>	<b>58167/5WC</b>	<b>3,505</b>
72	36	29	Wood	58168/2MC	4,355	58168/2WC	4,480
<b>72</b>	<b>36</b>	<b>29</b>	<b>P-Lam</b>	<b>58168/5MC</b>	<b>3,460</b>	<b>58168/5WC</b>	<b>3,590</b>
78	36	29	Wood	58169/2MC	4,550	58169/2WC	4,675
<b>78</b>	<b>36</b>	<b>29</b>	<b>P-Lam</b>	<b>58169/5MC</b>	<b>3,555</b>	<b>58169/5WC</b>	<b>3,690</b>
84	36	29	Wood	58170/2MC	4,720	58170/2WC	4,850
<b>84</b>	<b>36</b>	<b>29</b>	<b>P-Lam</b>	<b>58170/5MC</b>	<b>3,635</b>	<b>58170/5WC</b>	<b>3,765</b>

### MAGPOWER SOFT RECTANGLE 36" D

1" radius corner



1" RAD. CORNER

ONLY AVAILABLE  
WHEN EXPOSED  
PLYWOOD EDGE IS  
SPECIFIED



L" x	D" x	H"	Top Finish	Model Number	List Price	Model Number	List Price
30	36	29	Wood	58171/2MC	3,150	58171/2WC	3,285
<b>30</b>	<b>36</b>	<b>29</b>	<b>P-Lam</b>	<b>58171/5MC</b>	<b>2,835</b>	<b>58171/5WC</b>	<b>2,965</b>
42	36	29	Wood	58173/2MC	3,465	58173/2WC	3,610
<b>42</b>	<b>36</b>	<b>29</b>	<b>P-Lam</b>	<b>58173/5MC</b>	<b>2,990</b>	<b>58173/5WC</b>	<b>3,120</b>
48	36	29	Wood	58174/2MC	3,730	58174/2WC	3,870
<b>48</b>	<b>36</b>	<b>29</b>	<b>P-Lam</b>	<b>58174/5MC</b>	<b>3,165</b>	<b>58174/5WC</b>	<b>3,300</b>
54	36	29	Wood	58175/2MC	3,925	58175/2WC	4,065
<b>54</b>	<b>36</b>	<b>29</b>	<b>P-Lam</b>	<b>58175/5MC</b>	<b>3,270</b>	<b>58175/5WC</b>	<b>3,395</b>
60	36	29	Wood	58176/2MC	4,115	58176/2WC	4,240
<b>60</b>	<b>36</b>	<b>29</b>	<b>P-Lam</b>	<b>58176/5MC</b>	<b>3,360</b>	<b>58176/5WC</b>	<b>3,500</b>
66	36	29	Wood	58177/2MC	4,285	58177/2WC	4,425
<b>66</b>	<b>36</b>	<b>29</b>	<b>P-Lam</b>	<b>58177/5MC</b>	<b>3,460</b>	<b>58177/5WC</b>	<b>3,595</b>
72	36	29	Wood	58178/2MC	4,465	58178/2WC	4,595
<b>72</b>	<b>36</b>	<b>29</b>	<b>P-Lam</b>	<b>58178/5MC</b>	<b>3,555</b>	<b>58178/5WC</b>	<b>3,685</b>
78	36	29	Wood	58179/2MC	4,665	58179/2WC	4,795
<b>78</b>	<b>36</b>	<b>29</b>	<b>P-Lam</b>	<b>58179/5MC</b>	<b>3,640</b>	<b>58179/5WC</b>	<b>3,790</b>
84	36	29	Wood	58180/2MC	4,845	58180/2WC	4,975
<b>84</b>	<b>36</b>	<b>29</b>	<b>P-Lam</b>	<b>58180/5MC</b>	<b>3,730</b>	<b>58180/5WC</b>	<b>3,860</b>

# MAGPOWER COLLECTION™

RECTANGULAR WORK TABLES WITH CASTERS Design - Carl Gustav Magnusson



Tops are 1" Thick



**4 Metal Legs  
on Casters**

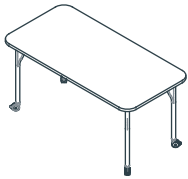


**4 Wood Legs  
on Casters**

**MAGPOWER SOFT  
RECTANGLE 36" D**  
4" radius corner



4" RAD. CORNER



L" x	D" x	H"	Top Finish	Model Number	List Price	Model Number	List Price
30	36	29	Wood	58181/2MC	3,230	58181/2WC	3,375
<b>30</b>	<b>36</b>	<b>29</b>	<b>P-Lam</b>	<b>58181/5MC</b>	<b>2,910</b>	<b>58181/5WC</b>	<b>3,040</b>
42	36	29	Wood	58183/2MC	3,560	58183/2WC	3,700
<b>42</b>	<b>36</b>	<b>29</b>	<b>P-Lam</b>	<b>58183/5MC</b>	<b>3,070</b>	<b>58183/5WC</b>	<b>3,200</b>
48	36	29	Wood	58184/2MC	3,825	58184/2WC	3,965
<b>48</b>	<b>36</b>	<b>29</b>	<b>P-Lam</b>	<b>58184/5MC</b>	<b>3,240</b>	<b>58184/5WC</b>	<b>3,385</b>
54	36	29	Wood	58185/2MC	4,030	58185/2WC	4,165
<b>54</b>	<b>36</b>	<b>29</b>	<b>P-Lam</b>	<b>58185/5MC</b>	<b>3,350</b>	<b>58185/5WC</b>	<b>3,480</b>
60	36	29	Wood	58186/2MC	4,220	58186/2WC	4,350
<b>60</b>	<b>36</b>	<b>29</b>	<b>P-Lam</b>	<b>58186/5MC</b>	<b>3,450</b>	<b>58186/5WC</b>	<b>3,590</b>
66	36	29	Wood	58187/2MC	4,395	58187/2WC	4,540
<b>66</b>	<b>36</b>	<b>29</b>	<b>P-Lam</b>	<b>58187/5MC</b>	<b>3,555</b>	<b>58187/5WC</b>	<b>3,690</b>
72	36	29	Wood	58188/2MC	4,580	58188/2WC	4,710
<b>72</b>	<b>36</b>	<b>29</b>	<b>P-Lam</b>	<b>58188/5MC</b>	<b>3,640</b>	<b>58188/5WC</b>	<b>3,775</b>
78	36	29	Wood	58189/2MC	4,785	58189/2WC	4,915
<b>78</b>	<b>36</b>	<b>29</b>	<b>P-Lam</b>	<b>58189/5MC</b>	<b>3,735</b>	<b>58189/5WC</b>	<b>3,880</b>
84	36	29	Wood	58190/2MC	4,965	58190/2WC	5,100
<b>84</b>	<b>36</b>	<b>29</b>	<b>P-Lam</b>	<b>58190/5MC</b>	<b>3,825</b>	<b>58190/5WC</b>	<b>3,960</b>

# MAGPOWER COLLECTION™

SQUARE WORK TABLES WITH LEVELERS Design - Carl Gustav Magnusson



4 Metal Legs  
on Levelers



4 Wood Legs  
on Levelers

Tops are 1" Thick

## MAGPOWER SQUARE ON LEVELERS 90° corner



90° CORNER

L" x D" x H"	Top Finish	Model Number	List Price	Model Number	List Price
24 24 29	Wood	58191/2ML	2,305	58191/2WL	2,430
<b>24 24 29</b>	<b>P-Lam</b>	<b>58191/5ML</b>	<b>2,200</b>	<b>58191/5WL</b>	<b>2,340</b>
30 30 29	Wood	58192/2ML	2,530	58192/2WL	2,660
<b>30 30 29</b>	<b>P-Lam</b>	<b>58192/5ML</b>	<b>2,335</b>	<b>58192/5WL</b>	<b>2,455</b>
36 36 29	Wood	58193/2ML	2,825	58193/2WL	2,950
<b>36 36 29</b>	<b>P-Lam</b>	<b>58193/5ML</b>	<b>2,460</b>	<b>58193/5WL</b>	<b>2,580</b>
42 42 29	Wood	58194/2ML	3,165	58194/2WL	3,285
<b>42 42 29</b>	<b>P-Lam</b>	<b>58194/5ML</b>	<b>2,605</b>	<b>58194/5WL</b>	<b>2,730</b>
48 48 29	Wood	58195/2ML	3,725	58195/2WL	3,850
<b>48 48 29</b>	<b>P-Lam</b>	<b>58195/5ML</b>	<b>2,975</b>	<b>58195/5WL</b>	<b>3,105</b>
54 54 29	Wood	58196/2ML	4,215	58196/2WL	4,340
<b>54 54 29</b>	<b>P-Lam</b>	<b>58196/5ML</b>	<b>3,240</b>	<b>58196/5WL</b>	<b>3,360</b>
60 60 29	Wood	58197/2ML	4,785	58197/2WL	4,910
<b>60 60 29</b>	<b>P-Lam</b>	<b>58197/5ML</b>	<b>3,550</b>	<b>58197/5WL</b>	<b>3,670</b>

## MAGPOWER SQUARE ON LEVELERS 1" radius corner



1" RAD. CORNER

ONLY AVAILABLE  
WHEN EXPOSED  
PLYWOOD EDGE IS  
SPECIFIED

L" x D" x H"	Top Finish	Model Number	List Price	Model Number	List Price
24 24 29	Wood	58198/2ML	2,425	58198/2WL	2,555
<b>24 24 29</b>	<b>P-Lam</b>	<b>58198/5ML</b>	<b>2,310</b>	<b>58198/5WL</b>	<b>2,460</b>
30 30 29	Wood	58199/2ML	2,660	58199/2WL	2,795
<b>30 30 29</b>	<b>P-Lam</b>	<b>58199/5ML</b>	<b>2,455</b>	<b>58199/5WL</b>	<b>2,580</b>
36 36 29	Wood	58200/2ML	2,970	58200/2WL	3,100
<b>36 36 29</b>	<b>P-Lam</b>	<b>58200/5ML</b>	<b>2,585</b>	<b>58200/5WL</b>	<b>2,710</b>
42 42 29	Wood	58201/2ML	3,325	58201/2WL	3,450
<b>42 42 29</b>	<b>P-Lam</b>	<b>58201/5ML</b>	<b>2,740</b>	<b>58201/5WL</b>	<b>2,870</b>
48 48 29	Wood	58202/2ML	3,915	58202/2WL	4,045
<b>48 48 29</b>	<b>P-Lam</b>	<b>58202/5ML</b>	<b>3,125</b>	<b>58202/5WL</b>	<b>3,265</b>
54 54 29	Wood	58203/2ML	4,430	58203/2WL	4,560
<b>54 54 29</b>	<b>P-Lam</b>	<b>58203/5ML</b>	<b>3,405</b>	<b>58203/5WL</b>	<b>3,530</b>
60 60 29	Wood	58204/2ML	5,025	58204/2WL	5,160
<b>60 60 29</b>	<b>P-Lam</b>	<b>58204/5ML</b>	<b>3,730</b>	<b>58204/5WL</b>	<b>3,855</b>

# MAGPOWER COLLECTION™

SQUARE WORK TABLES WITH LEVELERS Design - Carl Gustav Magnusson



Tops are 1" Thick



4 Metal Legs  
on Levelers



4 Wood Legs  
on Levelers

## MAGPOWER SQUARE ON LEVELERS 4" radius corner



4" RAD. CORNER

L" x D" x H"	Top Finish	Model Number	List Price	Model Number	List Price
24 24 29	Wood	58205/2ML	2,550	58205/2WL	2,685
<b>24 24 29</b>	<b>P-Lam</b>	<b>58205/5ML</b>	<b>2,430</b>	<b>58205/5WL</b>	<b>2,585</b>
30 30 29	Wood	58206/2ML	2,795	58206/2WL	2,935
<b>30 30 29</b>	<b>P-Lam</b>	<b>58206/5ML</b>	<b>2,580</b>	<b>58206/5WL</b>	<b>2,710</b>
36 36 29	Wood	58207/2ML	3,120	58207/2WL	3,255
<b>36 36 29</b>	<b>P-Lam</b>	<b>58207/5ML</b>	<b>2,715</b>	<b>58207/5WL</b>	<b>2,850</b>
42 42 29	Wood	58208/2ML	3,495	58208/2WL	3,625
<b>42 42 29</b>	<b>P-Lam</b>	<b>58208/5ML</b>	<b>2,880</b>	<b>58208/5WL</b>	<b>3,015</b>
48 48 29	Wood	58209/2ML	4,115	58209/2WL	4,250
<b>48 48 29</b>	<b>P-Lam</b>	<b>58209/5ML</b>	<b>3,285</b>	<b>58209/5WL</b>	<b>3,430</b>
54 54 29	Wood	58210/2ML	4,655	58210/2WL	4,790
<b>54 54 29</b>	<b>P-Lam</b>	<b>58210/5ML</b>	<b>3,580</b>	<b>58210/5WL</b>	<b>3,710</b>
60 60 29	Wood	58211/2ML	5,280	58211/2WL	5,420
<b>60 60 29</b>	<b>P-Lam</b>	<b>58211/5ML</b>	<b>3,920</b>	<b>58211/5WL</b>	<b>4,050</b>

# MAGPOWER COLLECTION™

SQUARE WORK TABLES WITH LEVELERS Design - Carl Gustav Magnusson



Tops are 1" Thick



4 Metal Legs  
on Casters



4 Wood Legs  
on Casters

## MAGPOWER SQUARE ON CASTERS 90° corner



90° CORNER

L" x	D" x	H"	Top Finish	Model Number	List Price	Model Number	List Price
24	24	29	Wood	58191/2MC	2,570	58191/2WC	2,690
<b>24</b>	<b>24</b>	<b>29</b>	<b>P-Lam</b>	<b>58191/5MC</b>	<b>2,465</b>	<b>58191/5WC</b>	<b>2,590</b>
30	30	29	Wood	58192/2MC	2,785	58192/2WC	2,915
<b>30</b>	<b>30</b>	<b>29</b>	<b>P-Lam</b>	<b>58192/5MC</b>	<b>2,585</b>	<b>58192/5WC</b>	<b>2,705</b>
36	36	29	Wood	58193/2MC	3,080	58193/2WC	3,200
<b>36</b>	<b>36</b>	<b>29</b>	<b>P-Lam</b>	<b>58193/5MC</b>	<b>2,710</b>	<b>58193/5WC</b>	<b>2,830</b>
42	42	29	Wood	58194/2MC	3,415	58194/2WC	3,540
<b>42</b>	<b>42</b>	<b>29</b>	<b>P-Lam</b>	<b>58194/5MC</b>	<b>2,860</b>	<b>58194/5WC</b>	<b>2,990</b>
48	48	29	Wood	58195/2MC	3,980	58195/2WC	4,110
<b>48</b>	<b>48</b>	<b>29</b>	<b>P-Lam</b>	<b>58195/5MC</b>	<b>3,230</b>	<b>58195/5WC</b>	<b>3,355</b>
54	54	29	Wood	58196/2MC	4,465	58196/2WC	4,590
<b>54</b>	<b>54</b>	<b>29</b>	<b>P-Lam</b>	<b>58196/5MC</b>	<b>3,500</b>	<b>58196/5WC</b>	<b>3,620</b>
60	60	29	Wood	58197/2MC	5,035	58197/2WC	5,165
<b>60</b>	<b>60</b>	<b>29</b>	<b>P-Lam</b>	<b>58197/5MC</b>	<b>3,805</b>	<b>58197/5WC</b>	<b>3,925</b>

## MAGPOWER SQUARE ON CASTERS 1" radius Corner



1" RAD. CORNER

ONLY AVAILABLE  
WHEN EXPOSED  
PLYWOOD EDGE IS  
SPECIFIED

L" x	D" x	H"	Top Finish	Model Number	List Price	Model Number	List Price
24	24	29	Wood	58198/2MC	2,685	58198/2WC	2,810
<b>24</b>	<b>24</b>	<b>29</b>	<b>P-Lam</b>	<b>58198/5MC</b>	<b>2,575</b>	<b>58198/5WC</b>	<b>2,710</b>
30	30	29	Wood	58199/2MC	2,915	58199/2WC	3,045
<b>30</b>	<b>30</b>	<b>29</b>	<b>P-Lam</b>	<b>58199/5MC</b>	<b>2,705</b>	<b>58199/5WC</b>	<b>2,830</b>
36	36	29	Wood	58200/2MC	3,225	58200/2WC	3,350
<b>36</b>	<b>36</b>	<b>29</b>	<b>P-Lam</b>	<b>58200/5MC</b>	<b>2,835</b>	<b>58200/5WC</b>	<b>2,965</b>
42	42	29	Wood	58201/2MC	3,580	58201/2WC	3,705
<b>42</b>	<b>42</b>	<b>29</b>	<b>P-Lam</b>	<b>58201/5MC</b>	<b>2,995</b>	<b>58201/5WC</b>	<b>3,125</b>
48	48	29	Wood	58202/2MC	4,165	58202/2WC	4,300
<b>48</b>	<b>48</b>	<b>29</b>	<b>P-Lam</b>	<b>58202/5MC</b>	<b>3,385</b>	<b>58202/5WC</b>	<b>3,515</b>
54	54	29	Wood	58203/2MC	4,680	58203/2WC	4,810
<b>54</b>	<b>54</b>	<b>29</b>	<b>P-Lam</b>	<b>58203/5MC</b>	<b>3,660</b>	<b>58203/5WC</b>	<b>3,790</b>
60	60	29	Wood	58204/2MC	5,280	58204/2WC	5,415
<b>60</b>	<b>60</b>	<b>29</b>	<b>P-Lam</b>	<b>58204/5MC</b>	<b>3,985</b>	<b>58204/5WC</b>	<b>4,115</b>

# MAGPOWER COLLECTION™

SQUARE WORK TABLES WITH LEVELERS Design - Carl Gustav Magnusson



Tops are 1" Thick



4 Metal Legs  
on Casters



4 Wood Legs  
on Casters

## MAGPOWER SQUARE ON CASTERS 4" radius Corner




4"RAD. CORNER

L" x D"	H"	Top Finish	Model Number	List Price	Model Number	List Price
24 x 24	29	Wood	58205/2MC	2,805	58205/2WC	2,935
<b>24 x 24</b>	<b>29</b>	<b>P-Lam</b>	<b>58205/5MC</b>	<b>2,690</b>	<b>58205/5WC</b>	<b>2,835</b>
30 x 30	29	Wood	58206/2MC	3,045	58206/2WC	3,190
<b>30 x 30</b>	<b>29</b>	<b>P-Lam</b>	<b>58206/5MC</b>	<b>2,830</b>	<b>58206/5WC</b>	<b>2,965</b>
36 x 36	29	Wood	58207/2MC	3,380	58207/2WC	3,510
<b>36 x 36</b>	<b>29</b>	<b>P-Lam</b>	<b>58207/5MC</b>	<b>2,970</b>	<b>58207/5WC</b>	<b>3,105</b>
42 x 42	29	Wood	58208/2MC	3,745	58208/2WC	3,880
<b>42 x 42</b>	<b>29</b>	<b>P-Lam</b>	<b>58208/5MC</b>	<b>3,130</b>	<b>58208/5WC</b>	<b>3,275</b>
48 x 48	29	Wood	58209/2MC	4,365	58209/2WC	4,500
<b>48 x 48</b>	<b>29</b>	<b>P-Lam</b>	<b>58209/5MC</b>	<b>3,540</b>	<b>58209/5WC</b>	<b>3,685</b>
54 x 54	29	Wood	58210/2MC	4,905	58210/2WC	5,040
<b>54 x 54</b>	<b>29</b>	<b>P-Lam</b>	<b>58210/5MC</b>	<b>3,835</b>	<b>58210/5WC</b>	<b>3,965</b>
60 x 60	29	Wood	58211/2MC	5,535	58211/2WC	5,670
<b>60 x 60</b>	<b>29</b>	<b>P-Lam</b>	<b>58211/5MC</b>	<b>4,170</b>	<b>58211/5WC</b>	<b>4,315</b>

# MAGPOWER COLLECTION™

ROUND WORK TABLES WITH LEVELERS Design - Carl Gustav Magnusson



Tops are 1" Thick



## MAGPOWER ROUND ON LEVELERS



Diameter	x H"	Top Finish	Model Number	List Price	Model Number	List Price
24	29	Wood	58233/ML	2,510	58233/2WL	2,640
<b>24</b>	<b>29</b>	<b>P-Lam</b>	<b>58233/5ML</b>	<b>2,380</b>	<b>58233/5WL</b>	<b>2,510</b>
30	29	Wood	58234/2ML	2,770	58234/2WL	2,900
<b>30</b>	<b>29</b>	<b>P-Lam</b>	<b>58234/5ML</b>	<b>2,510</b>	<b>58234/5WL</b>	<b>2,640</b>
36	29	Wood	58235/2ML	3,065	58235/2WL	3,195
<b>36</b>	<b>29</b>	<b>P-Lam</b>	<b>58235/5ML</b>	<b>2,670</b>	<b>58235/5WL</b>	<b>2,805</b>
42	29	Wood	58236/2ML	3,450	58236/2WL	3,585
<b>42</b>	<b>29</b>	<b>P-Lam</b>	<b>58236/5ML</b>	<b>2,845</b>	<b>58236/5WL</b>	<b>2,970</b>
48	29	Wood	58237/2ML	4,200	58237/2WL	4,330
<b>48</b>	<b>29</b>	<b>P-Lam</b>	<b>58237/5ML</b>	<b>3,325</b>	<b>58237/5WL</b>	<b>3,450</b>
54	29	Wood	58238/2ML	4,745	58238/2WL	4,885
<b>54</b>	<b>29</b>	<b>P-Lam</b>	<b>58238/5ML</b>	<b>3,640</b>	<b>58238/5WL</b>	<b>3,770</b>
60	29	Wood	58239/2ML	5,355	58239/2WL	5,490
<b>60</b>	<b>29</b>	<b>P-Lam</b>	<b>58239/5ML</b>	<b>4,005</b>	<b>58239/5WL</b>	<b>4,130</b>

# MAGPOWER COLLECTION™

ROUND WORK TABLES WITH LEVELERS Design - Carl Gustav Magnusson



Tops are 1" Thick



## MAGPOWER ROUND ON CASTERS



Diameter	x H"	Top Finish	Model Number	List Price	Model Number	List Price
24	29	Wood	58240/2MC	2,780	58240/2WC	2,910
<b>24</b>	<b>29</b>	<b>P-Lam</b>	<b>58240/5MC</b>	<b>2,645</b>	<b>58240/5WC</b>	<b>2,780</b>
30	29	Wood	58241/2MC	3,035	58241/2WC	3,170
<b>30</b>	<b>29</b>	<b>P-Lam</b>	<b>58241/5MC</b>	<b>2,780</b>	<b>58241/5WC</b>	<b>2,910</b>
36	29	Wood	58242/2MC	3,330	58242/2WC	3,460
<b>36</b>	<b>29</b>	<b>P-Lam</b>	<b>58242/5MC</b>	<b>2,940</b>	<b>58242/5WC</b>	<b>3,075</b>
42	29	Wood	58243/2MC	3,720	58243/2WC	3,850
<b>42</b>	<b>29</b>	<b>P-Lam</b>	<b>58243/5MC</b>	<b>3,110</b>	<b>58243/5WC</b>	<b>3,235</b>
48	29	Wood	58244/2MC	4,465	58244/2WC	4,590
<b>48</b>	<b>29</b>	<b>P-Lam</b>	<b>58244/5MC</b>	<b>3,590</b>	<b>58244/5WC</b>	<b>3,720</b>
54	29	Wood	58245/2MC	5,020	58245/2WC	5,145
<b>54</b>	<b>29</b>	<b>P-Lam</b>	<b>58245/5MC</b>	<b>3,915</b>	<b>58245/5WC</b>	<b>4,040</b>
60	29	Wood	58246/2MC	5,625	58246/2WC	5,755
<b>60</b>	<b>29</b>	<b>P-Lam</b>	<b>58246/5MC</b>	<b>4,270</b>	<b>58246/5WC</b>	<b>4,395</b>

# TERMS AND CONDITIONS OF SALE

---

## PRICES

All prices are list prices, FOB our Toronto Factory- freight charges are extra. Packing and/ or crating is available, if required, upcharges apply.

Due to existing conditions in regard to cost of labor and materials, we reserve the right to change prices without notice.

## TERMS

Net 30 days from date of invoice to accredited buyers. Two per cent (2%) interest charged monthly on overdue accounts. Deposit of 50% is required with order. Terms will be established upon credit evaluation. Due to delays in processing references, first orders may be treated as C.B.D. orders.

## ORDER CONFIRMATION

Orders are accepted upon issuance of our order confirmation and are subject to the terms set forth therein; notwithstanding any variance from the terms of the buyer's order form.

Nienkämper is not liable for any delay or failure to deliver caused by labor or transportation difficulties, accidents, acts of God, failure of sources of supply, or other causes beyond our control, and changes will affect the delivery date.

## CHANGE OF ORDERS OR CANCELLATIONS

Changes or cancellations are subject to our ability to conform. A charge will be levied against canceled or changed orders based on costs already incurred by Nienkämper. All changes must be in writing and submitted on a revised purchase order. Changes will affect the delivery date.

## STORAGE

If goods cannot be accepted when ready, we may transfer them to storage (which is to be deemed as delivery for invoice purposes). The customer accepts risks and will be charged at prevailing rates.

## FREIGHT

All prices are list prices, FOB our Toronto Factory- freight charges are extra.

Packing and/or crating are available, if required, upcharges apply.

## CLAIMS

All furniture is given to the carrier and signed for in good condition. It is the responsibility of the receiver to sign for the goods in the presence of the carrier and note the condition in which they are received. Freight claims should be filed with the carrier.

## WARRANTY

There are no express or implied warranties, conditions and obligations of the manufacturer, whether statutory or otherwise that extend beyond the description on the face hereof. Our furniture is made to the highest standard and is warranted free from defects of material and workmanship for five years from the date of delivery. During the warranty period we will repair or replace such merchandise as shall prove to be defective, during normal usage in accordance with manufacturer's specifications. The manufacturer shall not be liable for defect wholly attributable to normal manufacturing process. Replacement or repair of the Product shall be the sole remedy of the Customer, and the manufacturer shall not be liable for any direct, indirect, incidental, or consequential loss or damage suffered by the Customer by reason of any defect in workmanship or manufacture of the Product or inability to use the Product. Moreover, this warranty does not cover accidental damage, abuse, alteration, ordinary wear and tear of Goods, negligence and misuse nor variations over which we have no control such as heat or humidity or damage to which the Goods are connected that is not attributable to the failure of the goods themselves. This warranty is null and void when the product is installed with hardware other than that supplied and/or when installed differently than recommended in the installation guide. Modification to the product or hardware may result in failure of the product and cause damage and/or injury.

## WOOD FINISHES

Nienkämper offers a wide variety of standard light finishes on cherry, mahogany and figured anagre wood veneers, and a clear natural finish on figured anagre, figured sycamore, maple, bird's eye maple and curly maple.

Light finishes do not mask the grain and other characteristics of each wood species. It is important to understand that pieces of the same type of wood will not look identical when a light finish is used. The appearance of the finish will also depend on the natural color of the veneer. Cherry darkens over time as the wood ages. Pin knots and gum pockets are inherent traits.

Wood is a naturally variable raw material; its variances are not within the furniture manufacturer's control and are therefore not considered defects under this warranty.