

nienkämpfer

CONFERENCE TABLES

MOSS COLLECTION



2026

Prices include freight charges, blanket wrapped, dock delivered, from the manufacturing source to any location in the contiguous United States. Packing and/or crating are available, if required, upcharges apply.

veneers

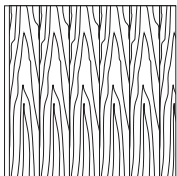
All wood surfaces are protected with a durable polyurethane clear lacquer with UV inhibitor. This finish is known for its exceptional durability, as well as abrasion, chemical, impact and scratch resistance. Standard sheen level is 45 degrees. Optional matte, 5, 10 and 35 degree sheen levels are available on request at no additional cost.

Wood Species	Order Code	Veneer/Stain	Upcharge
Maple	F-01	Natural Maple	No upcharge applies.
	F-02	Natural Curly Maple - Rotary Cut	Add 15%.
	F-03	Natural Bird's Eye Maple - Rotary Cut	Call Customer Service for pricing.
	F-04	Maple Stained Pear	No upcharge applies.
Cherry	F-05	Natural Cherry	No upcharge applies.
	F-06	Standard Cherry	No upcharge applies.
	F-07	Cherry Stained Amber	No upcharge applies.
	F-08	Cherry Stained Auburn	No upcharge applies.
	F-09	Cherry Stained Burgundy	No upcharge applies.
Mahogany	F-10	Light Mahogany	No upcharge applies.
	F-11	Medium Mahogany	No upcharge applies.
	F-12	Dark Mahogany	No upcharge applies.
	F-13	Red Mahogany	No upcharge applies.
Anagre	F-14	Natural Figured Anagre - Qtr. Cut Book-Match	Add 15%.
	F-15	Figured Anagre Stained Amber - Qtr. Cut Book-Match	Add 15%.
Sycamore	F-16	Natural Figured Sycamore - Qtr. Cut Book-Match	Add 15%.
Walnut	F-17	Burnt Walnut	No upcharge applies.
	F-19	Natural Walnut- Flat Cut Book-Match	No upcharge applies.
	F-19FM	Natural Walnut- Flat Cut Book-Match (matte sheen)	No upcharge applies.
	F-27F	Creamy Walnut- Flat Cut Book-Match (10° sheen)	No upcharge applies.
	F-27R	Creamy Walnut - Rift Cut Slip-Match (10° sheen)	Add 5%
	F-28	Tawny Walnut	No upcharge applies.
	F-31FM	Autumn Walnut- Flat Cut Book-Match (matte sheen)	No upcharge applies.
	F-31RM	Autumn Walnut - Rift Cut Slip-Match (matte sheen)	Add 5%
Oak	F-18F	Natural White Oak - Flat Cut Book-Match (10° sheen)	No upcharge applies.
	F-18R	Natural White Oak - Rift Cut Slip-Match (10° sheen)	Add 5%
	F-26	Charcoal Ash On Oak- Flat Cut Book- Match (10° sheen)	No upcharge applies.
	F-29F	Smoky Oak - Flat Cut Book-Match	No upcharge applies.
	F-29R	Smoky Oak - Rift Cut Slip-Match	Add 5%
	F-29FM	Smoky Oak - Flat Cut Book-Match (matte sheen)	No upcharge applies.
	F-29RM	Smoky Oak - Rift Cut Slip-Match (matte sheen)	Add 5%
	F-30FM	Whisper White Oak - Flat Cut Book-Match (matte sheen)	No upcharge applies.
	F-30RM	Whisper White Oak - Rift Cut Slip-Match (matte sheen)	Add 5%
	F-32FM	Cotton White Oak - Flat Cut Book-Match (matte sheen)	No upcharge applies.
F-32RM	Cotton White Oak - Rift Cut Slip-Match (matte sheen)	Add 5%	
Sapele – Ribbon Stripe	F-20	Natural Ribbon Strip Sapele - Qtr. Cut Slip-Match	No upcharge applies.
Moabi (Cherry substitute)	F-21	Natural Moabi - Quarter - Qtr. Cut Book-Match	No upcharge applies.
Cape Coast Walnut	F-22	Dark Cape Coast Walnut - Qtr. Cut Slip-Match	No upcharge applies.
	F-23	Natural Cape Coast Walnut - Qtr. Cut Slip-Match	No upcharge applies.
	F-23	Natural Cape Coast Walnut - Qtr. Cut Slip-Match	No upcharge applies.
Ash	F-25	Slate Gray Ash - Qtr. Cut Slip-Match	No upcharge applies.

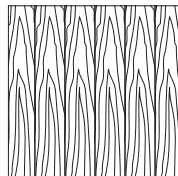
veneER GRAIN OPTIONS

Nienkämper products utilize the best quality veneers available, and, combined with Nienkämper's patented veneering systems, create work environments of incredible quality and beauty.


All veneer furniture comes standard with flat cut book-match veneer; flat cut slip-match veneer can also be specified. Quarter cut slip-match and quarter cut book-match veneers are available at a 5% upcharge. Figured Anagre and Figured Sycamore veneers are Quarter cut book-matched. Bird's Eye Maple and Curly Maple are rotary cut. Facet Edge, Taper edge, Flowform, Camber and Self edge tops with veneer are manufactured with a solid wood edge. All edges are then veneer wrapped to create a seamless profile top.




Standard V1
Flat Cut Book-Match



Flat Cut Slip-Match V2



Quarter Cut Slip-Match V3
Add 5%



Quarter Cut Book-Match V4
Add 5%

P-LAM

Wood grain plastic laminate surfaces are available on table tops with Facet, Taper and Self edges.

These tops are manufactured with a solid wood edge that is applied prior to the laminate top surface. This method conceals the thickness of the wood edge, while providing the durability required. Wood edges are selected that most closely resemble both the species and the color of the laminate chosen

Nienkämper has pre-selected a number of standard wood grain plastic laminates that represent a cross section of both color and species. Simply include the order code with the model number to make these selections. Alternatively wood grain plastic laminates selected outside of Nienkämper's standard selection can be made by specifying the manufacturer as well as the description and model number of the laminate at the time of order.

Wood Grain Plastic Laminate Surfaces	Order Code	Manufacturer #	Finish
Hardrock Maple	WL2	Pionite WM791-SD	Textured/Suede
Monticello Maple	WL5	Wilsonart 7925-38	Fine Velvet Texture
Fusion Maple	WL13	Wilsonart 7909-60	Matte
New Age Oak	WL14	Wilsonart 7938-38	Fine Velvet Texture
Wild Cherry	WL18	Wilsonart 7054-60	Matte
River Cherry	WL19	Wilsonart 7937-38	Fine Velvet Texture
Montana Walnut	WL20	Wilsonart 7110T-78	Fine Grain
Skyline Walnut	WL26	Wilsonart 7964K-12	Soft Grain
Continental Walnut	WL-29	Wilsonart 8232K-05	Timbergrain
Neo Walnut	WL-30	Wilsonart 7991-38	Fine Velvet Texture
Walnut Heights	WL-31	Wilsonart 7965K-12	Soft Grain
Grayed Oak	WL-32	Formica 5791-PG	Pure Grain Texture
Millennium Oak	WL-33	Formica 5887-58	Matte
Aged Ash	WL-34	Formica 8844-WR	Woodbrush
Lowell Ash	WL-35	Wilsonart 7994-38	Fine Velvet Texture
Natural Ash	WL-36	Formica 8843-WR	Woodbrush
Norwegian Ash	WL-37	Wilsonart 8241-38	Fine Velvet Texture
Weathered Ash	WL-38	Formica 8842-WR	Woodbrush
Smoky Brown Pear	WL-39	Formica 5488-26	Oiled Wood
Studio Teak	WL-40	Wilsonart 7960K-18	Linearity
Fawn Cypress	WL-41	Wilsonart 8208K-16	Casual Rustic
Landmark Wood	WL-42	Wilsonart 7981K-12	Soft Grain
Natural Cerise	WL-43	Formica 8863-58	Matte
Natural Recon	WL-44	Wilsonart 7996-38	Fine Velvet Texture
Pecan Woodline	WL-45	Formica 5883-58	Matte

To specify the wood grain laminate required simply add the Order Code WL_ to the model number of the product.

Samples and specific technical data is available from your local sales representative or by contacting Nienkämper's Customer Service department at **800.668.9318**.

P-LAM

COLORED P-LAM

Both Taper and Self edge profiles are available with a colored laminate top.

Laminate edging on Taper tops. Edging will match the top surface and is applied before the surface laminate. By applying the laminate in this way, the seam is positioned horizontally, which makes it much less conspicuous and more durable.

Wood edging on Self and Taper Edge tops are applied before the laminate. By applying the wood edge in this way, the wood edge thickness is concealed, while providing the durability required. Wood species and finishes for edging can be selected from page 8.

For laminates specified outside of Nienkämper's standard selection, specify the manufacturer as well as the description and model number of the laminate selected at the time of order. For Facet edge tops, the laminate must be a post-forming grade.


Translucent edging on Self and Taper edge tops is applied after the surface laminate. The translucent edge is very durable. Clear translucent edge provides a good match with most white-colored laminates, while a silver translucent edge provides a metallic look and contrast to colored plastic laminates.




P-Lam top & Self edge



P-Lam top & Translucent Self edge



Wood Grain P-Lam top & silver Translucent Self edge



P-Lam top & solid wood Facet edge

*An unavoidable, thin dark line will be visible when specifying a matching p.lam edge. This is more pronounced with light colored laminates

Colored Plastic Laminates Surface	Order Code	Manufacturer #	Finish
Gray (Nienkämper - Light Gray/Putty)	CL-01	Wilsonart 1500-60	Matte
Platinum Gray (Nienkämper - Medium Gray/Clay)	CL-02	Nevamar S6023T	Textured
Slate Grey (Nienkämper - Dark Gray)	CL-03	Wilsonart D91-60	Matte
Black	CL-04	Wilsonart 1595-60	Matte
Angel White	CL-05	Pionite SW-826SD	Textured/ Suede
Frosty White	CL-06	Wilsonart 1573-60	Matte
White (for writable surface)	Contact customer service for details 800.668.9318		Gloss

Add the order code behind the edge profile when specifying.

P-LAM

FINGERPRINT RESISTANT P-LAM

Fingerprint Resistant Plastic Laminate is an innovative material created for interior design applications and is suitable for both vertical and horizontal interior applications on our Nienkämper furniture.

The external surface of Fingerprint Resistant Plastic Laminate involves the use of nanotechnology made possible by next generation acrylic resins.

The unique composition offers extraordinary features coupled with a unique user experience. These include an ultra matte surface (eliminating glare), an ultra sofa feel, an anti-fingerprint surface, thermal healing of micro-scratches, increased durability as well as anti-bacterial and mold-resistant properties.

Edgeband matching all Fingerprint Resistant Plastic Laminate colors is only available when specifying a Taper edge. For Self edge tops 1" and 1 1/4" thick, matching edgeband are only available in Black (RL-01) and White (RL-03). When a matching edgeband is not available, the specified surface laminate is used on the edge. **Contact Customer Service for more details 800.668-9318.**

There is a 20% upcharge on our standard plastic laminate table pricing for Fingerprint Resistant Plastic Laminate.

Colored "Fingerprint Resistant" Plastic Laminate Surface	Order Code	Finish
Black	RL-01	Matte
Gray	RL-02	Matte
White	RL-03	Matte
Sand	RL-04	Matte
Brown	RL-05	Matte
Clay	RL-06	Matte
Beige	RL-07	Matte
Ash	RL-08	Matte
Smoke	RL-09	Matte

Edgeband to Match with Colored "Fingerprint Resistant" Plastic Laminate	Thickness	Order Code
Black	3/4", 1", 1-1/4"	RE-01
Gray	3/4"	RE-02
White	3/4", 1", 1-1/4"	RE-03
Sand	3/4"	RE-04
Brown	3/4"	RE-05
Clay	3/4"	RE-06
Beige	3/4"	RE-07
Ash	3/4"	RE-08
Smoke	3/4"	RE-09

Powder Coat Paint Finish

Powder coat paint is a premium finish used for its exceptional durability and refined appearance. Applied as a dry powder and cured under heat, it forms a tough, uniform surface that resists chipping, scratching, and fading—ideal for commercial environments. Nienkämper offers a curated palette of 18 color variations to suit any project.



PC-01 Nienkämper Silver



PC-02 Champagne



PC-03 Light Bronze



PC-04 Standard (Dark) Bronze



PC-05 Metallic Silver



PC-06 Black Jack



PC-07 Warm White



PC-09 Red



PC-12 Cool White



PC-14 Pure Orange



PC-16 Lime



PC-17 Sky Blue



PC-18 Cobalt Blue



PC-22 Charcoal Gray (Matte)



PC-24 Matte Red Clay



PC-25 Cream



PC-26 Mulberry (Matte)



PC-27 Forest Green (Matte)



PC-28 Mustard (Matte)

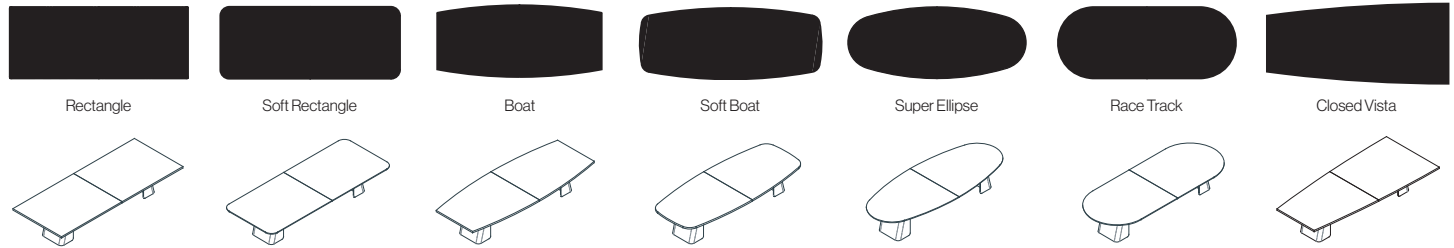
MOSS COLLECTION

ELEMENTS

Design - Deborah Moss

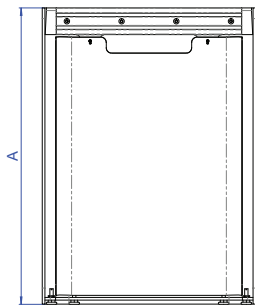
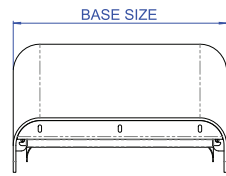
TOP SHAPE

All tops are 1 1/4" thick

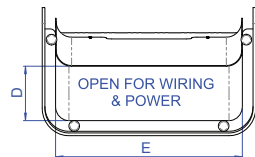


BASE DETAILS

PLAN VIEW




UNDERSIDE VIEW



BASE SIZE	A	B	C	D	E
20" BASE FOR 29"H TABLE	27 3/4"	5"	12"	5"	17 1/2"
20" BASE FOR 42"H TABLE	40 3/4"	5"	12"	5"	17 1/2"
30" BASE FOR 29"H TABLE	27 3/4"	5"	12"	5"	27 1/2"
30" BASE FOR 42"H TABLE	40 3/4"	5"	12"	5"	27 1/2"

EDGE DETAILS

Specify edge type: add the two letter code after the model number.



HIGH CAPACITY WIRE PAN



*Wire pan can be retrofitted to any Moss table.
**Image shown for reference only- actual pan may differ slightly.

MDL# 55060
List Price: \$1,125

To effectively conceal large amounts of cabling, retractor mechanisms, or components for M-Series and Double-Sided Forums, a metal telescopic wire-management pan is recommended. This hinged metal pan neatly hides items that would otherwise hang below the worksurface and is especially beneficial for tables with narrow depths. The pan provides an interior storage depth of 8 1/2", while only 6" remains visible from the outside. It comes standard in a silver powder-coat finish, with the option to match the Moss base interior color for an additional upcharge.

For more details contact customer service at **800.668.9318**

FEATURES:

TOP FINISH- All standard veneers, stains and finishes. All standard plastic laminates and fingerprint resistant laminates. Tops are standard with underside painted silver but can be painted to match base interiors with upcharge. Stone or Interlayer glass top with subtop is available upon request. Please contact customer service at **800.668.9318** for paint and top material options.

STRETCHER RAILS- Standard stretcher rails are supplied in a silver anodized finish but can also be painted to match base interior upon request with upcharge. Please contact customer service at **800.668.9318** for details.

BASE FINISH- Outer surfaces are available in all standard Nienkämper veneers, stains, and finishes. Interior and removable panel surface, powder coated in any standard Nienkämper color. Custom colors available upon special request with upcharge.

POWER OPTIONS- In surface units include Vox® M-Series, Double Sided and SIMPLE Forums. Various under surface, SIMPLE Forums are also available.

CABLE MANAGEMENT- All cables are managed through the Moss base to the floor. Removable access panels enable easy access to floor power sources. Cables can also be managed with standard Nienkämper cable conduits or high capacity wire pans.

Model # 49047/2SB

120" x 54" Soft Boat Shape




MOSS COLLECTION

RECTANGLE SHAPE

Designer - Deborah Moss



Specify edge type; add the two letter code after the model number.



Facet Edge (FC)



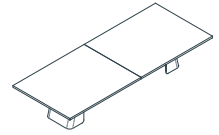
Taper Edge (TE)



Flowform Edge (FF)
5% upcharge
laminates not available



Camber Edge (CE)
5% upcharge
laminates not available



MOSS CONFERENCE 2 Bases 29" Table Height



*Only veneer can be wrapped on outer base surface. When matching p.lam tops, outer surface painted

MOSS CONFERENCE 2 Bases 42" Table Height



*Only veneer can be wrapped on outer base surface. When matching p.lam tops, outer surface painted

L" x D"	Top Finish	Top Sections	Model Number	List Price
96 42	Wood	1	49023/2RT	10,585
96 42	P-Lam	1	49023/5RT	9,000
96 48	Wood	1	49031/2RT	12,100
96 48	P-Lam	1	49031/5RT	10,285
108 42	Wood	2	49024/2RT	11,910
108 42	P-Lam	2	49024/5RT	10,125
108 48	Wood	2	49032/2RT	13,610
108 48	P-Lam	2	49032/5RT	11,575
120 42	Wood	2	49025/2RT	13,230
120 42	P-Lam	2	49025/5RT	11,250
120 48	Wood	2	49033/2RT	15,120
120 48	P-Lam	2	49033/5RT	12,855
120 54	Wood	2	49047/2RT	17,010
120 54	P-Lam	2	49047/5RT	14,460
132 48	Wood	2	49034/2RT	16,635
132 48	P-Lam	2	49034/5RT	14,140
132 54	Wood	2	49048/2RT	18,715
132 54	P-Lam	2	49048/5RT	15,910
144 48	Wood	2	49035/2RT	18,145
144 48	P-Lam	2	49035/5RT	15,425
144 54	Wood	2	49049/2RT	20,415
144 54	P-Lam	2	49049/5RT	17,355
144 60	Wood	2	49067/2RT	22,680
144 60	P-Lam	2	49067/5RT	19,280

L" x D"	Top Finish	Top Sections	Model Number	List Price
96 42	Wood	1	49028/2RT	12,175
96 42	P-Lam	1	49028/5RT	10,355
96 48	Wood	1	49039/2RT	13,915
96 48	P-Lam	1	49039/5RT	11,830
108 42	Wood	2	49029/2RT	13,700
108 42	P-Lam	2	49029/5RT	11,645
108 48	Wood	2	49040/2RT	15,655
108 48	P-Lam	2	49040/5RT	13,310
120 42	Wood	2	49030/2RT	15,215
120 42	P-Lam	2	49030/5RT	12,940
120 48	Wood	2	49041/2RT	17,390
120 48	P-Lam	2	49041/5RT	14,785
120 54	Wood	2	49057/2RT	19,565
120 54	P-Lam	2	49057/5RT	16,635
132 48	Wood	2	49042/2RT	19,135
132 48	P-Lam	2	49042/5RT	16,260
132 54	Wood	2	49058/2RT	21,520
132 54	P-Lam	2	49058/5RT	18,300
144 48	Wood	2	49043/2RT	20,870
144 48	P-Lam	2	49043/5RT	17,740
144 54	Wood	2	49059/2RT	23,480
144 54	P-Lam	2	49059/5RT	19,960
144 60	Wood	2	49075/2RT	26,085
144 60	P-Lam	2	49075/5RT	22,175

Model # 49047/2SB

120" x 54" Soft Boat Shape




MOSS COLLECTION

RECTANGLE SHAPE

Designer - Deborah Moss



Specify edge type; add the two letter code after the model number.



Facet Edge (FC)



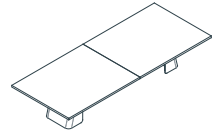
Taper Edge (TE)



Flowform Edge (FF)
5% upcharge laminate not available



Camber Edge (CE)
5% upcharge laminate not available



MOSS CONFERENCE

3 Bases
29" Table Height



*Only veneer can be wrapped on outer base surface. When matching p.lam tops, outer surface painted

MOSS CONFERENCE

3 Bases
29" Table Height



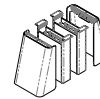
*Only veneer can be wrapped on outer base surface. When matching p.lam tops, outer surface painted

L" x D"	Top Finish	Top Sections	Model Number	List Price
156 48	Wood	2	49036/2RT	19,660
156 48	P-Lam	2	49036/5RT	16,715
156 54	Wood	2	49050/2RT	22,115
156 54	P-Lam	2	49050/5RT	18,805
156 60	Wood	2	49068/2RT	24,570
156 60	P-Lam	2	49068/5RT	20,885
156 66	Wood	3	49083/2RT	27,030
156 66	P-Lam	3	49083/5RT	22,975
168 48	Wood	2	49037/2RT	21,170
168 48	P-Lam	2	49037/5RT	18,000
168 54	Wood	2	49051/2RT	23,815
168 54	P-Lam	2	49051/5RT	20,245
168 60	Wood	2	49069/2RT	26,460
168 60	P-Lam	2	49069/5RT	22,495
168 66	Wood	3	49084/2RT	29,110
168 66	P-Lam	3	49084/5RT	24,745
180 48	Wood	3	49038/2RT	22,680
180 48	P-Lam	3	49038/5RT	19,280
180 54	Wood	3	49052/2RT	25,515
180 54	P-Lam	3	49052/5RT	21,690
180 60	Wood	3	49070/2RT	28,350
180 60	P-Lam	3	49070/5RT	24,100
180 66	Wood	3	49085/2RT	31,185
180 66	P-Lam	3	49085/5RT	26,510
192 54	Wood	3	49053/2RT	27,220
192 54	P-Lam	3	49053/5RT	23,140
192 60	Wood	3	49071/2RT	30,240
192 60	P-Lam	3	49071/5RT	25,705
192 66	Wood	4	49086/2RT	33,265
192 66	P-Lam	4	49086/5RT	28,280
204 54	Wood	3	49054/2RT	28,920
204 54	P-Lam	3	49054/5RT	24,585
204 60	Wood	3	49072/2RT	32,130
204 60	P-Lam	3	49072/5RT	27,315
204 66	Wood	4	49087/2RT	35,345
204 66	P-Lam	4	49087/5RT	30,050

L" x D"	Top Finish	Top Sections	Model Number	List Price
216 54	Wood	3	49117/2RT	30,620
216 54	P-Lam	3	49117/5RT	26,030
216 60	Wood	3	49118/2RT	34,020
216 60	P-Lam	3	49118/5RT	28,920
216 66	Wood	4	49119/2RT	37,425
216 66	P-Lam	4	49119/5RT	31,810

MOSS CONFERENCE

4 Bases
29" Table Height



*Only veneer can be wrapped on outer base surface. When matching p.lam tops, outer surface painted

L" x D"	Top Finish	Top Sections	Model Number	List Price
228 54	Wood	3	49055/2RT	32,320
228 54	P-Lam	3	49055/5RT	27,475
228 60	Wood	3	49073/2RT	35,910
228 60	P-Lam	3	49073/5RT	30,525
228 66	Wood	4	49088/2RT	39,505
228 66	P-Lam	4	49088/5RT	33,580
240 54	Wood	3	49056/2RT	34,020
240 54	P-Lam	3	49056/5RT	28,920
240 60	Wood	3	49074/2RT	37,800
240 60	P-Lam	3	49074/5RT	32,130
240 66	Wood	4	49089/2RT	41,580
240 66	P-Lam	4	49089/5RT	35,345

MOSS COLLECTION

RECTANGLE SHAPE

Designer - Deborah Moss



Specify edge type; add the two letter code after the model number.



Facet Edge (FC)



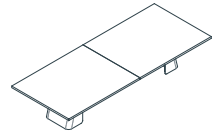
Taper Edge (TE)



Flowform Edge (FF)
5% upcharge laminate not available



Camber Edge (CE)
5% upcharge laminate not available



MOSS CONFERENCE

3 Bases

42" Table Height



*Only veneer can be wrapped on outer base surface. When matching p.lam tops, outer surface painted

MOSS CONFERENCE

3 Bases

42" Table Height



*Only veneer can be wrapped on outer base surface. When matching p.lam tops, outer surface painted

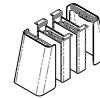
L" x D"	Top Finish	Top Sections	Model Number	List Price
156 48	Wood	2	49044/2RT	22,610
156 48	P-Lam	2	49044/5RT	19,225
156 54	Wood	2	49060/2RT	25,435
156 54	P-Lam	2	49060/5RT	21,625
156 60	Wood	2	49076/2RT	28,260
156 60	P-Lam	2	49076/5RT	24,020
156 66	Wood	3	49090/2RT	31,090
156 66	P-Lam	3	49090/5RT	26,425
168 48	Wood	2	49045/2RT	24,345
168 48	P-Lam	2	49045/5RT	20,705
168 54	Wood	2	49061/2RT	27,390
168 54	P-Lam	2	49061/5RT	23,285
168 60	Wood	2	49077/2RT	30,430
168 60	P-Lam	2	49077/5RT	25,870
168 66	Wood	3	49091/2RT	33,475
168 66	P-Lam	3	49091/5RT	28,455
180 48	Wood	3	49046/2RT	26,085
180 48	P-Lam	3	49046/5RT	22,175
180 54	Wood	3	49062/2RT	29,345
180 54	P-Lam	3	49062/5RT	24,945
180 60	Wood	3	49078/2RT	32,605
180 60	P-Lam	3	49078/5RT	27,715
180 66	Wood	3	49092/2RT	35,865
180 66	P-Lam	3	49092/5RT	30,490
192 54	Wood	3	49063/2RT	31,305
192 54	P-Lam	3	49063/5RT	26,615
192 60	Wood	3	49079/2RT	34,780
192 60	P-Lam	3	49079/5RT	29,565
192 66	Wood	4	49093/2RT	38,260
192 66	P-Lam	4	49093/5RT	32,520
204 54	Wood	3	49064/2RT	41,735
204 54	P-Lam	3	49064/5RT	35,480
204 60	Wood	3	49080/2RT	33,260
204 60	P-Lam	3	49080/5RT	28,275
204 66	Wood	4	49094/2RT	36,950
204 66	P-Lam	4	49094/5RT	31,415

L" x D"	Top Finish	Top Sections	Model Number	List Price
216 54	Wood	3	49121/2RT	35,215
216 54	P-Lam	3	49121/5RT	29,940
216 60	Wood	3	49122/2RT	39,125
216 60	P-Lam	3	49122/5RT	33,260
216 66	Wood	4	49123/2RT	43,040
216 66	P-Lam	4	49123/5RT	36,585

MOSS CONFERENCE

4 Bases

42" Table Height



*Only veneer can be wrapped on outer base surface. When matching p.lam tops, outer surface painted

L" x D"	Top Finish	Top Sections	Model Number	List Price
228 54	Wood	3	49065/2RT	37,170
228 54	P-Lam	3	49065/5RT	31,595
228 60	Wood	3	49081/2RT	41,300
228 60	P-Lam	3	49081/5RT	35,110
228 66	Wood	4	49095/2RT	45,430
228 66	P-Lam	4	49095/5RT	38,620
240 54	Wood	3	49066/2RT	39,125
240 54	P-Lam	3	49066/5RT	33,260
240 60	Wood	3	49082/2RT	43,470
240 60	P-Lam	3	49082/5RT	36,950
240 66	Wood	4	49096/2RT	47,820
240 66	P-Lam	4	49096/5RT	40,650

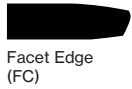
MOSS COLLECTION

RECTANGLE SHAPE WITH SOFT (6" RADIUS) CORNERS

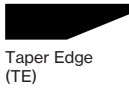
Designer - Deborah Moss



Specify edge type; add the two letter code after the model number.



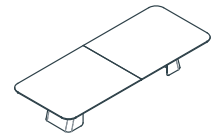
Facet Edge (FC)



Taper Edge (TE)



Camber Edge "CE"
8" radius required for soft corner tops
5% upcharge
laminates not available



MOSS CONFERENCE

2 Bases

29" Table Height



*Only veneer can be wrapped on outer base surface. When matching p.lam tops, outer surface painted

MOSS CONFERENCE

2 Bases

42" Table Height



*Only veneer can be wrapped on outer base surface. When matching p.lam tops, outer surface painted

L" x D"	Top Finish	Top Sections	Model Number	List Price
96 42	Wood	1	49023/2SR	10,855
96 42	P-Lam	1	49023/5SR	9,225
96 48	Wood	1	49031/2SR	12,405
96 48	P-Lam	1	49031/5SR	10,545
108 42	Wood	2	49024/2SR	12,210
108 42	P-Lam	2	49024/5SR	10,380
108 48	Wood	2	49032/2SR	13,950
108 48	P-Lam	2	49032/5SR	11,865
120 42	Wood	2	49025/2SR	13,565
120 42	P-Lam	2	49025/5SR	11,530
120 48	Wood	2	49033/2SR	15,500
120 48	P-Lam	2	49033/5SR	13,180
120 54	Wood	2	49047/2SR	17,440
120 54	P-Lam	2	49047/5SR	14,825
132 48	Wood	2	49034/2SR	17,055
132 48	P-Lam	2	49034/5SR	14,500
132 54	Wood	2	49048/2SR	19,185
132 54	P-Lam	2	49048/5SR	16,310
144 48	Wood	2	49035/2SR	18,605
144 48	P-Lam	2	49035/5SR	15,815
144 54	Wood	2	49049/2SR	20,930
144 54	P-Lam	2	49049/5SR	17,790
144 60	Wood	2	49067/2SR	23,250
144 60	P-Lam	2	49067/5SR	19,765

L" x D"	Top Finish	Top Sections	Model Number	List Price
96 42	Wood	1	49028/2SR	12,485
96 42	P-Lam	1	49028/5SR	10,615
96 48	Wood	1	49039/2SR	14,265
96 48	P-Lam	1	49039/5SR	12,130
108 42	Wood	2	49029/2SR	14,040
108 42	P-Lam	2	49029/5SR	11,940
108 48	Wood	2	49040/2SR	16,045
108 48	P-Lam	2	49040/5SR	13,645
120 42	Wood	2	49030/2SR	15,600
120 42	P-Lam	2	49030/5SR	13,265
120 48	Wood	2	49041/2SR	17,825
120 48	P-Lam	2	49041/5SR	15,160
120 54	Wood	2	49057/2SR	20,055
120 54	P-Lam	2	49057/5SR	17,050
132 48	Wood	2	49042/2SR	19,615
132 48	P-Lam	2	49042/5SR	16,675
132 54	Wood	2	49058/2SR	22,070
132 54	P-Lam	2	49058/5SR	18,755
144 48	Wood	2	49043/2SR	21,395
144 48	P-Lam	2	49043/5SR	18,190
144 54	Wood	2	49059/2SR	24,070
144 54	P-Lam	2	49059/5SR	20,460
144 60	Wood	2	49075/2SR	26,740
144 60	P-Lam	2	49075/5SR	22,730

Model # 49047/2SB

120" x 54" Soft Boat Shape



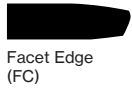
MOSS COLLECTION

RECTANGLE SHAPE WITH SOFT (6" RADIUS) CORNERS

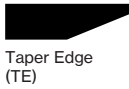
Designer - Deborah Moss



Specify edge type; add the two letter code after the model number.



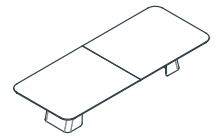
Facet Edge (FC)



Taper Edge (TE)



Camber Edge "CE"
8" radius required for soft corner tops
5% upcharge
laminates not available



MOSS CONFERENCE 3 Bases 29" Table Height



*Only veneer can be wrapped on outer base surface. When matching p.lam tops, outer surface painted

MOSS CONFERENCE 3 Bases 29" Table Height

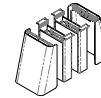


*Only veneer can be wrapped on outer base surface. When matching p.lam tops, outer surface painted

L" x D"	Top Finish	Top Sections	Model Number	List Price
156 48	Wood	2	49036/2SR	20,150
156 48	P-Lam	2	49036/5SR	17,135
156 54	Wood	2	49050/2SR	22,670
156 54	P-Lam	2	49050/5SR	19,275
156 60	Wood	2	49068/2SR	25,185
156 60	P-Lam	2	49068/5SR	21,410
156 66	Wood	3	49083/2SR	27,705
156 66	P-Lam	3	49083/5SR	23,555
168 48	Wood	2	49037/2SR	21,700
168 48	P-Lam	2	49037/5SR	18,450
168 54	Wood	2	49051/2SR	24,415
168 54	P-Lam	2	49051/5SR	20,755
168 60	Wood	2	49069/2SR	27,125
168 60	P-Lam	2	49069/5SR	23,060
168 66	Wood	3	49084/2SR	29,840
168 66	P-Lam	3	49084/5SR	25,365
180 48	Wood	3	49038/2SR	23,250
180 48	P-Lam	3	49038/5SR	19,765
180 54	Wood	3	49052/2SR	26,160
180 54	P-Lam	3	49052/5SR	22,235
180 60	Wood	3	49070/2SR	29,060
180 60	P-Lam	3	49070/5SR	24,705
180 66	Wood	3	49085/2SR	31,970
180 66	P-Lam	3	49085/5SR	27,175
192 54	Wood	3	49053/2SR	27,900
192 54	P-Lam	3	49053/5SR	23,720
192 60	Wood	3	49071/2SR	31,000
192 60	P-Lam	3	49071/5SR	26,350
192 66	Wood	4	49086/2SR	34,100
192 66	P-Lam	4	49086/5SR	28,990
204 54	Wood	3	49054/2SR	37,200
204 54	P-Lam	3	49054/5SR	31,625
204 60	Wood	3	49072/2SR	29,645
204 60	P-Lam	3	49072/5SR	25,200
204 66	Wood	4	49087/2SR	32,935
204 66	P-Lam	4	49087/5SR	28,000

L" x D"	Top Finish	Top Sections	Model Number	List Price
216 54	Wood	3	49124/2SR	31,385
216 54	P-Lam	3	49124/5SR	26,685
216 60	Wood	3	49125/2SR	34,875
216 60	P-Lam	3	49125/5SR	29,645
216 66	Wood	4	49126/2SR	38,365
216 66	P-Lam	4	49126/5SR	32,610

MOSS CONFERENCE 4 Bases 29" Table Height



*Only veneer can be wrapped on outer base surface. When matching p.lam tops, outer surface painted

L" x D"	Top Finish	Top Sections	Model Number	List Price
228 54	Wood	3	49055/2SR	33,130
228 54	P-Lam	3	49055/5SR	28,165
228 60	Wood	3	49073/2SR	36,810
228 60	P-Lam	3	49073/5SR	31,290
228 66	Wood	4	49088/2SR	40,495
228 66	P-Lam	4	49088/5SR	34,420
240 54	Wood	3	49056/2SR	34,875
240 54	P-Lam	3	49056/5SR	29,645
240 60	Wood	3	49074/2SR	38,745
240 60	P-Lam	3	49074/5SR	32,935
240 66	Wood	4	49089/2SR	42,620
240 66	P-Lam	4	49089/5SR	36,235

MOSS COLLECTION

RECTANGLE SHAPE WITH SOFT (6" RADIUS) CORNERS

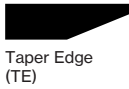
Designer - Deborah Moss



Specify edge type; add the two letter code after the model number.



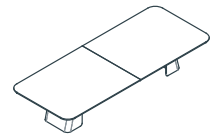
Facet Edge (FC)



Taper Edge (TE)



Camber Edge "CE"
8" radius required for soft corner tops
5% upcharge
laminates not available



MOSS CONFERENCE

3 Bases

42" Table Height



*Only veneer can be wrapped on outer base surface.
When matching p.lam tops, outer surface painted

MOSS CONFERENCE

3 Bases

42" Table Height



*Only veneer can be wrapped on outer base surface.
When matching p.lam tops, outer surface painted

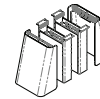
L" x D"	Top Finish	Top Sections	Model Number	List Price
156 48	Wood	2	49036/2SR	23,175
156 48	P-Lam	2	49036/5SR	19,705
156 54	Wood	2	49060/2SR	26,075
156 54	P-Lam	2	49060/5SR	22,170
156 60	Wood	2	49076/2SR	28,965
156 60	P-Lam	2	49076/5SR	24,625
156 66	Wood	3	49090/2SR	31,865
156 66	P-Lam	3	49090/5SR	27,085
168 48	Wood	2	49045/2SR	24,955
168 48	P-Lam	2	49045/5SR	21,225
168 54	Wood	2	49061/2SR	28,080
168 54	P-Lam	2	49061/5SR	23,870
168 60	Wood	2	49077/2SR	31,195
168 60	P-Lam	2	49077/5SR	26,520
168 66	Wood	3	49091/2SR	34,315
168 66	P-Lam	3	49091/5SR	29,170
180 48	Wood	3	49046/2SR	26,740
180 48	P-Lam	3	49046/5SR	22,730
180 54	Wood	3	49062/2SR	30,085
180 54	P-Lam	3	49062/5SR	25,575
180 60	Wood	3	49078/2SR	33,425
180 60	P-Lam	3	49078/5SR	28,410
180 66	Wood	3	49092/2SR	36,770
180 66	P-Lam	3	49092/5SR	31,255
192 54	Wood	3	49063/2SR	32,090
192 54	P-Lam	3	49063/5SR	27,280
192 60	Wood	3	49079/2SR	35,650
192 60	P-Lam	3	49079/5SR	30,305
192 66	Wood	4	49093/2SR	39,220
192 66	P-Lam	4	49093/5SR	33,340
204 54	Wood	3	49064/2SR	42,780
204 54	P-Lam	3	49064/5SR	36,370
204 60	Wood	3	49080/2SR	34,090
204 60	P-Lam	3	49080/5SR	28,980
204 66	Wood	4	49094/2SR	37,875
204 66	P-Lam	4	49094/5SR	32,200

L" x D"	Top Finish	Top Sections	Model Number	List Price
216 54	Wood	3	49127/2SR	36,095
216 54	P-Lam	3	49127/5SR	30,690
216 60	Wood	3	49128/2SR	40,105
216 60	P-Lam	3	49128/5SR	34,090
216 66	Wood	4	49129/2SR	44,125
216 66	P-Lam	4	49129/5SR	37,505

MOSS CONFERENCE

4 Bases

42" Table Height



*Only veneer can be wrapped on outer base surface.
When matching p.lam tops, outer surface painted

L" x D"	Top Finish	Top Sections	Model Number	List Price
228 54	Wood	3	49065/2SR	38,100
228 54	P-Lam	3	49065/5SR	32,390
228 60	Wood	3	49081/2SR	42,335
228 60	P-Lam	3	49081/5SR	35,985
228 66	Wood	4	49095/2SR	46,570
228 66	P-Lam	4	49095/5SR	39,585
240 54	Wood	3	49066/2SR	40,105
240 54	P-Lam	3	49066/5SR	34,090
240 60	Wood	3	49082/2SR	44,560
240 60	P-Lam	3	49082/5SR	37,875
240 66	Wood	4	49096/2SR	49,015
240 66	P-Lam	4	49096/5SR	41,670

MOSS COLLECTION

BOAT SHAPE Designer - Deborah Moss



Specify edge type; add the two letter code after the model number.



Facet Edge (FC)



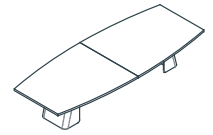
Taper Edge (TE)



Flowform Edge (FF)
longe edges only
5% upcharge
laminiate not available



Camber Edge (CE)
5% upcharge laminiate
not available



MOSS CONFERENCE 2 Bases 29" Table Height



*Only veneer can be wrapped on outer base surface. When matching p.lam tops, outer surface painted

MOSS CONFERENCE 2 Bases 42" Table Height



*Only veneer can be wrapped on outer base surface. When matching p.lam tops, outer surface painted

L" x D"	Top Finish	Top Sections	Model Number	List Price
96 42	Wood	1	49023/2BT	11,115
96 42	P-Lam	1	49023/5BT	9,450
96 48	Wood	1	49031/2BT	12,705
96 48	P-Lam	1	49031/5BT	10,800
108 42	Wood	2	49024/2BT	12,510
108 42	P-Lam	2	49024/5BT	10,635
108 48	Wood	2	49032/2BT	14,295
108 48	P-Lam	2	49032/5BT	12,155
120 42	Wood	2	49025/2BT	13,895
120 42	P-Lam	2	49025/5BT	11,815
120 48	Wood	2	49033/2BT	15,880
120 48	P-Lam	2	49033/5BT	13,500
120 54	Wood	2	49047/2BT	17,865
120 54	P-Lam	2	49047/5BT	15,185
132 48	Wood	2	49034/2BT	17,470
132 48	P-Lam	2	49034/5BT	14,850
132 54	Wood	2	49048/2BT	19,655
132 54	P-Lam	2	49048/5BT	16,710
144 48	Wood	2	49035/2BT	19,055
144 48	P-Lam	2	49035/5BT	16,200
144 54	Wood	2	49049/2BT	21,440
144 54	P-Lam	2	49049/5BT	18,225
144 60	Wood	2	49067/2BT	23,815
144 60	P-Lam	2	49067/5BT	20,245

L" x D"	Top Finish	Top Sections	Model Number	List Price
96 42	Wood	1	49028/2BT	12,785
96 42	P-Lam	1	49028/5BT	10,870
96 48	Wood	1	49039/2BT	14,615
96 48	P-Lam	1	49039/5BT	12,425
108 42	Wood	2	49029/2BT	14,385
108 42	P-Lam	2	49029/5BT	12,230
108 48	Wood	2	49040/2BT	16,440
108 48	P-Lam	2	49040/5BT	13,985
120 42	Wood	2	49030/2BT	15,980
120 42	P-Lam	2	49030/5BT	13,590
120 48	Wood	2	49041/2BT	18,260
120 48	P-Lam	2	49041/5BT	15,525
120 54	Wood	2	49057/2BT	20,545
120 54	P-Lam	2	49057/5BT	17,465
132 48	Wood	2	49042/2BT	20,095
132 48	P-Lam	2	49042/5BT	17,080
132 54	Wood	2	49058/2BT	22,605
132 54	P-Lam	2	49058/5BT	19,215
144 48	Wood	2	49043/2BT	21,915
144 48	P-Lam	2	49043/5BT	18,630
144 54	Wood	2	49059/2BT	24,655
144 54	P-Lam	2	49059/5BT	20,960
144 60	Wood	2	49075/2BT	27,390
144 60	P-Lam	2	49075/5BT	23,285

Model # 49047/2SB

120" x 54" Soft Boat Shape




MOSS COLLECTION

BOAT SHAPE Designer - Deborah Moss



Specify edge type; add the two letter code after the model number.



Facet Edge (FC)



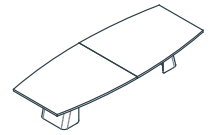
Taper Edge (TE)



Flowform Edge (FF)
long edges only
5% upcharge
laminates not available



Camber Edge (CE)
5% upcharge laminate
not available



MOSS CONFERENCE 3 Bases 29" Table Height



*Only veneer can be wrapped on outer base surface. When matching p.lam tops, outer surface painted

MOSS CONFERENCE 3 Bases 29" Table Height

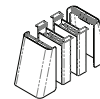


*Only veneer can be wrapped on outer base surface. When matching p.lam tops, outer surface painted

L" x D"	Top Finish	Top Sections	Model Number	List Price
156 48	Wood	2	49036/2BT	20,645
156 48	P-Lam	2	49036/5BT	17,555
156 54	Wood	2	49060/2BT	23,225
156 54	P-Lam	2	49060/5BT	19,750
156 60	Wood	2	49076/2BT	25,800
156 60	P-Lam	2	49076/5BT	21,930
156 66	Wood	3	49090/2BT	28,385
156 66	P-Lam	3	49090/5BT	24,125
168 48	Wood	2	49037/2BT	22,230
168 48	P-Lam	2	49037/5BT	18,900
168 54	Wood	2	49051/2BT	25,010
168 54	P-Lam	2	49051/5BT	21,260
168 60	Wood	2	49069/2BT	27,785
168 60	P-Lam	2	49069/5BT	23,620
168 66	Wood	3	49084/2BT	30,570
168 66	P-Lam	3	49084/5BT	25,985
180 48	Wood	3	49038/2BT	23,815
180 48	P-Lam	3	49038/5BT	20,245
180 54	Wood	3	49052/2BT	26,795
180 54	P-Lam	3	49052/5BT	22,775
180 60	Wood	3	49070/2BT	29,770
180 60	P-Lam	3	49070/5BT	25,305
180 66	Wood	3	49085/2BT	32,745
180 66	P-Lam	3	49085/5BT	27,840
192 54	Wood	3	49053/2BT	28,585
192 54	P-Lam	3	49053/5BT	24,300
192 60	Wood	3	49071/2BT	31,755
192 60	P-Lam	3	49071/5BT	26,995
192 66	Wood	4	49086/2BT	34,930
192 66	P-Lam	4	49086/5BT	29,695
204 54	Wood	3	49054/2BT	38,105
204 54	P-Lam	3	49054/5BT	32,395
204 60	Wood	3	49072/2BT	30,370
204 60	P-Lam	3	49072/5BT	25,815
204 66	Wood	4	49087/2BT	33,740
204 66	P-Lam	4	49087/5BT	28,685

L" x D"	Top Finish	Top Sections	Model Number	List Price
216 54	Wood	3	49130/2BT	32,155
216 54	P-Lam	3	49130/5BT	27,335
216 60	Wood	3	49131/2BT	35,725
216 60	P-Lam	3	49131/5BT	30,370
216 66	Wood	4	49132/2BT	39,300
216 66	P-Lam	4	49132/5BT	33,405

MOSS CONFERENCE 4 Bases 29" Table Height



*Only veneer can be wrapped on outer base surface. When matching p.lam tops, outer surface painted

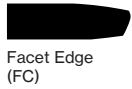
L" x D"	Top Finish	Top Sections	Model Number	List Price
228 54	Wood	3	49055/2BT	33,940
228 54	P-Lam	3	49055/5BT	28,850
228 60	Wood	3	49073/2BT	37,710
228 60	P-Lam	3	49073/5BT	32,055
228 66	Wood	4	49088/2BT	41,485
228 66	P-Lam	4	49088/5BT	35,260
240 54	Wood	3	49056/2BT	35,725
240 54	P-Lam	3	49056/5BT	30,370
240 60	Wood	3	49074/2BT	39,690
240 60	P-Lam	3	49074/5BT	33,740
240 66	Wood	4	49089/2BT	43,660
240 66	P-Lam	4	49089/5BT	37,115

MOSS COLLECTION

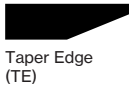
BOAT SHAPE Designer - Deborah Moss



Specify edge type; add the two letter code after the model number.



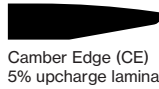
Facet Edge (FC)



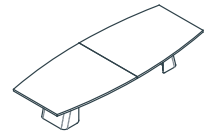
Taper Edge (TE)



Flowform Edge (FF)
long edges only
5% upcharge
laminates not available



Camber Edge (CE)
5% upcharge laminate
not available



MOSS CONFERENCE 3 Bases 42" Table Height



*Only veneer can be wrapped on outer base surface.
When matching p.lam tops, outer surface painted

L" x D"	Top Finish	Top Sections	Model Number	List Price
156 48	Wood	2	49044/2BT	23,745
156 48	P-Lam	2	49044/5BT	20,190
156 54	Wood	2	49060/2BT	26,710
156 54	P-Lam	2	49060/5BT	22,715
156 60	Wood	2	49076/2BT	29,675
156 60	P-Lam	2	49076/5BT	25,225
156 66	Wood	3	49090/2BT	32,640
156 66	P-Lam	3	49090/5BT	27,750
168 48	Wood	2	49045/2BT	25,570
168 48	P-Lam	2	49045/5BT	21,735
168 54	Wood	2	49061/2BT	28,760
168 54	P-Lam	2	49061/5BT	24,450
168 60	Wood	2	49077/2BT	31,955
168 60	P-Lam	2	49077/5BT	27,165
168 66	Wood	3	49091/2BT	35,155
168 66	P-Lam	3	49091/5BT	29,885
180 48	Wood	3	49046/2BT	27,390
180 48	P-Lam	3	49046/5BT	23,285
180 54	Wood	3	49062/2BT	30,815
180 54	P-Lam	3	49062/5BT	26,195
180 60	Wood	3	49078/2BT	34,240
180 60	P-Lam	3	49078/5BT	29,105
180 66	Wood	3	49092/2BT	37,660
180 66	P-Lam	3	49092/5BT	32,015
192 54	Wood	3	49063/2BT	32,875
192 54	P-Lam	3	49063/5BT	27,950
192 60	Wood	3	49079/2BT	36,520
192 60	P-Lam	3	49079/5BT	31,045
192 66	Wood	4	49093/2BT	40,170
192 66	P-Lam	4	49093/5BT	34,155
204 54	Wood	3	49064/2BT	43,825
204 54	P-Lam	3	49064/5BT	37,255
204 60	Wood	3	49080/2BT	34,925
204 60	P-Lam	3	49080/5BT	29,690
204 66	Wood	4	49094/2BT	38,800
204 66	P-Lam	4	49094/5BT	32,990

MOSS CONFERENCE 3 Bases 42" Table Height



*Only veneer can be wrapped on outer base surface.
When matching p.lam tops, outer surface painted

L" x D"	Top Finish	Top Sections	Model Number	List Price
216 54	Wood	3	49133/2BT	36,980
216 54	P-Lam	3	49133/5BT	31,435
216 60	Wood	3	49134/2BT	41,085
216 60	P-Lam	3	49134/5BT	34,925
216 66	Wood	4	49135/2BT	45,195
216 66	P-Lam	4	49135/5BT	38,415

MOSS CONFERENCE 4 Bases 42" Table Height



*Only veneer can be wrapped on outer base surface.
When matching p.lam tops, outer surface painted

L" x D"	Top Finish	Top Sections	Model Number	List Price
228 54	Wood	3	49065/2BT	39,030
228 54	P-Lam	3	49065/5BT	33,180
228 60	Wood	3	49081/2BT	43,365
228 60	P-Lam	3	49081/5BT	36,865
228 66	Wood	4	49095/2BT	47,710
228 66	P-Lam	4	49095/5BT	40,555
240 54	Wood	3	49066/2BT	41,085
240 54	P-Lam	3	49066/5BT	34,925
240 60	Wood	3	49082/2BT	45,645
240 60	P-Lam	3	49082/5BT	38,800
240 66	Wood	4	49096/2BT	50,215
240 66	P-Lam	4	49096/5BT	42,685

MOSS COLLECTION

BOAT SHAPE WITH SOFT (6" RADIUS) CORNERS

Designer - Deborah Moss



Specify edge type; add the two letter code after the model number.



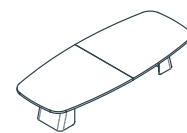
Facet Edge
(FC)



Taper Edge
(TE)



Camber Edge "CE"
8" radius required for soft
corner tops
5% upcharge
laminates not available



MOSS CONFERENCE 2 Bases 29" Table Height



*Only veneer can be wrapped
on outer base surface.
When matching p.lam tops,
outer surface painted

MOSS CONFERENCE 2 Bases 42" Table Height



*Only veneer can be wrapped
on outer base surface.
When matching p.lam tops,
outer surface painted

L" x D"	Top Finish	Top Sections	Model Number	List Price
96 42	Wood	1	49023/2SB	11,395
96 42	P-Lam	1	49023/5SB	9,690
96 48	Wood	1	49031/2SB	13,030
96 48	P-Lam	1	49031/5SB	11,075
108 42	Wood	2	49024/2SB	12,825
108 42	P-Lam	2	49024/5SB	10,900
108 48	Wood	2	49032/2SB	14,655
108 48	P-Lam	2	49032/5SB	12,460
120 42	Wood	2	49025/2SB	14,245
120 42	P-Lam	2	49025/5SB	12,115
120 48	Wood	2	49033/2SB	16,275
120 48	P-Lam	2	49033/5SB	13,840
120 54	Wood	2	49047/2SB	18,315
120 54	P-Lam	2	49047/5SB	15,570
132 48	Wood	2	49034/2SB	17,910
132 48	P-Lam	2	49034/5SB	15,220
132 54	Wood	2	49048/2SB	20,145
132 54	P-Lam	2	49048/5SB	17,130
144 48	Wood	2	49035/2SB	19,530
144 48	P-Lam	2	49035/5SB	16,610
144 54	Wood	2	49049/2SB	21,980
144 54	P-Lam	2	49049/5SB	18,680
144 60	Wood	2	49067/2SB	24,415
144 60	P-Lam	2	49067/5SB	20,755

L" x D"	Top Finish	Top Sections	Model Number	List Price
96 42	Wood	1	49028/2SB	13,105
96 42	P-Lam	1	49028/5SB	11,145
96 48	Wood	1	49039/2SB	14,985
96 48	P-Lam	1	49039/5SB	12,740
108 42	Wood	2	49029/2SB	14,750
108 42	P-Lam	2	49029/5SB	12,540
108 48	Wood	2	49040/2SB	16,855
108 48	P-Lam	2	49040/5SB	14,330
120 42	Wood	2	49030/2SB	16,380
120 42	P-Lam	2	49030/5SB	13,935
120 48	Wood	2	49041/2SB	18,720
120 48	P-Lam	2	49041/5SB	15,920
120 54	Wood	2	49057/2SB	21,065
120 54	P-Lam	2	49057/5SB	17,905
132 48	Wood	2	49042/2SB	20,600
132 48	P-Lam	2	49042/5SB	17,505
132 54	Wood	2	49058/2SB	23,170
132 54	P-Lam	2	49058/5SB	19,700
144 48	Wood	2	49043/2SB	22,460
144 48	P-Lam	2	49043/5SB	19,100
144 54	Wood	2	49059/2SB	25,275
144 54	P-Lam	2	49059/5SB	21,485
144 60	Wood	2	49075/2SB	28,080
144 60	P-Lam	2	49075/5SB	23,870

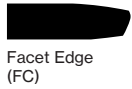
MOSS COLLECTION

BOAT SHAPE WITH SOFT (6" RADIUS) CORNERS

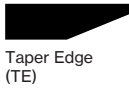
Designer - Deborah Moss



Specify edge type; add the two letter code after the model number.



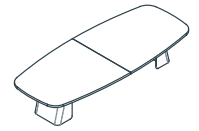
Facet Edge
(FC)



Taper Edge
(TE)



Camber Edge "CE"
8" radius required for soft
corner tops
5% upcharge
laminates not available



MOSS CONFERENCE 3 Bases 29" Table Height



*Only veneer can be wrapped on outer base surface. When matching p.lam tops, outer surface painted

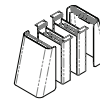
MOSS CONFERENCE 3 Bases 29" Table Height



*Only veneer can be wrapped on outer base surface. When matching p.lam tops, outer surface painted

L" x D"	Top Finish	Top Sections	Model Number	List Price
156 48	Wood	2	49036/2SB	21,165
156 48	P-Lam	2	49036/5SB	17,995
156 54	Wood	2	49050/2SB	23,805
156 54	P-Lam	2	49050/5SB	20,245
156 60	Wood	2	49067/2SB	26,445
156 60	P-Lam	2	49067/5SB	22,485
156 66	Wood	3	49083/2SB	29,100
156 66	P-Lam	3	49083/5SB	24,730
168 48	Wood	2	49037/2SB	22,785
168 48	P-Lam	2	49037/5SB	19,375
168 54	Wood	2	49051/2SB	25,640
168 54	P-Lam	2	49051/5SB	21,795
168 60	Wood	2	49069/2SB	28,485
168 60	P-Lam	2	49069/5SB	24,215
168 66	Wood	3	49084/2SB	31,335
168 66	P-Lam	3	49084/5SB	26,635
180 48	Wood	3	49038/2SB	24,415
180 48	P-Lam	3	49038/5SB	20,755
180 54	Wood	3	49052/2SB	27,465
180 54	P-Lam	3	49052/5SB	23,350
180 60	Wood	3	49070/2SB	30,515
180 60	P-Lam	3	49070/5SB	25,945
180 66	Wood	3	49085/2SB	33,565
180 66	P-Lam	3	49085/5SB	28,535
192 54	Wood	3	49053/2SB	29,305
192 54	P-Lam	3	49053/5SB	24,910
192 60	Wood	3	49071/2SB	32,550
192 60	P-Lam	3	49071/5SB	27,670
192 66	Wood	4	49086/2SB	35,805
192 66	P-Lam	4	49086/5SB	30,440
204 54	Wood	3	49054/2SB	39,060
204 54	P-Lam	3	49054/5SB	33,210
204 60	Wood	3	49072/2SB	31,130
204 60	P-Lam	3	49072/5SB	26,460
204 66	Wood	4	49087/2SB	34,585
204 66	P-Lam	4	49087/5SB	29,400

MOSS CONFERENCE 4 Bases 29" Table Height



*Only veneer can be wrapped on outer base surface. When matching p.lam tops, outer surface painted

L" x D"	Top Finish	Top Sections	Model Number	List Price
228 54	Wood	3	49055/2SB	34,790
228 54	P-Lam	3	49055/5SB	29,575
228 60	Wood	3	49073/2SB	38,655
228 60	P-Lam	3	49073/5SB	32,855
228 66	Wood	4	49088/2SB	42,520
228 66	P-Lam	4	49088/5SB	36,145
240 54	Wood	3	49056/2SB	36,620
240 54	P-Lam	3	49056/5SB	31,130
240 60	Wood	3	49074/2SB	40,685
240 60	P-Lam	3	49074/5SB	34,585
240 66	Wood	4	49089/2SB	44,755
240 66	P-Lam	4	49089/5SB	38,045

MOSS COLLECTION

BOAT SHAPE WITH SOFT (6" RADIUS) CORNERS

Designer - Deborah Moss



Specify edge type; add the two letter code after the model number.



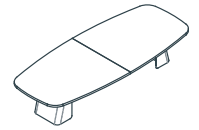
Facet Edge
(FC)



Taper Edge
(TE)



Camber Edge "CE"
8" radius required for soft
corner tops
5% upcharge
laminates not available



MOSS CONFERENCE 3 Bases 42" Table Height



*Only veneer can be wrapped
on outer base surface.
When matching p.lam tops,
outer surface painted

MOSS CONFERENCE 3 Bases 42" Table Height

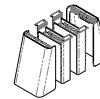


*Only veneer can be wrapped
on outer base surface.
When matching p.lam tops,
outer surface painted

L" x D"	Top Finish	Top Sections	Model Number	List Price
156 48	Wood	2	49044/2SB	24,340
156 48	P-Lam	2	49044/5SB	20,700
156 54	Wood	2	49060/2SB	27,380
156 54	P-Lam	2	49060/5SB	23,285
156 60	Wood	2	49076/2SB	30,415
156 60	P-Lam	2	49076/5SB	25,860
156 66	Wood	3	49090/2SB	33,465
156 66	P-Lam	3	49090/5SB	28,440
168 48	Wood	2	49045/2SB	26,205
168 48	P-Lam	2	49045/5SB	22,285
168 54	Wood	2	49061/2SB	29,485
168 54	P-Lam	2	49061/5SB	25,065
168 60	Wood	2	49077/2SB	32,755
168 60	P-Lam	2	49077/5SB	27,850
168 66	Wood	3	49091/2SB	36,040
168 66	P-Lam	3	49091/5SB	30,630
180 48	Wood	3	49046/2SB	28,080
180 48	P-Lam	3	49046/5SB	23,870
180 54	Wood	3	49062/2SB	31,585
180 54	P-Lam	3	49062/5SB	26,855
180 60	Wood	3	49078/2SB	35,095
180 60	P-Lam	3	49078/5SB	29,840
180 66	Wood	3	49092/2SB	38,600
180 66	P-Lam	3	49092/5SB	32,820
192 54	Wood	3	49063/2SB	33,700
192 54	P-Lam	3	49063/5SB	28,645
192 60	Wood	3	49079/2SB	37,435
192 60	P-Lam	3	49079/5SB	31,825
192 66	Wood	4	49093/2SB	41,180
192 66	P-Lam	4	49093/5SB	35,010
204 54	Wood	3	49064/2SB	44,920
204 54	P-Lam	3	49064/5SB	38,190
204 60	Wood	3	49080/2SB	35,800
204 60	P-Lam	3	49080/5SB	30,430
204 66	Wood	4	49094/2SB	39,775
204 66	P-Lam	4	49094/5SB	33,810

L" x D"	Top Finish	Top Sections	Model Number	List Price
216 54	Wood	3	49140/2SB	37,905
216 54	P-Lam	3	49140/5SB	32,225
216 60	Wood	3	49141/2SB	42,120
216 60	P-Lam	3	49141/5SB	35,800
216 66	Wood	4	49142/2SB	46,330
216 66	P-Lam	4	49142/5SB	39,385

MOSS CONFERENCE 4 Bases 42" Table Height



*Only veneer can be wrapped
on outer base surface.
When matching p.lam tops,
outer surface painted

L" x D"	Top Finish	Top Sections	Model Number	List Price
228 54	Wood	3	49065/2SB	40,005
228 54	P-Lam	3	49065/5SB	34,010
228 60	Wood	3	49081/2SB	44,455
228 60	P-Lam	3	49081/5SB	37,785
228 66	Wood	4	49095/2SB	48,900
228 66	P-Lam	4	49095/5SB	41,565
240 54	Wood	3	49066/2SB	42,120
240 54	P-Lam	3	49066/5SB	35,800
240 60	Wood	3	49082/2SB	46,790
240 60	P-Lam	3	49082/5SB	39,775
240 66	Wood	4	49096/2SB	51,470
240 66	P-Lam	4	49096/5SB	43,750

MOSS COLLECTION

SUPER ELLIPSE SHAPE


Designer - Deborah Moss



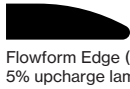
Specify edge type; add the two letter code after the model number.



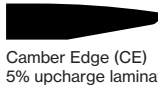
Facet Edge (FC)



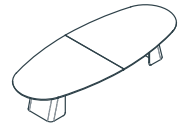
Taper Edge (TE)



Flowform Edge (FF)
5% upcharge laminate not available



Camber Edge (CE)
5% upcharge laminate not available



MOSS CONFERENCE 2 Bases 29" Table Height



*Only veneer can be wrapped on outer base surface. When matching p.lam tops, outer surface painted

MOSS CONFERENCE 2 Bases 42" Table Height



*Only veneer can be wrapped on outer base surface. When matching p.lam tops, outer surface painted

L" x D"	Top Finish	Top Sections	Model Number	List Price
96 42	Wood	1	49023/2SE	11,645
96 42	P-Lam	1	49023/5SE	9,905
96 48	Wood	1	49031/2SE	13,310
96 48	P-Lam	1	49031/5SE	11,315
108 42	Wood	2	49024/2SE	13,100
108 42	P-Lam	2	49024/5SE	11,140
108 48	Wood	2	49032/2SE	14,975
108 48	P-Lam	2	49032/5SE	12,735
120 42	Wood	2	49025/2SE	14,555
120 42	P-Lam	2	49025/5SE	12,375
120 48	Wood	2	49033/2SE	16,635
120 48	P-Lam	2	49033/5SE	14,140
120 54	Wood	2	49047/2SE	18,715
120 54	P-Lam	2	49047/5SE	15,910
132 48	Wood	2	49034/2SE	18,300
132 48	P-Lam	2	49034/5SE	15,560
132 54	Wood	2	49048/2SE	20,590
132 54	P-Lam	2	49048/5SE	17,500
144 48	Wood	2	49035/2SE	19,965
144 48	P-Lam	2	49035/5SE	16,970
144 54	Wood	2	49049/2SE	22,455
144 54	P-Lam	2	49049/5SE	19,090
144 60	Wood	2	49067/2SE	24,950
144 60	P-Lam	2	49067/5SE	21,210

L" x D"	Top Finish	Top Sections	Model Number	List Price
96 42	Wood	1	49028/2SE	13,395
96 42	P-Lam	1	49028/5SE	11,390
96 48	Wood	1	49039/2SE	15,310
96 48	P-Lam	1	49039/5SE	13,015
108 42	Wood	2	49029/2SE	15,070
108 42	P-Lam	2	49029/5SE	12,810
108 48	Wood	2	49040/2SE	17,220
108 48	P-Lam	2	49040/5SE	14,645
120 42	Wood	2	49030/2SE	16,740
120 42	P-Lam	2	49030/5SE	14,235
120 48	Wood	2	49041/2SE	19,135
120 48	P-Lam	2	49041/5SE	16,260
120 54	Wood	2	49057/2SE	21,520
120 54	P-Lam	2	49057/5SE	18,300
132 48	Wood	2	49042/2SE	21,045
132 48	P-Lam	2	49042/5SE	17,895
132 54	Wood	2	49058/2SE	23,680
132 54	P-Lam	2	49058/5SE	20,125
144 48	Wood	2	49043/2SE	22,960
144 48	P-Lam	2	49043/5SE	19,515
144 54	Wood	2	49059/2SE	25,825
144 54	P-Lam	2	49059/5SE	21,960
144 60	Wood	2	49075/2SE	28,695
144 60	P-Lam	2	49075/5SE	24,395

Model # 49047/2SB

120" x 54" Soft Boat Shape



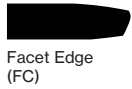
MOSS COLLECTION

SUPER ELLIPSE SHAPE

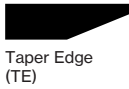
Designer - Deborah Moss



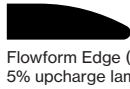
Specify edge type; add the two letter code after the model number.



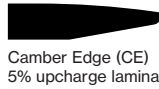
Facet Edge (FC)



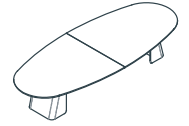
Taper Edge (TE)



Flowform Edge (FF)
5% upcharge laminate
not available



Camber Edge (CE)
5% upcharge laminate
not available



MOSS CONFERENCE 3 Bases 29" Table Height



*Only veneer can be wrapped on outer base surface. When matching p.lam tops, outer surface painted

L" x D"	Top Finish	Top Sections	Model Number	List Price
156 48	Wood	2	49036/2SE	21,625
156 48	P-Lam	2	49036/5SE	18,390
156 54	Wood	2	49050/2SE	24,330
156 54	P-Lam	2	49050/5SE	20,685
156 60	Wood	2	49067/2SB	27,030
156 60	P-Lam	2	49067/5SE	22,975
156 66	Wood	3	49083/2SE	29,735
156 66	P-Lam	3	49083/5SE	25,275
168 48	Wood	2	49037/2SE	23,290
168 48	P-Lam	2	49037/5SE	19,800
168 54	Wood	2	49051/2SE	26,200
168 54	P-Lam	2	49051/5SE	22,275
168 60	Wood	2	49069/2SE	29,110
168 60	P-Lam	2	49069/5SE	24,745
168 66	Wood	3	49084/2SE	32,020
168 66	P-Lam	3	49084/5SE	27,225
180 48	Wood	3	49038/2SE	24,950
180 48	P-Lam	3	49038/5SE	21,210
180 54	Wood	3	49052/2SE	28,070
180 54	P-Lam	3	49052/5SE	23,865
180 60	Wood	3	49070/2SE	31,185
180 60	P-Lam	3	49070/5SE	26,510
180 66	Wood	3	49085/2SE	34,305
180 66	P-Lam	3	49085/5SE	29,160
192 54	Wood	3	49053/2SE	29,945
192 54	P-Lam	3	49053/5SE	25,455
192 60	Wood	3	49071/2SE	33,265
192 60	P-Lam	3	49071/5SE	28,280
192 66	Wood	4	49086/2SE	36,595
192 66	P-Lam	4	49086/5SE	31,110
204 54	Wood	3	49054/2SE	39,925
204 54	P-Lam	3	49054/5SE	33,940
204 60	Wood	3	49072/2SE	31,810
204 60	P-Lam	3	49072/5SE	27,045
204 66	Wood	4	49087/2SE	35,345
204 66	P-Lam	4	49087/5SE	30,050

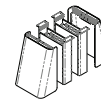
MOSS CONFERENCE 3 Bases 29" Table Height



*Only veneer can be wrapped on outer base surface. When matching p.lam tops, outer surface painted

L" x D"	Top Finish	Top Sections	Model Number	List Price
216 54	Wood	3	49143/2SE	33,685
216 54	P-Lam	3	49143/5SE	28,635
216 60	Wood	3	49144/2SE	37,425
216 60	P-Lam	3	49144/5SE	31,810
216 66	Wood	4	49145/2SE	41,170
216 66	P-Lam	4	49145/5SE	34,995

MOSS CONFERENCE 4 Bases 29" Table Height



*Only veneer can be wrapped on outer base surface. When matching p.lam tops, outer surface painted

L" x D"	Top Finish	Top Sections	Model Number	List Price
228 54	Wood	3	49055/2SE	35,555
228 54	P-Lam	3	49055/5SE	30,225
228 60	Wood	3	49073/2SE	39,505
228 60	P-Lam	3	49073/5SE	33,580
228 66	Wood	4	49088/2SE	43,455
228 66	P-Lam	4	49088/5SE	36,940
240 54	Wood	3	49056/2SE	37,425
240 54	P-Lam	3	49056/5SE	31,810
240 60	Wood	3	49074/2SE	41,580
240 60	P-Lam	3	49074/5SE	35,345
240 66	Wood	4	49089/2SE	45,740
240 66	P-Lam	4	49089/5SE	38,885


MOSS COLLECTION

SUPER ELLIPSE SHAPE

Designer - Deborah Moss



Specify edge type; add the two letter code after the model number.



Facet Edge (FC)



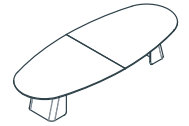
Taper Edge (TE)



Flowform Edge (FF)
5% upcharge laminate
not available



Camber Edge (CE)
5% upcharge laminate
not available



MOSS CONFERENCE

3 Bases

42" Table Height



*Only veneer can be wrapped on outer base surface. When matching p.lam tops, outer surface painted

L" x D"	Top Finish	Top Sections	Model Number	List Price
156 48	Wood	2	49044/2SE	24,870
156 48	P-Lam	2	49044/5SE	21,150
156 54	Wood	2	49060/2SE	27,985
156 54	P-Lam	2	49060/5SE	23,790
156 60	Wood	2	49076/2SE	31,090
156 60	P-Lam	2	49076/5SE	26,425
156 66	Wood	3	49090/2SE	34,195
156 66	P-Lam	3	49090/5SE	29,070
168 48	Wood	2	49045/2SE	26,790
168 48	P-Lam	2	49045/5SE	22,770
168 54	Wood	2	49061/2SE	30,130
168 54	P-Lam	2	49061/5SE	25,615
168 60	Wood	2	49077/2SE	33,475
168 60	P-Lam	2	49077/5SE	28,455
168 66	Wood	3	49091/2SE	36,825
168 66	P-Lam	3	49091/5SE	31,310
180 48	Wood	3	49046/2SE	28,695
180 48	P-Lam	3	49046/5SE	24,395
180 54	Wood	3	49062/2SE	32,280
180 54	P-Lam	3	49062/5SE	27,445
180 60	Wood	3	49078/2SE	35,865
180 60	P-Lam	3	49078/5SE	30,490
180 66	Wood	3	49092/2SE	39,455
180 66	P-Lam	3	49092/5SE	33,540
192 54	Wood	3	49063/2SE	34,435
192 54	P-Lam	3	49063/5SE	29,275
192 60	Wood	3	49079/2SE	38,260
192 60	P-Lam	3	49079/5SE	32,520
192 66	Wood	4	49093/2SE	42,085
192 66	P-Lam	4	49093/5SE	35,775
204 54	Wood	3	49064/2SE	45,915
204 54	P-Lam	3	49064/5SE	39,030
204 60	Wood	3	49080/2SE	36,585
204 60	P-Lam	3	49080/5SE	31,105
204 66	Wood	3	49094/2SE	40,650
204 66	P-Lam	3	49094/5SE	34,560

MOSS CONFERENCE

3 Bases

42" Table Height



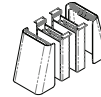
*Only veneer can be wrapped on outer base surface. When matching p.lam tops, outer surface painted

L" x D"	Top Finish	Top Sections	Model Number	List Price
216 54	Wood	3	49146/2SE	38,740
216 54	P-Lam	3	49146/5SE	32,935
216 60	Wood	3	49147/2SE	43,040
216 60	P-Lam	3	49147/5SE	36,585
216 66	Wood	4	49148/2SE	47,345
216 66	P-Lam	4	49148/5SE	40,245

MOSS CONFERENCE

4 Bases

42" Table Height



*Only veneer can be wrapped on outer base surface. When matching p.lam tops, outer surface painted

L" x D"	Top Finish	Top Sections	Model Number	List Price
228 54	Wood	3	49065/2SE	40,890
228 54	P-Lam	3	49065/5SE	34,765
228 60	Wood	3	49081/2SE	45,430
228 60	P-Lam	3	49081/5SE	38,620
228 66	Wood	4	49095/2SE	49,975
228 66	P-Lam	4	49095/5SE	42,485
240 54	Wood	3	49066/2SE	43,040
240 54	P-Lam	3	49066/5SE	36,585
240 60	Wood	3	49082/2SE	47,820
240 60	P-Lam	3	49082/5SE	40,650
240 66	Wood	4	49096/2SE	52,600
240 66	P-Lam	4	49096/5SE	44,715

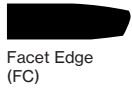
MOSS COLLECTION

RACETRACK SHAPE

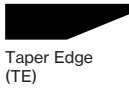
Designer - Deborah Moss



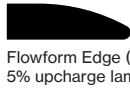
Specify edge type; add the two letter code after the model number.



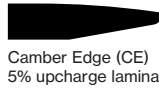
Facet Edge (FC)



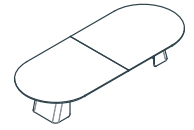
Taper Edge (TE)



Flowform Edge (FF)
5% upcharge laminate
not available



Camber Edge (CE)
5% upcharge laminate
not available



MOSS CONFERENCE 2 Bases 29" Table Height



*Only veneer can be wrapped on outer base surface. When matching p.lam tops, outer surface painted

MOSS CONFERENCE 2 Bases 42" Table Height



*Only veneer can be wrapped on outer base surface. When matching p.lam tops, outer surface painted

L" x D"	Top Finish	Top Sections	Model Number	List Price
96 42	Wood	1	49023/2RK	11,385
96 42	P-Lam	1	49023/5RK	9,680
96 48	Wood	1	49031/2RK	13,005
96 48	P-Lam	1	49031/5RK	11,060
108 42	Wood	2	49024/2RK	12,805
108 42	P-Lam	2	49024/5RK	10,885
108 48	Wood	2	49032/2RK	14,635
108 48	P-Lam	2	49032/5RK	12,445
120 42	Wood	2	49025/2RK	14,225
120 42	P-Lam	2	49025/5RK	12,095
120 48	Wood	2	49033/2RK	16,255
120 48	P-Lam	2	49033/5RK	13,820
120 54	Wood	2	49047/2RK	18,290
120 54	P-Lam	2	49047/5RK	15,550
132 48	Wood	2	49034/2RK	17,885
132 48	P-Lam	2	49034/5RK	15,200
132 54	Wood	2	49048/2RK	20,120
132 54	P-Lam	2	49048/5RK	17,105
144 48	Wood	2	49035/2RK	19,510
144 48	P-Lam	2	49035/5RK	16,585
144 54	Wood	2	49049/2RK	21,945
144 54	P-Lam	2	49049/5RK	18,655
144 60	Wood	2	49067/2RK	24,385
144 60	P-Lam	2	49067/5RK	20,730

L" x D"	Top Finish	Top Sections	Model Number	List Price
96 42	Wood	1	49028/2RK	13,095
96 42	P-Lam	1	49028/5RK	11,130
96 48	Wood	1	49039/2RK	14,960
96 48	P-Lam	1	49039/5RK	12,720
108 42	Wood	2	49029/2RK	14,730
108 42	P-Lam	2	49029/5RK	12,520
108 48	Wood	2	49040/2RK	16,835
108 48	P-Lam	2	49040/5RK	14,315
120 42	Wood	2	49030/2RK	16,360
120 42	P-Lam	2	49030/5RK	13,910
120 48	Wood	2	49041/2RK	18,700
120 48	P-Lam	2	49041/5RK	15,895
120 54	Wood	2	49057/2RK	21,035
120 54	P-Lam	2	49057/5RK	17,885
132 48	Wood	2	49042/2RK	20,565
132 48	P-Lam	2	49042/5RK	17,485
132 54	Wood	2	49058/2RK	23,140
132 54	P-Lam	2	49058/5RK	19,675
144 48	Wood	2	49043/2RK	22,440
144 48	P-Lam	2	49043/5RK	19,075
144 54	Wood	2	49059/2RK	25,240
144 54	P-Lam	2	49059/5RK	21,455
144 60	Wood	2	49075/2RK	28,045
144 60	P-Lam	2	49075/5RK	23,845

Model # 49047/2SB

120" x 54" Soft Boat Shape



MOSS COLLECTION

RACETRACK SHAPE

Designer - Deborah Moss



Specify edge type; add the two letter code after the model number.



Facet Edge (FC)



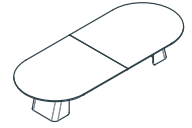
Taper Edge (TE)



Flowform Edge (FF)
5% upcharge laminate not available



Camber Edge (CE)
5% upcharge laminate not available



MOSS CONFERENCE 3 Bases 29" Table Height



*Only veneer can be wrapped on outer base surface. When matching p.lam tops, outer surface painted

L" x D"	Top Finish	Top Sections	Model Number	List Price
156 48	Wood	2	49036/2RK	21,135
156 48	P-Lam	2	49036/5RK	17,970
156 54	Wood	2	49050/2RK	23,775
156 54	P-Lam	2	49050/5RK	20,215
156 60	Wood	2	49067/2RK	26,415
156 60	P-Lam	2	49067/5RK	22,455
156 66	Wood	3	49083/2RK	29,060
156 66	P-Lam	3	49083/5RK	24,705
168 48	Wood	2	49037/2RK	22,760
168 48	P-Lam	2	49037/5RK	19,355
168 54	Wood	2	49051/2RK	25,605
168 54	P-Lam	2	49051/5RK	21,770
168 60	Wood	2	49069/2RK	28,445
168 60	P-Lam	2	49069/5RK	24,185
168 66	Wood	3	49084/2RK	31,290
168 66	P-Lam	3	49084/5RK	26,605
180 48	Wood	3	49038/2RK	24,385
180 48	P-Lam	3	49038/5RK	20,730
180 54	Wood	3	49052/2RK	27,435
180 54	P-Lam	3	49052/5RK	23,320
180 60	Wood	3	49070/2RK	30,480
180 60	P-Lam	3	49070/5RK	25,910
180 66	Wood	3	49085/2RK	33,530
180 66	P-Lam	3	49085/5RK	28,500
192 54	Wood	3	49053/2RK	29,260
192 54	P-Lam	3	49053/5RK	24,875
192 60	Wood	3	49071/2RK	32,510
192 60	P-Lam	3	49071/5RK	27,640
192 66	Wood	4	49086/2RK	35,765
192 66	P-Lam	4	49086/5RK	30,400
204 54	Wood	3	49054/2RK	39,015
204 54	P-Lam	3	49054/5RK	33,165
204 60	Wood	3	49072/2RK	31,095
204 60	P-Lam	3	49072/5RK	26,430
204 66	Wood	4	49087/2RK	34,540
204 66	P-Lam	4	49087/5RK	29,365

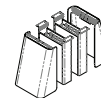
MOSS CONFERENCE 3 Bases 29" Table Height



*Only veneer can be wrapped on outer base surface. When matching p.lam tops, outer surface painted

L" x D"	Top Finish	Top Sections	Model Number	List Price
216 54	Wood	3	49149/2RK	32,920
216 54	P-Lam	3	49149/5RK	27,985
216 60	Wood	3	49150/2RK	36,575
216 60	P-Lam	3	49150/5RK	31,095
216 66	Wood	4	49151/2RK	40,235
216 66	P-Lam	4	49151/5RK	34,200

MOSS CONFERENCE 4 Bases 29" Table Height



*Only veneer can be wrapped on outer base surface. When matching p.lam tops, outer surface painted

L" x D"	Top Finish	Top Sections	Model Number	List Price
228 54	Wood	3	49055/2RK	34,745
228 54	P-Lam	3	49055/5RK	29,540
228 60	Wood	3	49073/2RK	38,605
228 60	P-Lam	3	49073/5RK	32,820
228 66	Wood	4	49088/2RK	42,470
228 66	P-Lam	4	49088/5RK	36,100
240 54	Wood	3	49056/2RK	36,575
240 54	P-Lam	3	49056/5RK	31,095
240 60	Wood	3	49074/2RK	40,635
240 60	P-Lam	3	49074/5RK	34,540
240 66	Wood	4	49089/2RK	44,700
240 66	P-Lam	4	49089/5RK	37,995


MOSS COLLECTION

RACETRACK SHAPE

Designer - Deborah Moss



Specify edge type; add the two letter code after the model number.



Facet Edge (FC)



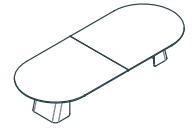
Taper Edge (TE)



Flowform Edge (FF)
5% upcharge laminate
not available



Camber Edge (CE)
5% upcharge laminate
not available



MOSS CONFERENCE 3 Bases 42" Table Height



*Only veneer can be wrapped on outer base surface. When matching p.lam tops, outer surface painted

L" x D"	Top Finish	Top Sections	Model Number	List Price
156 48	Wood	2	49044/2RK	24,305
156 48	P-Lam	2	49044/5RK	20,665
156 54	Wood	2	49060/2RK	27,345
156 54	P-Lam	2	49060/5RK	23,250
156 60	Wood	2	49076/2RK	30,380
156 60	P-Lam	2	49076/5RK	25,825
156 66	Wood	3	49090/2RK	33,425
156 66	P-Lam	3	49090/5RK	28,410
168 48	Wood	2	49045/2RK	26,180
168 48	P-Lam	2	49045/5RK	22,255
168 54	Wood	2	49061/2RK	29,450
168 54	P-Lam	2	49061/5RK	25,035
168 60	Wood	2	49077/2RK	32,715
168 60	P-Lam	2	49077/5RK	27,810
168 66	Wood	3	49091/2RK	35,985
168 66	P-Lam	3	49091/5RK	30,600
180 48	Wood	3	49046/2RK	28,045
180 48	P-Lam	3	49046/5RK	23,845
180 54	Wood	3	49062/2RK	31,550
180 54	P-Lam	3	49062/5RK	26,820
180 60	Wood	3	49078/2RK	35,050
180 60	P-Lam	3	49078/5RK	29,800
180 66	Wood	3	49092/2RK	38,560
180 66	P-Lam	3	49092/5RK	32,780
192 54	Wood	3	49063/2RK	33,650
192 54	P-Lam	3	49063/5RK	28,610
192 60	Wood	3	49079/2RK	37,390
192 60	P-Lam	3	49079/5RK	31,785
192 66	Wood	4	49093/2RK	41,130
192 66	P-Lam	4	49093/5RK	34,960
204 54	Wood	3	49064/2RK	44,870
204 54	P-Lam	3	49064/5RK	38,145
204 60	Wood	3	49080/2RK	35,760
204 60	P-Lam	3	49080/5RK	30,400
204 66	Wood	3	49094/2RK	39,725
204 66	P-Lam	3	49094/5RK	33,770

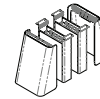
MOSS CONFERENCE 3 Bases 42" Table Height



*Only veneer can be wrapped on outer base surface. When matching p.lam tops, outer surface painted

L" x D"	Top Finish	Top Sections	Model Number	List Price
216 54	Wood	3	49152/2RK	37,860
216 54	P-Lam	3	49152/5RK	32,185
216 60	Wood	3	49153/2RK	42,060
216 60	P-Lam	3	49153/5RK	35,760
216 66	Wood	4	49154/2RK	46,270
216 66	P-Lam	4	49154/5RK	39,335

MOSS CONFERENCE 4 Bases 42" Table Height



*Only veneer can be wrapped on outer base surface. When matching p.lam tops, outer surface painted

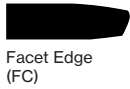
L" x D"	Top Finish	Top Sections	Model Number	List Price
228 54	Wood	3	49065/2RK	39,960
228 54	P-Lam	3	49065/5RK	33,970
228 60	Wood	3	49081/2RK	44,395
228 60	P-Lam	3	49081/5RK	37,745
228 66	Wood	4	49095/2RK	48,845
228 66	P-Lam	4	49095/5RK	41,520
240 54	Wood	3	49066/2RK	42,060
240 54	P-Lam	3	49066/5RK	35,760
240 60	Wood	3	49082/2RK	46,735
240 60	P-Lam	3	49082/5RK	39,725
240 66	Wood	4	49096/2RK	51,410
240 66	P-Lam	4	49096/5RK	43,700

MOSS COLLECTION


CLOSED VISTA SHAPE Designer - Deborah Moss



Specify edge type; add the two letter code after the model number.



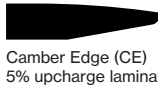
Facet Edge (FC)



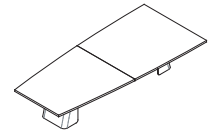
Taper Edge (TE)



Flowform Edge (FF)
long edges only
5% upcharge
laminite not available



Camber Edge (CE)
5% upcharge laminate
not available



MOSS CONFERENCE 2 Bases 29" Table Height



*Only veneer can be wrapped on outer base surface. When matching p.lam tops, outer surface painted

MOSS CONFERENCE 2 Bases 42" Table Height



*Only veneer can be wrapped on outer base surface. When matching p.lam tops, outer surface painted

L" x D"	Top Finish	Top Sections	Model Number	List Price
96 48/33	Wood	1	49002/2CV	11,435
96 48/33	P-Lam	1	49002/5CV	9,725
96 54/38	Wood	1	49006/2CV	12,865
96 54/38	P-Lam	1	49006/5CV	10,940
108 54/38	Wood	2	49007/2CV	13,900
108 54/38	P-Lam	2	49007/5CV	11,725
108 60/43	Wood	2	49032/2CV	14,700
108 60/43	P-Lam	2	49032/5CV	12,505
120 54/38	Wood	2	49008/2CV	14,295
120 54/38	P-Lam	2	49008/5CV	12,150
120 60/43	Wood	2	49033/2CV	16,335
120 60/43	P-Lam	2	49033/5CV	13,885
132 54/38	Wood	2	49009/2CV	18,375
132 54/38	P-Lam	2	49009/5CV	15,620
132 60/43	Wood	2	49034/2CV	17,970
132 60/43	P-Lam	2	49034/5CV	15,275
132 48-66	Wood	2	49055/2CV	19,585
132 48-66	P-Lam	2	49055/5CV	16,650
144 54/38	Wood	2	49010/2CV	19,600
144 54/38	P-Lam	2	49010/5CV	16,665
144 60/43	Wood	2	49035/2CV	22,050
144 60/43	P-Lam	2	49035/5CV	18,745
144 66/48	Wood	2	49056/2CV	24,500
144 66/48	P-Lam	2	49056/5CV	20,825

L" x D"	Top Finish	Top Sections	Model Number	List Price
96 48/33	Wood	1	49004/2CV	13,155
96 48/33	P-Lam	1	49004/5CV	11,185
96 54/38	Wood	1	49019/2CV	14,540
96 54/38	P-Lam	1	49019/5CV	12,360
108 54/38	Wood	2	49007/2CV	15,710
108 54/38	P-Lam	2	49007/5CV	13,255
108 60/43	Wood	2	49032/2CV	16,905
108 60/43	P-Lam	2	49032/5CV	14,380
120 54/38	Wood	2	49021/2CV	16,440
120 54/38	P-Lam	2	49021/5CV	13,980
120 60/43	Wood	2	49045/2CV	18,785
120 60/43	P-Lam	2	49045/5CV	15,970
132 54/38	Wood	2	49009/2CV	21,135
132 54/38	P-Lam	2	49009/5CV	17,970
132 60/43	Wood	2	49034/2CV	20,665
132 60/43	P-Lam	2	49034/5CV	17,570
132 48-66	Wood	2	49064/2CV	22,525
132 48-66	P-Lam	2	49064/5CV	19,150
144 54/38	Wood	2	49023/2CV	22,540
144 54/38	P-Lam	2	49023/5CV	19,170
144 60/43	Wood	2	49047/2CV	25,360
144 60/43	P-Lam	2	49047/5CV	21,560
144 66/48	Wood	2	49065/2CV	28,175
144 66/48	P-Lam	2	49065/5CV	23,950

Model # 49047/2SB

120" x 54" Soft Boat Shape



MOSS COLLECTION

CLOSED VISTA SHAPE Designer - Deborah Moss



Specify edge type; add the two letter code after the model number.



Facet Edge (FC)



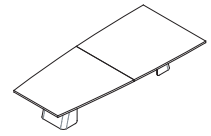
Taper Edge (TE)



Flowform Edge (FF)
long edges only
5% upcharge
laminates not available



Camber Edge (CE)
5% upcharge laminate
not available



MOSS CONFERENCE 3 Bases 29" Table Height



*Only veneer can be wrapped on outer base surface. When matching p.lam tops, outer surface painted

L" x D"	Top Finish	Top Sections	Model Number	List Price
156 38-54	Wood	2	49011/2CV	21,235
156 38-54	P-Lam	2	49011/5CV	18,050
156 60/43	Wood	2	49036/2CV	23,885
156 60/43	P-Lam	2	49036/5CV	20,310
156 66/48	Wood	3	49057/2CV	26,540
156 66/48	P-Lam	3	49057/5CV	22,560
168 54/38	Wood	2	49012/2CV	22,865
168 54/38	P-Lam	2	49012/5CV	19,445
168 60/43	Wood	2	49037/2CV	25,720
168 60/43	P-Lam	2	49037/5CV	21,870
168 66/48	Wood	3	49058/2CV	28,585
168 66/48	P-Lam	3	49058/5CV	24,295
180 54/38	Wood	3	49013/2CV	24,500
180 54/38	P-Lam	3	49013/5CV	20,825
180 60/43	Wood	3	49038/2CV	27,560
180 60/43	P-Lam	3	49038/5CV	23,430
180 66/48	Wood	3	49059/2CV	30,620
180 66/48	P-Lam	3	49059/5CV	26,030
192 54/38	Wood	3	49014/2CV	29,395
192 54/38	P-Lam	3	49014/5CV	24,990
192 60/43	Wood	3	49039/2CV	32,665
192 60/43	P-Lam	3	49039/5CV	27,765
192 66/48	Wood	4	49060/2CV	35,930
192 66/48	P-Lam	4	49060/5CV	30,540
204 54/38	Wood	3	49015/2CV	31,235
204 54/38	P-Lam	3	49015/5CV	26,550
204 60/43	Wood	3	49040/2CV	34,705
204 60/43	P-Lam	3	49040/5CV	29,500
204 66/48	Wood	4	49061/2CV	37,830
204 66/48	P-Lam	4	49061/5CV	32,160

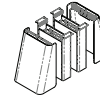
MOSS CONFERENCE 3 Bases 29" Table Height



*Only veneer can be wrapped on outer base surface. When matching p.lam tops, outer surface painted

L" x D"	Top Finish	Top Sections	Model Number	List Price
216 54/38	Wood	3	49155/2CV	33,070
216 54/38	P-Lam	3	49155/5CV	28,115
216 60/43	Wood	3	49156/2CV	36,745
216 60/43	P-Lam	3	49156/5CV	31,235
216 66/48	Wood	4	49157/2CV	40,420
216 66/48	P-Lam	4	49157/5CV	34,360

MOSS CONFERENCE 4 Bases 29" Table Height



*Only veneer can be wrapped on outer base surface. When matching p.lam tops, outer surface painted

L" x D"	Top Finish	Top Sections	Model Number	List Price
228 54/38	Wood	3	49016/2CV	34,910
228 54/38	P-Lam	3	49016/5CV	29,675
228 60/43	Wood	3	49041/2CV	38,790
228 60/43	P-Lam	3	49041/5CV	32,970
228 66/48	Wood	4	49062/2CV	42,665
228 66/48	P-Lam	4	49062/5CV	36,270
240 54/38	Wood	3	49017/2CV	36,745
240 54/38	P-Lam	3	49017/5CV	31,235
240 60/43	Wood	3	49042/2CV	40,825
240 60/43	P-Lam	3	49042/5CV	34,705
240 66/48	Wood	4	49063/2CV	44,910
240 66/48	P-Lam	4	49063/5CV	38,175

MOSS COLLECTION

CLOSED VISTA SHAPE Designer - Deborah Moss



Specify edge type; add the two letter code after the model number.



Facet Edge (FC)



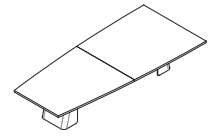
Taper Edge (TE)



Flowform Edge (FF)
long edge only
5% upcharge
laminates not available



Camber Edge (CE)
5% upcharge laminate
not available



MOSS CONFERENCE 3 Bases 42" Table Height



*Only veneer can be wrapped on outer base surface. When matching p.lam tops, outer surface painted

MOSS CONFERENCE 3 Bases 42" Table Height

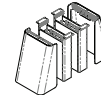


*Only veneer can be wrapped on outer base surface. When matching p.lam tops, outer surface painted

L" x D"	Top Finish	Top Sections	Model Number	List Price
156 38-54	Wood	2	49024/2CV	24,420
156 38-54	P-Lam	2	49024/5CV	20,760
156 60/43	Wood	2	49048/2CV	27,470
156 60/43	P-Lam	2	49048/5CV	23,360
156 66/48	Wood	2	49066/2CV	30,525
156 66/48	P-Lam	3	49066/5CV	25,950
168 54/38	Wood	3	49025/2CV	26,300
168 54/38	P-Lam	2	49025/5CV	22,360
168 60/43	Wood	2	49049/2CV	29,580
168 60/43	P-Lam	2	49049/5CV	25,150
168 66/48	Wood	3	49067/2CV	32,875
168 66/48	P-Lam	3	49067/5CV	27,945
180 54/38	Wood	3	49026/2CV	28,175
180 54/38	P-Lam	3	49026/5CV	23,950
180 60/43	Wood	3	49050/2CV	31,695
180 60/43	P-Lam	3	49050/5CV	26,945
180 66/48	Wood	3	49068/2CV	35,215
180 66/48	P-Lam	3	49068/5CV	29,940
192 54/38	Wood	3	49027/2CV	33,805
192 54/38	P-Lam	3	49027/5CV	28,740
192 60/43	Wood	3	49051/2CV	37,565
192 60/43	P-Lam	3	49051/5CV	31,935
192 66/48	Wood	4	49069/2CV	41,320
192 66/48	P-Lam	4	49069/5CV	35,125
204 54/38	Wood	3	49028/2CV	35,925
204 54/38	P-Lam	3	49028/5CV	30,535
204 60/43	Wood	3	49052/2CV	39,915
204 60/43	P-Lam	3	49052/5CV	33,930
204 66/48	Wood	4	49070/2CV	43,505
204 66/48	P-Lam	4	49070/5CV	36,985

L" x D"	Top Finish	Top Sections	Model Number	List Price
216 54/38	Wood	3	49158/2CV	38,035
216 54/38	P-Lam	3	49158/5CV	32,335
216 60/43	Wood	3	49159/2CV	42,260
216 60/43	P-Lam	3	49159/5CV	35,925
216 66/48	Wood	4	49160/2CV	46,485
216 66/48	P-Lam	4	49160/5CV	39,515

MOSS CONFERENCE 4 Bases 42" Table Height



*Only veneer can be wrapped on outer base surface. When matching p.lam tops, outer surface painted

L" x D"	Top Finish	Top Sections	Model Number	List Price
228 54/38	Wood	3	49029/2CV	40,150
228 54/38	P-Lam	3	49029/5CV	34,125
228 60/43	Wood	3	49053/2CV	44,610
228 60/43	P-Lam	3	49053/5CV	37,920
228 66/48	Wood	4	49071/2CV	49,065
228 66/48	P-Lam	4	49071/5CV	41,715
240 54/38	Wood	3	49030/2CV	42,260
240 54/38	P-Lam	3	49030/5CV	35,925
240 60/43	Wood	3	49054/2CV	46,955
240 60/43	P-Lam	3	49054/5CV	39,915
240 66/48	Wood	4	49072/2CV	51,650
240 66/48	P-Lam	4	49072/5CV	43,905

TERMS AND CONDITIONS OF SALE

PRICES

All prices are list prices, freight included, blanket-wrapped, dock delivered, from the manufacturing source to any location in the contiguous United States.

Brokerage is paid by Nienkämper for product shipped to the United States.

Due to existing conditions in regard to cost of labor and materials, we reserve the right to change prices without notice.

TERMS

Net 30 days from date of invoice to accredited buyers. Two per cent (2%) interest charged monthly on overdue accounts. Deposit of 50% is required with order. Terms will be established upon credit evaluation. Due to delays in processing references, first orders may be treated as C.B.D. orders.

ORDER CONFIRMATION

Orders are accepted upon issuance of our order confirmation and are subject to the terms set forth therein; notwithstanding any variance from the terms of the buyer's order form.

Nienkämper is not liable for any delay or failure to deliver caused by labor or transportation difficulties, accidents, acts of God, failure of sources of supply, or other causes beyond our control, and changes will affect the delivery date.

CHANGE OF ORDERS OR CANCELLATIONS

Changes or cancellations are subject to our ability to conform. A charge will be levied against cancelled or changed orders based on costs already incurred by Nienkämper. All changes must be in writing and submitted on a revised purchase order. Changes will affect the delivery date.

STORAGE

If goods cannot be accepted when ready, we may transfer them to storage (which is to be deemed as delivery for invoice purposes). The customer accepts risks and will be charged at prevailing rates.

FREIGHT

Prices include freight charges, blanket-wrapped, dock delivered, from the manufacturing source to any location in the contiguous United States. Packing and/or crating are available, if required, upcharges apply.

CLAIMS

All furniture is given to the carrier and signed for in good condition. It is the responsibility of the receiver to sign for the goods in the presence of the carrier and note the condition in which they are received. Freight claims should be filed with the carrier.

WARRANTY

There are no express or implied warranties, conditions and obligations of the manufacturer, whether statutory or otherwise that extend beyond the description on the face hereof. Our furniture is made to the highest standard and is warranted free from defects of material and workmanship for five years from the date of delivery. During the warranty period we will repair or replace such merchandise as shall prove to be defective, during normal usage in accordance with manufacturer's specifications. The manufacturer shall not be liable for defect wholly attributable to normal manufacturing process. Replacement or repair of the Product shall be the sole remedy of the Customer, and the manufacturer shall not be liable for any direct, indirect, incidental, or consequential loss or damage suffered by the Customer by reason of any defect in workmanship or manufacture of the Product or inability to use the Product. Moreover, this warranty does not cover accidental damage, abuse, alteration, ordinary wear and tear of Goods, negligence and misuse nor variations over which we have no control such as heat or humidity or damage to which the Goods are connected that is not attributable to the failure of the goods themselves. This warranty is null and void when the product is installed with hardware other than that supplied and/or when installed differently than recommended in the installation guide. Modification to the product or hardware may result in failure of the product and cause damage and/or injury.

WOOD FINISHES

Nienkämper offers a wide variety of standard light finishes on cherry, mahogany and figured anagré wood veneers, and a clear natural finish on figured anagré, figured sycamore, maple, bird's eye maple and curly maple.

Light finishes do not mask the grain and other characteristics of each wood species. It is important to understand that pieces of the same type of wood will not look identical when a light finish is used. The appearance of the finish will also depend on the natural color of the veneer. Cherry darkens over time as the wood ages. Pin knots and gum pockets are inherent traits.

Wood is a naturally variable raw material; its variances are not within the furniture manufacturer's control and are therefore not considered defects under this warranty.