

nienkämpfer

CONFERENCE TABLES

PLEXUS COLLECTION



2026

Prices include freight charges, blanket wrapped, dock delivered, from the manufacturing source to any location in the contiguous United States. Packing and/or crating are available, if required, upcharges apply.

veneers

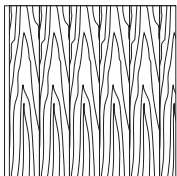
All wood surfaces are protected with a durable polyurethane clear lacquer with UV inhibitor. This finish is known for its exceptional durability, as well as abrasion, chemical, impact and scratch resistance. Standard sheen level is 45 degrees. Optional matte, 5, 10 and 35 degree sheen levels are available on request at no additional cost.

Wood Species	Order Code	Veneer/Stain	Upcharge
Maple	F-01	Natural Maple	No upcharge applies.
	F-02	Natural Curly Maple - Rotary Cut	Add 15%.
	F-03	Natural Bird's Eye Maple - Rotary Cut	Call Customer Service for pricing.
	F-04	Maple Stained Pear	No upcharge applies.
Cherry	F-05	Natural Cherry	No upcharge applies.
	F-06	Standard Cherry	No upcharge applies.
	F-07	Cherry Stained Amber	No upcharge applies.
	F-08	Cherry Stained Auburn	No upcharge applies.
	F-09	Cherry Stained Burgundy	No upcharge applies.
Mahogany	F-10	Light Mahogany	No upcharge applies.
	F-11	Medium Mahogany	No upcharge applies.
	F-12	Dark Mahogany	No upcharge applies.
	F-13	Red Mahogany	No upcharge applies.
Anagre	F-14	Natural Figured Anagre - Qtr. Cut Book-Match	Add 15%.
	F-15	Figured Anagre Stained Amber - Qtr. Cut Book-Match	Add 15%.
Sycamore	F-16	Natural Figured Sycamore - Qtr. Cut Book-Match	Add 15%.
Walnut	F-17	Burnt Walnut	No upcharge applies.
	F-19	Natural Walnut- Flat Cut Book-Match	No upcharge applies.
	F-19FM	Natural Walnut- Flat Cut Book-Match (matte sheen)	No upcharge applies.
	F-27F	Creamy Walnut- Flat Cut Book-Match (10° sheen)	No upcharge applies.
	F-27R	Creamy Walnut - Rift Cut Slip-Match (10° sheen)	Add 5%
	F-28	Tawny Walnut	No upcharge applies.
	F-31FM	Autumn Walnut- Flat Cut Book-Match (matte sheen)	No upcharge applies.
	F-31RM	Autumn Walnut - Rift Cut Slip-Match (matte sheen)	Add 5%
Oak	F-18F	Natural White Oak - Flat Cut Book-Match (10° sheen)	No upcharge applies.
	F-18R	Natural White Oak - Rift Cut Slip-Match (10° sheen)	Add 5%
	F-26	Charcoal Ash On Oak- Flat Cut Book- Match (10° sheen)	No upcharge applies.
	F-29F	Smoky Oak - Flat Cut Book-Match	No upcharge applies.
	F-29R	Smoky Oak - Rift Cut Slip-Match	Add 5%
	F-29FM	Smoky Oak - Flat Cut Book-Match (matte sheen)	No upcharge applies.
	F-29RM	Smoky Oak - Rift Cut Slip-Match (matte sheen)	Add 5%
	F-30FM	Whisper White Oak - Flat Cut Book-Match (matte sheen)	No upcharge applies.
	F-30RM	Whisper White Oak - Rift Cut Slip-Match (matte sheen)	Add 5%
	F-32FM	Cotton White Oak - Flat Cut Book-Match (matte sheen)	No upcharge applies.
F-32RM	Cotton White Oak - Rift Cut Slip-Match (matte sheen)	Add 5%	
Sapele – Ribbon Stripe	F-20	Natural Ribbon Strip Sapele - Qtr. Cut Slip-Match	No upcharge applies.
Moabi (Cherry substitute)	F-21	Natural Moabi - Quarter - Qtr. Cut Book-Match	No upcharge applies.
Cape Coast Walnut	F-22	Dark Cape Coast Walnut - Qtr. Cut Slip-Match	No upcharge applies.
	F-23	Natural Cape Coast Walnut - Qtr. Cut Slip-Match	No upcharge applies.
	F-23	Natural Cape Coast Walnut - Qtr. Cut Slip-Match	No upcharge applies.
Ash	F-25	Slate Gray Ash - Qtr. Cut Slip-Match	No upcharge applies.

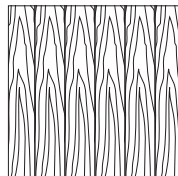
veneER GRAIN OPTIONS

Nienkämper products utilize the best quality veneers available, and, combined with Nienkämper's patented veneering systems, create work environments of incredible quality and beauty.


All veneer furniture comes standard with flat cut book-match veneer; flat cut slip-match veneer can also be specified. Quarter cut slip-match and quarter cut book-match veneers are available at a 5% upcharge. Figured Anagre and Figured Sycamore veneers are Quarter cut book-matched. Bird's Eye Maple and Curly Maple are rotary cut. Facet Edge, Taper edge, Flowform, Camber and Self edge tops with veneer are manufactured with a solid wood edge. All edges are then veneer wrapped to create a seamless profile top.




Standard V1
Flat Cut Book-Match



Flat Cut Slip-Match V2



Quarter Cut Slip-Match V3
Add 5%



Quarter Cut Book-Match V4
Add 5%

P-LAM

Wood grain plastic laminate surfaces are available on table tops with Facet, Taper and Self edges.

These tops are manufactured with a solid wood edge that is applied prior to the laminate top surface. This method conceals the thickness of the wood edge, while providing the durability required. Wood edges are selected that most closely resemble both the species and the color of the laminate chosen

Nienkämper has pre-selected a number of standard wood grain plastic laminates that represent a cross section of both color and species. Simply include the order code with the model number to make these selections. Alternatively wood grain plastic laminates selected outside of Nienkämper's standard selection can be made by specifying the manufacturer as well as the description and model number of the laminate at the time of order.

Wood Grain Plastic Laminate Surfaces	Order Code	Manufacturer #	Finish
Hardrock Maple	WL2	Pionite WM791-SD	Textured/Suede
Monticello Maple	WL5	Wilsonart 7925-38	Fine Velvet Texture
Fusion Maple	WL13	Wilsonart 7909-60	Matte
New Age Oak	WL14	Wilsonart 7938-38	Fine Velvet Texture
Wild Cherry	WL18	Wilsonart 7054-60	Matte
River Cherry	WL19	Wilsonart 7937-38	Fine Velvet Texture
Montana Walnut	WL20	Wilsonart 7110T-78	Fine Grain
Skyline Walnut	WL26	Wilsonart 7964K-12	Soft Grain
Continental Walnut	WL-29	Wilsonart 8232K-05	Timbergrain
Neo Walnut	WL-30	Wilsonart 7991-38	Fine Velvet Texture
Walnut Heights	WL-31	Wilsonart 7965K-12	Soft Grain
Grayed Oak	WL-32	Formica 5791-PG	Pure Grain Texture
Millennium Oak	WL-33	Formica 5887-58	Matte
Aged Ash	WL-34	Formica 8844-WR	Woodbrush
Lowell Ash	WL-35	Wilsonart 7994-38	Fine Velvet Texture
Natural Ash	WL-36	Formica 8843-WR	Woodbrush
Norwegian Ash	WL-37	Wilsonart 8241-38	Fine Velvet Texture
Weathered Ash	WL-38	Formica 8842-WR	Woodbrush
Smoky Brown Pear	WL-39	Formica 5488-26	Oiled Wood
Studio Teak	WL-40	Wilsonart 7960K-18	Linearity
Fawn Cypress	WL-41	Wilsonart 8208K-16	Casual Rustic
Landmark Wood	WL-42	Wilsonart 7981K-12	Soft Grain
Natural Cerise	WL-43	Formica 8863-58	Matte
Natural Recon	WL-44	Wilsonart 7996-38	Fine Velvet Texture
Pecan Woodline	WL-45	Formica 5883-58	Matte

To specify the wood grain laminate required simply add the Order Code WL_ to the model number of the product.

Samples and specific technical data is available from your local sales representative or by contacting Nienkämper's Customer Service department at **800.668.9318**.

P-LAM

COLORED P-LAM


Both Taper and Self edge profiles are available with a colored laminate top.

Laminate edging on Taper tops. Edging will match the top surface and is applied before the surface laminate. By applying the laminate in this way, the seam is positioned horizontally, which makes it much less conspicuous and more durable.

Wood edging on Self and Taper Edge tops are applied before the laminate. By applying the wood edge in this way, the wood edge thickness is concealed, while providing the durability required. Wood species and finishes for edging can be selected from page 8.

For laminates specified outside of Nienkämper's standard selection, specify the manufacturer as well as the description and model number of the laminate selected at the time of order. For Facet edge tops, the laminate must be a post-forming grade.

Translucent edging on Self and Taper edge tops is applied after the surface laminate. The translucent edge is very durable. Clear translucent edge provides a good match with most white-colored laminates, while a silver translucent edge provides a metallic look and contrast to colored plastic laminates.




P-Lam top & Self edge



P-Lam top & Translucent Self edge



Wood Grain P-Lam top & silver Translucent Self edge



P-Lam top & solid wood Facet edge

*An unavoidable, thin dark line will be visible when specifying a matching p.lam edge. This is more pronounced with light colored laminates

Colored Plastic Laminates Surface	Order Code	Manufacturer #	Finish
Gray (Nienkämper - Light Gray/Putty)	CL-01	Wilsonart 1500-60	Matte
Platinum Gray (Nienkämper - Medium Gray/Clay)	CL-02	Nevamar S6023T	Textured
Slate Grey (Nienkämper - Dark Gray)	CL-03	Wilsonart D91-60	Matte
Black	CL-04	Wilsonart 1595-60	Matte
Angel White	CL-05	Pionite SW-826SD	Textured/ Suede
Frosty White	CL-06	Wilsonart 1573-60	Matte
White (for writable surface)	Contact customer service for details 800.668.9318		Gloss

Add the order code behind the edge profile when specifying.

P-LAM

FINGERPRINT RESISTANT P-LAM

Fingerprint Resistant Plastic Laminate is an innovative material created for interior design applications and is suitable for both vertical and horizontal interior applications on our Nienkämper furniture.

The external surface of Fingerprint Resistant Plastic Laminate involves the use of nanotechnology made possible by next generation acrylic resins.

The unique composition offers extraordinary features coupled with a unique user experience. These include an ultra matte surface (eliminating glare), an ultra sofa feel, an anti-fingerprint surface, thermal healing of micro-scratches, increased durability as well as anti-bacterial and mold-resistant properties.

Edgeband matching all Fingerprint Resistant Plastic Laminate colors is only available when specifying a Taper edge. For Self edge tops 1" and 1 1/4" thick, matching edgeband are only available in Black (RL-01) and White (RL-03). When a matching edgeband is not available, the specified surface laminate is used on the edge. **Contact Customer Service for more details 800.668-9318.**

There is a 20% upcharge on our standard plastic laminate table pricing for Fingerprint Resistant Plastic Laminate.

Colored "Fingerprint Resistant" Plastic Laminate Surface	Order Code	Finish
Black	RL-01	Matte
Gray	RL-02	Matte
White	RL-03	Matte
Sand	RL-04	Matte
Brown	RL-05	Matte
Clay	RL-06	Matte
Beige	RL-07	Matte
Ash	RL-08	Matte
Smoke	RL-09	Matte

Edgeband to Match with Colored "Fingerprint Resistant" Plastic Laminate	Thickness	Order Code
Black	3/4", 1", 1-1/4"	RE-01
Gray	3/4"	RE-02
White	3/4", 1", 1-1/4"	RE-03
Sand	3/4"	RE-04
Brown	3/4"	RE-05
Clay	3/4"	RE-06
Beige	3/4"	RE-07
Ash	3/4"	RE-08
Smoke	3/4"	RE-09

Powder Coat Paint Finish

Powder coat paint is a premium finish used for its exceptional durability and refined appearance. Applied as a dry powder and cured under heat, it forms a tough, uniform surface that resists chipping, scratching, and fading—ideal for commercial environments. Nienkämper offers a curated palette of 18 color variations to suit any project.



PC-01 Nienkämper Silver



PC-02 Champagne



PC-03 Light Bronze



PC-04 Standard (Dark) Bronze



PC-05 Metallic Silver



PC-06 Black Jack



PC-07 Warm White



PC-09 Red



PC-12 Cool White



PC-14 Pure Orange



PC-16 Lime



PC-17 Sky Blue



PC-18 Cobalt Blue



PC-22 Charcoal Gray (Matte)



PC-24 Matte Red Clay



PC-25 Cream



PC-26 Mulberry (Matte)



PC-27 Forest Green (Matte)

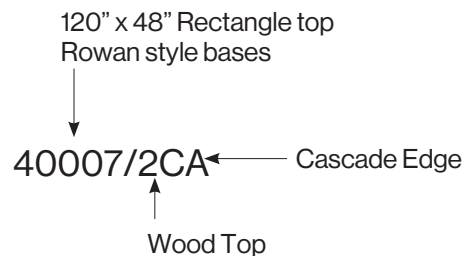


PC-28 Mustard (Matte)

EDGE DETAILS - CONFERENCE TABLES

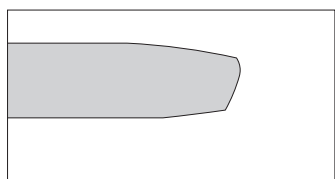
Conference tables with tops that are 1¼" thick offer eight edge profiles to choose from. To specify an edge profile, add the corresponding code after the table model number:

- Facet Edge: add "FC"
- Taper Edge: add "TE"
- Flowform Edge: add "FF"
- Reverse Bevel Edge: add "RB"
- Camber Edge: add "CE"
- Self Edge: add "SE"
- Self Edge with Exposed Plywood: add "SE-P"
- Cascade Edge: add "CA"

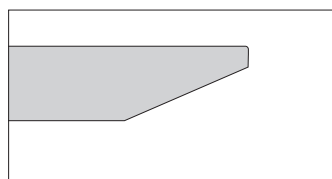


EXAMPLE

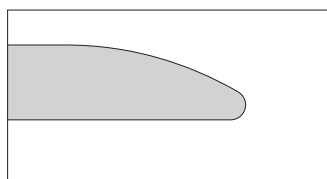
- Flowform edge, Camber edge, Cascade edge, and Exposed Plywood Self edge require a 5% upcharge.
- Flowform, Camber, and Cascade edges are veneer-wrapped and are not available with plastic laminate.
- Rectangle, Boat, and Vista tops specified with a Flowform, Camber or Cascade edge have the profile on the two long sides only, with Self edges on the two ends.
- The Cascade edge is not compatible with table shapes that have "Soft" Radius corners, Super Ellipse or Racetrack shapes.
- Facet edge is not compatible with table shapes that have radius "Soft" Radius corners.
- Camber edge requires a minimum 8" radius corner for "Soft" Rectangle, Boat, Square, and Vista top shapes.



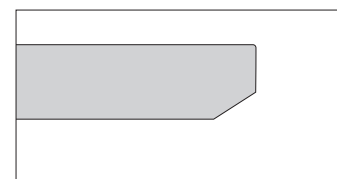
Facet Edge "FC"




Taper Edge "TE"




Flowform Edge "FF"




Reverse Bevel Edge "RB"




Facet Edge - specify "FC"



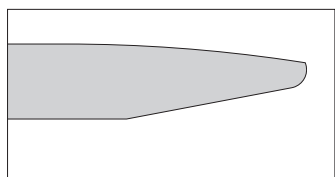
Taper Edge - specify "TE"



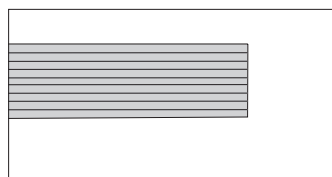
Flowform Edge - specify "FF"



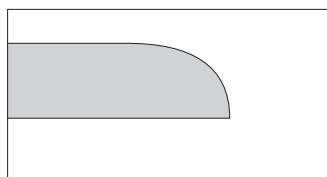
Reverse Bevel Edge - specify "RB"




Camber Edge "CE"




Self Edge "SE" / Self Edge with Exposed Plywood Core "SE-P"



Cascade Edge "CA"



Camber Edge - specify "CE"



Self "SE" / Self with Exposed Plywood Core "SE-P"



Cascade Edge - specify "CA"

PLEXUS CONFERENCE TABLES

RECTANGLE SHAPE Design - busk + hertzog



Specify edge type: add the two letter code after the model number



Model Number	W"	D"	H"	Top Finish	List Price
2 Bases					
85301/2	72	36	29	Veneer	6,755
85301/5	72	36	29	P-Lam	5,880
85302/2	84	36	29	Veneer	7,425
85302/5	84	36	29	P-Lam	6,245
85303/2	84	42	29	Veneer	7,780
85303/5	84	42	29	P-Lam	6,560
85304/2	84	48	29	Veneer	7,980
85304/5	84	48	29	P-Lam	6,740
85306/2	96	36	29	Veneer	7,890
85306/5	96	36	29	P-Lam	6,710
85307/2	96	42	29	Veneer	8,160
85307/5	96	42	29	P-Lam	6,905
85308/2	96	48	29	Veneer	8,470
85308/5	96	48	29	P-Lam	7,115
85347/2	108	42	29	Veneer	8,845
85347/5	108	42	29	P-Lam	7,270
85309/2	108	48	29	Veneer	9,340
85309/5	108	48	29	P-Lam	7,690
85348/2	120	42	29	Veneer	9,400
85348/5	120	42	29	P-Lam	7,800
85310/2	120	48	29	Veneer	10,000
85310/5	120	48	29	P-Lam	8,100
85311/2	120	54	29	Veneer	10,560
85311/5	120	54	29	P-Lam	8,420
85312/2	120	60	29	Veneer	10,960
85312/5	120	60	29	P-Lam	8,560
85313/2	120	66	29	Veneer	11,375
85313/5	120	66	29	P-Lam	8,705
85314/2	132	48	29	Veneer	10,570
85314/5	132	48	29	P-Lam	8,535
85315/2	132	54	29	Veneer	11,225
85315/5	132	54	29	P-Lam	8,705
85349/2	132	60	29	Veneer	11,530
85349/5	132	60	29	P-Lam	8,915
85350/2	132	66	29	Veneer	11,885
85350/5	132	66	29	P-Lam	8,970
85316/2	144	48	29	Veneer	11,230
85316/5	144	48	29	P-Lam	9,010
85317/2	144	54	29	Veneer	11,950
85317/5	144	54	29	P-Lam	9,310
85318/2	144	60	29	Veneer	12,485
85318/5	144	60	29	P-Lam	9,655
85319/2	144	66	29	Veneer	13,035
85319/5	144	66	29	P-Lam	10,010
85320/2	156	48	29	Veneer	11,795
85320/5	156	48	29	P-Lam	9,470
85321/2	156	54	29	Veneer	12,595
85321/5	156	54	29	P-Lam	9,825
85322/2	156	60	29	Veneer	13,245
85322/5	156	60	29	P-Lam	10,215
85323/2	156	66	29	Veneer	13,885
85323/5	156	66	29	P-Lam	10,620
85324/2	168	48	29	Veneer	12,255
85324/5	168	48	29	P-Lam	9,745
85325/2	168	54	29	Veneer	13,000
85325/5	168	54	29	P-Lam	10,135
85326/2	168	60	29	Veneer	13,840
85326/5	168	60	29	P-Lam	10,530
85327/2	168	66	29	Veneer	14,665
85327/5	168	66	29	P-Lam	10,915

Model Number	W"	D"	H"	Top Finish	List Price
3 Bases					
85328/2	180	48	29	Veneer	14,865
85328/5	180	48	29	P-Lam	12,200
85329/2	180	54	29	Veneer	15,645
85329/5	180	54	29	P-Lam	12,590
85330/2	180	60	29	Veneer	16,445
85330/5	180	60	29	P-Lam	13,035
85331/2	180	66	29	Veneer	17,230
85331/5	180	66	29	P-Lam	13,450
4 Bases					
85332/2	192	54	29	Veneer	18,360
85332/5	192	54	29	P-Lam	14,935
85333/2	192	60	29	Veneer	19,195
85333/5	192	60	29	P-Lam	15,385
85334/2	192	66	29	Veneer	19,970
85334/5	192	66	29	P-Lam	15,835
85335/2	204	54	29	Veneer	18,950
85335/5	204	54	29	P-Lam	15,485
85336/2	204	60	29	Veneer	19,815
85336/5	204	60	29	P-Lam	15,930
85337/2	204	66	29	Veneer	20,695
85337/5	204	66	29	P-Lam	16,380
85338/2	216	54	29	Veneer	19,595
85338/5	216	54	29	P-Lam	16,065
85339/2	216	60	29	Veneer	20,485
85339/5	216	60	29	P-Lam	16,535
85340/2	216	66	29	Veneer	21,365
85340/5	216	66	29	P-Lam	17,010
85341/2	228	54	29	Veneer	20,235
85341/5	228	54	29	P-Lam	16,510
85342/2	228	60	29	Veneer	21,330
85342/5	228	60	29	P-Lam	17,040
85343/2	228	66	29	Veneer	22,410
85343/5	228	66	29	P-Lam	17,555
85344/2	240	54	29	Veneer	20,840
85344/5	240	54	29	P-Lam	16,970
85345/2	240	60	29	Veneer	21,970
85345/5	240	60	29	P-Lam	17,485
85346/2	240	66	29	Veneer	23,100
85346/5	240	66	29	P-Lam	18,010

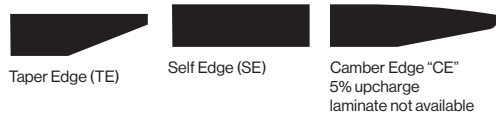
Model # 85377/2 with Camber Edge



PLEXUS CONFERENCE TABLES

RECTANGLE SHAPE WITH SOFT (8" RADIUS) CORNERS Design - busk + hertzog

Specify edge type: add the two letter code after the model number



Model Number	W"	D"	H"	Top Finish	List Price
2 Bases					
85351/2	72	36	29	Veneer	6,885
85351/5	72	36	29	P-Lam	6,000
85352/2	84	36	29	Veneer	7,580
85352/5	84	36	29	P-Lam	6,370
85353/2	84	42	29	Veneer	7,930
85353/5	84	42	29	P-Lam	6,690
85354/2	84	48	29	Veneer	8,140
85354/5	84	48	29	P-Lam	6,870
85356/2	96	36	29	Veneer	8,050
85356/5	96	36	29	P-Lam	6,855
85357/2	96	42	29	Veneer	8,325
85357/5	96	42	29	P-Lam	7,045
85358/2	96	48	29	Veneer	8,650
85358/5	96	48	29	P-Lam	7,255
85397/2	108	42	29	Veneer	9,020
85397/5	108	42	29	P-Lam	7,425
85359/2	108	48	29	Veneer	9,535
85359/5	108	48	29	P-Lam	7,845
85398/2	120	42	29	Veneer	9,580
85398/5	120	42	29	P-Lam	7,955
85360/2	120	48	29	Veneer	10,195
85360/5	120	48	29	P-Lam	8,260
85361/2	120	54	29	Veneer	10,770
85361/5	120	54	29	P-Lam	8,585
85362/2	120	60	29	Veneer	11,175
85362/5	120	60	29	P-Lam	8,740
85363/2	120	66	29	Veneer	11,605
85363/5	120	66	29	P-Lam	8,880
85364/2	132	48	29	Veneer	10,785
85364/5	132	48	29	P-Lam	8,705
85365/2	132	54	29	Veneer	11,455
85365/5	132	54	29	P-Lam	8,880
85399/2	132	60	29	Veneer	11,760
85399/5	132	60	29	P-Lam	9,100
85400/2	132	66	29	Veneer	12,125
85400/5	132	66	29	P-Lam	9,150
85366/2	144	48	29	Veneer	11,460
85366/5	144	48	29	P-Lam	9,190
85367/2	144	54	29	Veneer	12,195
85367/5	144	54	29	P-Lam	9,500
85368/2	144	60	29	Veneer	12,735
85368/5	144	60	29	P-Lam	9,845
85369/2	144	66	29	Veneer	13,290
85369/5	144	66	29	P-Lam	10,210
85370/2	156	48	29	Veneer	12,035
85370/5	156	48	29	P-Lam	9,670
85371/2	156	54	29	Veneer	12,850
85371/5	156	54	29	P-Lam	10,020
85372/2	156	60	29	Veneer	13,510
85372/5	156	60	29	P-Lam	10,420
85373/2	156	66	29	Veneer	14,165
85373/5	156	66	29	P-Lam	10,830
85374/2	168	48	29	Veneer	12,505
85374/5	168	48	29	P-Lam	9,940
85375/2	168	54	29	Veneer	13,270
85375/5	168	54	29	P-Lam	10,340
85376/2	168	60	29	Veneer	14,125
85376/5	168	60	29	P-Lam	10,745
85377/2	168	66	29	Veneer	14,960
85377/5	168	66	29	P-Lam	11,140

Model Number	W"	D"	H"	Top Finish	List Price
3 Bases					
85378/2	180	48	29	Veneer	15,160
85378/5	180	48	29	P-Lam	12,440
85379/2	180	54	29	Veneer	15,960
85379/5	180	54	29	P-Lam	12,845
85380/2	180	60	29	Veneer	16,775
85380/5	180	60	29	P-Lam	13,290
85381/2	180	66	29	Veneer	17,575
85381/5	180	66	29	P-Lam	13,715
4 Bases					
85382/2	192	54	29	Veneer	18,735
85382/5	192	54	29	P-Lam	15,240
85383/2	192	60	29	Veneer	19,590
85383/5	192	60	29	P-Lam	15,705
85384/2	192	66	29	Veneer	20,360
85384/5	192	66	29	P-Lam	16,155
85385/2	204	54	29	Veneer	19,335
85385/5	204	54	29	P-Lam	15,795
85386/2	204	60	29	Veneer	20,220
85386/5	204	60	29	P-Lam	16,250
85387/2	204	66	29	Veneer	21,115
85387/5	204	66	29	P-Lam	16,720
85388/2	216	54	29	Veneer	19,990
85388/5	216	54	29	P-Lam	16,395
85389/2	216	60	29	Veneer	20,895
85389/5	216	60	29	P-Lam	16,865
85390/2	216	66	29	Veneer	21,800
85390/5	216	66	29	P-Lam	17,360
85391/2	228	54	29	Veneer	20,645
85391/5	228	54	29	P-Lam	16,840
85392/2	228	60	29	Veneer	21,755
85392/5	228	60	29	P-Lam	17,380
85393/2	228	66	29	Veneer	22,855
85393/5	228	66	29	P-Lam	17,905
85394/2	240	54	29	Veneer	21,260
85394/5	240	54	29	P-Lam	17,310
85395/2	240	60	29	Veneer	22,415
85395/5	240	60	29	P-Lam	17,840
85396/2	240	66	29	Veneer	23,565
85396/5	240	66	29	P-Lam	18,360

Standard Features:

- Tops are 1/4" thick, available in all standard Nienkämper veneers and plastic laminates.
- Solid Walnut, Maple or Birch legs and can be stained or painted in a variety of colors.
- Bases are available in three widths 27", 33", 39" to accommodate table widths from 36" to 66"
- Table height is 29"
- Silver anodized stretcher rails are standard.

PLEXUS CONFERENCE TABLES

BOAT SHAPE Design - busk + hertzog



Specify edge type: add the two letter code after the model number



Model Number	W"	D"	H"	Top Finish	List Price
2 Bases					
85401/2	72	36	29	Veneer	6,990
85401/5	72	36	29	P-Lam	6,085
85402/2	84	36	29	Veneer	7,690
85402/5	84	36	29	P-Lam	6,465
85403/2	84	42	29	Veneer	8,050
85403/5	84	42	29	P-Lam	6,790
85404/2	84	48	29	Veneer	8,260
85404/5	84	48	29	P-Lam	6,975
85406/2	96	36	29	Veneer	8,175
85406/5	96	36	29	P-Lam	6,950
85407/2	96	42	29	Veneer	8,445
85407/5	96	42	29	P-Lam	7,150
85408/2	96	48	29	Veneer	8,770
85408/5	96	48	29	P-Lam	7,365
85447/2	108	42	29	Veneer	9,150
85447/5	108	42	29	P-Lam	7,530
85409/2	108	48	29	Veneer	9,680
85409/5	108	48	29	P-Lam	7,960
85448/2	120	42	29	Veneer	9,725
85448/5	120	42	29	P-Lam	8,070
85410/2	120	48	29	Veneer	10,350
85410/5	120	48	29	P-Lam	8,390
85411/2	120	54	29	Veneer	10,935
85411/5	120	54	29	P-Lam	8,705
85412/2	120	60	29	Veneer	11,340
85412/5	120	60	29	P-Lam	8,865
85413/2	120	66	29	Veneer	11,770
85413/5	120	66	29	P-Lam	9,015
85414/2	132	48	29	Veneer	10,950
85414/5	132	48	29	P-Lam	8,840
85415/2	132	54	29	Veneer	11,625
85415/5	132	54	29	P-Lam	9,015
85449/2	132	60	29	Veneer	11,945
85449/5	132	60	29	P-Lam	9,230
85450/2	132	66	29	Veneer	12,310
85450/5	132	66	29	P-Lam	9,295
85416/2	144	48	29	Veneer	11,630
85416/5	144	48	29	P-Lam	9,325
85417/2	144	54	29	Veneer	12,365
85417/5	144	54	29	P-Lam	9,640
85418/2	144	60	29	Veneer	12,930
85418/5	144	60	29	P-Lam	9,995
85419/2	144	66	29	Veneer	13,485
85419/5	144	66	29	P-Lam	10,360
85420/2	156	48	29	Veneer	12,215
85420/5	156	48	29	P-Lam	9,800
85421/2	156	54	29	Veneer	13,045
85421/5	156	54	29	P-Lam	10,165
85422/2	156	60	29	Veneer	13,705
85422/5	156	60	29	P-Lam	10,575
85423/2	156	66	29	Veneer	14,375
85423/5	156	66	29	P-Lam	10,990
85424/2	168	48	29	Veneer	12,690
85424/5	168	48	29	P-Lam	10,090
85425/2	168	54	29	Veneer	13,465
85425/5	168	54	29	P-Lam	10,495
85426/2	168	60	29	Veneer	14,325
85426/5	168	60	29	P-Lam	10,900
85427/2	168	66	29	Veneer	15,180
85427/5	168	66	29	P-Lam	11,300

Model Number	W"	D"	H"	Top Finish	List Price
3 Bases					
85428/2	180	48	29	Veneer	15,385
85428/5	180	48	29	P-Lam	12,625
85429/2	180	54	29	Veneer	16,200
85429/5	180	54	29	P-Lam	13,040
85430/2	180	60	29	Veneer	17,020
85430/5	180	60	29	P-Lam	13,485
85431/2	180	66	29	Veneer	17,830
85431/5	180	66	29	P-Lam	13,925
4 Bases					
85432/2	192	54	29	Veneer	19,020
85432/5	192	54	29	P-Lam	15,470
85433/2	192	60	29	Veneer	19,880
85433/5	192	60	29	P-Lam	15,925
85434/2	192	66	29	Veneer	20,660
85434/5	192	66	29	P-Lam	16,395
85435/2	204	54	29	Veneer	19,615
85435/5	204	54	29	P-Lam	16,025
85436/2	204	60	29	Veneer	20,520
85436/5	204	60	29	P-Lam	16,495
85437/2	204	66	29	Veneer	21,415
85437/5	204	66	29	P-Lam	16,960
85438/2	216	54	29	Veneer	20,285
85438/5	216	54	29	P-Lam	16,630
85439/2	216	60	29	Veneer	21,205
85439/5	216	60	29	P-Lam	17,115
85440/2	216	66	29	Veneer	22,110
85440/5	216	66	29	P-Lam	17,615
85441/2	228	54	29	Veneer	20,950
85441/5	228	54	29	P-Lam	17,085
85442/2	228	60	29	Veneer	22,075
85442/5	228	60	29	P-Lam	17,630
85443/2	228	66	29	Veneer	23,195
85443/5	228	66	29	P-Lam	18,160
85444/2	240	54	29	Veneer	21,580
85444/5	240	54	29	P-Lam	17,570
85445/2	240	60	29	Veneer	22,735
85445/5	240	60	29	P-Lam	18,105
85446/2	240	66	29	Veneer	23,915
85446/5	240	66	29	P-Lam	18,635

Model # 85377/2



PLEXUS CONFERENCE TABLES

RACETRACK SHAPE Design - busk + hertzog

Specify edge type: add the two letter code after the model number



Model Number	W"	D"	H"	Top Finish	List Price
2 Bases					
85501/2	72	36	29	Veneer	7,090
85501/5	72	36	29	P-Lam	6,170
85502/2	84	36	29	Veneer	7,805
85502/5	84	36	29	P-Lam	6,560
85503/2	84	42	29	Veneer	8,170
85503/5	84	42	29	P-Lam	6,890
85504/2	84	48	29	Veneer	8,380
85504/5	84	48	29	P-Lam	7,070
85506/2	96	36	29	Veneer	8,285
85506/5	96	36	29	P-Lam	7,045
85507/2	96	42	29	Veneer	8,570
85507/5	96	42	29	P-Lam	7,255
85508/2	96	48	29	Veneer	8,895
85508/5	96	48	29	P-Lam	7,470
85547/2	108	42	29	Veneer	9,290
85547/5	108	42	29	P-Lam	7,635
85509/2	108	48	29	Veneer	9,810
85509/5	108	48	29	P-Lam	8,075
85548/2	120	42	29	Veneer	9,870
85548/5	120	42	29	P-Lam	8,190
85510/2	120	48	29	Veneer	10,500
85510/5	120	48	29	P-Lam	8,505
85511/2	120	54	29	Veneer	11,095
85511/5	120	54	29	P-Lam	8,845
85512/2	120	60	29	Veneer	11,510
85512/5	120	60	29	P-Lam	8,995
85513/2	120	66	29	Veneer	11,945
85513/5	120	66	29	P-Lam	9,145
85514/2	132	48	29	Veneer	11,105
85514/5	132	48	29	P-Lam	8,965
85515/2	132	54	29	Veneer	11,790
85515/5	132	54	29	P-Lam	9,145
85549/2	132	60	29	Veneer	12,105
85549/5	132	60	29	P-Lam	9,365
85550/2	132	66	29	Veneer	12,480
85550/5	132	66	29	P-Lam	9,425
85516/2	144	48	29	Veneer	11,795
85516/5	144	48	29	P-Lam	9,460
85517/2	144	54	29	Veneer	12,550
85517/5	144	54	29	P-Lam	9,780
85518/2	144	60	29	Veneer	13,110
85518/5	144	60	29	P-Lam	10,135
85519/2	144	66	29	Veneer	13,685
85519/5	144	66	29	P-Lam	10,515
85520/2	156	48	29	Veneer	12,390
85520/5	156	48	29	P-Lam	9,945
85521/2	156	54	29	Veneer	13,225
85521/5	156	54	29	P-Lam	10,320
85522/2	156	60	29	Veneer	13,910
85522/5	156	60	29	P-Lam	10,735
85523/2	156	66	29	Veneer	14,575
85523/5	156	66	29	P-Lam	11,155
85524/2	168	48	29	Veneer	12,870
85524/5	168	48	29	P-Lam	10,230
85525/2	168	54	29	Veneer	13,650
85525/5	168	54	29	P-Lam	10,640
85526/2	168	60	29	Veneer	14,535
85526/5	168	60	29	P-Lam	11,055
85527/2	168	66	29	Veneer	15,400
85527/5	168	66	29	P-Lam	11,465

Model Number	W"	D"	H"	Top Finish	List Price
3 Bases					
85528/2	180	48	29	Veneer	15,605
85528/5	180	48	29	P-Lam	12,810
85529/2	180	54	29	Veneer	16,430
85529/5	180	54	29	P-Lam	13,220
85530/2	180	60	29	Veneer	17,270
85530/5	180	60	29	P-Lam	13,685
85531/2	180	66	29	Veneer	18,095
85531/5	180	66	29	P-Lam	14,125
4 Bases					
85532/2	192	54	29	Veneer	19,285
85532/5	192	54	29	P-Lam	15,690
85533/2	192	60	29	Veneer	20,160
85533/5	192	60	29	P-Lam	16,155
85534/2	192	66	29	Veneer	20,970
85534/5	192	66	29	P-Lam	16,930
85535/2	204	54	29	Veneer	19,905
85535/5	204	54	29	P-Lam	16,255
85536/2	204	60	29	Veneer	20,815
85536/5	204	60	29	P-Lam	16,735
85537/2	204	66	29	Veneer	21,730
85537/5	204	66	29	P-Lam	17,200
85538/2	216	54	29	Veneer	20,575
85538/5	216	54	29	P-Lam	16,870
85539/2	216	60	29	Veneer	21,510
85539/5	216	60	29	P-Lam	17,365
85540/2	216	66	29	Veneer	22,435
85540/5	216	66	29	P-Lam	17,865
85541/2	228	54	29	Veneer	21,250
85541/5	228	54	29	P-Lam	17,340
85542/2	228	60	29	Veneer	22,400
85542/5	228	60	29	P-Lam	17,890
85543/2	228	66	29	Veneer	23,530
85543/5	228	66	29	P-Lam	18,435
85544/2	240	54	29	Veneer	21,885
85544/5	240	54	29	P-Lam	17,820
85545/2	240	60	29	Veneer	23,070
85545/5	240	60	29	P-Lam	18,360
85546/2	240	66	29	Veneer	24,270
85546/5	240	66	29	P-Lam	18,910

Standard Features:

- Tops are 1/4" thick, available in all standard Nienkämper veneers and plastic laminates.
- Solid Walnut, Maple or Birch legs and can be stained or painted in a variety of colors.
- Bases are available in three widths 27", 33", 39" to accommodate table widths from 36" to 66"
- Table height is 29"
- Silver anodized stretcher rails are standard.

PLEXUS CONFERENCE TABLES

SUPER ELLIPSE SHAPE Design - busk + hertzog

Specify edge type: add the two letter code after the model number



Model Number	W"	D"	H"	Top Finish	List Price
2 Bases					
85453/2	84	42	29	Veneer	8,355
85453/5	84	42	29	P-Lam	7,050
85454/2	84	48	29	Veneer	8,585
85454/5	84	48	29	P-Lam	7,235
85457/2	96	42	29	Veneer	8,770
85457/5	96	42	29	P-Lam	7,425
85458/2	96	48	29	Veneer	9,105
85458/5	96	48	29	P-Lam	7,645
85497/2	108	42	29	Veneer	9,510
85497/5	108	42	29	P-Lam	7,820
85459/2	108	48	29	Veneer	10,050
85459/5	108	48	29	P-Lam	8,260
85498/2	120	42	29	Veneer	10,110
85498/5	120	42	29	P-Lam	8,380
85460/2	120	48	29	Veneer	10,750
85460/5	120	48	29	P-Lam	8,705
85461/2	120	54	29	Veneer	11,360
85461/5	120	54	29	P-Lam	9,055
85462/2	120	60	29	Veneer	11,780
85462/5	120	60	29	P-Lam	9,210
85463/2	120	66	29	Veneer	12,225
85463/5	120	66	29	P-Lam	9,360
85464/2	132	48	29	Veneer	11,375
85464/5	132	48	29	P-Lam	9,180
85465/2	132	54	29	Veneer	12,075
85465/5	132	54	29	P-Lam	9,360
85499/2	132	60	29	Veneer	12,390
85499/5	132	60	29	P-Lam	9,585
85500/2	132	66	29	Veneer	12,785
85500/5	132	66	29	P-Lam	9,650
85466/2	144	48	29	Veneer	12,085
85466/5	144	48	29	P-Lam	9,685
85467/2	144	54	29	Veneer	12,840
85467/5	144	54	29	P-Lam	10,010
85468/2	144	60	29	Veneer	13,425
85468/5	144	60	29	P-Lam	10,380
85469/2	144	66	29	Veneer	14,005
85469/5	144	66	29	P-Lam	10,760
85470/2	156	48	29	Veneer	12,690
85470/5	156	48	29	P-Lam	10,180
85471/2	156	54	29	Veneer	13,535
85471/5	156	54	29	P-Lam	10,560
85472/2	156	60	29	Veneer	14,240
85472/5	156	60	29	P-Lam	10,985
85473/2	156	66	29	Veneer	14,930
85473/5	156	66	29	P-Lam	11,415
85474/2	168	48	29	Veneer	13,180
85474/5	168	48	29	P-Lam	10,475
85475/2	168	54	29	Veneer	13,975
85475/5	168	54	29	P-Lam	10,900
85476/2	168	60	29	Veneer	14,880
85476/5	168	60	29	P-Lam	11,320
85477/2	168	66	29	Veneer	15,770
85477/5	168	66	29	P-Lam	11,740

Model Number	W"	D"	H"	Top Finish	List Price
3 Bases					
85478/2	180	48	29	Veneer	15,975
85478/5	180	48	29	P-Lam	13,105
85479/2	180	54	29	Veneer	16,830
85479/5	180	54	29	P-Lam	13,530
85480/2	180	60	29	Veneer	17,680
85480/5	180	60	29	P-Lam	14,005
85481/2	180	66	29	Veneer	18,520
85481/5	180	66	29	P-Lam	14,455
4 Bases					
85482/2	192	54	29	Veneer	19,750
85482/5	192	54	29	P-Lam	16,050
85483/2	192	60	29	Veneer	20,640
85483/5	192	60	29	P-Lam	16,550
85484/2	192	66	29	Veneer	21,465
85484/5	192	66	29	P-Lam	17,025
85485/2	204	54	29	Veneer	20,370
85485/5	204	54	29	P-Lam	16,640
85486/2	204	60	29	Veneer	21,315
85486/5	204	60	29	P-Lam	17,130
85487/2	204	66	29	Veneer	22,240
85487/5	204	66	29	P-Lam	17,615
85488/2	216	54	29	Veneer	21,060
85488/5	216	54	29	P-Lam	17,280
85489/2	216	60	29	Veneer	22,025
85489/5	216	60	29	P-Lam	17,785
85490/2	216	66	29	Veneer	22,970
85490/5	216	66	29	P-Lam	18,290
85491/2	228	54	29	Veneer	21,760
85491/5	228	54	29	P-Lam	17,740
85492/2	228	60	29	Veneer	22,920
85492/5	228	60	29	P-Lam	18,315
85493/2	228	66	29	Veneer	24,095
85493/5	228	66	29	P-Lam	18,870
85494/2	240	54	29	Veneer	22,415
85494/5	240	54	29	P-Lam	18,250
85495/2	240	60	29	Veneer	23,620
85495/5	240	60	29	P-Lam	18,810
85496/2	240	66	29	Veneer	24,840
85496/5	240	66	29	P-Lam	19,360

Model # 85377/2 with Camber Edge



TERMS AND CONDITIONS OF SALE

PRICES

All prices are list prices, freight included, blanket-wrapped, dock delivered, from the manufacturing source to any location in the contiguous United States.

Brokerage is paid by Nienkämper for product shipped to the United States.

Due to existing conditions in regard to cost of labor and materials, we reserve the right to change prices without notice.

TERMS

Net 30 days from date of invoice to accredited buyers. Two per cent (2%) interest charged monthly on overdue accounts. Deposit of 50% is required with order. Terms will be established upon credit evaluation. Due to delays in processing references, first orders may be treated as C.B.D. orders.

ORDER CONFIRMATION

Orders are accepted upon issuance of our order confirmation and are subject to the terms set forth therein; notwithstanding any variance from the terms of the buyer's order form.

Nienkämper is not liable for any delay or failure to deliver caused by labor or transportation difficulties, accidents, acts of God, failure of sources of supply, or other causes beyond our control, and changes will affect the delivery date.

CHANGE OF ORDERS OR CANCELLATIONS

Changes or cancellations are subject to our ability to conform. A charge will be levied against cancelled or changed orders based on costs already incurred by Nienkämper. All changes must be in writing and submitted on a revised purchase order. Changes will affect the delivery date.

STORAGE

If goods cannot be accepted when ready, we may transfer them to storage (which is to be deemed as delivery for invoice purposes). The customer accepts risks and will be charged at prevailing rates.

FREIGHT

Prices include freight charges, blanket-wrapped, dock delivered, from the manufacturing source to any location in the contiguous United States. Packing and/or crating are available, if required, upcharges apply.

CLAIMS

All furniture is given to the carrier and signed for in good condition. It is the responsibility of the receiver to sign for the goods in the presence of the carrier and note the condition in which they are received. Freight claims should be filed with the carrier.

WARRANTY

There are no express or implied warranties, conditions and obligations of the manufacturer, whether statutory or otherwise that extend beyond the description on the face hereof. Our furniture is made to the highest standard and is warranted free from defects of material and workmanship for five years from the date of delivery. During the warranty period we will repair or replace such merchandise as shall prove to be defective, during normal usage in accordance with manufacturer's specifications. The manufacturer shall not be liable for defect wholly attributable to normal manufacturing process. Replacement or repair of the Product shall be the sole remedy of the Customer, and the manufacturer shall not be liable for any direct, indirect, incidental, or consequential loss or damage suffered by the Customer by reason of any defect in workmanship or manufacture of the Product or inability to use the Product. Moreover, this warranty does not cover accidental damage, abuse, alteration, ordinary wear and tear of Goods, negligence and misuse nor variations over which we have no control such as heat or humidity or damage to which the Goods are connected that is not attributable to the failure of the goods themselves. This warranty is null and void when the product is installed with hardware other than that supplied and/or when installed differently than recommended in the installation guide. Modification to the product or hardware may result in failure of the product and cause damage and/or injury.

WOOD FINISHES

Nienkämper offers a wide variety of standard light finishes on cherry, mahogany and figured anagré wood veneers, and a clear natural finish on figured anagré, figured sycamore, maple, bird's eye maple and curly maple.

Light finishes do not mask the grain and other characteristics of each wood species. It is important to understand that pieces of the same type of wood will not look identical when a light finish is used. The appearance of the finish will also depend on the natural color of the veneer. Cherry darkens over time as the wood ages. Pin knots and gum pockets are inherent traits.

Wood is a naturally variable raw material; its variances are not within the furniture manufacturer's control and are therefore not considered defects under this warranty.