

nienkämpfer

MEETING TABLES

PIVOT™ FLIPTOP



2026

Prices shown are List Prices, FOB our Toronto
Factory- freight charges are extra. Packing and/
or crating is available, if required, upcharges apply.

veneers

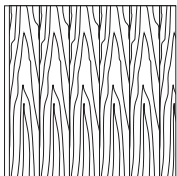
All wood surfaces are protected with a durable polyurethane clear lacquer with UV inhibitor. This finish is known for its exceptional durability, as well as abrasion, chemical, impact and scratch resistance. Standard sheen level is 45 degrees. Optional matte, 5, 10 and 35 degree sheen levels are available on request at no additional cost.

Wood Species	Order Code	Veneer/Stain	Upcharge
Maple	F-01	Natural Maple	No upcharge applies.
	F-02	Natural Curly Maple - Rotary Cut	Add 15%.
	F-03	Natural Bird's Eye Maple - Rotary Cut	Call Customer Service for pricing.
	F-04	Maple Stained Pear	No upcharge applies.
Cherry	F-05	Natural Cherry	No upcharge applies.
	F-06	Standard Cherry	No upcharge applies.
	F-07	Cherry Stained Amber	No upcharge applies.
	F-08	Cherry Stained Auburn	No upcharge applies.
	F-09	Cherry Stained Burgundy	No upcharge applies.
Mahogany	F-10	Light Mahogany	No upcharge applies.
	F-11	Medium Mahogany	No upcharge applies.
	F-12	Dark Mahogany	No upcharge applies.
	F-13	Red Mahogany	No upcharge applies.
Anagre	F-14	Natural Figured Anagre - Qtr. Cut Book-Match	Add 15%.
	F-15	Figured Anagre Stained Amber - Qtr. Cut Book-Match	Add 15%.
Sycamore	F-16	Natural Figured Sycamore - Qtr. Cut Book-Match	Add 15%.
Walnut	F-17	Burnt Walnut	No upcharge applies.
	F-19	Natural Walnut- Flat Cut Book-Match	No upcharge applies.
	F-19FM	Natural Walnut- Flat Cut Book-Match (matte sheen)	No upcharge applies.
	F-27F	Creamy Walnut- Flat Cut Book-Match (10° sheen)	No upcharge applies.
	F-27R	Creamy Walnut - Rift Cut Slip-Match (10° sheen)	Add 5%
	F-28	Tawny Walnut	No upcharge applies.
	F-31FM	Autumn Walnut- Flat Cut Book-Match (matte sheen)	No upcharge applies.
	F-31RM	Autumn Walnut - Rift Cut Slip-Match (matte sheen)	Add 5%
Oak	F-18F	Natural White Oak - Flat Cut Book-Match (10° sheen)	No upcharge applies.
	F-18R	Natural White Oak - Rift Cut Slip-Match (10° sheen)	Add 5%
	F-26	Charcoal Ash On Oak- Flat Cut Book- Match (10° sheen)	No upcharge applies.
	F-29F	Smoky Oak - Flat Cut Book-Match	No upcharge applies.
	F-29R	Smoky Oak - Rift Cut Slip-Match	Add 5%
	F-29FM	Smoky Oak - Flat Cut Book-Match (matte sheen)	No upcharge applies.
	F-29RM	Smoky Oak - Rift Cut Slip-Match (matte sheen)	Add 5%
	F-30FM	Whisper White Oak - Flat Cut Book-Match (matte sheen)	No upcharge applies.
	F-30RM	Whisper White Oak - Rift Cut Slip-Match (matte sheen)	Add 5%
	F-32FM	Cotton White Oak - Flat Cut Book-Match (matte sheen)	No upcharge applies.
F-32RM	Cotton White Oak - Rift Cut Slip-Match (matte sheen)	Add 5%	
Sapele – Ribbon Stripe	F-20	Natural Ribbon Strip Sapele - Qtr. Cut Slip-Match	No upcharge applies.
Moabi (Cherry substitute)	F-21	Natural Moabi - Quarter - Qtr. Cut Book-Match	No upcharge applies.
Cape Coast Walnut	F-22	Dark Cape Coast Walnut - Qtr. Cut Slip-Match	No upcharge applies.
	F-23	Natural Cape Coast Walnut - Qtr. Cut Slip-Match	No upcharge applies.
	F-23	Natural Cape Coast Walnut - Qtr. Cut Slip-Match	No upcharge applies.
Ash	F-25	Slate Gray Ash - Qtr. Cut Slip-Match	No upcharge applies.

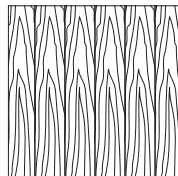
veneER GRAIN OPTIONS

Nienkämper products utilize the best quality veneers available, and, combined with Nienkämper's patented veneering systems, create work environments of incredible quality and beauty.


All veneer furniture comes standard with flat cut book-match veneer; flat cut slip-match veneer can also be specified. Quarter cut slip-match and quarter cut book-match veneers are available at a 5% upcharge. Figured Anagre and Figured Sycamore veneers are Quarter cut book-matched. Bird's Eye Maple and Curly Maple are rotary cut. Facet Edge, Taper edge, Flowform, Camber and Self edge tops with veneer are manufactured with a solid wood edge. All edges are then veneer wrapped to create a seamless profile top.




Standard V1
Flat Cut Book-Match



Flat Cut Slip-Match V2



Quarter Cut Slip-Match V3
Add 5%



Quarter Cut Book-Match V4
Add 5%

P-LAM

Wood grain plastic laminate surfaces are available on table tops with Facet, Taper and Self edges.

These tops are manufactured with a solid wood edge that is applied prior to the laminate top surface. This method conceals the thickness of the wood edge, while providing the durability required. Wood edges are selected that most closely resemble both the species and the color of the laminate chosen

Nienkämper has pre-selected a number of standard wood grain plastic laminates that represent a cross section of both color and species. Simply include the order code with the model number to make these selections. Alternatively wood grain plastic laminates selected outside of Nienkämper's standard selection can be made by specifying the manufacturer as well as the description and model number of the laminate at the time of order.

Wood Grain Plastic Laminate Surfaces	Order Code	Manufacturer #	Finish
Hardrock Maple	WL2	Pionite WM791-SD	Textured/Suede
Monticello Maple	WL5	Wilsonart 7925-38	Fine Velvet Texture
Fusion Maple	WL13	Wilsonart 7909-60	Matte
New Age Oak	WL14	Wilsonart 7938-38	Fine Velvet Texture
Wild Cherry	WL18	Wilsonart 7054-60	Matte
River Cherry	WL19	Wilsonart 7937-38	Fine Velvet Texture
Montana Walnut	WL20	Wilsonart 7110T-78	Fine Grain
Skyline Walnut	WL26	Wilsonart 7964K-12	Soft Grain
Continental Walnut	WL-29	Wilsonart 8232K-05	Timbergrain
Neo Walnut	WL-30	Wilsonart 7991-38	Fine Velvet Texture
Walnut Heights	WL-31	Wilsonart 7965K-12	Soft Grain
Grayed Oak	WL-32	Formica 5791-PG	Pure Grain Texture
Millennium Oak	WL-33	Formica 5887-58	Matte
Aged Ash	WL-34	Formica 8844-WR	Woodbrush
Lowell Ash	WL-35	Wilsonart 7994-38	Fine Velvet Texture
Natural Ash	WL-36	Formica 8843-WR	Woodbrush
Norwegian Ash	WL-37	Wilsonart 8241-38	Fine Velvet Texture
Weathered Ash	WL-38	Formica 8842-WR	Woodbrush
Smoky Brown Pear	WL-39	Formica 5488-26	Oiled Wood
Studio Teak	WL-40	Wilsonart 7960K-18	Linearity
Fawn Cypress	WL-41	Wilsonart 8208K-16	Casual Rustic
Landmark Wood	WL-42	Wilsonart 7981K-12	Soft Grain
Natural Cerise	WL-43	Formica 8863-58	Matte
Natural Recon	WL-44	Wilsonart 7996-38	Fine Velvet Texture
Pecan Woodline	WL-45	Formica 5883-58	Matte

To specify the wood grain laminate required simply add the Order Code WL_ to the model number of the product.

Samples and specific technical data is available from your local sales representative or by contacting Nienkämper's Customer Service department at **800.668.9318**.

P-LAM

COLORED P-LAM

Both Taper and Self edge profiles are available with a colored laminate top.

Laminate edging on Taper tops. Edging will match the top surface and is applied before the surface laminate. By applying the laminate in this way, the seam is positioned horizontally, which makes it much less conspicuous and more durable.

Wood edging on Self and Taper Edge tops are applied before the laminate. By applying the wood edge in this way, the wood edge thickness is concealed, while providing the durability required. Wood species and finishes for edging can be selected from page 8.

For laminates specified outside of Nienkämper's standard selection, specify the manufacturer as well as the description and model number of the laminate selected at the time of order. For Facet edge tops, the laminate must be a post-forming grade.


Translucent edging on Self and Taper edge tops is applied after the surface laminate. The translucent edge is very durable. Clear translucent edge provides a good match with most white-colored laminates, while a silver translucent edge provides a metallic look and contrast to colored plastic laminates.




P-Lam top & Self edge



P-Lam top & Translucent Self edge



Wood Grain P-Lam top & silver Translucent Self edge



P-Lam top & solid wood Facet edge

*An unavoidable, thin dark line will be visible when specifying a matching p.lam edge. This is more pronounced with light colored laminates

Colored Plastic Laminates Surface	Order Code	Manufacturer #	Finish
Gray (Nienkämper - Light Gray/Putty)	CL-01	Wilsonart 1500-60	Matte
Platinum Gray (Nienkämper - Medium Gray/Clay)	CL-02	Nevamar S6023T	Textured
Slate Grey (Nienkämper - Dark Gray)	CL-03	Wilsonart D91-60	Matte
Black	CL-04	Wilsonart 1595-60	Matte
Angel White	CL-05	Pionite SW-826SD	Textured/ Suede
Frosty White	CL-06	Wilsonart 1573-60	Matte
White (for writable surface)	Contact customer service for details 800.668.9318		Gloss

Add the order code behind the edge profile when specifying.

P-LAM

FINGERPRINT RESISTANT P-LAM

Fingerprint Resistant Plastic Laminate is an innovative material created for interior design applications and is suitable for both vertical and horizontal interior applications on our Nienkämper furniture.

The external surface of Fingerprint Resistant Plastic Laminate involves the use of nanotechnology made possible by next generation acrylic resins.

The unique composition offers extraordinary features coupled with a unique user experience. These include an ultra matte surface (eliminating glare), an ultra sofa feel, an anti-fingerprint surface, thermal healing of micro-scratches, increased durability as well as anti-bacterial and mold-resistant properties.

Edgeband matching all Fingerprint Resistant Plastic Laminate colors is only available when specifying a Taper edge. For Self edge tops 1" and 1 1/4" thick, matching edgeband are only available in Black (RL-01) and White (RL-03). When a matching edgeband is not available, the specified surface laminate is used on the edge. **Contact Customer Service for more details 800.668-9318.**

There is a 20% upcharge on our standard plastic laminate table pricing for Fingerprint Resistant Plastic Laminate.

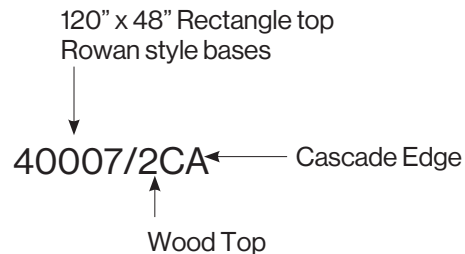
Colored "Fingerprint Resistant" Plastic Laminate Surface	Order Code	Finish
Black	RL-01	Matte
Gray	RL-02	Matte
White	RL-03	Matte
Sand	RL-04	Matte
Brown	RL-05	Matte
Clay	RL-06	Matte
Beige	RL-07	Matte
Ash	RL-08	Matte
Smoke	RL-09	Matte

Edgeband to Match with Colored "Fingerprint Resistant" Plastic Laminate	Thickness	Order Code
Black	3/4", 1", 1-1/4"	RE-01
Gray	3/4"	RE-02
White	3/4", 1", 1-1/4"	RE-03
Sand	3/4"	RE-04
Brown	3/4"	RE-05
Clay	3/4"	RE-06
Beige	3/4"	RE-07
Ash	3/4"	RE-08
Smoke	3/4"	RE-09

EDGE DETAILS - CONFERENCE TABLES

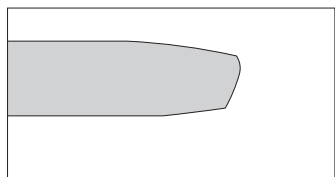
Conference tables with tops that are 1¼" thick offer eight edge profiles to choose from. To specify an edge profile, add the corresponding code after the table model number:

- Facet Edge: add "FC"
- Taper Edge: add "TE"
- Flowform Edge: add "FF"
- Reverse Bevel Edge: add "RB"
- Camber Edge: add "CE"
- Self Edge: add "SE"
- Self Edge with Exposed Plywood: add "SE-P"
- Cascade Edge: add "CA"

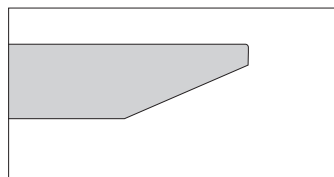


EXAMPLE

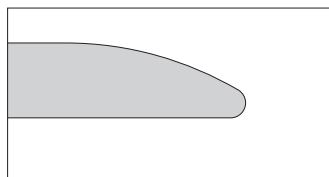
- Flowform Edge, Camber Edge, Cascade Edge, and Exposed Plywood Self Edge require a 5% upcharge.
- Flowform, Camber, and Cascade edges are veneer-wrapped and are not available with plastic laminate.
- Rectangle, Boat, and Vista tops specified with a Flowform Edge have this profile on the two long sides only, with Self Edges on the two ends.
- Cascade Edge is not compatible with table shapes that have radius "soft" corners, super-ellipse shapes, or racetrack shapes.
- Camber Edge includes a standard 8" radius corner on Rectangle, Boat, Square, and Vista top shapes.



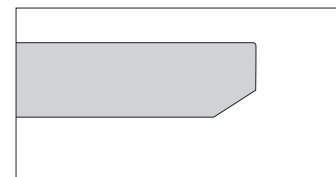
Facet Edge "FC"



Taper Edge "TE"




Flowform Edge "FF"



Reverse Bevel Edge "RB"



Facet Edge - specify "FC"



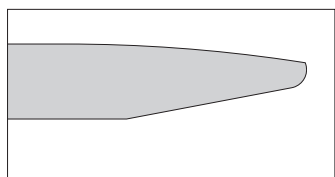
Taper Edge - specify "TE"



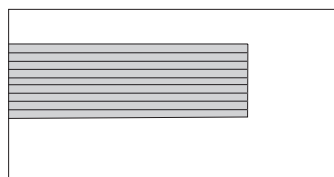
Flowform Edge - specify "FF"



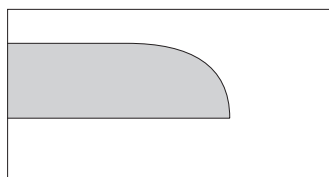
Reverse Bevel Edge - specify "RB"




Camber Edge "CE"



Self Edge "SE" / Self Edge with Exposed Plywood Core "SE-P"



Cascade Edge "CA"



Camber Edge - specify "CE"



Self "SE" / Self with Exposed Plywood Core "SE-P"



Cascade Edge - specify "CA"

PIVOT™ FLIPTOP TABLES

GENERAL

Design - Nienkämper

Tubular steel legs plated in brilliant Eco-Chrome, steel hinge mechanisms and cross beams provide the Pivot™ with its rigid skeleton, ready for the nomadic world of training tables. The Pivot™ isn't all brawn, its rigidity is balanced with warm, rich veneers typical to the Nienkämper family of products. Or if the rugged nature is to show through and through, a wide variety of plastic laminates with impact resistant plastic edges are also available.

Standard features include: chrome legs, locking casters, 1" thick rectangular top, choice of veneer and solid wood edge or plastic laminate and plastic edge, a 5½" tall fixed modesty panel completes the package. Options include: your choice of power/ data/ connectivity units, 1¼" thick tops and flush or inset leg placement.



PIVOT™ FLIPTOP TABLES

BASE CONSTRUCTION Design - Nienkämper

Constructed from 1½" dia. steel tube and is available in "Eco-metal" chrome plating*, powder coated silver or black. Table tops pivot on two robust steel hinges and are supported with steel cross beams. Table tops are locked in position while down with stainless steel slam catches. To unlock and flip table into the storage / moving position simply pull out the two ergonomic plastic handles and pivot downward. The table rolls on 4 swiveling / locking 3" dia. casters. Base, hinge, cross beam, release handles and casters are all integrated within the base structure.

*Eco-metal chrome plating is a new galvanic process which is completely free of chlorides and is 100% recyclable.

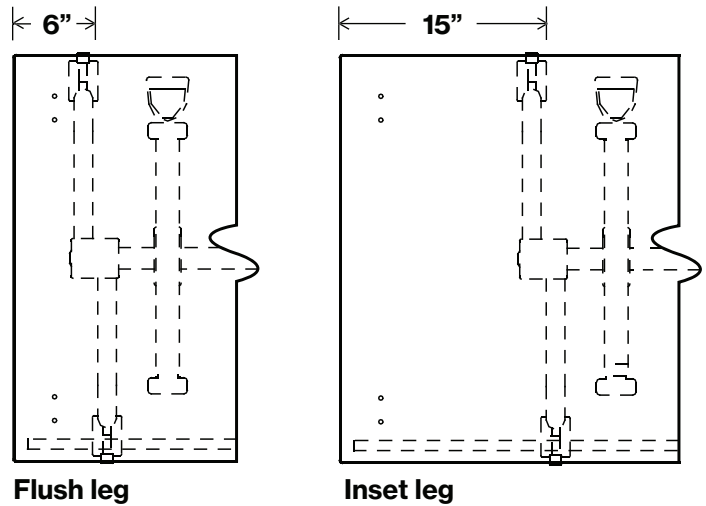


BASE POSITION

Bases are offered in two positions, flush and inset.

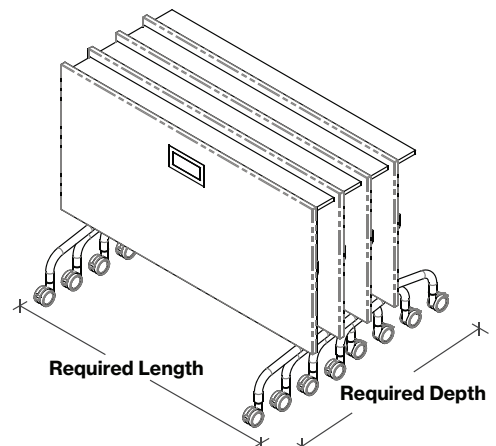
Flush leg position allows the user maximum knee space when tables are ganged together.

Inset leg position allow the maximum seating capacity when tables are ganged together by enabling seating on table seams.



STORAGE REQUIREMENTS

Table Length	2 Tables	4 Tables	6 Tables	8 Tables	10 Tables	12 Tables
floor space required when nested for table depths of 24" and 30" (L" x D")						
60"	60 x 36.75	60 x 49.75	60 x 62.75	60 x 75.75	60 x 88.75	60 x 101.75
66"	66 x 36.75	66 x 49.75	66 x 62.75	66 x 75.75	66 x 88.75	66 x 101.75
72"	72 x 36.75	72 x 49.75	72 x 62.75	72 x 75.75	72 x 88.75	72 x 101.75
78"	78 x 36.75	78 x 49.75	78 x 62.75	78 x 75.75	78 x 88.75	78 x 101.75
84"	84 x 36.75	84 x 49.75	84 x 62.75	84 x 75.75	84 x 88.75	84 x 101.75
90"	90 x 36.75	90 x 49.75	90 x 62.75	90 x 75.75	90 x 88.75	90 x 101.75



PIVOT™ FLIPTOP TABLES

CONNECTIVITY & WIRE MANAGEMENT Design - Nienkämper

Pivot™ FlipTop can be specified with a range of connectivity devices to suit most technology and price point requirements.

For connectivity device details and pricing visit www.nienkamper.com or contact customer service at 1.800.668.9318.



SIMPLE
Pop Up Forum



SIMPLE Forum



Vox® M-Forum

WIRE MANAGEMENT

Tables that include connectivity devices are equipped with cable clips that are fixed to both the underside of the top and the base. Cables may be routed to either base according to user needs.



PIVOT™ FLIPTOP TABLES

MODESTY PANEL DETAILS Design - Nienkämper



Veneer top with wood self edge and matching 5½"H fixed modesty panel.



Wood grain P-Lam top with translucent self edge and matching 5¼"H fixed modesty panel.



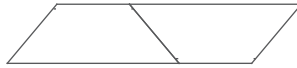
White P-Lam top with white PVC self edge and matching fixed modesty panel.

CONFIGURATION




2 rectangle tables

Model # Dimensions
82002/2 72"w x 24"d



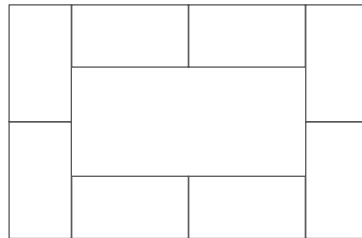
2 trapezoid tables

Model # Dimensions
82100/2 84"w x 24"d



4 rectangle tables

Model # Dimensions
82006/2 60"w x 30"d



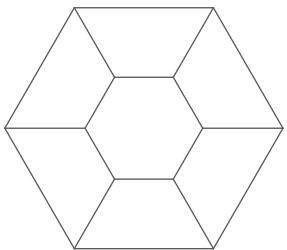
8 rectangle tables

Model # Dimensions
82012/2 60"w x 24"d



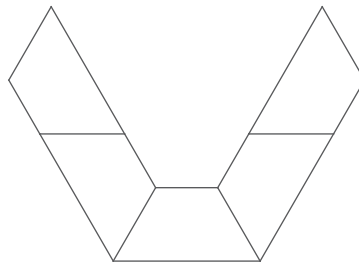
4 rectangle tables & 2 half round tables

Model # Dimensions
82012/2 60"w x 24"d
82144/2 48"w x 24"d




6 trapezoid tables

Model # Dimensions
82104/2 72"w x 30"d



5 trapezoid tables

Model # Dimensions
82105/2 78"w x 30"d



PIVOT™ FLIPTOP TABLES

HALF ROUND Design - Nienkämper



Tables shown on this page are standard with tubular steel legs, locking casters, Top is 1" thick for self edge and 1¼" thick for profile edges.

Wood tables have 1/8" solid wood self edge.

P-Lam tables have 1/8" translucent edge.

Specify edge type; add the two letter code after the model number.



Self Edge (SE)



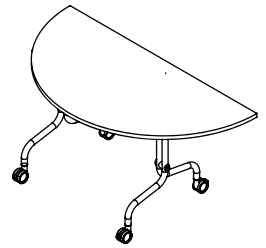
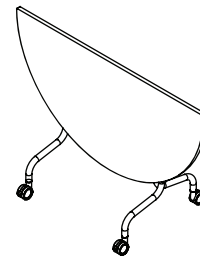
Taper Edge (TE)



Facet Edge (FE)



Flowform Edge (FF)
5% upcharge
lamine not available



1" TOP (SELF EDGE)

L"	X	W"	X	H"	Top Finish	Model No.	List Price
48		24		28.5	Wood	82144/2	2,250
48		24		28.5	P-Lam	82144/5	1,810
60		30		28.5	Wood	82145/2	2,870
60		30		28.5	P-Lam	82145/5	2,235

1¼" Top (Taper, Facet, Flow Form Edges)

L"	X	W"	X	H"	Top Finish	Model No.	List Price
48		24		29	Wood	82146/2	2,250
48		24		29	P-Lam	82146/5	1,810
60		30		29	Wood	82147/2	2,870
60		30		29	P-Lam	82147/5	2,235

PIVOT™ FLIPTOP TABLES

RECTANGLE Design - Nienkämper

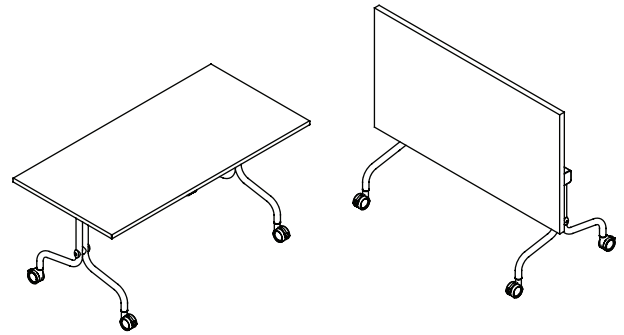


Tables shown on this page are standard with tubular steel legs, locking casters, and 1" thick top.

Wood tables have 1/8" solid wood self edge.
P-Lam tables have 1/8" translucent edge.



Self Edge "SE"



1" TOP

					FLUSH BASES		INSET BASES		
L"	X	W"	X	H"	Top Finish	Model No.	List Price	Model No.	List Price
60		24		28.5	Wood	82000/2	2,540	82012/2	2,540
60		24		28.5	P-Lam	82000/5	2,040	82012/5	2,040
66		24		28.5	Wood	82001/2	2,670	82013/2	2,670
66		24		28.5	P-Lam	82001/5	2,130	82013/5	2,130
72		24		28.5	Wood	82002/2	2,830	82014/2	2,830
72		24		28.5	P-Lam	82002/5	2,200	82014/5	2,200
78		24		28.5	Wood	82003/2	2,975	82015/2	2,975
78		24		28.5	P-Lam	82003/5	2,290	82015/5	2,290
84		24		28.5	Wood	82004/2	3,110	82016/2	3,110
84		24		28.5	P-Lam	82004/5	2,390	82016/5	2,390
90		24		28.5	Wood	82005/2	3,270	82017/2	3,270
90		24		28.5	P-Lam	82005/5	2,475	82017/5	2,475
60		30		28.5	Wood	82006/2	2,870	82018/2	2,870
60		30		28.5	P-Lam	82006/5	2,235	82018/5	2,235
66		30		28.5	Wood	82007/2	3,060	82019/2	3,060
66		30		28.5	P-Lam	82007/5	2,340	82019/5	2,340
72		30		28.5	Wood	82008/2	3,235	82020/2	3,235
72		30		28.5	P-Lam	82008/5	2,430	82020/5	2,430
78		30		28.5	Wood	82009/2	3,405	82021/2	3,405
78		30		28.5	P-Lam	82009/5	2,540	82021/5	2,540
84		30		28.5	Wood	82010/2	3,590	82022/2	3,590
84		30		28.5	P-Lam	82010/5	2,645	82022/5	2,645
90		30		28.5	Wood	82011/2	3,750	82023/2	3,750
90		30		28.5	P-Lam	82011/5	2,700	82023/5	2,700

PIVOT™ FLIPTOP TABLES

RECTANGLE Design - Nienkämper



Tables shown on this page are standard with tubular steel legs, locking casters, and 1 1/4" thick top.

Specify edge type; add the two letter code after the model number.



Self Edge (SE)



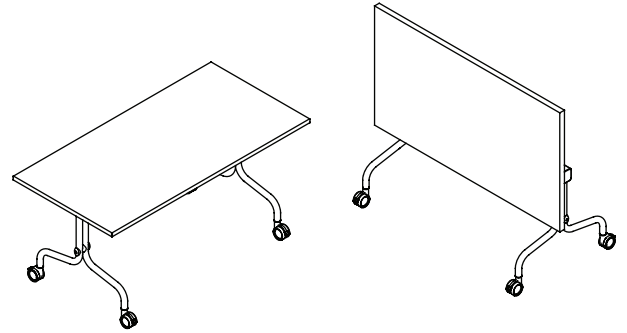
Taper Edge (TE)



Facet Edge (FE)



Flowform Edge (FF)
5% upcharge
laminates not available



1 1/4" Top

		FLUSH BASES			INSET BASES				
L"	X	W"	X	H"	Top Finish	Model No.	List Price	Model No.	List Price
60	24	29	Wood	82024/2	2,540	82036/2	2,540		
60	24	29	P-Lam	82024/5	2,040	82036/5	2,040		
66	24	29	Wood	82025/2	2,670	82037/2	2,670		
66	24	29	P-Lam	82025/5	2,130	82037/5	2,130		
72	24	29	Wood	82026/2	2,830	82038/2	2,830		
72	24	29	P-Lam	82026/5	2,200	82038/5	2,200		
78	24	29	Wood	82027/2	2,975	82039/2	2,975		
78	24	29	P-Lam	82027/5	2,290	82039/5	2,290		
84	24	29	Wood	82028/2	3,110	82040/2	3,110		
84	24	29	P-Lam	82028/5	2,390	82040/5	2,390		
90	24	29	Wood	82029/2	3,270	82041/2	3,270		
90	24	29	P-Lam	82029/5	2,475	82041/5	2,475		
60	30	29	Wood	82030/2	2,870	82042/2	2,870		
60	30	29	P-Lam	82030/5	2,235	82042/5	2,235		
66	30	29	Wood	82031/2	3,060	82043/2	3,060		
66	30	29	P-Lam	82031/5	2,340	82043/5	2,340		
72	30	29	Wood	82032/2	3,235	82044/2	3,235		
72	30	29	P-Lam	82032/5	2,430	82044/5	2,430		
78	30	29	Wood	82033/2	3,405	82045/2	3,405		
78	30	29	P-Lam	82033/5	2,540	82045/5	2,540		
84	30	29	Wood	82034/2	3,590	82046/2	3,590		
84	30	29	P-Lam	82034/5	2,645	82046/5	2,645		
90	30	29	Wood	82035/2	3,750	82047/2	3,750		
90	30	29	P-Lam	82035/5	2,700	82047/5	2,700		


PIVOT™ FLIPTOP TABLES

RECTANGLE WITH MODESTY PANEL Design - Nienkämper

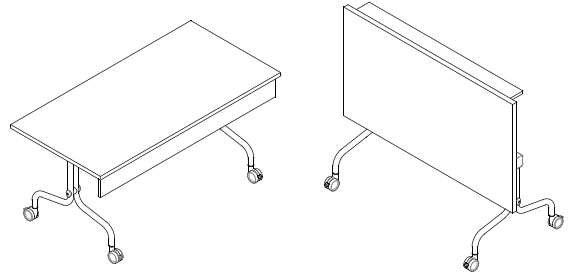


Tables shown on this page are standard with tubular steel legs, locking casters, 5¼" tall fixed modesty panel in matching finish and 1" thick top.

Wood tables have 1/8" solid wood self edge.
P-Lam tables have 1/8" translucent edge.



Self Edge "SE"



1" TOP

					FLUSH BASES		INSET BASES		
L"	X	W"	X	H"	Top Finish	Model No.	List Price	Model No.	List Price
60	24	28.5	Wood		82048/2	2,980	82060/2	2,980	
60	24	28.5	P-Lam		82048/5	2,365	82060/5	2,365	
66	24	28.5	Wood		82049/2	3,165	82061/2	3,165	
66	24	28.5	P-Lam		82049/5	2,485	82061/5	2,485	
72	24	28.5	Wood		82050/2	3,345	82062/2	3,345	
72	24	28.5	P-Lam		82050/5	2,615	82062/5	2,615	
78	24	28.5	Wood		82051/2	3,530	82063/2	3,530	
78	24	28.5	P-Lam		82051/5	2,740	82063/5	2,740	
84	24	28.5	Wood		82052/2	3,725	82064/2	3,725	
84	24	28.5	P-Lam		82052/5	2,855	82064/5	2,855	
90	24	28.5	Wood		82053/2	3,920	82065/2	3,920	
90	24	28.5	P-Lam		82053/5	2,980	82065/5	2,980	
60	30	28.5	Wood		82054/2	3,320	82066/2	3,320	
60	30	28.5	P-Lam		82054/5	2,555	82066/5	2,555	
66	30	28.5	Wood		82055/2	3,525	82067/2	3,525	
66	30	28.5	P-Lam		82055/5	2,700	82067/5	2,700	
72	30	28.5	Wood		82056/2	3,745	82068/2	3,745	
72	30	28.5	P-Lam		82056/5	2,830	82068/5	2,830	
78	30	28.5	Wood		82057/2	3,960	82069/2	3,960	
78	30	28.5	P-Lam		82057/5	2,980	82069/5	2,980	
84	30	28.5	Wood		82058/2	4,190	82070/2	4,190	
84	30	28.5	P-Lam		82058/5	3,125	82070/5	3,125	
90	30	28.5	Wood		82059/2	4,425	82071/2	4,425	
90	30	28.5	P-Lam		82059/5	3,200	82071/5	3,200	

PIVOT™ FLIPTOP TABLES

RECTANGLE WITH MODESTY PANEL Design - Nienkämper



Tables shown on this page are standard with tubular steel legs, locking casters, 5¼" tall fixed modesty panel in matching finish and 1¼" thick top.

Specify edge type; add the two letter code after the model number.



Self Edge (SE)



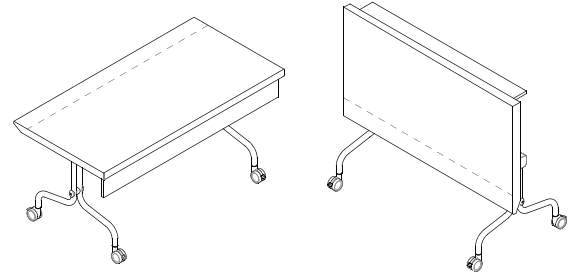
Taper Edge (TE)



Facet Edge (FE)



Flowform Edge (FF)
5% upcharge
laminates not available



1¼" TOP

					FLUSH BASES		INSET BASES		
L"	X	W"	X	H"	Top Finish	Model No.	List Price	Model No.	List Price
60	24	29	Wood	82072/2	2,980	82084/2	2,980		
60	24	29	P-Lam	82072/5	2,365	82084/5	2,365		
66	24	29	Wood	82073/2	3,165	82085/2	3,165		
66	24	29	P-Lam	82073/5	2,485	82085/5	2,485		
72	24	29	Wood	82074/2	3,345	82086/2	3,345		
72	24	29	P-Lam	82074/5	2,615	82086/5	2,615		
78	24	29	Wood	82075/2	3,530	82087/2	3,530		
78	24	29	P-Lam	82075/5	2,740	82087/5	2,740		
84	24	29	Wood	82076/2	3,725	82088/2	3,725		
84	24	29	P-Lam	82076/5	2,855	82088/5	2,855		
90	24	29	Wood	82077/2	3,920	82089/2	3,920		
90	24	29	P-Lam	82077/5	2,980	82089/5	2,980		
60	30	29	Wood	82078/2	3,320	82090/2	3,320		
60	30	29	P-Lam	82078/5	2,555	82090/5	2,555		
66	30	29	Wood	82079/2	3,525	82091/2	3,525		
66	30	29	P-Lam	82079/5	2,700	82091/5	2,700		
72	30	29	Wood	82080/2	3,745	82092/2	3,745		
72	30	29	P-Lam	82080/5	2,830	82092/5	2,830		
78	30	29	Wood	82081/2	3,960	82093/2	3,960		
78	30	29	P-Lam	82081/5	2,980	82093/5	2,980		
84	30	29	Wood	82082/2	4,190	82094/2	4,190		
84	30	29	P-Lam	82082/5	3,125	82094/5	3,125		
90	30	29	Wood	82083/2	4,425	82095/2	4,425		
90	30	29	P-Lam	82083/5	3,200	82095/5	3,200		

TERMS AND CONDITIONS OF SALE

PRICES

All prices are list prices, FOB our Toronto Factory- freight charges are extra. Packing and/ or crating is available, if required, upcharges apply.

Due to existing conditions in regard to cost of labor and materials, we reserve the right to change prices without notice.

TERMS

Net 30 days from date of invoice to accredited buyers. Two per cent (2%) interest charged monthly on overdue accounts. Deposit of 50% is required with order. Terms will be established upon credit evaluation. Due to delays in processing references, first orders may be treated as C.B.D. orders.

ORDER CONFIRMATION

Orders are accepted upon issuance of our order confirmation and are subject to the terms set forth therein; notwithstanding any variance from the terms of the buyer's order form.

Nienkämper is not liable for any delay or failure to deliver caused by labor or transportation difficulties, accidents, acts of God, failure of sources of supply, or other causes beyond our control, and changes will affect the delivery date.

CHANGE OF ORDERS OR CANCELLATIONS

Changes or cancellations are subject to our ability to conform. A charge will be levied against canceled or changed orders based on costs already incurred by Nienkämper. All changes must be in writing and submitted on a revised purchase order. Changes will affect the delivery date.

STORAGE

If goods cannot be accepted when ready, we may transfer them to storage (which is to be deemed as delivery for invoice purposes). The customer accepts risks and will be charged at prevailing rates.

FREIGHT

All prices are list prices, FOB our Toronto Factory- freight charges are extra.

Packing and/or crating are available, if required, upcharges apply.

CLAIMS

All furniture is given to the carrier and signed for in good condition. It is the responsibility of the receiver to sign for the goods in the presence of the carrier and note the condition in which they are received. Freight claims should be filed with the carrier.

WARRANTY

There are no express or implied warranties, conditions and obligations of the manufacturer, whether statutory or otherwise that extend beyond the description on the face hereof. Our furniture is made to the highest standard and is warranted free from defects of material and workmanship for five years from the date of delivery. During the warranty period we will repair or replace such merchandise as shall prove to be defective, during normal usage in accordance with manufacturer's specifications. The manufacturer shall not be liable for defect wholly attributable to normal manufacturing process. Replacement or repair of the Product shall be the sole remedy of the Customer, and the manufacturer shall not be liable for any direct, indirect, incidental, or consequential loss or damage suffered by the Customer by reason of any defect in workmanship or manufacture of the Product or inability to use the Product. Moreover, this warranty does not cover accidental damage, abuse, alteration, ordinary wear and tear of Goods, negligence and misuse nor variations over which we have no control such as heat or humidity or damage to which the Goods are connected that is not attributable to the failure of the goods themselves. This warranty is null and void when the product is installed with hardware other than that supplied and/or when installed differently than recommended in the installation guide. Modification to the product or hardware may result in failure of the product and cause damage and/or injury.

WOOD FINISHES

Nienkämper offers a wide variety of standard light finishes on cherry, mahogany and figured anagre wood veneers, and a clear natural finish on figured anagre, figured sycamore, maple, bird's eye maple and curly maple.

Light finishes do not mask the grain and other characteristics of each wood species. It is important to understand that pieces of the same type of wood will not look identical when a light finish is used. The appearance of the finish will also depend on the natural color of the veneer. Cherry darkens over time as the wood ages. Pin knots and gum pockets are inherent traits.

Wood is a naturally variable raw material; its variances are not within the furniture manufacturer's control and are therefore not considered defects under this warranty.