

nienkämpfer

GATEWAY™

PRICE BOOK



2026

Table of Contents

Gateway™ Collection Finishes	2-10
Gateway™ Collection Elements	11-20
Gateway™ Media Wall Tables	21-48
Media Wall Features and Options	22-24
Media Wall Technical Standards	25-33
Curved Media Wall Table Models	34-37
Straight Media Wall Table Models	38-44
Straight Media Wall with Height Adjustable Table Models	45-48
Gateway™ Wall Mounted Tables	49-62
Gateway™ Edge Wall Mounted Tables	63-71
Gateway™ Tables with Storage Elements	72-87
Media Lift Tables	73-76
Tables with Storage Base	79-82
Freestanding Height Adjustable Media Table	83-87
Gateway™ Conference	88-97
Gateway™ Edge Conference	98-106
Gateway™ Plus Conference	107-135
Gateway™ Privacy Dividers	136
Gateway™ Mobile TV Stand	137
Gateway™ Task Tables	138-142
Gateway™ Edge Task Tables	143-147
Gateway™ Connectivity	148-160
Gateway™ All-In-One Desk Collection	161-169
Gateway™ Accessories	170-174
Gateway™ Lounge	175-182

GATEWAY™ COLLECTION FINISHES – VENEER

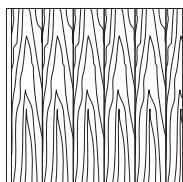
All wood surfaces are protected with a durable polyurethane clear lacquer with UV inhibitor. This finish is known for its exceptional durability, as well as abrasion, chemical, impact and scratch resistance. Standard sheen level is 45 degrees. Optional matte, 5, 10 and 35 degree sheen levels are available on request at no additional cost.

Wood Species	Order Code	Veneer/Stain	Upcharge
Maple	F-01	Natural Maple	No upcharge applies.
	F-02	Natural Curly Maple - Rotary Cut	Add 15%.
	F-03	Natural Bird's Eye Maple - Rotary Cut	Call Customer Service for pricing.
	F-04	Maple Stained Pear	No upcharge applies.
Cherry	F-05	Natural Cherry	No upcharge applies.
	F-06	Standard Cherry	No upcharge applies.
	F-07	Cherry Stained Amber	No upcharge applies.
	F-08	Cherry Stained Auburn	No upcharge applies.
	F-09	Cherry Stained Burgundy	No upcharge applies.
Mahogany	F-10	Light Mahogany	No upcharge applies.
	F-11	Medium Mahogany	No upcharge applies.
	F-12	Dark Mahogany	No upcharge applies.
	F-13	Red Mahogany	No upcharge applies.
Anagre	F-14	Natural Figured Anagre - Qtr. Cut Book-Match	Add 15%.
	F-15	Figured Anagre Stained Amber - Qtr. Cut Book-Match	Add 15%.
Sycamore	F-16	Natural Figured Sycamore - Qtr. Cut Book-Match	Add 15%.
Walnut	F-17	Burnt Walnut	No upcharge applies.
	F-19	Natural Walnut- Flat Cut Book-Match	No upcharge applies.
	F-19FM	Natural Walnut- Flat Cut Book-Match (matte sheen)	No upcharge applies.
	F-27F	Creamy Walnut- Flat Cut Book-Match (10° sheen)	No upcharge applies.
	F-27R	Creamy Walnut - Rift Cut Slip-Match (10° sheen)	Add 5%
	F-28	Tawny Walnut	No upcharge applies.
	F-31FM	Autumn Walnut- Flat Cut Book-Match (matte sheen)	No upcharge applies.
	F-31RM	Autumn Walnut - Rift Cut Slip-Match (matte sheen)	Add 5%
Oak	F-18F	Natural White Oak - Flat Cut Book-Match (10° sheen)	No upcharge applies.
	F-18R	Natural White Oak - Rift Cut Slip-Match (10° sheen)	Add 5%
	F-26	Charcoal Ash On Oak- Flat Cut Book- Match (10° sheen)	No upcharge applies.
	F-29F	Smoky Oak - Flat Cut Book-Match	No upcharge applies.
	F-29R	Smoky Oak - Rift Cut Slip-Match	Add 5%
	F-29FM	Smoky Oak - Flat Cut Book-Match (matte sheen)	No upcharge applies.
	F-29RM	Smoky Oak - Rift Cut Slip-Match (matte sheen)	Add 5%
	F-30FM	Whisper White Oak - Flat Cut Book-Match (matte sheen)	No upcharge applies.
	F-30RM	Whisper White Oak - Rift Cut Slip-Match (matte sheen)	Add 5%
	F-32FM	Cotton White Oak - Flat Cut Book-Match (matte sheen)	No upcharge applies.
F-32RM	Cotton White Oak - Rift Cut Slip-Match (matte sheen)	Add 5%	
Sapele – Ribbon Stripe	F-20	Natural Ribbon Strip Sapele - Qtr. Cut Slip-Match	No upcharge applies.
Moabi (Cherry substitute)	F-21	Natural Moabi - Quarter - Qtr. Cut Book-Match	No upcharge applies.
Cape Coast Walnut	F-22	Dark Cape Coast Walnut - Qtr. Cut Slip-Match	No upcharge applies.
	F-23	Natural Cape Coast Walnut - Qtr. Cut Slip-Match	No upcharge applies.
	F-23	Natural Cape Coast Walnut - Qtr. Cut Slip-Match	No upcharge applies.
Ash	F-25	Slate Gray Ash - Qtr. Cut Slip-Match	No upcharge applies.

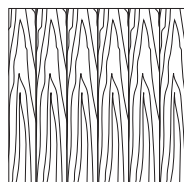
VENEER GRAIN OPTIONS

Nienkämper products utilize the best quality veneers available, and, combined with Nienkämper's patented veneering systems, create work environments of incredible quality and beauty.


All veneer furniture comes standard with flat cut book-match veneer; flat cut slip-match veneer can also be specified. Quarter cut slip-match and quarter cut book-match veneers are available at a 5% upcharge. Figured Anagre and Figured Sycamore veneers are Quarter cut book-matched. Bird's Eye Maple and Curly Maple are rotary cut. Facet Edge, Taper edge, Flowform, Camber and Self edge tops with veneer are manufactured with a solid wood edge. All edges are then veneer wrapped to create a seamless profile top.




Standard V1
Flat Cut Book-Match



Flat Cut Slip-Match V2



Quarter Cut Slip-Match V3
Add 5%



Quarter Cut Book-Match V4
Add 5%

GATEWAY™ COLLECTION FINISHES – PLASTIC LAMINATES

Wood grain plastic laminate surfaces are available on table tops with Facet, Taper and Self edges.

These tops are manufactured with a solid wood edge that is applied prior to the laminate top surface. This method conceals the thickness of the wood edge, while providing the durability required. Wood edges are selected that most closely resemble both the species and the color of the laminate chosen

Nienkämper has pre-selected a number of standard wood grain plastic laminates that represent a cross section of both color and species. Simply include the order code with the model number to make these selections. Alternatively wood grain plastic laminates selected outside of Nienkämper’s standard selection can be made by specifying the manufacturer as well as the description and model number of the laminate at the time of order.

Wood Grain Plastic Laminate Surfaces	Order Code	Manufacturer #	Finish
Hardrock Maple	WL2	Pionite WM791-SD	Textured/Suede
Monticello Maple	WL5	Wilsonart 7925-38	Fine Velvet Texture
Fusion Maple	WL13	Wilsonart 7909-60	Matte
New Age Oak	WL14	Wilsonart 7938-38	Fine Velvet Texture
Wild Cherry	WL18	Wilsonart 7054-60	Matte
River Cherry	WL19	Wilsonart 7937-38	Fine Velvet Texture
Montana Walnut	WL20	Wilsonart 7110T-78	Fine Grain
Skyline Walnut	WL26	Wilsonart 7964K-12	Soft Grain
Continental Walnut	WL-29	Wilsonart 8232K-05	Timbergrain
Neo Walnut	WL-30	Wilsonart 7991-38	Fine Velvet Texture
Walnut Heights	WL-31	Wilsonart 7965K-12	Soft Grain
Grayed Oak	WL-32	Formica 5791-PG	Pure Grain Texture
Millennium Oak	WL-33	Formica 5887-58	Matte
Aged Ash	WL-34	Formica 8844-WR	Woodbrush
Lowell Ash	WL-35	Wilsonart 7994-38	Fine Velvet Texture
Natural Ash	WL-36	Formica 8843-WR	Woodbrush
Norwegian Ash	WL-37	Wilsonart 8241-38	Fine Velvet Texture
Weathered Ash	WL-38	Formica 8842-WR	Woodbrush
Smoky Brown Pear	WL-39	Formica 5488-26	Oiled Wood
Studio Teak	WL-40	Wilsonart 7960K-18	Linearity
Fawn Cypress	WL-41	Wilsonart 8208K-16	Casual Rustic
Landmark Wood	WL-42	Wilsonart 7981K-12	Soft Grain
Natural Cerise	WL-43	Formica 8863-58	Matte
Natural Recon	WL-44	Wilsonart 7996-38	Fine Velvet Texture
Pecan Woodline	WL-45	Formica 5883-58	Matte

To specify the wood grain laminate required simply add the Order Code WL_ to the model number of the product.

Samples and specific technical data is available from your local sales representative or by contacting Nienkämper’s Customer Service department at **800.668.9318**.

GATEWAY™ COLLECTION FINISHES – PLASTIC LAMINATES

COLORED P-LAM

Nienkämper has a number of solid color laminates to choose from, simply include the order code with the model number to make these selections. Alternatively plastic laminates selected outside of Nienkämper's standard selection can be made by specifying the manufacturer as well as the description and model number of the laminate at the time of order. Contact customer service for pricing.

Colored Plastic Laminates Surface	Order Code	Manufacturer #	Finish
Gray (Nienkämper - Light Gray/Putty)	CL-01	Wilsonart 1500-60	Matte
Plantinum Gray (Nienkämper - Medium Grey/Clay)	CL-02	Nevamar S6023T	Textured
Slate Grey (Nienkämper - Dark Grey)	CL-03	Wilsonart D91-60	Matte
Black	CL-04	Wilsonart 1595-60	Matte
Angel White	CL-05	Pionite SW-826SD	Textured/Suede
Frosty White	CL-06	Wilsonart 1573-60	Matte
White (for writable surface)	CL-07	Formica 949-90	Gloss

The unique composition offers extraordinary features coupled with a unique user experience. These include an ultra matte surface (eliminating glare), an ultra sofa feel, an anti-fingerprint surface, thermal healing of micro-scratches, increased durability as well as anti-bacterial and mold-resistant properties.

Edgeband matching all Fingerprint Resistant Plastic Laminate colors is only available when specifying a Taper edge. For Self edge tops 1" and 1 1/4" thick, matching edgeband are only available in Black (RL-01) and White (RL-03). When a matching edgeband is not available, the specified surface laminate is used on the edge. **Contact Customer Service for more details 800.668-9318.**

There is a 20% upcharge on our standard plastic laminate table pricing for Fingerprint Resistant Plastic Laminate.

Colored "Fingerprint Resistant" Plastic Laminate Surface	Order Code	Finish
Black	RL-01	Matte
Gray	RL-02	Matte
White	RL-03	Matte
Sand	RL-04	Matte
Brown	RL-05	Matte
Clay	RL-06	Matte
Beige	RL-07	Matte
Ash	RL-08	Matte
Smoke	RL-09	Matte

Edgeband to Match with Colored "Fingerprint Resistant" Plastic Laminate	Thickness	Order Code
Black	3/4", 1", 1-1/4"	RE-01
Gray	3/4"	RE-02
White	3/4", 1", 1-1/4"	RE-03
Sand	3/4"	RE-04
Brown	3/4"	RE-05
Clay	3/4"	RE-06
Beige	3/4"	RE-07
Ash	3/4"	RE-08
Smoke	3/4"	RE-09

GATEWAY™ COLLECTION FINISHES – PLASTIC LAMINATES

COLORED P-LAM

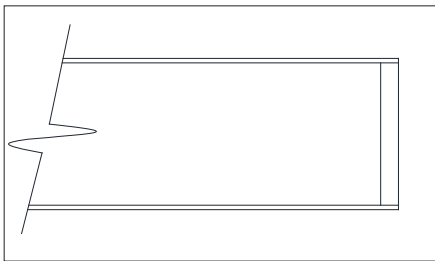
Both Taper and Self edge profiles are available with a colored laminate top.

Laminate edging on Taper tops. Edging will match the top surface and is applied before the surface laminate. By applying the laminate in this way, the seam is positioned horizontally, which makes it much less conspicuous and more durable.

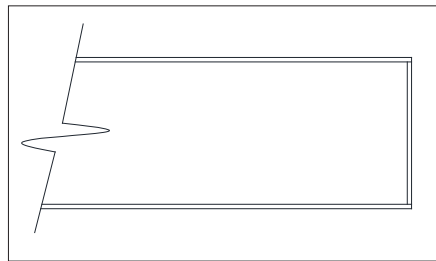
Wood edging on Self and Taper Edge tops are applied before the laminate. By applying the wood edge in this way, the wood edge thickness is concealed, while providing the durability required. Wood species and finishes for edging can be selected from page 8.

For laminates specified outside of Nienkämper’s standard selection, specify the manufacturer as well as the description and model number of the laminate selected at the time of order. For Facet edge tops, the laminate must be a post-forming grade.

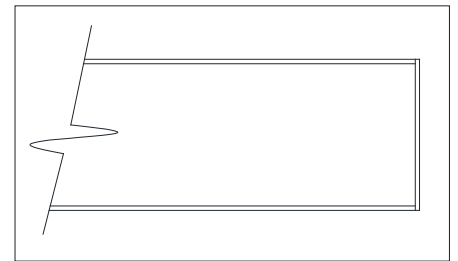
Translucent edging on Self and Taper edge tops is applied after the surface laminate. The translucent edge is very durable. Clear translucent edge provides a good match with most white-colored laminates, while a silver translucent edge provides a metallic look and contrast to colored plastic laminates.



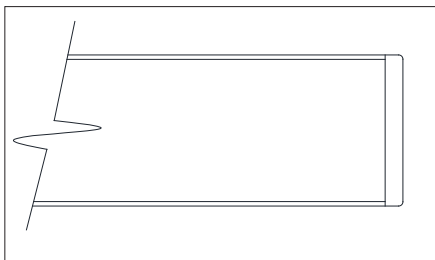
Wood Edge Detail



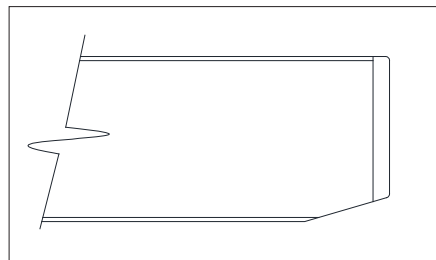
Laminate Edge Detail



Edge Band Detail



Translucent Edge Detail



1 1/4" Thick Self Edge with Translucent Edge Detail

Powder Coat Paint Finish

Powder coat paint is a premium finish used for its exceptional durability and refined appearance. Applied as a dry powder and cured under heat, it forms a tough, uniform surface that resists chipping, scratching, and fading—ideal for commercial environments. Nienkämper offers a curated palette of 18 color variations to suit any project.



PC-01 Nienkämper Silver



PC-02 Champagne



PC-03 Light Bronze




PC-04 Standard (Dark) Bronze



PC-05 Metallic Silver




PC-06 Black Jack



PC-07 Warm White



PC-09 Red




PC-12 Cool White



PC-14 Pure Orange




PC-16 Lime



PC-17 Sky Blue




PC-18 Cobalt Blue



PC-22 Charcoal Gray (Matte)




PC-24 Matte Red Clay




PC-25 Cream



PC-26 Mulberry (Matte)



PC-27 Forest Green (Matte)

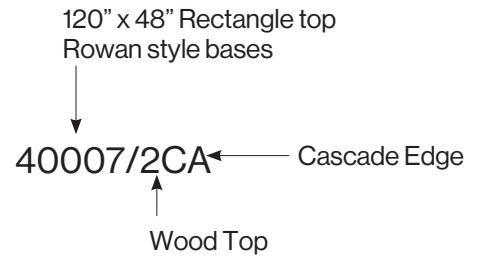


PC-28 Mustard (Matte)

EDGE DETAILS - CONFERENCE TABLES

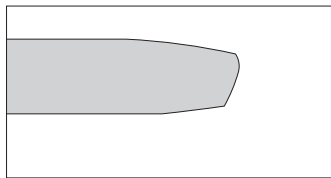
Conference tables with tops that are 1¼" thick offer eight edge profiles to choose from. To specify an edge profile, add the corresponding code after the table model number:

- Facet Edge: add "FC"
- Taper Edge: add "TE"
- Flowform Edge: add "FF"
- Reverse Bevel Edge: add "RB"
- Camber Edge: add "CE"
- Self Edge: add "SE"
- Self Edge with Exposed Plywood: add "SE-P"
- Cascade Edge: add "CA"

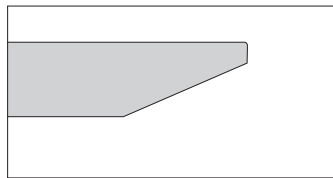


- Flowform edge, Camber edge, Cascade edge, and Exposed Plywood Self edge require a 5% upcharge.
- Flowform, Camber, and Cascade edges are veneer-wrapped and are not available with plastic laminate.
- Rectangle, Boat, and Vista tops specified with a Flowform, Camber or Cascade edge have the profile on the two long sides only, with Self edges on the two ends.
- The Cascade edge is not compatible with table shapes that have "Soft" Radius corners, Super Ellipse or Racetrack shapes.
- Facet edge is not compatible with table shapes that have radius "Soft" Radius corners.
- Camber edge requires a minimum 8" radius corner for "Soft" Rectangle, Boat, Square, and Vista top shapes.

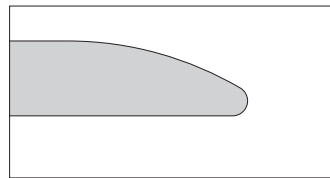
EXAMPLE



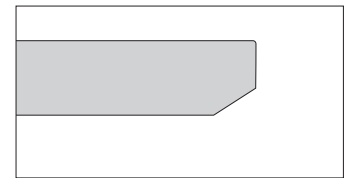
Facet Edge "FC"



Taper Edge "TE"




Flowform Edge "FF"



Reverse Bevel Edge "RB"



Facet Edge - specify "FC"



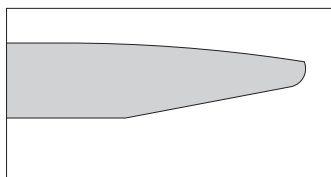
Taper Edge - specify "TE"



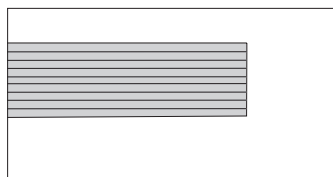
Flowform Edge - specify "FF"



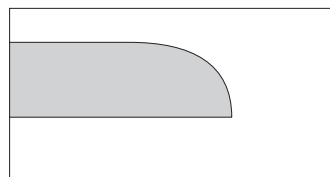
Reverse Bevel Edge - specify "RB"




Camber Edge "CE"




Self Edge "SE" / Self Edge with Exposed Plywood Core "SE-P"



Cascade Edge "CA"



Camber Edge - specify "CE"



Self "SE" / Self with Exposed Plywood Core "SE-P"



Cascade Edge - specify "CA"

UPHOLSTERY DETAILS

CUSTOMER'S OWN MATERIALS (COM):

Nienkämper reserves the right to determine the suitability of a particular COM on our furniture. If we determine, in our judgment, that the COM is inappropriate for use on a particular product we will notify the customer. If you have any questions on the appropriateness of your COM please submit a sample to Customer Service prior to your order.

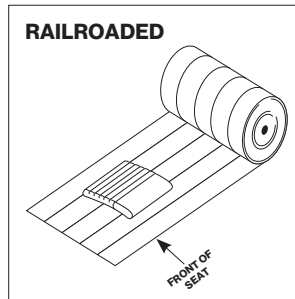
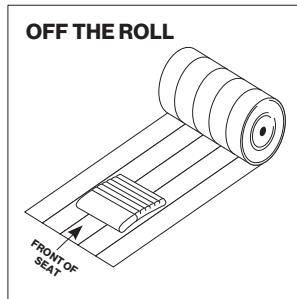
KNOLLTEXTILES:

All Nienkämper seating available in fabric includes pricing for four grades of fabric, see the KnollTextiles grade columns throughout this book. All fabric orders should be made when ordering the furniture. For KnollTextiles samples contact the KnollTextiles Customer Service department at 1.866.565.5858.

All yardage requirements are noted for each model number and option, refer to the pricing charts in this book. All yardage requirements shown in our price list are based on 54" plain material. Fabrics which have a repeat that must be matched, or are less than 54" wide, will require more yardage. Check with Customer Service before ordering. There may be yardage savings for quantity orders of the same model. Check with Customer Service before ordering. ALL COM WILL BE CUT AND APPLIED AT OUR DISCRETION UNLESS SPECIAL CUTTING INSTRUCTIONS ARE INCLUDED IN WRITING WITH THE ORDER. FABRIC PATTERNS SHOULD BE IDENTIFIED AS APPLIED VERTICALLY OR HORIZONTALLY ON A FRAME. WE CANNOT BE HELD RESPONSIBLE FOR RECEIPT OF DEFECTIVE FABRIC AS WE APPLY ALL COM AS FIRST QUALITY GOODS.

Fabric	Plain	2" - 14"	15" - 24"	25" - 27"	28" - 36"
Width	Fabric	Repeat	Repeat	Repeat	Repeat
54"	0%	10%	15%	20%	25%
50"	10%	20%	25%	30%	35%
48"	15%	25%	30%	35%	40%
45"	40%	50%	55%	60%	65%
36"	50%	60%	65%	70%	75%

We cannot be held responsible if yardage supplied is insufficient to complete an order.



CUSTOMER'S OWN LEATHER:

All furniture listed in this price list that is available with leather has pricing in COL, refer to the COL column throughout this book. Leather is applied to avoid scars, however, some markings are inherent in this natural material. Square footage requirements are based on cow hides measuring 50 sq.ft. per hide. Consult Nienkämper's Customer Service Department for square footage requirements before ordering when using hides that do not meet these requirements. Application instructions must accompany all COL orders. In the absence of these instructions Nienkämper will determine the best method of upholstery.

SHIPPING YOUR MATERIALS:

For Canada
Customer supplied material must be sent prepaid to:

Nienkämper International, Inc.
257 Finchdene Square
Toronto, Ontario
Canada M1X 1B9

From all locations outside of Canada
Customer supplied material must be sent prepaid to:

Willson International Limited
c/o Nienkämper
257 Finchdene Square
Toronto, Ontario
Canada M1X 1B9

All packages must include a copy of a commercial invoice showing the exact yardage, value and fibre content of the fabric and must indicate our order confirmation number, or customer's purchase order number, and the furniture for which it is intended.

GATEWAY™ COLLECTION - UPHOLSTERY DETAILS

An index of Knoll Textiles follows. Contact Knoll Textiles customer service at 800.237.1625 for an updated listing. For fabric not graded in, please contact customer service for pricing.

ALPHABETICAL INDEX:

Category 1	
Fabric Name	Pattern #
Attire	466933
Boundary*	466735
Brigadoon*	466914
Chameleon*	466929
Commuter Cloth	466879
Contour*	466950
Cozy Cord*	466938
Crossroad	466672
Delite	466730
Diva	466722
Dottie	466799
Facet*	466804
Ferry	466850
Hourglass	466846
Infinite	466734
Instinct	466921
Journey	466866
Keaton	466851
Knoll Hopsack	466729
Little Devil	466916
Oh La La	466671
Olympia	466808
Plaid On*	466947
Prairie*	466762
Puff	466726
Shadow Play*	466759
Sonnet	466909
Summit	466694
Tinge*	466721
Topos*	466800
Utopia*	466867
Vast*	466945
Venue	466756
Vibe II*	466718
Westwood*	466757
Wild Thing*	466779
Winnow*	466960

Category 2	
Fabric Name	Pattern #
Atlas*	466702
Aurora, 1985	466954
Buzz	466719
Caliper*	466804
Circle Point*	466942
Cleo	466910
Code	466736
Color Field*	466712
Currents*	466951
Dactyl*	466673
Day Tripper	466913
Durand*	466895
Entwine	466937
Flower Power	466946
Greenwich*	466878
Homage*	466943
Hummingbird	466956
Island*	466765
Kiln*	466965
Knoll Felt	466830
Off the Grid	466725
Palisade*	466763
Pathway*	466941
Pico	466968
Placid*	466949
Premier*	466920
Prestini*	466953
Pullman	466917
Rebel	466922
Retreat*	466944
Seurat	466811
Smart*	466853
Tempest	466724
Utmost II	466931
Vice Versa*	466925
Whip*	466842
Woodland II*	466723
Wow Factor	466720

Category 3	
Fabric Name	Pattern #
Aegean	466769
Alter Ego	466792
Arrondissement	466711
Biscayne	466890
Cameo	466674
Circa	466753
Classic Boucle	466777
Color Collage	466716
Eclat Weave	466773
Fancy Twill	466717
Imprint	466923
In Stitches	466908
It's Complicated*	466771
Looped In	466948
Mococco, 1966	466967
Modern Tweed	466795
Nature Walk*	466770
Rivers	466806
Sherman	466841
Texnet*	466760
Vert	466955

Category 4	
Fabric Name	Pattern #
Altiplano	466974
Amore	466905
Arezzo	466776
Atelier	466882
Catwalk	466907
Chiseled	466919
Dapper	466803
Firefly	466901
Florescence	466924
In Step	466928
Rivington	466939
Stretch Appeal	466871
Striae Stripe	466930
Stripe It*	466683
Tara	466926
Ultrasuede	466793
Utrillo	466945

Not Graded In	
Fabric Name	Pattern #
Byron	466710
Cato	466862
Chic	466934
Cummings	466709
Digi Velvet	466816
Doily	466807
Dynamic	466845
Guise	466727
Ita	466693
Knoll Velvet	466780
Limani	466906
Lowell	466707
North Island	466704
Sandis	466915

NOTE: Fabric with "*" is Bleach Cleanable with diluted household bleach.

GATEWAY™ COLLECTION - UPHOLSTERY DETAILS

An index of KnollTextiles follows. Contact KnollTextiles customer service at 800.237.1625 for an updated listing. For fabric not graded in, please contact customer service for pricing.

NUMARICAL INDEX:

Category 1	
Fabric Name	Pattern #
Oh La La	466671
Crossroad	466672
Summit	466694
Vibe II*	466718
Tinge*	466721
Diva	466722
Puff	466726
Knoll Hopsack	466729
Delite	466730
Infinite	466734
Boundary*	466735
Venue	466756
Westwood*	466757
Shadow Play*	466759
Prairie*	466762
Wild Thing*	466779
Dottie	466799
Topos*	466800
Facet*	466804
Olympia	466808
Hourglass	466846
Ferry	466850
Keaton	466851
Journey	466866
Utopia*	466867
Commuter Cloth	466879
Sonnet	466909
Brigadoon*	466914
Little Devil	466916
Instinct	466921
Chameleon*	466929
Attire	466933
Cozy Cord*	466938
Vast*	466945
Plaid On*	466947
Contour*	466950
Winnow*	466960

Category 2	
Fabric Name	Pattern #
Dactyl*	466673
Atlas*	466702
Color Field*	466712
Buzz	466719
Wow Factor	466720
Woodland II*	466723
Tempest	466724
Off the Grid	466725
Code	466736
Palisade*	466763
Island*	466765
Caliper*	466804
Seurat	466811
Knoll Felt	466830
Whip*	466842
Smart*	466853
Greenwich*	466878
Durand*	466895
Cleo	466910
Day Tripper	466913
Pullman	466917
Premier*	466920
Rebel	466922
Vice Versa*	466925
Utmost II	466931
Entwine	466937
Pathway*	466941
Circle Point*	466942
Homage*	466943
Retreat*	466944
Flower Power	466946
Placid*	466949
Currents*	466951
Prestini*	466953
Aurora, 1985	466954
Hummingbird	466956
Kiln*	466965
Pico	466968


Category 3	
Fabric Name	Pattern #
Cameo	466674
Arrondissement	466711
Color Collage	466716
Fancy Twill	466717
Circa	466753
Texnet*	466760
Aegean	466769
Nature Walk*	466770
It's Complicated*	466771
Eclat Weave	466773
Classic Boucle	466777
Alter Ego	466792
Modern Tweed	466795
Rivers	466806
Sherman	466841
Biscayne	466890
In Stitches	466908
Imprint	466923
Looped In	466948
Vert	466955
Mococco, 1966	466967

Category 4	
Fabric Name	Pattern #
Stripe It*	466683
Arezzo	466776
Ultrasuede	466793
Dapper	466803
Stretch Appeal	466871
Atelier	466882
Firefly	466901
Amore	466905
Catwalk	466907
Chiseled	466919
Florescence	466924
Tara	466926
In Step	466928
Striae Stripe	466930
Rivington	466939
Utrillo	466945
Altiplano	466974

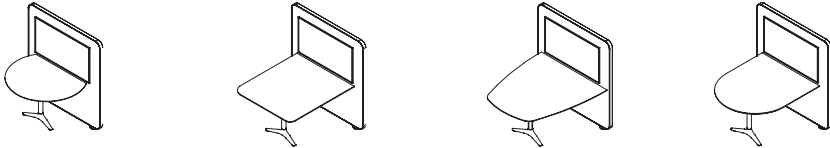
Not Graded In	
Fabric Name	Pattern #
Ita	466693
North Island	466704
Lowell LUXE	466707
Cummings	466709
Byron	466710
Guisse	466727
Knoll Velvet	466780
Doily	466807
Digi Velvet	466816
Dynamic	466845
Cato	466862
Limani	466906
Sandis	466915
Chic	466934

NOTE: Fabric with "*" is Bleach Cleanable with diluted household bleach.

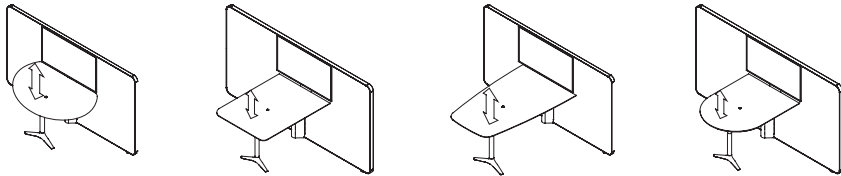
Curved Media Wall Tables



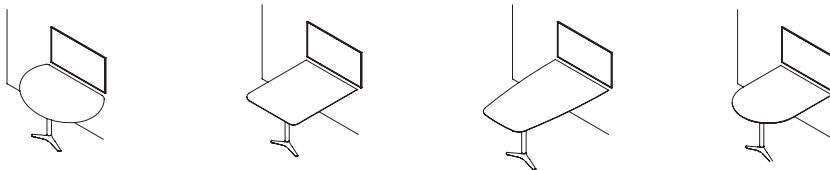
Straight Media Wall Tables



Straight Media Wall with Height Adjustable Tables



Wall Mounted Tables



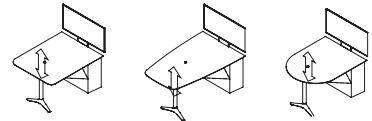
Media Lift Tables



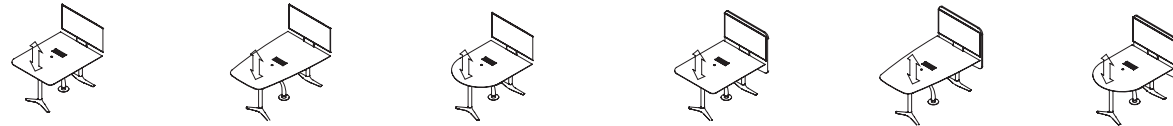
Media Lift Tables with Storage Base



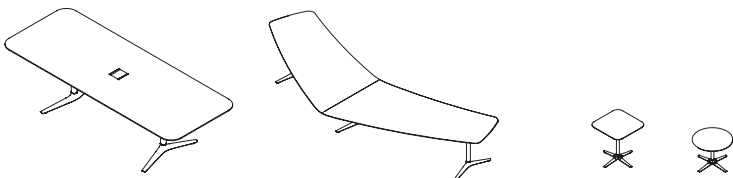
Height Adjustable Media Lift Tables with Storage Base



Free Standing Height Adjustable Media Table



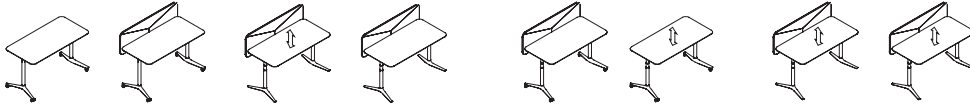
Conference and Stand Alone Tables



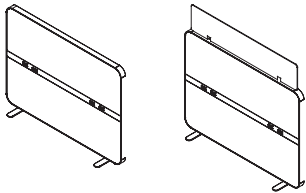
Mobile TV Stand



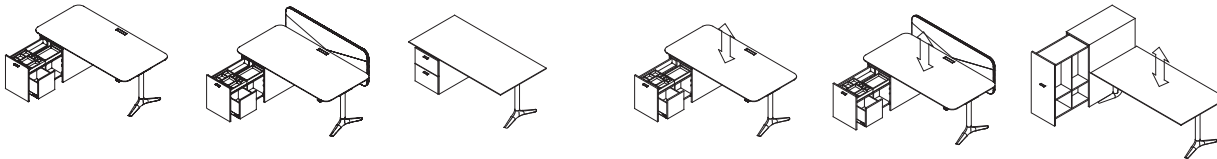
Task Tables



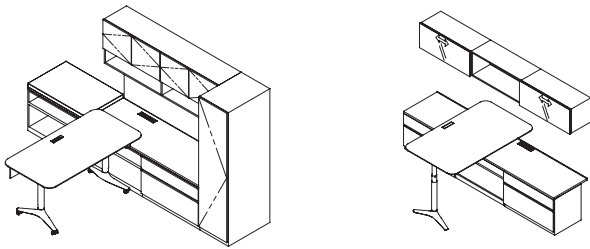
Privacy Divider Panels



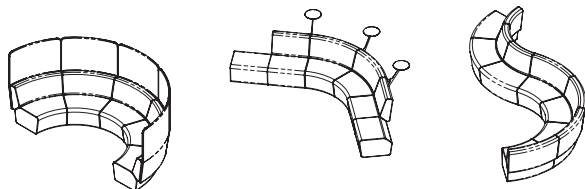
All-In-One



Office



Lounge



The Gateway™ Collection is comprised of 10 major elements that work in conjunction to provide smart solutions to multimedia presentation, video conference and traditional office requirements.

ELEMENTS:

Gateway™ Media Wall Tables:

- Media Wall Tables are an excellent solution for areas that require highly interactive meeting capabilities.
- Media Wall Tables feature Round, Vista, Rectangle with soft corners & D end top with a media ready screen and stylish fixed or height adjustable base.
- Gateway Height Adjustable Media Wall Table provides an adaptive platform when a sit / stand solution is required.
- Height Adjustable Media Wall Tables are infinitely adjustable and come standard with a detachable cover to hide floor connections.
- Curved & straight media screens are available with all top shapes.
- Height adjustable tables are only available with straight Media Walls.
- Table and screen sizes available for selection:

Shape	Fixed Table Height	Adjustable Table Height	Curved & Straight Screen Height (For Fixed Height Tables)	Straight Screen Height (For Adjustable Height Tables)	Curved Screen Width	Straight Screen Width
Round	22", 29" & 38"	N/A	56", 63" & 72"	63" & 72"	48" & 58"	42" 48" 54" 60" 66" 72" 84" 96"
Vista	22", 29" & 38"	27" TO 42"	56", 63" & 72"	63" & 72"	48", 58"	42" 48" 54" 60" 66" 72" 84" 96"
Rectangle with soft corners	29" & 38"	27" TO 42"	63" & 72"	63" & 72"	48", 58"	42" 48" 54" 60" 66" 72" 84" 96"
D End	29" & 38"	27" TO 42"	63" & 72"	63" & 72"	48", 58"	42" 48" 54" 60" 66" 72" 84" 96"

- Tables can be specified with a variety of power/data/video/audio solutions for singular and group requirements, see Pages 145-157 for details.
- Wiring runs through fixed height base, grommets and screen.



Curved Media Wall



Straight Media Wall



Height Adjustable Media Wall

Gateway™ Wall Mounted Tables:

- Gateway™ Wall Mounted Tables offer a simple collaborative conferencing solution to meet with our technology driven world.
- Wall Mounted Tables feature Round, Vista, Rectangle with soft corners & D end top with a stylish base.
- Table sizes available for selection:

Shape	Table Length	Table Depth*	Table Height
Round	36", 42", 48", 54", 60" dia	36", 42", 48", 54", 60"	22", 29" & 38"
Vista	60", 72", 84", 96"	42" 48", 54" 60"	22", 29" & 38"
Rectangle with soft corners	60", 72", 84", 96"	42" 48", 54", 60"	29" & 38"
D End	60", 72", 84", 96"	42" 48", 54", 60"	29" & 38"

***Note: Table depth refers to the depth at wall mounted side.

- By adding a storage base (3 types available, see Page 78) or footrail (3 options available, see Page 49) to the wall mounted table, it increase the functionality of the table to fulfill your needs.
- Wall Mounted Tables can be specified with a variety of power/data/video/audio solutions for singular and group requirement. (see pages 145-157)
- Wiring runs through Gateway™ fixed height base and/or storage base to floor or wall mounted outlets.
- Cable conduit or wire management pan is also available for cable management, see Pages 52-53 for details.



Gateway™ Media Lift Tables:

- Media Lift Table combines sophistication and function to create additional space, protect your TV from damage or to hide it away from sight.
- Media Lift Tables feature vista, rectangle with soft corners and D end top with a single Gateway™ base and a storage base for TV.
- Table sizes available for selection:

TV Size	Shape	Table Length	Table Depth	Table Height
Max 43"	Vista or Rectangle with soft corners or D End	60", 72", 84", 96"	60"	29"
Max 55"	Vista or Rectangle with soft corners or D End	60", 72", 84", 96"	60"	38"

- Like the Media Wall Tables, Media Lift Tables can be specified with a variety of power/data/video/audio solutions for singular and group requirement.
- Wiring runs through Gateway™ fixed height base and/or storage base to floor or wall mounted outlets.
- Cables exit the case via openings in the bottom. Contact Customer Service if you require a specific wire exit location.
- Door locks are standard



Gateway™ Storage Base Tables:

- A Storage Base Cabinet can be added to any Gateway Table with flat end (see wall mounted tables for reference).
- A variety of door layouts are available: hinged door under table, hinged door on end and hinged doors at back.
- Table sizes available for selection:

Table Depth (at wall side)	Case Dimension For 29" h Table	Case Dimension For 38" h Table	Case Dimension For H-Adj Table
42"	36" x 12" x 27 3/4"	36" x 12" x 36 3/4"	36" x 12" x 22 7/8"
48"	42" x 12" x 27 3/4"	42" x 12" x 36 3/4"	42" x 12" x 22 7/8"
54"	48" x 12" x 27 3/4"	48" x 12" x 36 3/4"	48" x 12" x 22 7/8"
60"	54" x 12" x 27 3/4"	54" x 12" x 36 3/4"	54" x 12" x 22 7/8"

- Tables can be specified with a variety of power/data/video/audio solutions for singular and group requirement.
- Wiring runs through Gateway™ fixed height base and/or storage base to floor or wall mounted outlets.
- Cables exit the case via openings in the bottom.
- Contact Customer Service if you require a specific wire exit location.
- Door locks are optional.



Storage Case with Hinged Doors Under Table



Storage Case with Hinged Door on End



Storage Case with Hinged Doors at Back

Gateway™ Free Standing Height Adjustable Media Tables:

- Height Adjustable Media tables offer flexibility with its sit / stand height capability.
- Tables feature Round, Vista, Rectangle with soft corners & D end top with electric Gateway™ height adjustable bases.
- An optional upholstered panel with silver anodized trim is available to hide the back of the TV.
- Built in storage available through the addition of a hinged door storage case
- Table sizes available for selection:

Table Shape	Table Length	Table Depth	Table Height
Vista	60", 72", 84", 96"	42", 48", 54", 60"	27" - 54"
Rectangle w/ Soft Corners	60", 72", 84", 96"	42", 48", 54", 60"	27" - 54"
D-End	60", 72", 84", 96"	42", 48", 54", 60"	27" - 54"

- Tables can be specified with a variety of power /data/video/audio solutions for singular and group requirement.
- This table includes an under surface 4 port power unit with coiled, expandable power cable.
- Cables exit the case via openings in the bottom. Contact Customer Service if you require a specific wire exit location.
- A fixed bracket is standard for mounting TV monitors to the end of the table.
- For installations with large amounts of cable an additional Cable Conduit can be purchased.
- Door locks are optional for storage case.



Table with Upholstered Panel



Storage Case with Height Adj Table and Optional TV Bracket

Gateway™ Conference and Stand-Alone Tables:

- Gateway™ Conference and Stand Alone Tables are an excellent solution for boardrooms and lounges alike.
- Gateway™ conference table tops are available with a wide variety of top shapes, sizes and edges to meet your needs.
- Tops are available in all standard veneer and plastic laminate finishes.
- Interlayer glass top is also available upon request, please contact customer service for details.
- Gateway™ bases are available in mirror polished and all standard Nienkämper powder coat finishes.
- Tables can be specified with a variety of power /data/video/audio solutions for singular and group requirement.
- Wiring runs concealed through base and grommets. For large capacity of cable management, cable conduit is necessary.



Gateway™ Height Adjustable Tables:

- Gateway Height Adjustable Task tables can easily be adapted for open plan working environments, touchdown spaces, meeting tables and break out areas.
- Gateway Task includes multiple table options that also integrates flexible power and data. Table tops are available in wood veneer or laminate. An optional 24”H acoustic divider panel provides sound dampening and privacy in an open environment. An optional rechargeable battery discreetly mounts to the underside of the table making re-configuration simple with no cords to manage. Available on glides or low profile locking casters.
- Table sizes available for selection:

Shape	Table Length	Table Depth	Table Height
Rectangle	60”, 66”, 72”, 78”, 84” 90”	24”, 30”, 36”	27”-54”
Rectangle with soft corners	60”, 66”, 72”, 78”, 84” 90”	24”, 30”, 36”	27”-54”

- Tables can be specified with a variety of power /data/video/audio solutions.
- Tables are equipped with corded power as standard with the rechargeable battery being an add on option.
- Multiple control switches are offered: recessed, paddle and blue tooth paddle.
- For installations with large amounts of cable an additional Cable Conduit can be purchased.



Gateway™ Divider:

- The Gateway Divider is a piece of support furniture related to the Gateway Height Adjustable Table collection. It is a centralized, freestanding piece of furniture that can be used as a partition and recharging station for battery operated tables and a home base for corded tables. The divider plugs to building power and can be daisy chained with other dividers.
- Divider sizes available for selection:

Divider Length	Divider Width	Divider Height	Divider Height with Glass Panel
48”, 60”, 72”, 84”	3”	52”	66”

- Divider panels are available upholstered in Nienkämper standard fabrics or COM when tackable surface is desired. Whiteboard p-lam, colored p-lam or veneer options available when tack is not required.
- An optional glass, acrylic, p-lam or veneer privacy panel is available for the top of the divider.
- Dividers come standard with 3 circuit / 5 wire modular power system including 2 sided duplexes. Duplex quantities vary depending on the length of panel specified.
- Dividers can be daisy chained together to achieve long runs.
- Contact customer service for power system specifics.



Gateway™ All-In-One Desks:

- Gateway™ All-In-One is a natural addition to the ever-expanding and versatile Gateway collection giving enormous scope for the widest range of height-adjustable workstations.
- All-In-One tops are 1" thick and are offered in various lengths and widths.
- 2" taper edge and soft 4" radius corners are standard but self edge and 90 degree corner is available.
- Tops are available in all standard veneer and plastic laminate finishes.
- Electric Gateway™ height adjustable bases are standard but fixed height bases are also available.
- Storage cases with deep drawer are offered in 2 depths and can be specified with a variety of configuration options.

Shape	Table Length	Table Depth	Adjustable Table Height	Fixed Table Height
Rectangle	60", 66", 72", 78", 84" 90"	24", 30", 36"	27"-54"	29"
Rectangle with soft corners	60", 66", 72", 78", 84" 90"	24", 30", 36"	27"-54"	29"

- Desks with depths of 24" and 30" receive an 18" x 22 3/4" x 22 7/8" deep drawer case while 36" deep desks have a case depth of 18" x 31 1/2" x 22 7/8".
- Tables can be specified with a variety of power/data/video/audio solutions.
- 2 options are available for modesty panels: 24"H upholstered panel with anodized trim and 8"H panel with veneer or p-lam.
- A variety of add on options include: wireless phone charger, veneered open storage tray for drawer and an internal (drawer within drawer) file drawer.



Gateway™ Office:

- Gateway™ Office is the collection’s solution for offices of all kinds. Whether in the private corner office or in the vibrant open space environment Gateway Office has it covered.
- Mix and match element to achieve a completely unique office layout.
- Elements include: fixed and adjustable height desks, a wide variety of pedestal storage, over head storage, project open storage shelves, return tops, tackable panels and closets.
- Concealed under mount lighting is also available.
- Integrated pull is standard.
- Element sizes available for selection.

Elements	Length	Width	Height
Fixed Desk	60", 66", 72", 78", 84" 90"	24", 30", 36"	29"
Height Adjustable Desk	60", 66", 72", 78", 84" 90"	24", 30", 36"	27"-54"
Fixed Desk Height Pedestals	20"	15", 18", 30", 36"	27 9/16"
Adjustable Desk Height Pedestals	20"	15", 18", 30", 36"	22 7/8"
Closets	26 1/4", 29 5/8"	15", 18", *30", *36"	73", 85 1/4"
Overheads	15"	36", 54"	15", 27"
Tack Panels	1" (thick)	30", 36", 60", 72"	38"
Return Tops	24", 27"	60", 66", 72", 78", 84", 90", 96", 102", 108", 114", 120"	1"

***Note: Closets with widths greater than 18" have double doors.

- Desks and Return Tops can be specified with a variety of power/data/audio solutions.
- Wireless phone charger can be specified in desk or return top.
- Push button light switch is standard but wireless remote also available as an upgrade.
- Desks are standard on levelers but casters are also offered.
- 2 options are available for modesty panels: 24"H upholstered panel with anodized trim and 8"H panel with veneer or p-lam.
- Grommets can also be specified for Desk Top and Return Top.
- Desks with depths of 24" and 30" receive an 18" x 22 3/4" x 22 7/8" deep drawer case while 36" deep desks have a case depth of 18" x 31 1/2" x 22 7/8".
- Tables can be specified with a variety of power/data/video/audio solutions.
- Optional 24"H upholstered privacy panels allows privacy in open environment.
- A variety of add on options include: wireless phone charger, veneered open storage tray for drawer and an internal (drawer within drawer) file drawer



Gateway™ Upholstered Lounge Elements:

- Gateway™ upholstered lounge elements enable comfortable collaboration.
- Gateway™ upholstered lounge elements include linear, curved, straight and corner modular components which enable the customer to create their own solution.
- Element styles are bench, sofa and sofa with integrated privacy screen.
- Integrated tables are available in 2 styles and mount directly to sofa elements at element seams. Wave to compliment sofa and bench element or round.
- Fabric, vinyl and leather upholstery is available for seating elements.
- Privacy screens can be contrasting or matching upholstery finish with the sofa and bench.



nienkämpfer

GATEWAY™ MEDIA WALL TABLES



2026

GATEWAY™ CURVED MEDIA WALL

FEATURES & OPTIONS

Design - busk + hertzog

Media Screen Options:

Type:

- Curved

Dimensions:

- 2 widths: 48", 58"
- 48" wide screen accommodates a maximum monitor size of 46"
- 58" wide screen accommodates a maximum monitor size of 60"
- 3 heights: 56" (for round top only), 63", 72"

Panel Finishes:

- All media screens are available in KnollTextiles fabrics.
- COM is also acceptable in most cases.
- Panels are not removable.

Trim:

- Polished aluminum trim is standard; however, 5 anodized finishes (clear, champagne, light bronze, bronze and black) are available.

Accessories:

- Curved media screens arrive on site with integrated brackets (Monitor adapter) for customers to mount their desired TV mounting bracket.
- Flat screen monitors and mounts are not included. For additional information on TV mounting, see page 29.
- Cables are concealed inside the screen and exit out through either the foot of the standard fixed base or at the bottom back of the screen as an optional choice.
- A large wire capacity post which increases cable management is available as an option. Please see page 25.
- Cable conduit can also be added if extra large capacity wire management is required.
- Large diameter polished leveler feet are standard.

Top Shape:

- Standard top shapes are Vista, Round, Rectangle with soft corners & D End.

Edges:

- 2" taper edge is standard but self edge also available.

Material / Finishes:

- Gateway table tops are available in all Nienkämper high quality veneers and finishes with grain lay up and options.
- All standard plastic laminates are also available.

Connectivity Options:

- Gateway™ Media Wall Tables are available with a range of single and multi-user connectivity devices to suit most technology and price point requirements.
- The system can also be customized to suite customer specific equipment.
- Refer to page 145-157 for more information on connectivity.

Base Features & Options:

Dimensions:

- Gateway™ Media Wall Tables have a common base size of 24" & 34" wide. See page 25 for dimension of its interior clearance.

Finishes:

- Bases are standard with a mirror polished finish.
- Fixed bases are also offered in all standard Nienkämper powder coat finishes.
- Combination of painted post and mirror polished foot assembly is available as well.



GATEWAY™ STRAIGHT MEDIA WALL

FEATURES & OPTIONS

Design - busk + hertzog

Media Screen Options:

Type:

- Straight.

Dimensions:

- 8 widths: 42", 48", 54", 60", 66", 72", 84", 96"
- 2 heights: 63" & 72"
- 42", 48" wide screen accommodates a 46" monitor size
- 54"-66" wide screen accommodates a 60" monitor size
- 72"-96" wide screen accommodates a 65" monitor size.

Panel Finishes:

- All media screens are available in KnollTextiles fabrics.
- COM is also acceptable in most cases.
- Veneer or Plastic laminate or Markerboard finish is available on Straight Media Screen upon request, contact customer service for details.
- Fabric panels come standard with stitching detail to allow for maximize panel size. See page 30 for details.
- Veneer & P-lam panels may require a seam depending on panel size. See page 30 for details.

Trim:

- Polish aluminum trim is standard; however, 5 anodized finishes (silver, champagne, light bronze, bronze, and black) are available.

Accessories:

- Straight media screen does not require the monitor adaptor, client's own TV mounting bracket can mount directly onto the media screen.
- Flat screen monitors and mounts are not included. For additional information on TV mounting bracket, see page 29.
- Cables are concealed inside the screen and exit out through either the foot of base or at the bottom back of the screen as optional choice. Please see page 25.
- Cable conduit can also be added if necessary as wire management.
- Large diameter polished leveler feet are standard.

Top Options:

Dimensions:

- 3 table heights are standard to Gateway Media Wall Tables, 22" lounge height (for round top only), 29" standard work height and 38" standing height.
- Table depths: 36" to 60" which depend on shape of the top.
- Table lengths are available from 48" to 96".
- Standard top thickness is 1¼".

Top Shape:

- Standard top shapes are Vista, Round, Rectangle with soft corners & D End.

Edges:

- 2" taper edge is standard but self edge also available.

Material / Finishes:

- Gateway table tops are available in all Nienkämper high quality veneers and finishes with grain lay up and options.
- All standard plastic laminates are also available.

Connectivity Options:

- Gateway™ Media Wall Tables are available with a range of single and multi-user connectivity devices to suit most technology and price point requirements.
- The system can also be customized to suite customer specific equipment.
- Refer to page 145-157 for more information on connectivity.

Base Features & Options:

Dimensions:

- Gateway™ Media Wall Tables have a common base size of 24" & 34" wide. See page 26 for dimension of its interior clearance.

Finishes:

- Bases are standard with a mirror polished finish.
- Fixed bases are also offered in all standard Nienkämper powder coat finishes.
- Combination of painted post and mirror polished foot assembly is available as well.



GATEWAY™ STRAIGHT MEDIA WALL WITH HEIGHT ADJUSTABLE TABLE

FEATURES & OPTIONS

Design - busk + hertzog

Media Screen Options:

Type:

- Straight with Height Adjustable Table.

Dimensions:

- 8 widths: 42", 48", 54", 60", 66", 72", 84", 96"
- 2 heights: 63" & 72"
- 42", 48" wide screen accommodates a 46" monitor size
- 54"-66" wide screen accommodates a 60" monitor size
- 72"-96" wide screen accommodates a 65" monitor size."

Panel Finishes:

- All media screens are available in KnollTextiles fabrics.
- COM is also acceptable in most cases.
- Veneer or Plastic laminate or Markerboard finish is available on Straight Media Screen upon request, contact customer service for details.
- Fabric panels come standard with stitching detail to allow for maximize panel size. See page 30 for details.
- Veneer & P-lam panels may require a seam depending on panel size. See page 28 for details.

Trim:

- Polish aluminum trim is standard; however, 5 anodized finishes (clear, champagne, light bronze, bronze, and black) are available.

Accessories:

- Straight media screen for height adjustable table has a fixed TV bracket in which client's own TV mounting bracket can mount directly onto this bracket.
- Flat screen monitors and mounts are not included. For additional information on TV mounting bracket, see page 29.
- Cables are concealed inside the screen and exit out through the removable Shroud or at the bottom back of the screen as optional choice. Please see page 28.
- Shroud also conceals floor power feed. See page 27.
- Large diameter polished leveler feet are standard.
- Cable conduit can also be added if extra large capacity wire management is required.
- Large diameter polished leveler feet are standard.

Top Options:

Dimensions:

- 27"-42" height is standard to Gateway Media Wall with height adjustable tables.
- Table depths: 36" to 60" available depending on shape of the top.
- Table lengths are available from 48" to 96".
- Standard top thickness is 1¼".

Top Shape:

- Standard top shapes are Vista, Round, Rectangle with soft corners & D End.

Edges:

- 2" taper edge is standard but self edge also available.

Material / Finishes:

- Gateway table tops are available in all Nienkämper high quality veneers and finishes with grain lay up and options.
- All standard plastic laminates are also available.

Connectivity Options:

- Gateway™ Media Wall Tables are available with a range of single and multi-user connectivity devices to suit most technology and price point requirements.
- The system can also be customized to suite customer specific equipment.
- Refer to pages 145-157 for more information on connectivity.

Base Features & Options:

Dimensions:

- Gateway™ Media Wall Tables have a common base size of 24" & 34" wide.
- Note: Cables do not pass through height adjustable base models.

Finishes:

- Height adjustable posts are standard with gray painted post and polished foot. Mirror polish, black and white powder coat.



GATEWAY™ MEDIA WALL TABLE BASES



Standard Fixed Height Gateway Base
Cable Exit Through Column and Base



Heavy Duty Steel Post for Standing Height Gateway Tables
Cable Exit Through Column and Base



High Wire Capacity Fixed Height Gateway Base
Cable Exit Through Column in 2 locations & Base



Height Adjustable Gateway Base
No Cable Pass Through

GATEWAY™ MEDIA WALL TABLES

WIRING CURVED MEDIA WALLS

Gateway monitor adapter included.
Curved Media Screen only.
Accepts most flat panel TV mounts.
Monitor and wall mount by others.

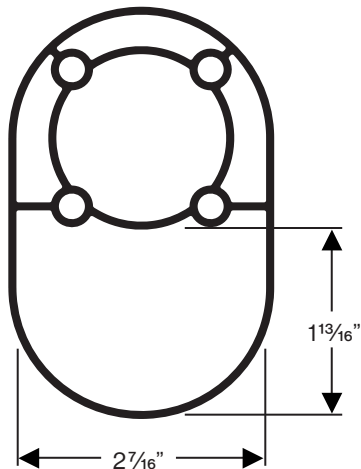
Monitor power and HDMI cables
are channeled through the screen.

Surge suppressor with 5
receptacles included.

Vox® Forum plugs into
surge suppressor.
Vox® Forum specified
and priced separately.

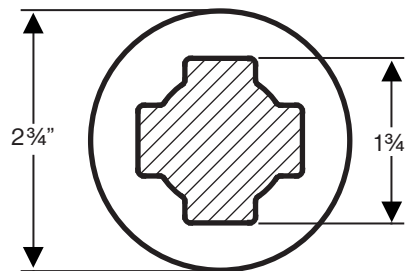
Vox® Forum cable cubby,
specify when ordering Vox® Forum.
For even more wire capacity, select a
telescopic wire pan & cable conduit kit.
See details on page 52-53

Run the Surge suppressor
power cord through base.



Large capacity post (not to scale)

* Contact customer service for further details.



Cable access in standard base (not to scale)

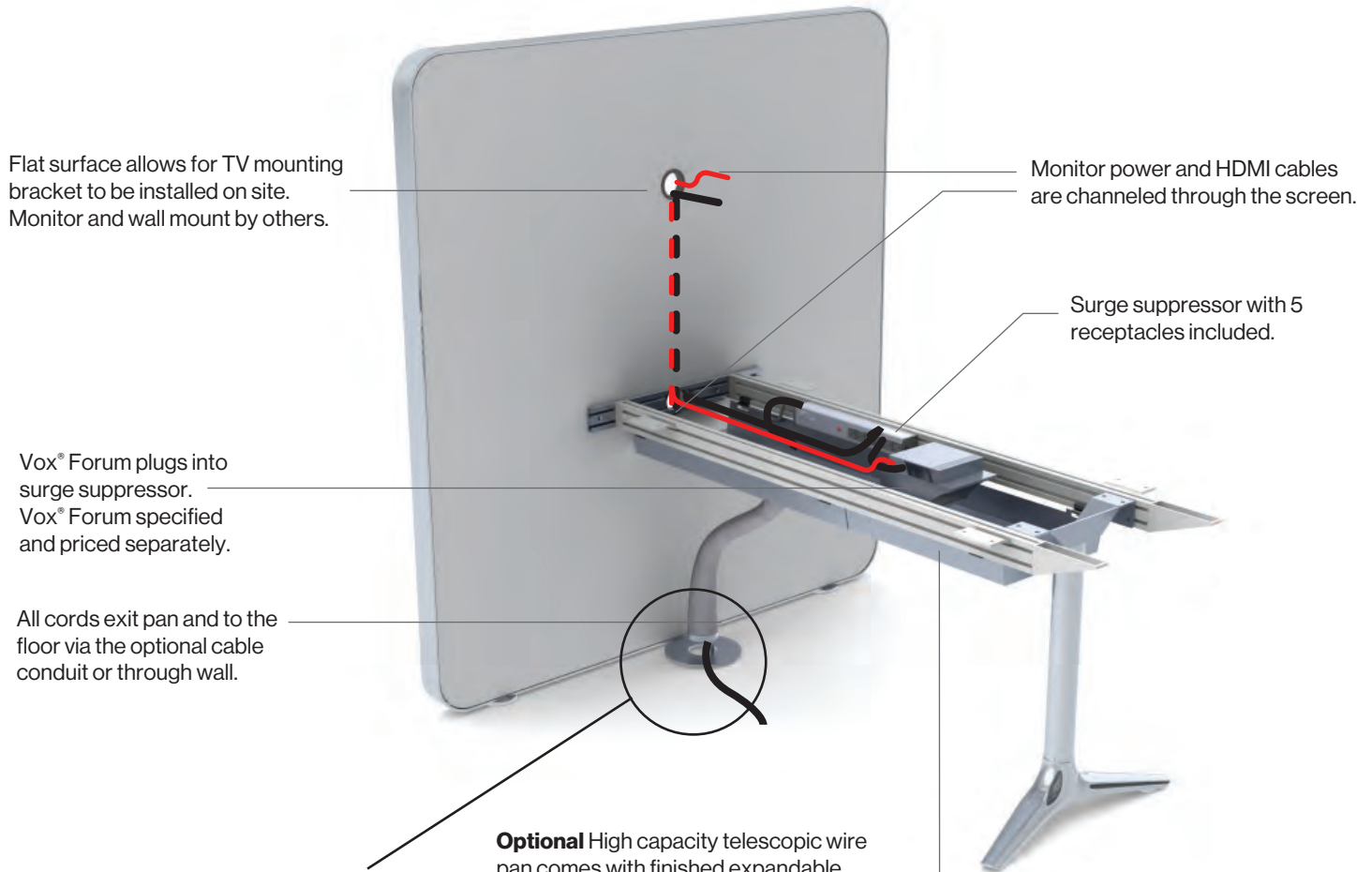
Optional

2½" Grommet in back of wall.
6" off of floor.

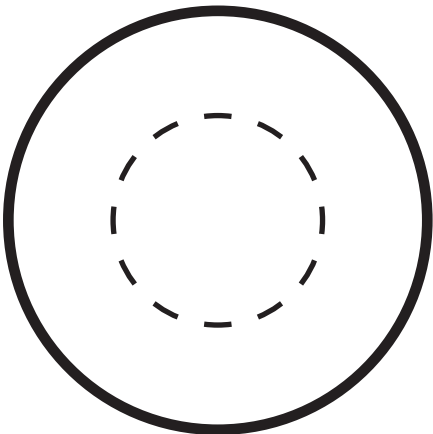
Optional cable access at back of panel needs to be specified when ordering. Standard Gateway media walls do not come with grommet in back of wall.

GATEWAY™ MEDIA WALL TABLES

WIRING STRAIGHT MEDIA WALLS



Optional High capacity telescopic wire pan comes with finished expandable pan and fixing clips. See details on page 52-53



Cable Conduit expands from 2" dia. to 4" dia. to accommodate large quantities of cable (not to scale)



Optional 2 1/2" Grommet in back of wall. 6" off of floor.

Optional cable access at back of panel needs to be specified when ordering Standard Gateway media walls do not come with grommet in back of wall.

GATEWAY™ MEDIA WALL TABLES

WIRING HEIGHT ADJUSTABLE MEDIA WALLS

Gateway Table Top TV Bracket allows the Monitor to ride up and down with the Table (height adjustable models only). Accepts most flat panel TV mounts. Monitor and wall mount by others.

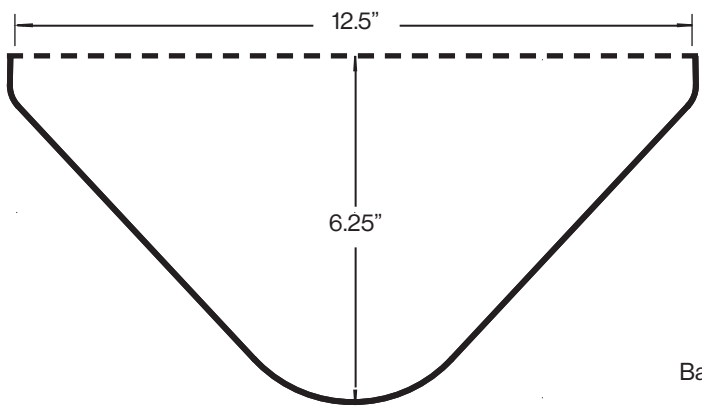
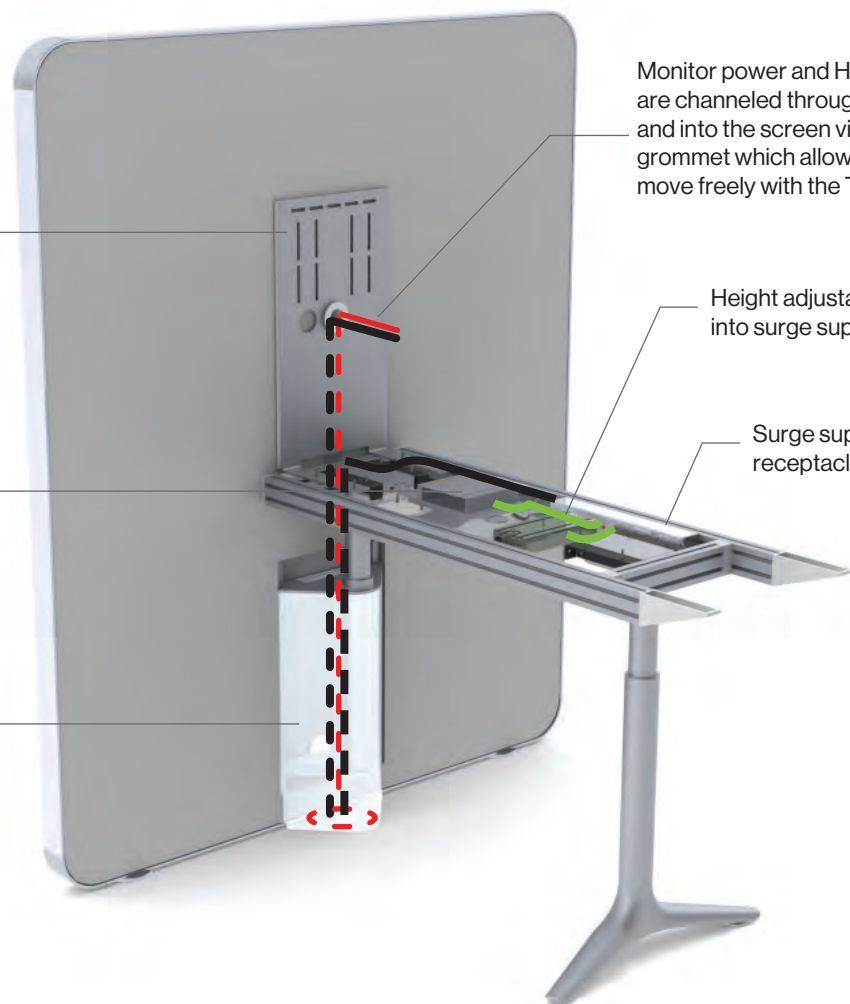
Monitor power and HDMI cables are channeled through the TV and into the screen via the slide grommet which allows cabling to move freely with the TV.

Vox® Forum plugs into surge suppressor. Vox® Forum specified and priced separately.

Height adjustable power cable plugs into surge suppressor

Surge suppressor with 5 receptacles included.

A removable shroud conceals cables exiting and hides floor power. * shroud shown semi transparent for wiring clarity, actual component is powder coated silver (PC-01) metal.*



Cable Shroud foot print (not to scale)

* Contact customer service for further details.

Back Panel is removable.

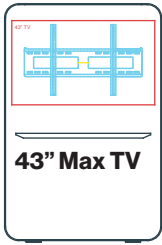
Optional
2½" Grommet in back of wall.
6" off of floor.



Optional cable access at back of panel needs to be specified when ordering Standard Gateway media walls do not come with grommet in back of wall.

**GATEWAY™ MEDIA WALL
MAXIMUM TELEVISION SIZES**

42"



43" Max TV

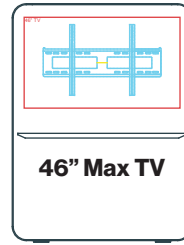
63" h



43" Max TV

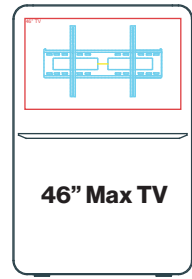
72" h

48"



46" Max TV

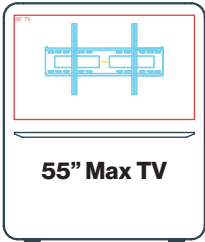
63" h



46" Max TV

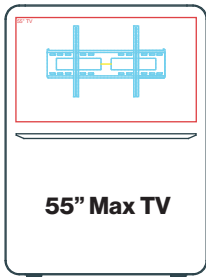
72" h

54"



55" Max TV

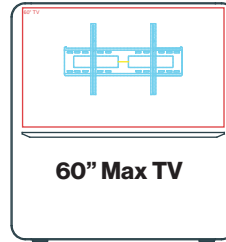
63" h



55" Max TV

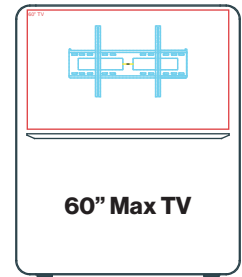
72" h

60"



60" Max TV

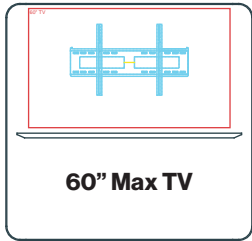
63" h



60" Max TV

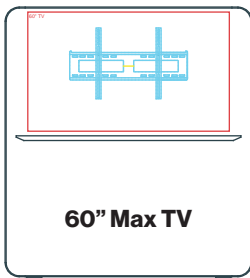
72" h

66"



60" Max TV

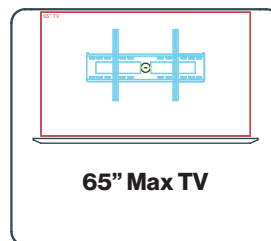
63" h



60" Max TV

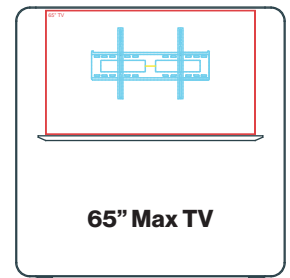
72" h

72"



65" Max TV

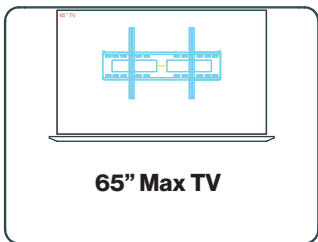
63" h



65" Max TV

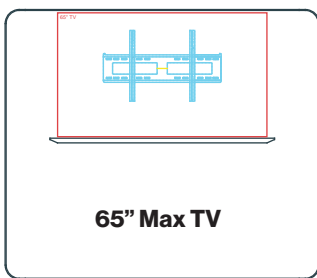
72" h

84"



65" Max TV

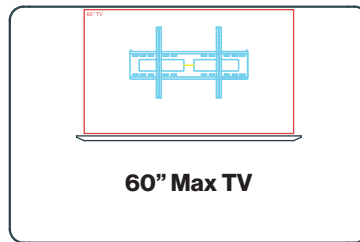
63" h



65" Max TV

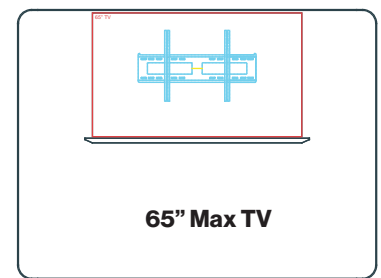
72" h

96"



60" Max TV

63" h

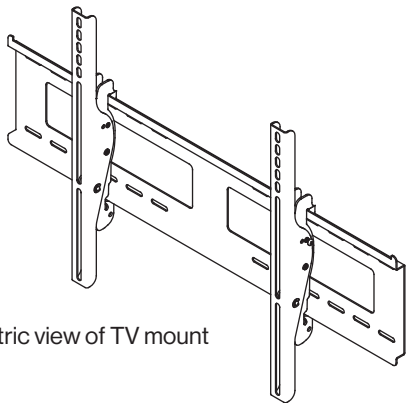


65" Max TV

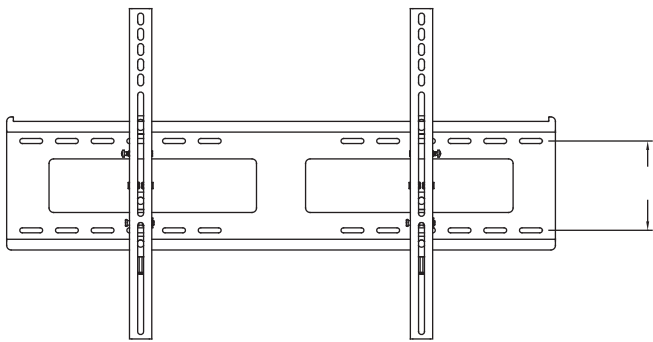
72" h

GATEWAY™ MEDIA WALL TABLES

TV WALL MOUNT BRACKETS



Isometric view of TV mount



Elevation view of TV mount

Gateway screen accepts all manufacturers low profile Flat or tilting mount with a mounting hole Spacing distance from 2" to 8¾".

Low profile mounts approved for use with Gateway Screens are listed below.

Atdec TH-3050-RW
TH-3060-UT
TH-3070 UTP

Rocketfish RF-TVMLPT03
RF-TVMLPT02

Sanus LT25
LL22
VLT35
VMPL50A

Sonax F-101-MTM
F-102-MTM
F-102-MPM
F-103-MPM
K-505-MPM
K-005-MPM
M-415-MPM
M-515-MPM

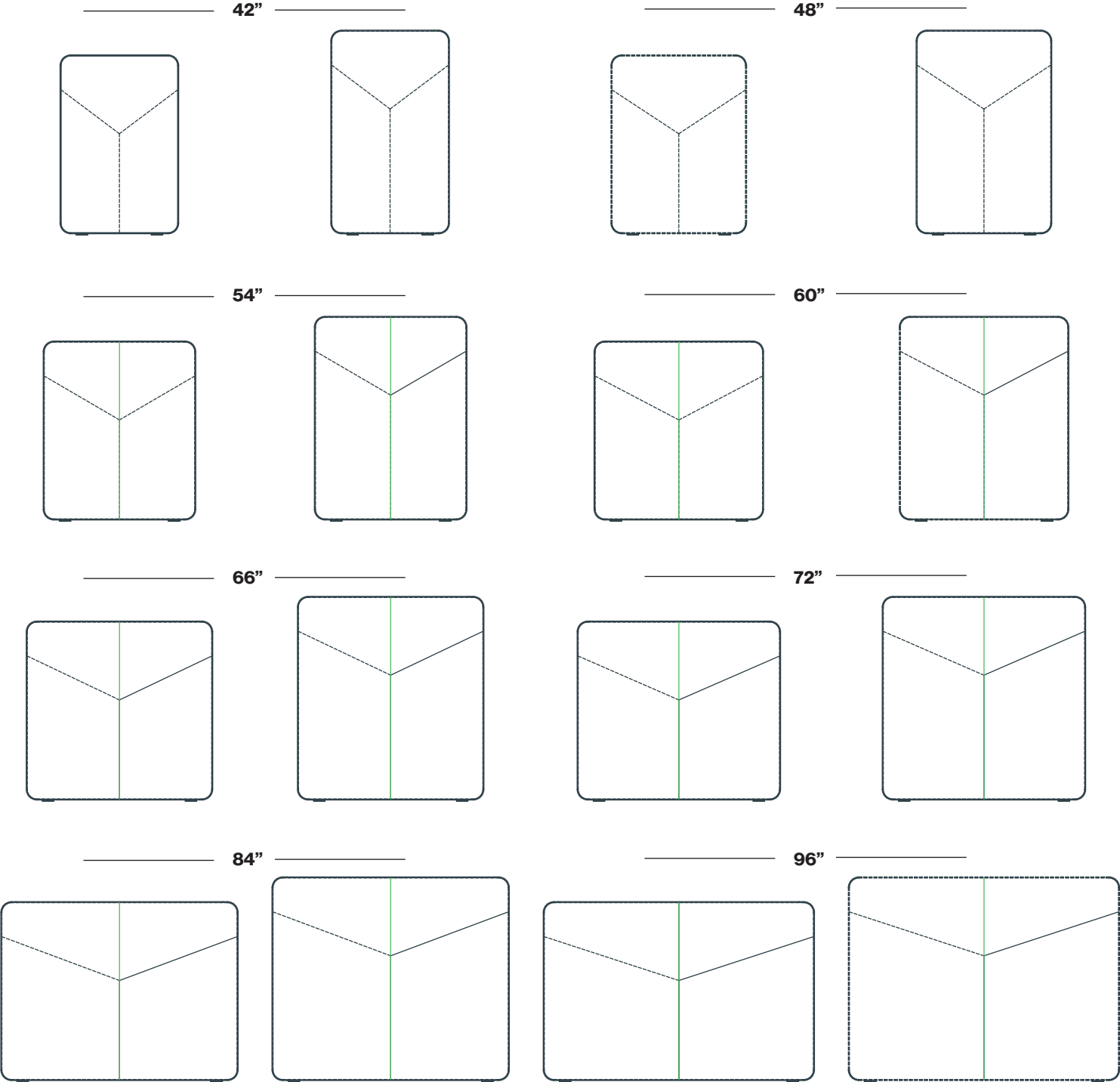
Please contact customer service if the flat panel mount you have selected is not listed.

GATEWAY™ MEDIA WALL FABRIC, VENEER & PLASTIC LAMINATE PANELS

All fabric panels have “Y” seam detail as shown to maximize fabric yield. This seam detail starts 12” down from the top of the panel and joins at 27½”. Panels over 60” will have 2 panels.

Veneer & Plastic Laminate panels over 60” wide will have 2 panels.

When specifying custom fabric, veneer or plastic laminate always check with customer service to be sure your material is compatible.



GATEWAY™ MEDIA WALL TABLES



Curved Media Wall 58" w with standard height 29" h Vista table



Curved Media Wall 48" w with standing height 38" h Vista table



Straight Media Wall 60" w with standard height 29" h Vista table



Straight Media Wall 60" w with standard height 29" h Vista table



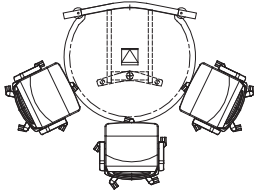
Straight Media Wall 60" w with height adjustable Vista table.



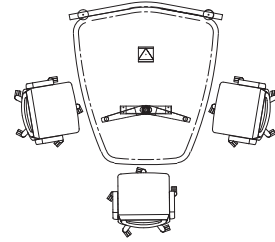
Straight Media Wall 60" w with height adjustable Vista table.

GATEWAY™ MEDIA WALL TABLES LAYOUT

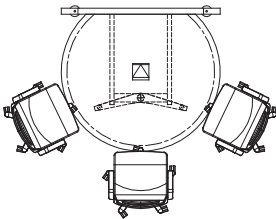
Gateway Round Table with Curved Media Screen Table 48" dia., Screen 48" w



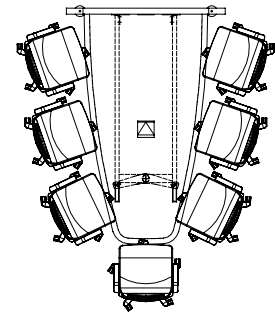
Gateway Vista Table with Curved Media Screen Table 60" l, Screen 58" w



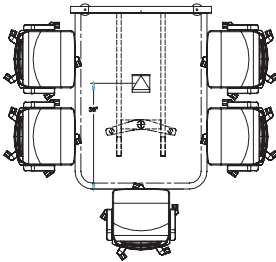
Gateway Round Table with Straight Media Screen Table 54" dia., Screen 60" w



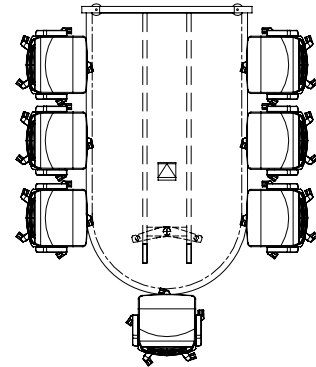
Gateway Vista Table with Straight Media Screen Table 84" l, Screen 60" w



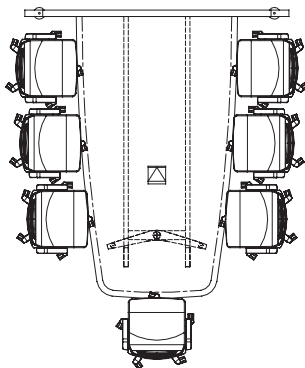
Gateway Rectangle with Soft Corner Table with Straight Media Screen Table 60" l, Screen 48" w



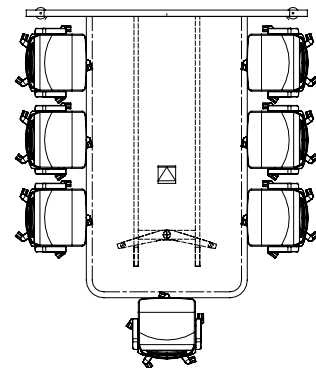
Gateway D End Table with Straight Media Screen Table 96" l, Screen 60" w



Gateway Vista Table with Straight Media Screen Table 84" l, Screen 96" w



Gateway Rectangle with Soft Corners with Straight Media Screen Table 96" l, Screen 96" w



- See page 28 for TV / Media Screen size suggestions.
- Flat panel monitors and mounting brackets to be supplied by customer and are not included in table pricing.
- Connectivity devices are to be ordered separately and cost is not reflected in table pricing. Refer to pages 145-157 for more information.

GATEWAY™ MEDIA WALL TABLES

CURVED MEDIA WALL TABLES - ROUND TOP

— US ONLY —

	Model Number	Table Dimensions	Media Wall Dimensions	Top Finish	Fabric Yrd	List Price	
						COM	KnollTextiles 1
Table with Curved Media Wall: 22" Lounge Height	42201/2	48"dia x 22"h	48"w x 56"h	Veneer	4	15,660	16,120
	42201/5	48"dia x 22"h	48"w x 56"h	Laminate	4	14,800	15,265
	42202/2	58"dia x 22"h	58"w x 56"h	Veneer	5	16,810	17,380
	42202/5	58"dia x 22"h	58"w x 56"h	Laminate	5	15,490	16,060




Table with Curved Media Wall: 29" Standard Work Height	42203/2	48"dia x 29"h	48"w x 63"h	Veneer	4	15,980	16,440
	42203/5	48"dia x 29"h	48"w x 63"h	Laminate	4	15,115	15,580
	42204/2	58"dia x 29"h	58"w x 63"h	Veneer	6½	17,115	17,865
	42204/5	58"dia x 29"h	58"w x 63"h	Laminate	6½	15,810	16,555





Table with Curved Media Wall: 38" Standing Height	42205/2	48"dia x 38"h	48"w x 72"h	Veneer	5	16,310	16,880
	42205/5	48"dia x 38"h	48"w x 72"h	Laminate	5	15,400	15,975
	42206/2	58"dia x 38"h	58"w x 72"h	Veneer	7½	17,465	18,325
	42206/5	58"dia x 38"h	58"w x 72"h	Laminate	7½	16,120	16,980



- 48" wide Gateway Media Wall accommodates a maximum monitor of 46".
- 58" wide Gateway Media Wall accommodates a maximum monitor of 60".
- For Curved Media Screen, Nienkämper provides a monitor adaptor to receive client's TV mounting brackets.
- Flat panel monitors and mounting brackets to be supplied by customer and are not included in table pricing.
- Connectivity devices are to be ordered separately and cost is not reflected in table pricing. Refer to pages 145-157 for more information.

GATEWAY™ MEDIA WALL TABLES

CURVED MEDIA WALL TABLES - RECTANGULAR WITH SOFT CORNER TOP

— US ONLY —



	Model Number	Table Dimensions	Media Wall Dimensions	Top Finish	Fabric Yrd	List Price	
						COM	KnollTextiles 1
Table with Curved Media Wall: 29" Standard Work Height 	42207/2S29	60"l x 45"w x 29"h	48"w x 63"h	Veneer	4	16,585	17,050
	42207/5S29	60"l x 45"w x 29"h	48"w x 63"h	Laminate	4	15,420	15,885
	42211/2S29	60"l x 55"w x 29"h	58"w x 63"h	Veneer	6½	17,415	18,160
	42211/5S29	60"l x 55"w x 29"h	58"w x 63"h	Laminate	6½	16,200	16,945
	42208/2S29	72"l x 45"w x 29"h	48"w x 63"h	Veneer	4	17,580	18,040
	42208/5S29	72"l x 45"w x 29"h	48"w x 63"h	Laminate	4	16,355	16,820
	42212/2S29	72"l x 55"w x 29"h	58"w x 63"h	Veneer	6½	18,460	19,205
	42212/5S29	72"l x 55"w x 29"h	58"w x 63"h	Laminate	6½	17,175	17,920
	42209/2S29	84"l x 45"w x 29"h	48"w x 63"h	Veneer	4	18,635	19,095
	42209/5S29	84"l x 45"w x 29"h	48"w x 63"h	Laminate	4	17,340	17,800
	42213/2S29	84"l x 55"w x 29"h	58"w x 63"h	Veneer	6½	19,565	20,310
	42213/5S29	84"l x 55"w x 29"h	58"w x 63"h	Laminate	6½	18,210	18,955
42210/2S29	96"l x 45"w x 29"h	48"w x 63"h	Veneer	4	19,760	20,220	
42210/5S29	96"l x 45"w x 29"h	48"w x 63"h	Laminate	4	18,385	18,845	
42220/2S29	96"l x 55"w x 29"h	58"w x 63"h	Veneer	6½	20,750	21,495	
42220/5S29	96"l x 55"w x 29"h	58"w x 63"h	Laminate	6½	19,295	20,040	

Table with Curved Media Wall: 38" Standing Height 	42214/2S38	60"l x (21¼" - 45")w x 38"h	48"w x 72"h	Veneer	5	17,415	17,990
	42214/5S38	60"l x (21¼" - 45")w x 38"h	48"w x 72"h	Laminate	5	16,200	16,770
	42217/2S38	60"l x (32" - 55")w x 38"h	58"w x 72"h	Veneer	7½	18,285	19,145
	42217/5S38	60"l x (32" - 55")w x 38"h	58"w x 72"h	Laminate	7½	17,010	17,875
	42215/2S38	72"l x (21¼" - 45")w x 38"h	48"w x 72"h	Veneer	5	18,460	19,035
	42215/5S38	72"l x (21¼" - 45")w x 38"h	48"w x 72"h	Laminate	5	17,175	17,745
	42218/2S38	72"l x (32" - 55")w x 38"h	58"w x 72"h	Veneer	7½	19,385	20,245
	42218/5S38	72"l x (32" - 55")w x 38"h	58"w x 72"h	Laminate	7½	18,035	18,895
	42216/2S38	84"l x (21¼" - 45")w x 38"h	48"w x 72"h	Veneer	5	19,565	20,135
	42216/5S38	84"l x (21¼" - 45")w x 38"h	48"w x 72"h	Laminate	5	18,210	18,780
	42219/2S38	84"l x (32" - 55")w x 38"h	58"w x 72"h	Veneer	7½	20,550	21,410
	42219/5S38	84"l x (32" - 55")w x 38"h	58"w x 72"h	Laminate	7½	19,125	19,985
42230/2S38	96"l x (21¼" - 45")w x 38"h	48"w x 72"h	Veneer	5	20,750	21,325	
42230/5S38	96"l x (21¼" - 45")w x 38"h	48"w x 72"h	Laminate	5	19,295	19,870	
42240/2S38	96"l x (32" - 55")w x 38"h	58"w x 72"h	Veneer	7½	21,790	22,650	
42240/5S38	96"l x (32" - 55")w x 38"h	58"w x 72"h	Veneer	7½	20,275	21,135	

- 48" wide Gateway Media Wall accommodates a maximum monitor of 46".
- 58" wide Gateway Media Wall accommodates a maximum monitor of 60".
- For Curved Media Screen, Nienkämper provides a monitor adapter to receive client's TV mounting brackets.
- Flat panel monitors and mounting brackets to be supplied by customer and are not included in table pricing.
- Connectivity devices are to be ordered separately and cost is not reflected in table pricing. Refer to page 145-157 for more information.
- Custom sizes available contact customer service for more information.

GATEWAY™ MEDIA WALL TABLES

CURVED MEDIA WALL TABLES - VISTA TOP

— US ONLY —



	Model Number	Table Dimensions	Media Wall Dimensions	Top Finish	Fabric Yrd	List Price	
						COM	KnollTextiles 1
Table with Curved Media Wall: 29" Standard Work Height 	42207/2	60"l x (21¾" - 45")w x 29"h	48"w x 63"h	Veneer	4	17,000	17,465
	42207/5	60"l x (21¾" - 45")w x 29"h	48"w x 63"h	Laminate	4	15,810	16,270
	42211/2	60"l x (32" - 55")w x 29"h	58"w x 63"h	Veneer	6½	17,850	18,600
	42211/5	60"l x (32" - 55")w x 29"h	58"w x 63"h	Laminate	6½	16,610	17,355
	42208/2	72"l x (21¾" - 45")w x 29"h	48"w x 63"h	Veneer	4	18,025	18,490
	42208/5	72"l x (21¾" - 45")w x 29"h	48"w x 63"h	Laminate	4	16,760	17,220
	42212/2	72"l x (32" - 55")w x 29"h	58"w x 63"h	Veneer	6½	18,925	19,670
	42212/5	72"l x (32" - 55")w x 29"h	58"w x 63"h	Laminate	6½	17,600	18,345
	42209/2	84"l x (21¾" - 45")w x 29"h	48"w x 63"h	Veneer	4	19,105	19,570
	42209/5	84"l x (21¾" - 45")w x 29"h	48"w x 63"h	Laminate	4	17,780	18,240
	42213/2	84"l x (32" - 55")w x 29"h	58"w x 63"h	Veneer	6½	20,065	20,810
	42213/5	84"l x (32" - 55")w x 29"h	58"w x 63"h	Laminate	6½	18,665	19,410
42210/2	96"l x (21¾" - 45")w x 29"h	48"w x 63"h	Veneer	4	20,245	20,710	
42210/5	96"l x (21¾" - 45")w x 29"h	48"w x 63"h	Laminate	4	18,840	19,300	
42220/2	96"l x (32" - 55")w x 29"h	58"w x 63"h	Veneer	6½	21,260	22,005	
42220/5	96"l x (32" - 55")w x 29"h	58"w x 63"h	Laminate	6½	19,785	20,530	

Table with Curved Media Wall: 38" Standing Height



42214/2V38	60"l x (21¾" - 45")w x 38"h	48"w x 72"h	Veneer	5	17,850	18,425
42214/5V38	60"l x (21¾" - 45")w x 38"h	48"w x 72"h	Laminate	5	16,610	17,180
42217/2V38	60"l x (32" - 55")w x 38"h	58"w x 72"h	Veneer	7½	18,740	19,600
42217/5V38	60"l x (32" - 55")w x 38"h	58"w x 72"h	Laminate	7½	17,445	18,305
42215/2V38	72"l x (21¾" - 45")w x 38"h	48"w x 72"h	Veneer	5	18,925	19,495
42215/5V38	72"l x (21¾" - 45")w x 38"h	48"w x 72"h	Laminate	5	17,600	18,175
42218/2V38	72"l x (32" - 55")w x 38"h	58"w x 72"h	Veneer	7½	19,880	20,740
42218/5V38	72"l x (32" - 55")w x 38"h	58"w x 72"h	Laminate	7½	18,480	19,345
42216/2V38	84"l x (21¾" - 45")w x 38"h	48"w x 72"h	Veneer	5	20,065	20,635
42216/5V38	84"l x (21¾" - 45")w x 38"h	48"w x 72"h	Laminate	5	18,665	19,240
42219/2V38	84"l x (32" - 55")w x 38"h	58"w x 72"h	Veneer	7½	21,070	21,930
42219/5V38	84"l x (32" - 55")w x 38"h	58"w x 72"h	Laminate	7½	19,600	20,460
42230/2V38	96"l x (21¾" - 45")w x 38"h	48"w x 72"h	Veneer	5	21,260	21,830
42230/5V38	96"l x (21¾" - 45")w x 38"h	48"w x 72"h	Laminate	5	19,785	20,355
42240/2V38	96"l x (32" - 55")w x 38"h	58"w x 72"h	Veneer	7½	22,325	23,185
42240/5V38	96"l x (32" - 55")w x 38"h	58"w x 72"h	Laminate	7½	20,775	21,640

- 48" wide Gateway Media Wall accommodates a maximum monitor of 46".
- 58" wide Gateway Media Wall accommodates a maximum monitor of 60".
- For Curved Media Screen, Nienkämper provides a monitor adapter to receive client's TV mounting brackets.
- Flat panel monitors and mounting brackets to be supplied by customer and are not included in table pricing.
- Connectivity devices are to be ordered separately and cost is not reflected in table pricing. Refer to page 145-157 for more information.
- Custom sizes available contact customer service for more information.

GATEWAY™ MEDIA WALL TABLES

CURVED MEDIA WALL TABLES - D-END TOP

— US ONLY —



	Model Number	Table Dimensions	Media Wall Dimensions	Top Finish	Fabric Yrd	List Price	
						COM	KnollTextiles 1
Table with Curved Media Wall: 29" Standard Work Height 	42207/2D29	60"l x 45"w x 29"h	48"w x 63"h	Veneer	4	17,430	17,895
	42207/5D29	60"l x 45"w x 29"h	48"w x 63"h	Laminate	4	16,205	16,665
	42211/2D29	60"l x 55"w x 29"h	58"w x 63"h	Veneer	6½	18,295	19,040
	42211/5D29	60"l x 55"w x 29"h	58"w x 63"h	Laminate	6½	17,020	17,765
	42208/2D29	72"l x 45"w x 29"h	48"w x 63"h	Veneer	4	18,470	18,935
	42208/5D29	72"l x 45"w x 29"h	48"w x 63"h	Laminate	4	17,185	17,650
	42212/2D29	72"l x 55"w x 29"h	58"w x 63"h	Veneer	6½	19,395	20,140
	42212/5D29	72"l x 55"w x 29"h	58"w x 63"h	Laminate	6½	18,040	18,785
	42209/2D29	84"l x 45"w x 29"h	48"w x 63"h	Veneer	4	19,580	20,040
	42209/5D29	84"l x 45"w x 29"h	48"w x 63"h	Laminate	4	18,220	18,680
	42213/2D29	84"l x 55"w x 29"h	58"w x 63"h	Veneer	6½	20,565	21,310
	42213/5D29	84"l x 55"w x 29"h	58"w x 63"h	Laminate	6½	19,135	19,880
	42210/2D29	96"l x 45"w x 29"h	48"w x 63"h	Veneer	4	20,760	21,225
	42210/5D29	96"l x 45"w x 29"h	48"w x 63"h	Laminate	4	19,310	19,775
	42220/2D29	96"l x 55"w x 29"h	58"w x 63"h	Veneer	6½	21,800	22,545
	42220/5D29	96"l x 55"w x 29"h	58"w x 63"h	Laminate	6½	20,280	21,025

Table with Curved Media Wall: 38" Standing Height 	42214/2D38	60"l x 45"w x 38"h	48"w x 72"h	Veneer	5	18,295	18,865
	42214/5D38	60"l x 45"w x 38"h	48"w x 72"h	Laminate	5	17,020	17,590
	42217/2D38	60"l x 55"w x 38"h	58"w x 72"h	Veneer	7½	19,210	20,075
	42217/5D38	60"l x 55"w x 38"h	58"w x 72"h	Laminate	7½	17,880	18,740
	42215/2D38	72"l x 45"w x 38"h	48"w x 72"h	Veneer	5	19,395	19,970
	42215/5D38	72"l x 45"w x 38"h	48"w x 72"h	Laminate	5	18,040	18,615
	42218/2D38	72"l x 55"w x 38"h	58"w x 72"h	Veneer	7½	20,365	21,230
	42218/5D38	72"l x 55"w x 38"h	58"w x 72"h	Laminate	7½	18,945	19,805
	42216/2D38	84"l x 45"w x 38"h	48"w x 72"h	Veneer	5	20,565	21,140
	42216/5D38	84"l x 45"w x 38"h	48"w x 72"h	Laminate	5	19,135	19,705
	42219/2D38	84"l x 55"w x 38"h	58"w x 72"h	Veneer	7½	21,595	22,455
	42219/5D38	84"l x 55"w x 38"h	58"w x 72"h	Laminate	7½	20,095	20,955
	42230/2D38	96"l x 45"w x 38"h	48"w x 72"h	Veneer	5	21,800	22,375
	42230/5D38	96"l x 45"w x 38"h	48"w x 72"h	Laminate	5	20,280	20,850
	42240/2D38	96"l x 55"w x 38"h	58"w x 72"h	Veneer	7½	22,890	23,755
	42240/5D38	96"l x 55"w x 38"h	58"w x 72"h	Veneer	7½	21,295	22,155


- 48" wide Gateway Media Wall accommodates a maximum monitor of 46".
- 58" wide Gateway Media Wall accommodates a maximum monitor of 60".
- For Curved Media Screen, Nienkämper provides a monitor adapter to receive client's TV mounting brackets.
- Flat panel monitors and mounting brackets to be supplied by customer and are not included in table pricing.
- Connectivity devices are to be ordered separately and cost is not reflected in table pricing. Refer to page 145-157 for more information.
- Custom sizes available contact customer service for more information.

GATEWAY™ MEDIA WALL TABLES

STRAIGHT MEDIA WALL TABLES - ROUND TOP


— US ONLY —
List Price

Table with Straight Media Wall: 22" Lounge Height




Model Number	Table Dimensions	Media Wall Dimensions	Top Finish	Fabric Yrd	COM	KnollTextiles 1
42330/2R22	36"dia x 22"h	42"w x 56"h	Veneer	4	13,850	14,315
42330/5R22	36"dia x 22"h	42"w x 56"h	Laminate	4	13,100	13,565
42331/2R22	42"dia x 22"h	48"w x 56"h	Veneer	4	14,580	15,045
42331/5R22	42"dia x 22"h	48"w x 56"h	Laminate	4	13,800	14,260
42332/2R22	48"dia x 22"h	54"w x 56"h	Veneer	5	15,350	15,920
42332/5R22	48"dia x 22"h	54"w x 56"h	Laminate	5	14,515	15,085
42333/2R22	54"dia x 22"h	60"w x 56"h	Veneer	6	16,120	16,810
42333/5R22	54"dia x 22"h	60"w x 56"h	Laminate	6	15,240	15,925
42334/2R22	60"dia x 22"h	66"w x 56"h	Laminate	7½	16,930	17,790
42334/5R22	60"dia x 22"h	66"w x 56"h	Laminate	7½	16,005	16,865

Table with Straight Media Wall: 29" Standard Work Height



42330/2R29	36"dia x 29"h	42"w x 63"h	Veneer	4	14,430	14,890
42330/5R29	36"dia x 29"h	42"w x 63"h	Laminate	4	13,645	14,110
42331/2R29	42"dia x 29"h	48"w x 63"h	Veneer	4	15,185	15,645
42331/5R29	42"dia x 29"h	48"w x 63"h	Laminate	4	14,360	14,825
42332/2R29	48"dia x 29"h	54"w x 63"h	Veneer	5	15,980	16,550
42332/5R29	48"dia x 29"h	54"w x 63"h	Laminate	5	15,115	15,690
42333/2R29	54"dia x 29"h	60"w x 63"h	Veneer	6	16,780	17,470
42333/5R29	54"dia x 29"h	60"w x 63"h	Laminate	6	15,865	16,550
42334/2R29	60"dia x 29"h	66"w x 63"h	Veneer	7½	17,620	18,480
42334/5R29	60"dia x 29"h	66"w x 63"h	Laminate	7½	16,660	17,520

Table with Straight Media Wall: 38" Standing Height



42330/2R38	36"dia x 38"h	42"w x 72"h	Veneer	4	15,155	15,615
42330/5R38	36"dia x 38"h	42"w x 72"h	Laminate	4	14,325	14,785
42331/2R38	42"dia x 38"h	48"w x 72"h	Veneer	4	15,950	16,415
42331/5R38	42"dia x 38"h	48"w x 72"h	Laminate	4	15,080	15,540
42332/2R38	48"dia x 38"h	54"w x 72"h	Veneer	4	16,780	17,245
42332/5R38	48"dia x 38"h	54"w x 72"h	Laminate	4	15,865	16,325
42333/2R38	54"dia x 38"h	60"w x 72"h	Veneer	6	17,620	18,310
42333/5R38	54"dia x 38"h	60"w x 72"h	Laminate	6	16,660	17,350
42334/2R38	60"dia x 38"h	66"w x 72"h	Veneer	7½	18,505	19,365
42334/5R38	60"dia x 38"h	66"w x 72"h	Laminate	7½	17,495	18,355

- 42" wide Gateway Media Wall accommodates a maximum monitor of 43".
- 48" wide Gateway Media Wall accommodates a maximum monitor of 46".
- 54" wide Gateway Media Wall accommodates a maximum monitor of 55".
- 60", 66" wide Gateway Media Wall accommodates a maximum monitor of 60".
- 72", 84", 96" wide Gateway Media Wall accommodates a maximum monitor of 65".
- Flat panel monitors and mounting brackets to be supplied by customer and are not included in above pricing.
- 36" dia top not available with connectivity device.
- 42" dia top not available with M-Forum.
- Connectivity devices are to be ordered separately and cost is not reflected in above pricing. Refer to page 145-157 for more information.
- COM yardage for 96"w x 63"h straight screen is 11-1/4" yards, for 96"w x 72"h straight screen is 13¼" yards.
- For veneer, plastic laminate or markerboard finish on Straight Media Wall, contact customer service for pricing.
- Please contact customer service for pricing Gateway Media Wall.

GATEWAY™ MEDIA WALL TABLES

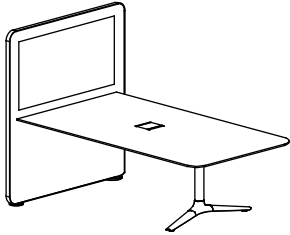
STRAIGHT MEDIA WALL TABLES - RECTANGLE TOP WITH SOFT CORNERS

— US ONLY —

List Price

Model Number	Table Dimensions	Media Wall Dimensions	Top Finish	Fabric Yrd	COM	KnollTextiles 1
42335/2S29	60"l x 36"w x 29"h	42"w x 63"h	Veneer	4	14,970	15,430
42335/5S29	60"l x 36"w x 29"h	42"w x 63"h	Laminate	4	13,925	14,385
42336/2S29	60"l x 42"w x 29"h	48"w x 63"h	Veneer	4	15,760	16,220
42336/5S29	60"l x 42"w x 29"h	48"w x 63"h	Laminate	4	14,655	15,115
42337/2S29	60"l x 48"w x 29"h	54"w x 63"h	Veneer	5	16,550	17,125
42337/5S29	60"l x 48"w x 29"h	54"w x 63"h	Laminate	5	15,390	15,960
42338/2S29	60"l x 54"w x 29"h	60"w x 63"h	Veneer	6	17,380	18,070
42338/5S29	60"l x 54"w x 29"h	60"w x 63"h	Laminate	6	16,160	16,850
42339/2S29	72"l x 36"w x 29"h	42"w x 63"h	Veneer	4	15,865	16,325
42339/5S29	72"l x 36"w x 29"h	42"w x 63"h	Laminate	4	14,760	15,220
42340/2S29	72"l x 42"w x 29"h	48"w x 63"h	Veneer	4	16,660	17,125
42340/5S29	72"l x 42"w x 29"h	48"w x 63"h	Laminate	4	15,500	15,960
42341/2S29	72"l x 48"w x 29"h	54"w x 63"h	Veneer	5	17,495	18,070
42341/5S29	72"l x 48"w x 29"h	54"w x 63"h	Laminate	5	16,270	16,845
42342/2S29	72"l x 54"w x 29"h	60"w x 63"h	Veneer	6	18,370	19,060
42342/5S29	72"l x 54"w x 29"h	60"w x 63"h	Laminate	6	17,085	17,775
42343/2S29	84"l x 36"w x 29"h	42"w x 63"h	Veneer	4	16,825	17,285
42343/5S29	84"l x 36"w x 29"h	42"w x 63"h	Laminate	4	15,645	16,110
42344/2S29	84"l x 42"w x 29"h	48"w x 63"h	Veneer	4	17,670	18,130
42344/5S29	84"l x 42"w x 29"h	48"w x 63"h	Laminate	4	16,430	16,890
42345/2S29	84"l x 48"w x 29"h	54"w x 63"h	Veneer	5	18,550	19,125
42345/5S29	84"l x 48"w x 29"h	54"w x 63"h	Laminate	5	17,250	17,820
42346/2S29	84"l x 54"w x 29"h	60"w x 63"h	Veneer	6	19,485	20,175
42346/5S29	84"l x 54"w x 29"h	60"w x 63"h	Laminate	6	18,120	18,810
42347/2S29	84"l x 60"w x 29"h	66"w x 63"h	Veneer	6	20,455	21,145
42347/5S29	84"l x 60"w x 29"h	66"w x 63"h	Laminate	6	19,035	19,720
42348/2S29	96"l x 42"w x 29"h	48"w x 63"h	Veneer	4	18,725	19,185
42348/5S29	96"l x 42"w x 29"h	48"w x 63"h	Laminate	4	17,420	17,885
42349/2S29	96"l x 48"w x 29"h	54"w x 63"h	Veneer	5	19,670	20,240
42349/5S29	96"l x 48"w x 29"h	54"w x 63"h	Laminate	5	18,295	18,865
42350/2S29	96"l x 54"w x 29"h	60"w x 63"h	Veneer	6	20,650	21,340
42350/5S29	96"l x 54"w x 29"h	60"w x 63"h	Laminate	6	19,210	19,900
42351/2S29	96"l x 60"w x 29"h	66"w x 63"h	Veneer	7½	21,685	22,545
42351/5S29	96"l x 60"w x 29"h	66"w x 63"h	Laminate	7½	20,170	21,030
42352/2S29	72"l x 45"w x 29"h	54"w x 63"h	Veneer	5	17,295	17,870
42352/5S29	72"l x 45"w x 29"h	54"w x 63"h	Laminate	5	16,090	16,660
42353/2S29	72"l x 55"w x 29"h	60"w x 63"h	Veneer	6	18,830	19,515
42353/5S29	72"l x 55"w x 29"h	60"w x 63"h	Laminate	6	17,510	18,200
42354/2S29	84"l x 45"w x 29"h	54"w x 63"h	Veneer	5	19,070	19,645
42354/5S29	84"l x 45"w x 29"h	54"w x 63"h	Laminate	5	17,735	18,310
42355/2S29	84"l x 55"w x 29"h	60"w x 63"h	Veneer	6	20,765	21,455
42355/5S29	84"l x 55"w x 29"h	60"w x 63"h	Laminate	6	19,310	20,000

Table with Straight Media Wall:
29" Standard Work Height




- Flat panel monitors and mounting brackets to be supplied by customer and are not included in above pricing.
- Connectivity devices are to be ordered separately and cost is not reflected in above pricing. Refer to page 145-157 for more information.
- COM yardage for 96" w x 63" h straight screen is 11-1/4" yards, for 96" w x 72" h straight screen is 13-1/4" yards.
- For veneer, plastic laminate or markerboard finish on Straight Media Wall, contact customer service for pricing.

GATEWAY™ MEDIA WALL TABLES

STRAIGHT MEDIA WALL TABLES - RECTANGLE TOP WITH SOFT CORNERS

— US ONLY —


	Model Number	Table Dimensions	Media Wall Dimensions	Top Finish	Fabric Yrd	List Price	
						COM	KnollTextiles 1
Table with Straight Media Wall: 38" Standing Height 	42335/2S38	60"l x 36"w x 38"h	42"w x 72"h	Veneer	4	15,720	16,185
	42335/5S38	60"l x 36"w x 38"h	42"w x 72"h	Laminate	4	14,630	15,090
	42336/2S38	60"l x 42"w x 38"h	48"w x 72"h	Veneer	4	16,550	17,010
	42336/5S38	60"l x 42"w x 38"h	48"w x 72"h	Laminate	4	15,385	15,845
	42337/2S38	60"l x 48"w x 38"h	54"w x 72"h	Veneer	5	17,380	17,950
	42337/5S38	60"l x 48"w x 38"h	54"w x 72"h	Laminate	5	16,160	16,735
	42338/2S38	60"l x 54"w x 38"h	60"w x 72"h	Veneer	6	18,250	18,940
	42338/5S38	60"l x 54"w x 38"h	60"w x 72"h	Laminate	6	16,970	17,660
	42339/2S38	72"l x 36"w x 38"h	42"w x 72"h	Veneer	4	16,660	17,125
	42339/5S38	72"l x 36"w x 38"h	42"w x 72"h	Laminate	4	15,500	15,960
	42340/2S38	72"l x 42"w x 38"h	48"w x 72"h	Veneer	4	17,495	17,955
	42340/5S38	72"l x 42"w x 38"h	48"w x 72"h	Laminate	4	16,270	16,735
	42341/2S38	72"l x 48"w x 38"h	54"w x 72"h	Veneer	5	18,370	18,945
	42341/5S38	72"l x 48"w x 38"h	54"w x 72"h	Laminate	5	17,085	17,660
	42342/2S38	72"l x 54"w x 38"h	60"w x 72"h	Veneer	6	19,290	19,980
	42342/5S38	72"l x 54"w x 38"h	60"w x 72"h	Laminate	6	17,940	18,630
	42343/2S38	84"l x 36"w x 38"h	42"w x 72"h	Veneer	4	17,670	18,130
	42343/5S38	84"l x 36"w x 38"h	42"w x 72"h	Laminate	4	16,430	16,890
	42344/2S38	84"l x 42"w x 38"h	48"w x 72"h	Veneer	4	18,550	19,015
	42344/5S38	84"l x 42"w x 38"h	48"w x 72"h	Laminate	4	17,255	17,715
	42345/2S38	84"l x 48"w x 38"h	54"w x 72"h	Veneer	5	19,485	20,055
	42345/5S38	84"l x 48"w x 38"h	54"w x 72"h	Laminate	5	18,115	18,685
	42346/2S38	84"l x 54"w x 38"h	60"w x 72"h	Veneer	6	20,455	21,145
	42346/5S38	84"l x 54"w x 38"h	60"w x 72"h	Laminate	6	19,035	19,720
	42347/2S38	84"l x 60"w x 38"h	66"w x 72"h	Veneer	6	21,480	22,170
	42347/5S38	84"l x 60"w x 38"h	66"w x 72"h	Laminate	6	19,985	20,670
	42348/2S38	96"l x 42"w x 38"h	48"w x 72"h	Veneer	4	19,670	20,130
	42348/5S38	96"l x 42"w x 38"h	48"w x 72"h	Laminate	4	18,295	18,755
	42349/2S38	96"l x 48"w x 38"h	54"w x 72"h	Veneer	5	20,650	21,225
	42349/5S38	96"l x 48"w x 38"h	54"w x 72"h	Laminate	5	19,225	19,795
42350/2S38	96"l x 54"w x 38"h	60"w x 72"h	Veneer	6	21,685	22,375	
42350/5S38	96"l x 54"w x 38"h	60"w x 72"h	Laminate	6	20,175	20,860	
42351/2S38	96"l x 60"w x 38"h	66"w x 72"h	Veneer	7½	22,775	23,640	
42351/5S38	96"l x 60"w x 38"h	66"w x 72"h	Laminate	7½	21,180	22,040	
42352/2S38	72"l x 45"w x 38"h	48"w x 72"h	Veneer	4	18,160	18,625	
42352/5S38	72"l x 45"w x 38"h	48"w x 72"h	Laminate	4	16,890	17,355	
42353/2S38	72"l x 55"w x 38"h	58"w x 72"h	Veneer	4	19,775	20,235	
42353/5S38	72"l x 55"w x 38"h	58"w x 72"h	Laminate	4	18,395	18,855	
42354/2S38	84"l x 45"w x 38"h	48"w x 72"h	Veneer	5	20,025	20,600	
42354/5S38	84"l x 45"w x 38"h	48"w x 72"h	Laminate	5	18,630	19,200	
42355/2S38	84"l x 55"w x 38"h	58"w x 72"h	Veneer	6	21,805	22,495	
42355/5S38	84"l x 55"w x 38"h	58"w x 72"h	Laminate	6	20,285	20,970	

- 42" wide Gateway Media Wall accommodates a maximum monitor of 43".
- 48" wide Gateway Media Wall accommodates a maximum monitor of 46".
- 54" wide Gateway Media Wall accommodates a maximum monitor of 55".
- 60", 66" wide Gateway Media Wall accommodates a maximum monitor of 60".
- 72", 84", 96" wide Gateway Media Wall accommodates a maximum monitor of 65".
- Flat panel monitors and mounting brackets to be supplied by customer and are not included in above pricing.
- Connectivity devices are to be ordered separately and cost is not reflected in above pricing. Refer to page 145-157 for more information.
- COM yardage for 96" w x 63" h straight screen is 11-1/4" yards, for 96" w x 72" h straight screen is 13-1/4" yards.
- For veneer, plastic laminate or markerboard finish on Straight Media Wall, contact customer service for pricing.
- Please contact customer service for pricing Gateway Media Wall.

GATEWAY™ MEDIA WALL TABLES

STRAIGHT MEDIA WALL TABLES - VISTA TOP

— US ONLY —

	Model Number	Table Dimensions	Media Wall Dimensions	Top Finish	Fabric Yrd	List Price	
						COM	KnollTextiles 1
Table with Media Wall: 29" Standard Work Height 	42335/2V29	60"l x (26"-36")w x 29"h	42"w x 63"h	Veneer	4	15,350	15,810
	42335/5V29	60"l x (26"-36")w x 29"h	42"w x 63"h	Laminate	4	14,275	14,740
	42336/2V29	60"l x (27½"-42")w x 29"h	48"w x 63"h	Veneer	4	16,150	16,615
	42336/5V29	60"l x (27½"-42")w x 29"h	48"w x 63"h	Laminate	4	15,025	15,485
	42337/2V29	60"l x (32"-48")w x 29"h	54"w x 63"h	Veneer	5	16,965	17,535
	42337/5V29	60"l x (32"-48")w x 29"h	54"w x 63"h	Laminate	5	15,785	16,355
	42338/2V29	60"l x (32"-54")w x 29"h	60"w x 63"h	Veneer	6	17,815	18,505
	42338/5V29	60"l x (32"-54")w x 29"h	60"w x 63"h	Laminate	6	16,575	17,265
	42339/2V29	72"l x (26"-36")w x 29"h	42"w x 63"h	Veneer	4	16,265	16,730
	42339/5V29	72"l x (26"-36")w x 29"h	42"w x 63"h	Laminate	4	15,135	15,595
	42340/2V29	72"l x (27½"-42")w x 29"h	48"w x 63"h	Veneer	4	17,080	17,545
	42340/5V29	72"l x (27½"-42")w x 29"h	48"w x 63"h	Laminate	4	15,895	16,355
	42341/2V29	72"l x (32"-48")w x 29"h	54"w x 63"h	Veneer	5	17,930	18,505
	42341/5V29	72"l x (32"-48")w x 29"h	54"w x 63"h	Laminate	5	16,685	17,260
	42342/2V29	72"l x (32"-54")w x 29"h	60"w x 63"h	Veneer	6	18,835	19,520
	42342/5V29	72"l x (32"-54")w x 29"h	60"w x 63"h	Laminate	6	17,520	18,210
	42343/2V29	84"l x (26"-36")w x 29"h	42"w x 63"h	Veneer	4	17,245	17,705
	42343/5V29	84"l x (26"-36")w x 29"h	42"w x 63"h	Laminate	4	16,040	16,505
	42344/2V29	84"l x (27½"-42")w x 29"h	48"w x 63"h	Veneer	4	18,110	18,570
	42344/5V29	84"l x (27½"-42")w x 29"h	48"w x 63"h	Laminate	4	16,845	17,305
	42345/2V29	84"l x (32"-48")w x 29"h	54"w x 63"h	Veneer	5	19,025	19,595
	42345/5V29	84"l x (32"-48")w x 29"h	54"w x 63"h	Laminate	5	17,685	18,255
	42346/2V29	84"l x (32"-54")w x 29"h	60"w x 63"h	Veneer	6	19,975	20,660
	42346/5V29	84"l x (32"-54")w x 29"h	60"w x 63"h	Laminate	6	18,575	19,265
	42347/2V29	84"l x (32"-60")w x 29"h	66"w x 63"h	Veneer	7½	20,975	21,835
	42347/5V29	84"l x (32"-60")w x 29"h	66"w x 63"h	Laminate	7½	19,505	20,365
	42348/2V29	96"l x (27½"-42")w x 29"h	48"w x 63"h	Veneer	4	19,195	19,660
	42348/5V29	96"l x (27½"-42")w x 29"h	48"w x 63"h	Laminate	4	17,860	18,320
	42349/2V29	96"l x (32"-48")w x 29"h	54"w x 63"h	Veneer	5	20,160	20,735
	42349/5V29	96"l x (32"-48")w x 29"h	54"w x 63"h	Laminate	5	18,760	19,335
	42350/2V29	96"l x (32"-54")w x 29"h	60"w x 63"h	Veneer	6	21,170	21,860
	42350/5V29	96"l x (32"-54")w x 29"h	60"w x 63"h	Laminate	6	19,695	20,385
42351/2V29	96"l x (32"-60")w x 29"h	66"w x 63"h	Veneer	7½	22,225	23,085	
42351/5V29	96"l x (32"-60")w x 29"h	66"w x 63"h	Laminate	7½	20,680	21,545	
42352/2V29	72"l x (21¼" - 45")w x 29"h	54"w x 63"h	Veneer	5	17,730	18,305	
42352/5V29	72"l x (21¼" - 45")w x 29"h	54"w x 63"h	Laminate	5	16,495	17,065	
42353/2V29	72"l x (32" - 55")w x 29"h	60"w x 63"h	Veneer	6	19,305	19,995	
42353/5V29	72"l x (32" - 55")w x 29"h	60"w x 63"h	Laminate	6	17,945	18,635	
42354/2V29	84"l x (21¼" - 45")w x 29"h	54"w x 63"h	Veneer	5	19,555	20,125	
42354/5V29	84"l x (21¼" - 45")w x 29"h	54"w x 63"h	Laminate	5	18,190	18,760	
42355/2V29	84"l x (32" - 55")w x 29"h	60"w x 63"h	Veneer	6	21,275	21,965	
42355/5V29	84"l x (32" - 55")w x 29"h	60"w x 63"h	Laminate	6	19,795	20,485	


- 42" wide Gateway Media Wall accommodates a maximum monitor of 43".
- 48" wide Gateway Media Wall accommodates a maximum monitor of 46".
- 54" wide Gateway Media Wall accommodates a maximum monitor of 55".
- 60", 66" wide Gateway Media Wall accommodates a maximum monitor of 60".
- 72", 84", 96" wide Gateway Media Wall accommodates a maximum monitor of 65".
- Flat panel monitors and mounting brackets to be supplied by customer and are not included in above pricing.
- Connectivity devices are to be ordered separately and cost is not reflected in above pricing. Refer to page 145-157 for more information.
- COM yardage for 96" w x 63" h straight screen is 11-1/4" yards, for 96" w x 72" h straight screen is 13-1/4" yards.
- For veneer, plastic laminate or markerboard finish on Straight Media Wall, contact customer service for pricing.
- Please contact customer service for pricing Gateway Media Wall.

GATEWAY™ MEDIA WALL TABLES

STRAIGHT MEDIA WALL TABLES - VISTA TOP

— US ONLY —

List Price

	Model Number	Table Dimensions	Media Wall Dimensions	Top Finish	Fabric Yrd	COM	Knoll Textiles 1
Table with Media Wall: 38" Standing Height 	42335/2V38	60"l x (26"-36")w x 38"h	42"w x 72"h	Veneer	4	16,120	16,580
	42335/5V38	60"l x (26"-36")w x 38"h	42"w x 72"h	Laminate	4	14,990	15,455
	42336/2V38	60"l x (27½"-42")w x 38"h	48"w x 72"h	Veneer	6	16,965	17,655
	42336/5V38	60"l x (27½"-42")w x 38"h	48"w x 72"h	Laminate	6	15,780	16,465
	42337/2V38	60"l x (32"-48")w x 38"h	54"w x 72"h	Veneer	7½	17,815	18,675
	42337/5V38	60"l x (32"-48")w x 38"h	54"w x 72"h	Laminate	7½	16,575	17,440
	42338/2V38	60"l x (32"-54")w x 38"h	60"w x 72"h	Veneer	7½	18,705	19,565
	42338/5V38	60"l x (32"-54")w x 38"h	60"w x 72"h	Laminate	7½	17,400	18,260
	42339/2V38	72"l x (26"-36")w x 38"h	42"w x 72"h	Veneer	4	17,080	17,545
	42339/5V38	72"l x (26"-36")w x 38"h	42"w x 72"h	Laminate	4	15,895	16,355
	42340/2V38	72"l x (27½"-42")w x 38"h	48"w x 72"h	Veneer	6	17,930	18,620
	42340/5V38	72"l x (27½"-42")w x 38"h	48"w x 72"h	Laminate	6	16,685	17,375
	42341/2V38	72"l x (32"-48")w x 38"h	54"w x 72"h	Veneer	7½	18,835	19,695
	42341/5V38	72"l x (32"-48")w x 38"h	54"w x 72"h	Laminate	7½	17,520	18,385
	42342/2V38	72"l x (32"-54")w x 38"h	60"w x 72"h	Veneer	7½	19,775	20,635
	42342/5V38	72"l x (32"-54")w x 38"h	60"w x 72"h	Laminate	7½	18,400	19,260
	42343/2V38	84"l x (26"-36")w x 38"h	42"w x 72"h	Veneer	4	18,110	18,570
	42343/5V38	84"l x (26"-36")w x 38"h	42"w x 72"h	Laminate	4	16,845	17,305
	42344/2V38	84"l x (27½"-42")w x 38"h	48"w x 72"h	Veneer	6	19,025	19,710
	42344/5V38	84"l x (27½"-42")w x 38"h	48"w x 72"h	Laminate	6	17,690	18,375
	42345/2V38	84"l x (32"-48")w x 38"h	54"w x 72"h	Veneer	7½	19,975	20,835
	42345/5V38	84"l x (32"-48")w x 38"h	54"w x 72"h	Laminate	7½	18,570	19,435
	42346/2V38	84"l x (32"-54")w x 38"h	60"w x 72"h	Veneer	7½	20,975	21,835
	42346/5V38	84"l x (32"-54")w x 38"h	60"w x 72"h	Laminate	7½	19,505	20,365
	42347/2V38	84"l x (32"-60")w x 38"h	66"w x 72"h	Veneer	8	22,025	22,945
	42347/5V38	84"l x (32"-60")w x 38"h	66"w x 72"h	Laminate	8	20,485	21,400
	42348/2V38	96"l x (27½"-42")w x 38"h	48"w x 72"h	Veneer	6	20,160	20,850
	42348/5V38	96"l x (27½"-42")w x 38"h	48"w x 72"h	Laminate	6	18,760	19,450
	42349/2V38	96"l x (32"-48")w x 38"h	54"w x 72"h	Veneer	7½	21,170	22,030
	42349/5V38	96"l x (32"-48")w x 38"h	54"w x 72"h	Laminate	7½	19,700	20,560
	42350/2V38	96"l x (32"-54")w x 38"h	60"w x 72"h	Veneer	7½	22,225	23,085
	42350/5V38	96"l x (32"-54")w x 38"h	60"w x 72"h	Laminate	7½	20,685	21,550
	42351/2V38	96"l x (32"-60")w x 38"h	66"w x 72"h	Veneer	8	23,340	24,255
42351/5V38	96"l x (32"-60")w x 38"h	66"w x 72"h	Laminate	8	21,705	22,625	
42352/2V38	72"l x (21¾" - 45")w x 38"h	42"w x 72"h	Veneer	4	18,625	19,085	
42352/5V38	72"l x (21¾" - 45")w x 38"h	42"w x 72"h	Laminate	4	17,320	17,785	
42353/2V38	72"l x (32" - 55")w x 38"h	48"w x 72"h	Veneer	6	20,275	20,960	
42353/5V38	72"l x (32" - 55")w x 38"h	48"w x 72"h	Laminate	6	18,855	19,545	
42354/2V38	84"l x (21¾" - 45")w x 38"h	54"w x 72"h	Veneer	7½	20,535	21,395	
42354/5V38	84"l x (21¾" - 45")w x 38"h	54"w x 72"h	Laminate	7½	19,100	19,965	
42355/2V38	84"l x (32" - 55")w x 38"h	60"w x 72"h	Veneer	7½	22,355	23,220	
42355/5V38	84"l x (32" - 55")w x 38"h	60"w x 72"h	Laminate	7½	20,785	21,650	

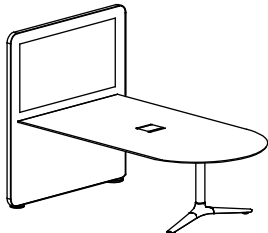
- 42" wide Gateway Media Wall accommodates a maximum monitor of 43".
- 48" wide Gateway Media Wall accommodates a maximum monitor of 46".
- 54" wide Gateway Media Wall accommodates a maximum monitor of 55".
- 60", 66" wide Gateway Media Wall accommodates a maximum monitor of 60".
- 72", 84", 96" wide Gateway Media Wall accommodates a maximum monitor of 65".
- Flat panel monitors and mounting brackets to be supplied by customer and are not included in above pricing.
- Connectivity devices are to be ordered separately and cost is not reflected in above pricing. Refer to page 145-157 for more information.
- COM yardage for 96" w x 63" h straight screen is 11-1/4" yards, for 96" w x 72" h straight screen is 13¼" yards.
- For veneer, plastic laminate or markerboard finish on Straight Media Wall, contact customer service for pricing.
- Please contact customer service for pricing Gateway Media Wall.

GATEWAY™ MEDIA WALL TABLES

STRAIGHT MEDIA WALL TABLES - D END TOP

— US ONLY —

**Table with Straight Media Wall:
29" Standard Work Height**



Model Number	Table Dimensions	Media Wall Dimensions	Top Finish	Fabric Yrd	List Price	
					COM	KnollTextiles 1
42335/2D29	60"l x 36"w x 29"h	42"w x 63"h	Veneer	4	15,730	16,195
42335/5D29	60"l x 36"w x 29"h	42"w x 63"h	Laminate	4	14,635	15,095
42336/2D29	60"l x 42"w x 29"h	48"w x 63"h	Veneer	4	16,560	17,025
42336/5D29	60"l x 42"w x 29"h	48"w x 63"h	Laminate	4	15,395	15,855
42337/2D29	60"l x 48"w x 29"h	54"w x 63"h	Veneer	5	17,390	17,965
42337/5D29	60"l x 48"w x 29"h	54"w x 63"h	Laminate	5	16,170	16,745
42338/2D29	60"l x 54"w x 29"h	60"w x 63"h	Veneer	6	18,265	18,955
42338/5D29	60"l x 54"w x 29"h	60"w x 63"h	Laminate	6	16,990	17,680
42339/2D29	72"l x 36"w x 29"h	42"w x 63"h	Veneer	4	16,675	17,140
42339/5D29	72"l x 36"w x 29"h	42"w x 63"h	Laminate	4	15,510	15,975
42340/2D29	72"l x 42"w x 29"h	48"w x 63"h	Veneer	4	17,510	17,975
42340/5D29	72"l x 42"w x 29"h	48"w x 63"h	Laminate	4	16,285	16,745
42341/2D29	72"l x 48"w x 29"h	54"w x 63"h	Veneer	5	18,390	18,960
42341/5D29	72"l x 48"w x 29"h	54"w x 63"h	Laminate	5	17,100	17,675
42342/2D29	72"l x 54"w x 29"h	60"w x 63"h	Veneer	6	19,310	20,000
42342/5D29	72"l x 54"w x 29"h	60"w x 63"h	Laminate	6	17,965	18,650
42343/2D29	84"l x 36"w x 29"h	42"w x 63"h	Veneer	4	17,680	18,140
42343/5D29	84"l x 36"w x 29"h	42"w x 63"h	Laminate	4	16,455	16,920
42344/2D29	84"l x 42"w x 29"h	48"w x 63"h	Veneer	4	18,565	19,030
42344/5D29	84"l x 42"w x 29"h	48"w x 63"h	Laminate	4	17,270	17,730
42345/2D29	84"l x 48"w x 29"h	54"w x 63"h	Veneer	5	19,495	20,070
42345/5D29	84"l x 48"w x 29"h	54"w x 63"h	Laminate	5	18,130	18,705
42346/2D29	84"l x 54"w x 29"h	60"w x 63"h	Veneer	6	20,470	21,160
42346/5D29	84"l x 54"w x 29"h	60"w x 63"h	Laminate	6	19,050	19,735
42347/2D29	84"l x 60"w x 29"h	66"w x 63"h	Veneer	6	21,490	22,180
42347/5D29	84"l x 60"w x 29"h	66"w x 63"h	Laminate	6	19,995	20,680
42348/2D29	96"l x 42"w x 29"h	48"w x 63"h	Veneer	4	19,680	20,140
42348/5D29	96"l x 42"w x 29"h	48"w x 63"h	Laminate	4	18,315	18,775
42349/2D29	96"l x 48"w x 29"h	54"w x 63"h	Veneer	5	20,665	21,240
42349/5D29	96"l x 48"w x 29"h	54"w x 63"h	Laminate	5	19,240	19,810
42350/2D29	96"l x 54"w x 29"h	60"w x 63"h	Veneer	6	21,700	22,390
42350/5D29	96"l x 54"w x 29"h	60"w x 63"h	Laminate	6	20,190	20,875
42351/2D29	96"l x 60"w x 29"h	66"w x 63"h	Veneer	7½	22,785	23,650
42351/5D29	96"l x 60"w x 29"h	66"w x 63"h	Laminate	7½	21,200	22,065
42352/2D29	72"l x 45"w x 29"h	54"w x 63"h	Veneer	5	18,180	18,750
42352/5D29	72"l x 45"w x 29"h	54"w x 63"h	Laminate	5	16,900	17,475
42353/2D29	72"l x 55"w x 29"h	60"w x 63"h	Veneer	6	19,790	20,475
42353/5D29	72"l x 55"w x 29"h	60"w x 63"h	Laminate	6	18,405	19,090
42354/2D29	84"l x 45"w x 29"h	54"w x 63"h	Veneer	5	20,050	20,625
42354/5D29	84"l x 45"w x 29"h	54"w x 63"h	Laminate	5	18,645	19,215
42355/2D29	84"l x 55"w x 29"h	60"w x 63"h	Veneer	6	21,815	22,505
42355/5D29	84"l x 55"w x 29"h	60"w x 63"h	Laminate	6	20,305	20,990

- Flat panel monitors and mounting brackets to be supplied by customer and are not included in above pricing.
- Connectivity devices are to be ordered separately and cost is not reflected in above pricing. Refer to page 145-157 for more information.
- COM yardage for 96"w x 63"h straight screen is 11¼" yards, for 96"w x 72"h straight screen is 13¼" yards.
- For veneer, plastic laminate or markerboard finish on Straight Media Wall, contact customer service for pricing.


GATEWAY™ MEDIA WALL TABLES

STRAIGHT MEDIA WALL TABLES - D END TOP

— US ONLY —

List Price

Table with Straight Media Wall:
38" Standing Height



Model Number	Table Dimensions	Media Wall Dimensions	Top Finish	Fabric Yrd	COM	KnollTextiles 1
42335/2D38	60"l x 36"w x 38"h	42"w x 72"h	Veneer	4	16,520	16,980
42335/5D38	60"l x 36"w x 38"h	42"w x 72"h	Laminate	4	15,370	15,830
42336/2D38	60"l x 42"w x 38"h	48"w x 72"h	Veneer	4	17,390	17,850
42336/5D38	60"l x 42"w x 38"h	48"w x 72"h	Laminate	4	16,165	16,630
42337/2D38	60"l x 48"w x 38"h	54"w x 72"h	Veneer	5	18,265	18,840
42337/5D38	60"l x 48"w x 38"h	54"w x 72"h	Laminate	5	16,990	17,565
42338/2D38	60"l x 54"w x 38"h	60"w x 72"h	Veneer	6	19,170	19,860
42338/5D38	60"l x 54"w x 38"h	60"w x 72"h	Laminate	6	17,830	18,520
42339/2D38	72"l x 36"w x 38"h	42"w x 72"h	Veneer	4	17,510	17,975
42339/5D38	72"l x 36"w x 38"h	42"w x 72"h	Laminate	4	16,285	16,745
42340/2D38	72"l x 42"w x 38"h	48"w x 72"h	Veneer	4	18,390	18,850
42340/5D38	72"l x 42"w x 38"h	48"w x 72"h	Laminate	4	17,100	17,565
42341/2D38	72"l x 48"w x 38"h	54"w x 72"h	Veneer	5	19,310	19,885
42341/5D38	72"l x 48"w x 38"h	54"w x 72"h	Laminate	5	17,965	18,535
42342/2D38	72"l x 54"w x 38"h	60"w x 72"h	Veneer	6	20,275	20,960
42342/5D38	72"l x 54"w x 38"h	60"w x 72"h	Laminate	6	18,865	19,555
42343/2D38	84"l x 36"w x 38"h	42"w x 72"h	Veneer	4	18,565	19,030
42343/5D38	84"l x 36"w x 38"h	42"w x 72"h	Laminate	4	17,270	17,730
42344/2D38	84"l x 42"w x 38"h	48"w x 72"h	Veneer	4	19,495	19,960
42344/5D38	84"l x 42"w x 38"h	48"w x 72"h	Laminate	4	18,135	18,600
42345/2D38	84"l x 48"w x 38"h	54"w x 72"h	Veneer	5	20,470	21,045
42345/5D38	84"l x 48"w x 38"h	54"w x 72"h	Laminate	5	19,045	19,615
42346/2D38	84"l x 54"w x 38"h	60"w x 72"h	Veneer	6	21,490	22,180
42346/5D38	84"l x 54"w x 38"h	60"w x 72"h	Laminate	6	19,995	20,680
42347/2D38	84"l x 60"w x 38"h	66"w x 72"h	Veneer	6	22,570	23,260
42347/5D38	84"l x 60"w x 38"h	66"w x 72"h	Laminate	6	20,995	21,685
42348/2D38	96"l x 42"w x 38"h	48"w x 72"h	Veneer	4	20,665	21,130
42348/5D38	96"l x 42"w x 38"h	48"w x 72"h	Laminate	4	19,240	19,700
42349/2D38	96"l x 48"w x 38"h	54"w x 72"h	Veneer	5	21,700	22,275
42349/5D38	96"l x 48"w x 38"h	54"w x 72"h	Laminate	5	20,200	20,770
42350/2D38	96"l x 54"w x 38"h	60"w x 72"h	Veneer	6	22,785	23,475
42350/5D38	96"l x 54"w x 38"h	60"w x 72"h	Laminate	6	21,205	21,895
42351/2D38	96"l x 60"w x 38"h	66"w x 72"h	Veneer	7½	23,925	24,790
42351/5D38	96"l x 60"w x 38"h	66"w x 72"h	Laminate	7½	22,250	23,115
42352/2D38	72"l x 45"w x 38"h	54"w x 72"h	Veneer	4	19,090	19,555
42352/5D38	72"l x 45"w x 38"h	54"w x 72"h	Laminate	4	17,770	18,230
42353/2D38	72"l x 55"w x 38"h	60"w x 72"h	Veneer	4	20,775	21,240
42353/5D38	72"l x 55"w x 38"h	60"w x 72"h	Laminate	4	19,330	19,790
42354/2D38	84"l x 45"w x 38"h	54"w x 72"h	Veneer	5	21,045	21,615
42354/5D38	84"l x 45"w x 38"h	54"w x 72"h	Laminate	5	19,580	20,150
42355/2D38	84"l x 55"w x 38"h	60"w x 72"h	Veneer	6	22,915	23,600
42355/5D38	84"l x 55"w x 38"h	60"w x 72"h	Laminate	6	21,315	22,005

- 42" wide Gateway Media Wall accommodates a maximum monitor of 43".
- 48" wide Gateway Media Wall accommodates a maximum monitor of 46".
- 54" wide Gateway Media Wall accommodates a maximum monitor of 55".
- 60", 66" wide Gateway Media Wall accommodates a maximum monitor of 60".
- 72", 84", 96" wide Gateway Media Wall accommodates a maximum monitor of 65".
- Flat panel monitors and mounting brackets to be supplied by customer and are not included in above pricing.
- Connectivity devices are to be ordered separately and cost is not reflected in above pricing. Refer to page 145-157 for more information.
- COM yardage for 96" w x 63" h straight screen is 11¼ yards, for 96" w x 72" h straight screen is 13¼ yards.
- For veneer, plastic laminate or markerboard finish on Straight Media Wall, contact customer service for pricing.
- Please contact customer service for pricing Gateway Media Wall.

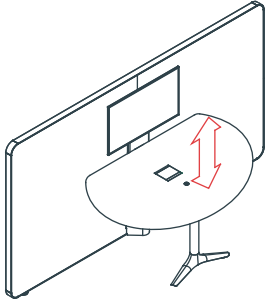
GATEWAY™ MEDIA WALL TABLES

HEIGHT ADJUSTABLE MEDIA WALL TABLES - ROUND TOP

— US ONLY —

Model Number	Table Dimensions	Media Wall Dimensions	Top Finish	Fabric Yrd	List Price	
					COM	KnollTextiles 1
42356/2RA	36" dia x 27"-42"h	42"w x 72"h	Veneer	4	17,230	17,690
42356/5RA	36" dia x 27"-42"h	42"w x 72"h	Laminate	4	16,425	16,885
42357/2RA	42" dia x 27"-42"h	48"w x 72"h	Veneer	4	18,000	18,460
42357/5RA	42" dia x 27"-42"h	48"w x 72"h	Laminate	4	17,160	17,620
42358/2RA	48" dia x 27"-42"h	54"w x 72"h	Veneer	5	18,815	19,385
42358/5RA	48" dia x 27"-42"h	54"w x 72"h	Laminate	5	17,920	18,495
42359/2RA	54" dia x 27"-42"h	60"w x 72"h	Veneer	6	19,620	20,310
42359/5RA	54" dia x 27"-42"h	60"w x 72"h	Laminate	6	18,690	19,380
42360/2RA	60" dia x 27"-42"h	66"w x 72"h	Veneer	7½	20,485	21,345
42360/5RA	60" dia x 27"-42"h	66"w x 72"h	Laminate	7½	19,505	20,365

Height Adjustable Table with Straight Media Wall:



- 42" wide Gateway Media Wall accommodates a maximum monitor of 43".
- 48" wide Gateway Media Wall accommodates a maximum monitor of 46".
- 54" wide Gateway Media Wall accommodates a maximum monitor of 55".
- 60", 66" wide Gateway Media Wall accommodates a maximum monitor of 60".
- 72", 84", 96" wide Gateway Media Wall accommodates a maximum monitor of 65".
- Flat panel monitors and mounting brackets to be supplied by customer and are not included in above pricing.
- Connectivity devices are to be ordered separately and cost is not reflected in above pricing. Refer to page 145-157 for more information.
- COM yardage for 96"w x 63"h straight screen is 11-1/4" yards, for 96"w x 72"h straight screen is 13-1/4" yards.
- For veneer, plastic laminate or markerboard finish on Straight Media Wall, contact customer service for pricing.
- Please contact customer service for pricing Gateway Media Wall.

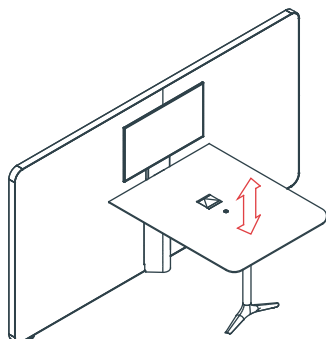
GATEWAY™ MEDIA WALL TABLES

HEIGHT ADJUSTABLE MEDIA WALL TABLES - RECTANGLE WITH SOFT CORNER TOP

— US ONLY —

Model Number	Table Dimensions	Media Wall Dimensions	Top Finish	Fabric Yrd	List Price	
					COM	KnollTextiles 1
42361/2SA	60"l x 36"w x 27"-42"h	42"w x 72"h	Veneer	4	17,470	17,930
42361/5SA	60"l x 36"w x 27"-42"h	42"w x 72"h	Laminate	4	16,425	16,885
42362/2SA	60"l x 42"w x 27"-42"h	48"w x 72"h	Veneer	6	18,260	18,950
42362/5SA	60"l x 42"w x 27"-42"h	48"w x 72"h	Laminate	6	17,165	17,850
42363/2SA	60"l x 48"w x 27"-42"h	54"w x 72"h	Veneer	7½	19,050	19,910
42363/5SA	60"l x 48"w x 27"-42"h	54"w x 72"h	Laminate	7½	17,900	18,760
42364/2SA	60"l x 54"w x 27"-42"h	60"w x 72"h	Veneer	7½	19,885	20,745
42364/5SA	60"l x 54"w x 27"-42"h	60"w x 72"h	Laminate	7½	18,670	19,530
42365/2SA	72"l x 36"w x 27"-42"h	42"w x 72"h	Veneer	4	18,370	18,835
42365/5SA	72"l x 36"w x 27"-42"h	42"w x 72"h	Laminate	4	17,265	17,725
42366/2SA	72"l x 42"w x 27"-42"h	48"w x 72"h	Veneer	6	19,165	19,855
42366/5SA	72"l x 42"w x 27"-42"h	48"w x 72"h	Laminate	6	18,010	18,700
42367/2SA	72"l x 48"w x 27"-42"h	54"w x 72"h	Veneer	7½	20,000	20,860
42367/5SA	72"l x 48"w x 27"-42"h	54"w x 72"h	Laminate	7½	18,780	19,645
42368/2SA	72"l x 54"w x 27"-42"h	60"w x 72"h	Veneer	7½	20,875	21,735
42368/5SA	72"l x 54"w x 27"-42"h	60"w x 72"h	Laminate	7½	19,595	20,455
42369/2SA	84"l x 36"w x 27"-42"h	42"w x 72"h	Veneer	4	19,320	19,785
42369/5SA	84"l x 36"w x 27"-42"h	42"w x 72"h	Laminate	4	18,150	18,615
42370/2SA	84"l x 42"w x 27"-42"h	48"w x 72"h	Veneer	6	20,170	20,855
42370/5SA	84"l x 42"w x 27"-42"h	48"w x 72"h	Laminate	6	18,935	19,620
42371/2SA	84"l x 48"w x 27"-42"h	54"w x 72"h	Veneer	7½	21,050	21,910
42371/5SA	84"l x 48"w x 27"-42"h	54"w x 72"h	Laminate	7½	19,760	20,620
42372/2SA	84"l x 54"w x 27"-42"h	60"w x 72"h	Veneer	7½	21,985	22,845
42372/5SA	84"l x 54"w x 27"-42"h	60"w x 72"h	Laminate	7½	20,630	21,490
42373/2SA	84"l x 60"w x 27"-42"h	66"w x 72"h	Veneer	8	22,960	23,880
42373/5SA	84"l x 60"w x 27"-42"h	66"w x 72"h	Laminate	8	21,540	22,455
42374/2SA	96"l x 42"w x 27"-42"h	48"w x 72"h	Veneer	6	21,235	21,920
42374/5SA	96"l x 42"w x 27"-42"h	48"w x 72"h	Laminate	6	19,925	20,615
42375/2SA	96"l x 48"w x 27"-42"h	54"w x 72"h	Veneer	7½	22,180	23,040
42375/5SA	96"l x 48"w x 27"-42"h	54"w x 72"h	Laminate	7½	20,805	21,665
42376/2SA	96"l x 54"w x 27"-42"h	60"w x 72"h	Veneer	7½	23,150	24,010
42376/5SA	96"l x 54"w x 27"-42"h	60"w x 72"h	Laminate	7½	21,715	22,575
42377/2SA	96"l x 60"w x 27"-42"h	66"w x 72"h	Veneer	8	24,185	25,105
42377/5SA	96"l x 60"w x 27"-42"h	66"w x 72"h	Laminate	8	22,670	23,590

Height Adjustable Table with Straight Media Wall:



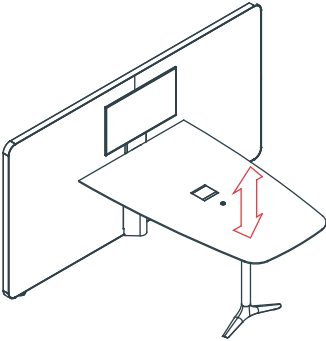
- 42" wide Gateway Media Wall accommodates a maximum monitor of 43".
- 48" wide Gateway Media Wall accommodates a maximum monitor of 46".
- 54" wide Gateway Media Wall accommodates a maximum monitor of 55".
- 60", 66" wide Gateway Media Wall accommodates a maximum monitor of 60".
- 72", 84", 96" wide Gateway Media Wall accommodates a maximum monitor of 65".
- Flat panel monitors and mounting brackets to be supplied by customer and are not included in above pricing.
- Connectivity devices are to be ordered separately and cost is not reflected in above pricing. Refer to page 145-157 for more information.
- COM yardage for 96" w x 63" h straight screen is 11¼ yards, for 96" w x 72" h straight screen is 13¼ yards.
- For veneer, plastic laminate or markerboard finish on Straight Media Wall, contact customer service for pricing.
- Please contact customer service for pricing Gateway Media Wall.

GATEWAY™ MEDIA WALL TABLES

HEIGHT ADJUSTABLE MEDIA WALL TABLES - VISTA TOP

— US ONLY —

Height Adjustable Table with Straight Media Wall:



Model Number	Table Dimensions	Media Wall Dimensions	Top Finish	Fabric Yrd	List Price	
					COM	KnollTextiles 1
42361/2VA	60"l x (26"-36")w x 27"-42"h	42"w x 72"h	Veneer	4	17,845	18,310
42361/5VA	60"l x (26"-36")w x 27"-42"h	42"w x 72"h	Laminate	4	16,775	17,240
42362/2VA	60"l x (27½"-42")w x 27"-42"h	48"w x 72"h	Veneer	6	18,660	19,350
42362/5VA	60"l x (27½"-42")w x 27"-42"h	48"w x 72"h	Laminate	6	17,525	18,215
42363/2VA	60"l x (32"-48")w x 27"-42"h	54"w x 72"h	Veneer	7½	19,475	20,335
42363/5VA	60"l x (32"-48")w x 27"-42"h	54"w x 72"h	Laminate	7½	18,285	19,145
42364/2VA	60"l x (32"-54")w x 27"-42"h	60"w x 72"h	Veneer	7½	20,325	21,185
42364/5VA	60"l x (32"-54")w x 27"-42"h	60"w x 72"h	Laminate	7½	19,070	19,930
42365/2VA	72"l x (26"-36")w x 27"-42"h	42"w x 72"h	Veneer	4	18,775	19,240
42365/5VA	72"l x (26"-36")w x 27"-42"h	42"w x 72"h	Laminate	4	17,630	18,095
42366/2VA	72"l x (27½"-42")w x 27"-42"h	48"w x 72"h	Veneer	6	19,590	20,280
42366/5VA	72"l x (27½"-42")w x 27"-42"h	48"w x 72"h	Laminate	6	18,395	19,080
42367/2VA	72"l x (32"-48")w x 27"-42"h	54"w x 72"h	Veneer	7½	20,440	21,300
42367/5VA	72"l x (32"-48")w x 27"-42"h	54"w x 72"h	Laminate	7½	19,180	20,040
42368/2VA	72"l x (32"-54")w x 27"-42"h	60"w x 72"h	Veneer	7½	21,345	22,205
42368/5VA	72"l x (32"-54")w x 27"-42"h	60"w x 72"h	Laminate	7½	20,020	20,880
42369/2VA	84"l x (26"-36")w x 27"-42"h	42"w x 72"h	Veneer	4	19,755	20,215
42369/5VA	84"l x (26"-36")w x 27"-42"h	42"w x 72"h	Laminate	4	18,550	19,015
42370/2VA	84"l x (27½"-42")w x 27"-42"h	48"w x 72"h	Veneer	6	20,610	21,295
42370/5VA	84"l x (27½"-42")w x 27"-42"h	48"w x 72"h	Laminate	6	19,355	20,040
42371/2VA	84"l x (32"-48")w x 27"-42"h	54"w x 72"h	Veneer	7½	21,520	22,385
42371/5VA	84"l x (32"-48")w x 27"-42"h	54"w x 72"h	Laminate	7½	20,190	21,050
42372/2VA	84"l x (32"-54")w x 27"-42"h	60"w x 72"h	Veneer	7½	22,470	23,335
42372/5VA	84"l x (32"-54")w x 27"-42"h	60"w x 72"h	Laminate	7½	21,085	21,945
42373/2VA	84"l x (32"-60")w x 27"-42"h	66"w x 72"h	Veneer	8	23,475	24,395
42373/5VA	84"l x (32"-60")w x 27"-42"h	66"w x 72"h	Laminate	8	22,010	22,930
42374/2VA	96"l x (27½"-42")w x 27"-42"h	48"w x 72"h	Veneer	6	21,700	22,390
42374/5VA	96"l x (27½"-42")w x 27"-42"h	48"w x 72"h	Laminate	6	20,360	21,050
42375/2VA	96"l x (32"-48")w x 27"-42"h	54"w x 72"h	Veneer	7½	22,665	23,530
42375/5VA	96"l x (32"-48")w x 27"-42"h	54"w x 72"h	Laminate	7½	21,260	22,120
42376/2VA	96"l x (32"-54")w x 27"-42"h	60"w x 72"h	Veneer	7½	23,675	24,535
42376/5VA	96"l x (32"-54")w x 27"-42"h	60"w x 72"h	Laminate	7½	22,200	23,060
42377/2VA	96"l x (32"-60")w x 27"-42"h	66"w x 72"h	Veneer	8	24,735	25,655
42377/5VA	96"l x (32"-60")w x 27"-42"h	66"w x 72"h	Laminate	8	23,185	24,105

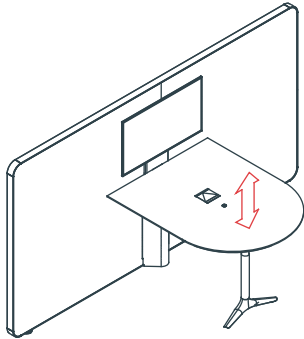
- 42" wide Gateway Media Wall accommodates a maximum monitor of 43".
- 48" wide Gateway Media Wall accommodates a maximum monitor of 46".
- 54" wide Gateway Media Wall accommodates a maximum monitor of 55".
- 60", 66" wide Gateway Media Wall accommodates a maximum monitor of 60".
- 72", 84", 96" wide Gateway Media Wall accommodates a maximum monitor of 65".
- Flat panel monitors and mounting brackets to be supplied by customer and are not included in above pricing.
- Connectivity devices are to be ordered separately and cost is not reflected in above pricing. Refer to page 145-157 for more information.
- COM yardage for 96" w x 63" h straight screen is 11-1/4" yards, for 96" w x 72" h straight screen is 13-1/4" yards.
- For veneer, plastic laminate or markerboard finish on Straight Media Wall, contact customer service for pricing.
- Please contact customer service for pricing Gateway Media Wall.

GATEWAY™ MEDIA WALL TABLES

HEIGHT ADJUSTABLE MEDIA WALL TABLES - D-END TOP

— US ONLY —

Height Adjustable Table with Straight Media Wall:



Model Number	Table Dimensions	Media Wall Dimensions	Top Finish	Fabric Yrd	List Price	
					COM	KnollTextiles 1
42361/2DA	60"l x 36"w x 27"-42"h	42"w x 72"h	Veneer	4	18,235	18,700
42361/5DA	60"l x 36"w x 27"-42"h	42"w x 72"h	Laminate	4	17,135	17,595
42362/2DA	60"l x 42"w x 27"-42"h	48"w x 72"h	Veneer	6	19,060	19,750
42362/5DA	60"l x 42"w x 27"-42"h	48"w x 72"h	Laminate	6	17,905	18,595
42363/2DA	60"l x 48"w x 27"-42"h	54"w x 72"h	Veneer	7½	19,895	20,755
42363/5DA	60"l x 48"w x 27"-42"h	54"w x 72"h	Laminate	7½	18,680	19,545
42364/2DA	60"l x 54"w x 27"-42"h	60"w x 72"h	Veneer	7½	20,770	21,630
42364/5DA	60"l x 54"w x 27"-42"h	60"w x 72"h	Laminate	7½	19,495	20,355
42365/2DA	72"l x 36"w x 27"-42"h	42"w x 72"h	Veneer	4	19,175	19,635
42365/5DA	72"l x 36"w x 27"-42"h	42"w x 72"h	Laminate	4	18,020	18,480
42366/2DA	72"l x 42"w x 27"-42"h	48"w x 72"h	Veneer	6	20,015	20,705
42366/5DA	72"l x 42"w x 27"-42"h	48"w x 72"h	Laminate	6	18,790	19,480
42367/2DA	72"l x 48"w x 27"-42"h	54"w x 72"h	Veneer	7½	20,890	21,755
42367/5DA	72"l x 48"w x 27"-42"h	54"w x 72"h	Laminate	7½	19,605	20,465
42368/2DA	72"l x 54"w x 27"-42"h	60"w x 72"h	Veneer	7½	21,815	22,675
42368/5DA	72"l x 54"w x 27"-42"h	60"w x 72"h	Laminate	7½	20,465	21,330
42369/2DA	84"l x 36"w x 27"-42"h	42"w x 72"h	Veneer	4	20,180	20,640
42369/5DA	84"l x 36"w x 27"-42"h	42"w x 72"h	Laminate	4	18,950	19,410
42370/2DA	84"l x 42"w x 27"-42"h	48"w x 72"h	Veneer	6	21,070	21,760
42370/5DA	84"l x 42"w x 27"-42"h	48"w x 72"h	Laminate	6	19,775	20,460
42371/2DA	84"l x 48"w x 27"-42"h	54"w x 72"h	Veneer	7½	21,995	22,855
42371/5DA	84"l x 48"w x 27"-42"h	54"w x 72"h	Laminate	7½	20,635	21,495
42372/2DA	84"l x 54"w x 27"-42"h	60"w x 72"h	Veneer	7½	22,975	23,835
42372/5DA	84"l x 54"w x 27"-42"h	60"w x 72"h	Laminate	7½	21,560	22,420
42373/2DA	84"l x 60"w x 27"-42"h	66"w x 72"h	Veneer	8	24,000	24,920
42373/5DA	84"l x 60"w x 27"-42"h	66"w x 72"h	Laminate	8	22,495	23,410
42374/2DA	96"l x 42"w x 27"-42"h	48"w x 72"h	Veneer	6	22,190	22,875
42374/5DA	96"l x 42"w x 27"-42"h	48"w x 72"h	Laminate	6	20,815	21,500
42375/2DA	96"l x 48"w x 27"-42"h	54"w x 72"h	Veneer	7½	23,175	24,035
42375/5DA	96"l x 48"w x 27"-42"h	54"w x 72"h	Laminate	7½	21,735	22,600
42376/2DA	96"l x 54"w x 27"-42"h	60"w x 72"h	Veneer	7½	24,210	25,070
42376/5DA	96"l x 54"w x 27"-42"h	60"w x 72"h	Laminate	7½	22,690	23,550
42377/2DA	96"l x 60"w x 27"-42"h	66"w x 72"h	Veneer	8	25,290	26,210
42377/5DA	96"l x 60"w x 27"-42"h	66"w x 72"h	Laminate	8	23,695	24,615

- 42" wide Gateway Media Wall accommodates a maximum monitor of 43".
- 48" wide Gateway Media Wall accommodates a maximum monitor of 46".
- 54" wide Gateway Media Wall accommodates a maximum monitor of 55".
- 60", 66" wide Gateway Media Wall accommodates a maximum monitor of 60".
- 72", 84", 96" wide Gateway Media Wall accommodates a maximum monitor of 65".
- Flat panel monitors and mounting brackets to be supplied by customer and are not included in above pricing.
- Connectivity devices are to be ordered separately and cost is not reflected in above pricing. Refer to page 145-157 for more information.
- COM yardage for 96" w x 63" h straight screen is 11¼ yards, for 96" w x 72" h straight screen is 13¼ yards.
- For veneer, plastic laminate or markerboard finish on Straight Media Wall, contact customer service for pricing.
- Please contact customer service for pricing Gateway Media Wall.

nienkämpfer

GATEWAY™

WALL MOUNTED TABLES



2026

GATEWAY™ WALL MOUNTED TABLES

FEATURES & OPTIONS

Design - busk + hertzog

Top Options:

Dimensions:

- Three table heights are standard to Gateway™ Wall Mounted Tables, 22" lounge height (for round & vista top only), 29" standard work height and 38" standing height (for vista, rectangle with soft corners & D end tops)
- Table depths: 36" to 60" which depend on shape of the top.
- Table lengths are available from 48" to 96"
- Standard top thickness is 1¼"

Top Shape:

- Standard top shapes are Vista, Round, Rectangle with soft corners & D End

Edges:

- 2" Taper edge is standard but Self edge also available.

Material / Finishes:

- Gateway™ table tops are available in all Nienkämper high quality veneers and finishes with grain lay up and options.
- All standard plastic laminates are also available.

Connectivity Options:

- Gateway™ Wall Mounted Tables are available with a range of single and multi-user connectivity devices to suit most technology and price point requirements. These include, M or N Series Forums and Simple Pop up Forums. The system can also be customized to suite customer specific equipment.
- Refer to page 145-157 for more information on connectivity with show me cables.
- Wire runs through Gateway™ base to floor or directly to wall mounted outlets.
- Wire management pan can be added for concealing cables to the wall mounted outlets.

Base Features & Options:

Dimensions:

- Gateway™ Wall Mounted Tables have a common base size of 24" & 34" wide. See page 50 for dimension of its interior clearance.

Finishes:

- Bases are standard with a mirror polished finish.
- Bases are available in all Nienkämper standard powder coat finishes.

Storage Base Options:

- Three different types of storage base are available (hinged door at end, hinged doors under table & hinged door at back) for Gateway™ Wall Mounted Tables.

Footrail Options:

- For 38"H wall mounted table, footrail with support post can be specified to replace our standard Gateway™ base.
- Three different options are available for selection (Footrail with Single Support Post, Footrail with Double Support Posts and Footrail with Single Support Post & Access Base).



Rendering of Gateway Wall Mounted Table with storage



GATEWAY™ WALL MOUNTED TABLES WIRING

Access hole in wall for monitor cables.
Monitor and wall mount by others.

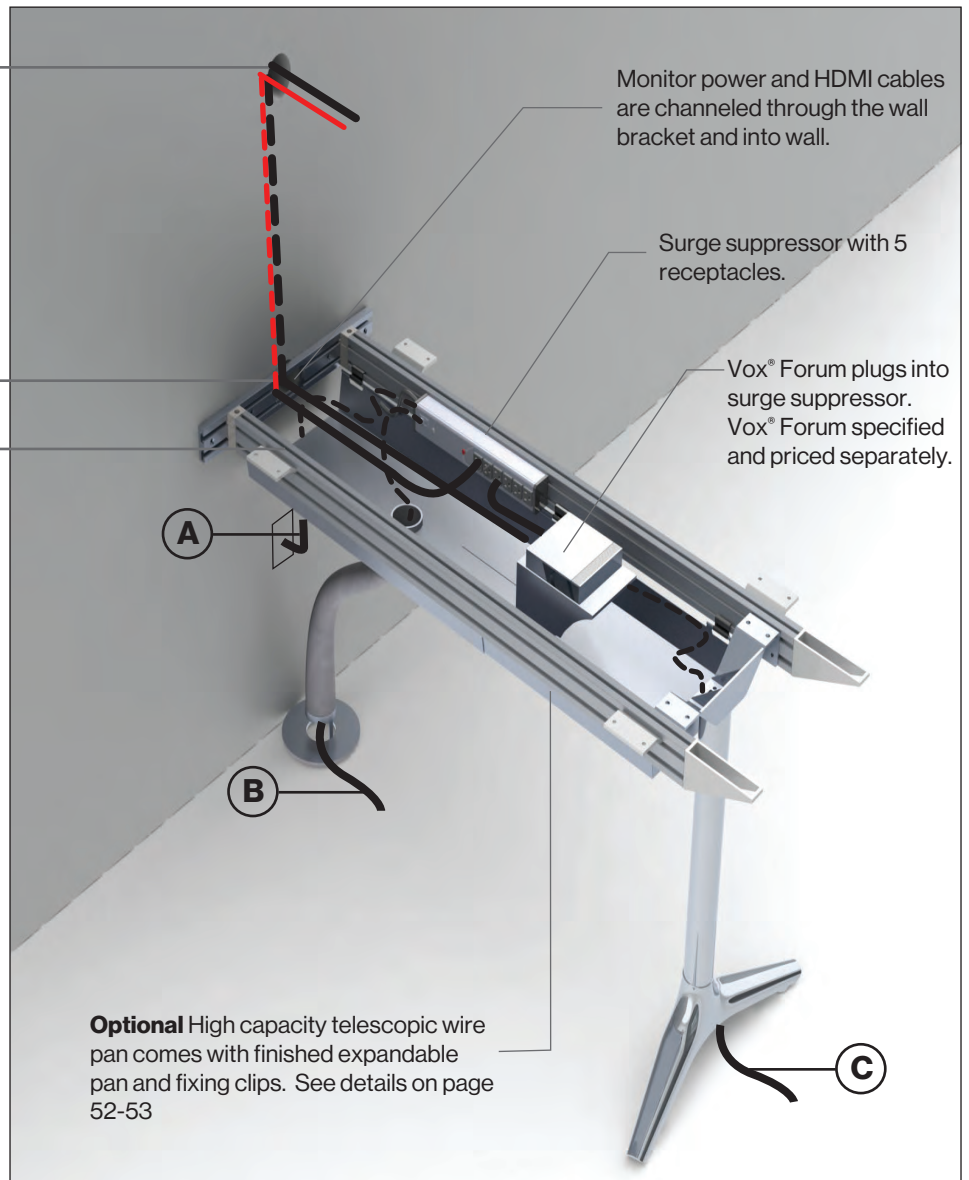
Exit hole in wall for monitor cables.
To install table simply mount wall fixing plate in place and clip stretcher rails and end base in place.

Cable Exit Options:

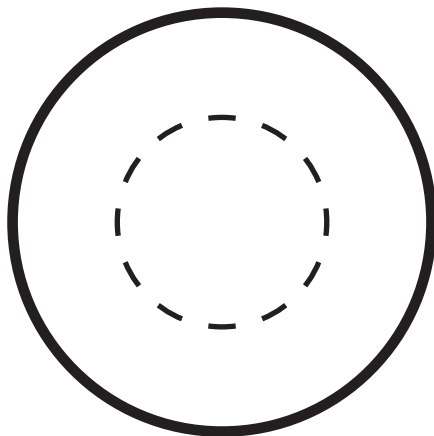
A) Table to wall: drape cord from bottom of table to wall outlet. Manage excess cable with included wire management clips.

B) Telescopic Wire Pan to floor: use high capacity cable conduit.

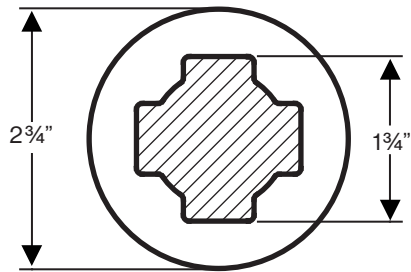
C) Table to Floor: pass wires through fixed standard base, high capacity base or standing height base to floor.



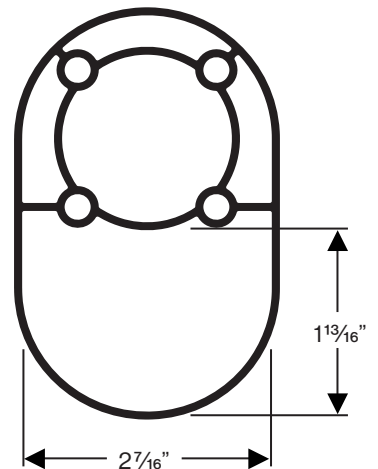
Optional High capacity telescopic wire pan comes with finished expandable pan and fixing clips. See details on page 52-53



Cable Conduit expands from 2" dia. to 4" dia. to accommodate large quantities of cable (not to scale)

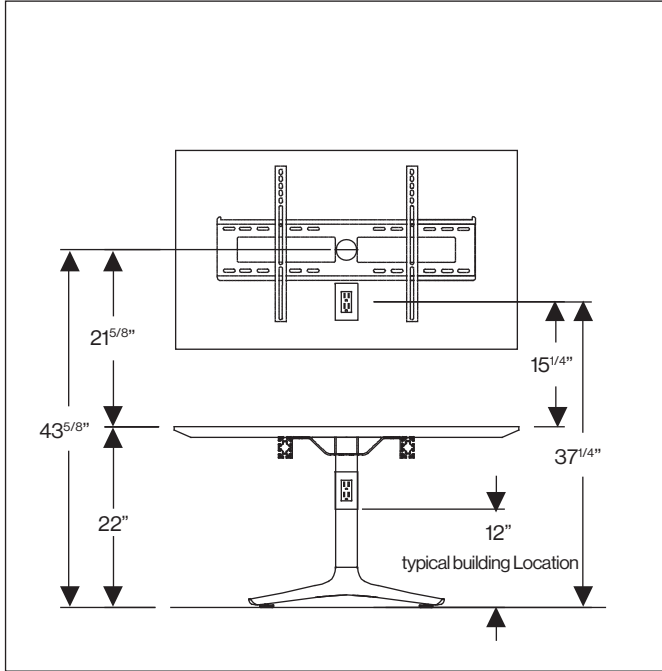


Cable access in standard base (not to scale)

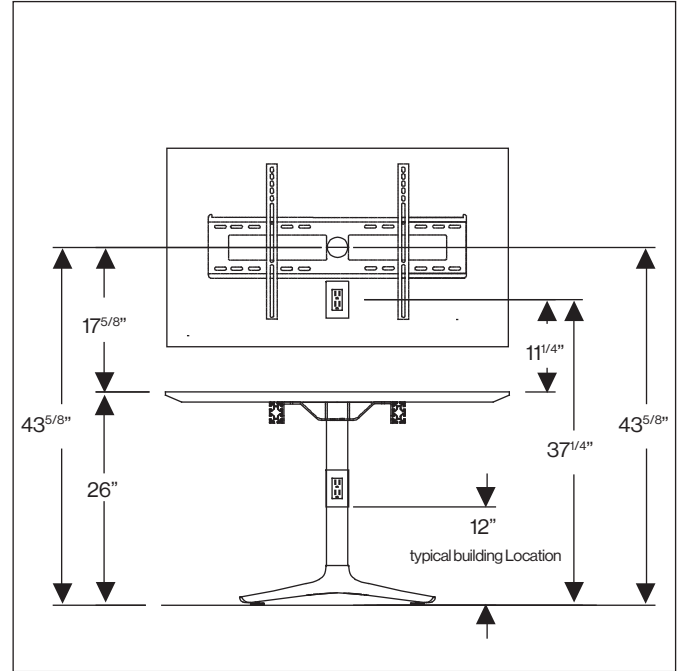


Large capacity post (not to scale)

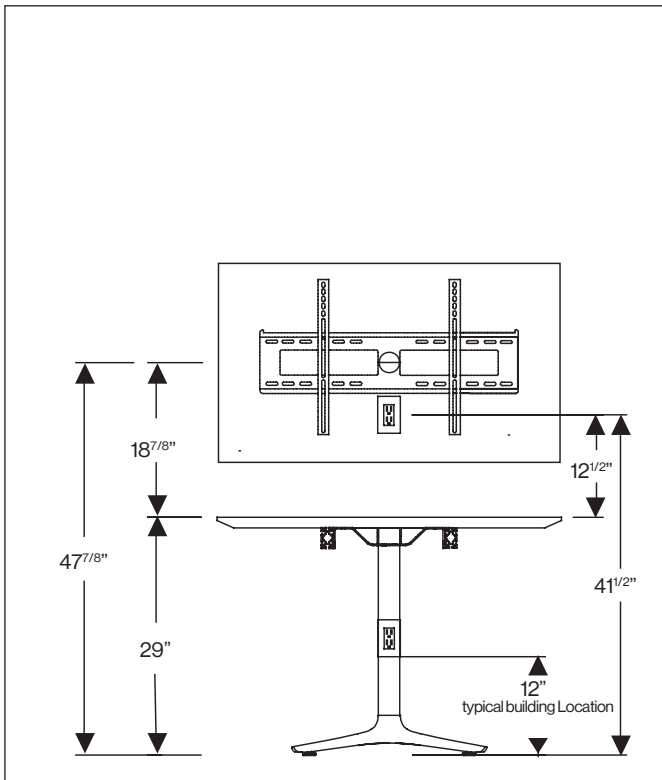
GATEWAY™ WALL MOUNTED TABLES WIRING



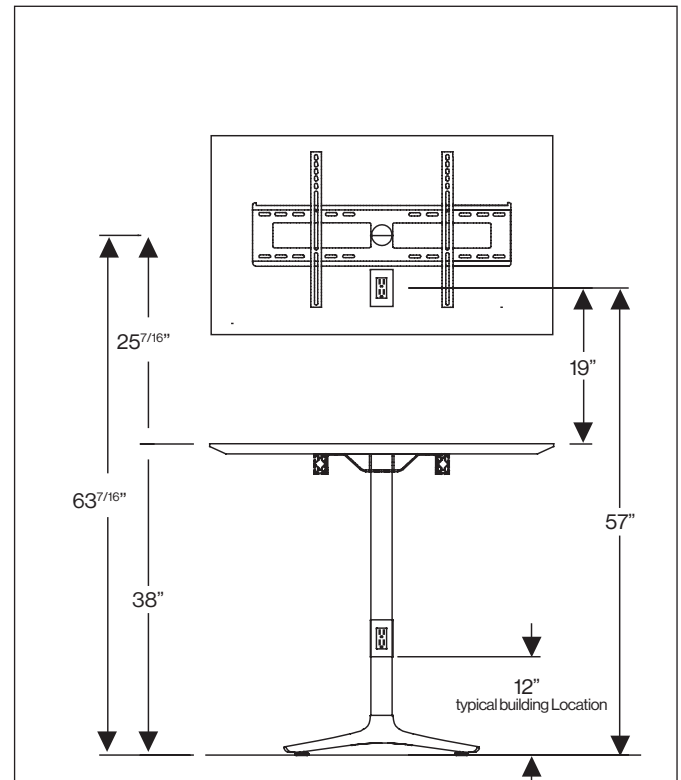
22" lounge height



26" relaxed work height
(special order, contact customer service for details)



29" standard working height



38" standard standing height

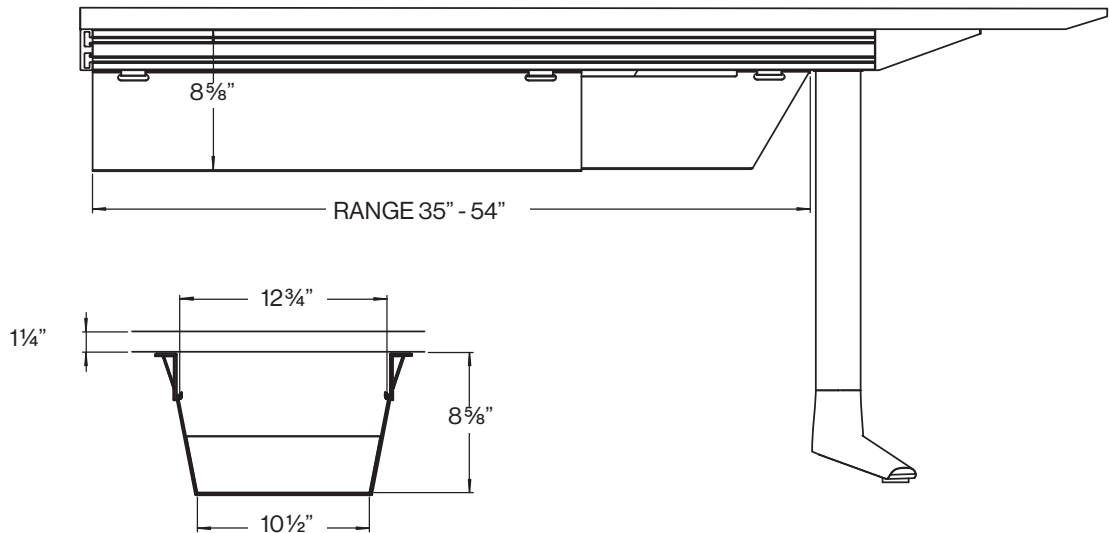
GATEWAY™ WALL MOUNTED TABLES

ADJUSTABLE WIRE PAN

The Adjustable Wire Pan is constructed of metal and has a durable silver powder coat finish. The pan mounts to either stretcher rails or directly to the bottom of the table and hinges open for easy access.

The depth accommodates all Vox Forums as well as Extron Cable Cubbies.

Cables can exit at the back of the pan, through any fixed Gateway leg or for large amounts of cable, through the compatible Cable conduit (purchased separately).



Vox® Expandable Cable Conduit



Expandable Cable Conduit for Standard Height

55024-B	Black	1,225
55024-S	Silver	1,225
55024-C	Clear	1,225

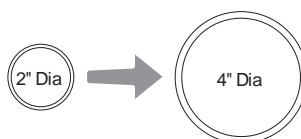
Expandable Cable Conduit for Standing Height

55024-BXL	Black	1,300
55024-SXL	Silver	1,300
55024-CXL	Clear	1,300

Note: Expandable Cable Conduit for height adjustable tables are 42" long.

The Vox® Expandable Cable Conduit is made of woven, flexible plastic wire. Its unique properties allow it to expand and contract to allow for different cable capacities.

- A "U" bracket at the top attaches to the support rail.
- An 8" diameter counter weight is incorporated at the base which can be positioned to accommodate core drills or receptacle positions. Inside hole diameter is 3 1/2".
- Cable capacity range is from two inches to four inches.
- Shipped with extra length, the Vox expandable cable conduit can easily be shortened on site if required.



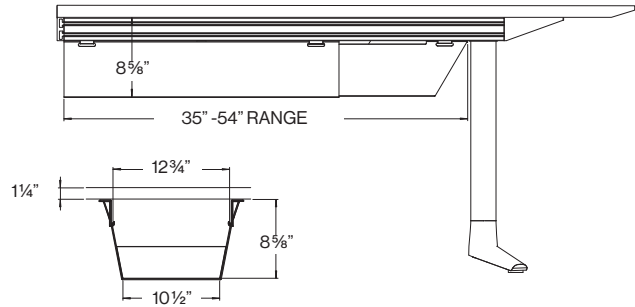
GATEWAY™ WIRE MANAGEMENT WIRE MANAGEMENT PAN

Wire Management Pan for Wall Mounted Gateway™ Table

Wire management pan can conceal all cables and wiring coming out from our Forum or Grommet to wall mounted outlets.

The pan is painted with silver powder coat paint finish (PC-01)

Model #	Description	List Price
55050	Expandable Wire Management Pan For Wall Mounted Table	\$870



Wire management pan for wall mounted tables.

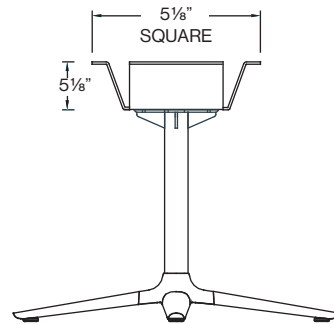
Wire Management Pan for Round or Square Shape Gateway™ Table

For Round or Square Shape Gateway stand alone table with Forum, a wire management pan is required.

Model #	Description	List Price
55053	Wire Management Pan For Round or Square Table	\$350




The pan is painted with silver powder coat finish (PC-01)




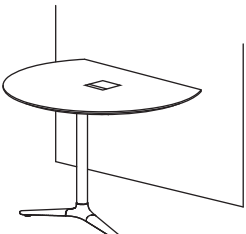
Wire management pan for 29" h table

GATEWAY™ WALL MOUNTED TABLES

WALL MOUNTED TABLES - ROUND TOP

	Model Number	Table Dimensions	Top Finish	List Price
Wall Mounted Table: 22" Lounge Height 	42380/2	36"dia x 22"h	Veneer	4,690
	42380/5	36"dia x 22"h	Laminate	4,000
	42381/2	42"dia x 22"h	Veneer	4,985
	42381/5	42"dia x 22"h	Laminate	4,245
	42221/2	48"dia x 22"h	Veneer	5,305
	42221/5	48"dia x 22"h	Laminate	4,510
	42222/2	60"dia x 22"h	Veneer	6,460
	42222/5	60"dia x 22"h	Laminate	5,515

Wall Mounted Table: 29" Standard Work Height 	42382/2	36"dia x 29"h	Veneer	4,930
	42382/5	36"dia x 29"h	Laminate	4,210
	42383/2	42"dia x 29"h	Veneer	5,250
	42383/5	42"dia x 29"h	Laminate	4,465
	42223/2	48"dia x 29"h	Veneer	5,580
	42223/5	48"dia x 29"h	Laminate	4,740
	42224/2	60"dia x 29"h	Veneer	6,795
	42224/5	60"dia x 29"h	Laminate	5,805

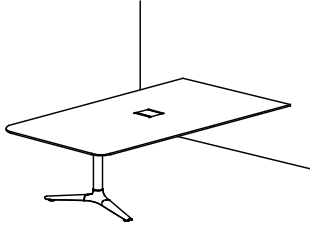
Wall Mounted Table: 38" Standing Height 	42384/2	36"dia x 38"h	Veneer	5,180
	42384/5	36"dia x 38"h	Laminate	4,425
	42385/2	42"dia x 38"h	Veneer	5,510
	42385/5	42"dia x 38"h	Laminate	4,690
	42225/2	48"dia x 38"h	Veneer	5,865
	42225/5	48"dia x 38"h	Laminate	4,980
	42226/2	60"dia x 38"h	Veneer	7,140
	42226/5	60"dia x 38"h	Laminate	6,105

- Connectivity devices are to be ordered separately and cost is not reflected in above pricing. Refer to page 145-157 for more information.
- Flat panel monitors and mounting brackets to be supplied by customer and are not included in above pricing.

GATEWAY™ WALL MOUNTED TABLES

WALL MOUNTED TABLES - RECTANGLE TOP WITH SOFT CORNERS

**Wall Mounted Table:
29" Standard Work Height**



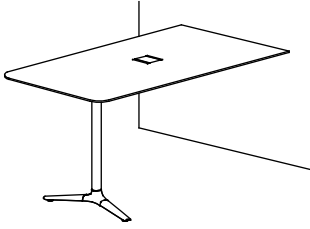
Model Number	Table Dimensions	Top Finish	List Price
42251/2S29	60"l x 36"d x 29"h	Veneer	5,385
42251/5S29	60"l x 36"d x 29"h	Laminate	4,585
42252/2S29	60"l x 42"d x 29"h	Veneer	5,720
42252/5S29	60"l x 42"d x 29"h	Laminate	4,885
42253/2S29	60"l x 48"d x 29"h	Veneer	6,080
42253/5S29	60"l x 48"d x 29"h	Laminate	5,180
42254/2S29	60"l x 54"d x 29"h	Veneer	6,495
42254/5S29	60"l x 54"d x 29"h	Laminate	5,535
42255/2S29	72"l x 36"d x 29"h	Veneer	5,980
42255/5S29	72"l x 36"d x 29"h	Laminate	5,095
42256/2S29	72"l x 42"d x 29"h	Veneer	6,355
42256/5S29	72"l x 42"d x 29"h	Laminate	5,415
42257/2S29	72"l x 48"d x 29"h	Veneer	6,760
42257/5S29	72"l x 48"d x 29"h	Laminate	5,755
42258/2S29	72"l x 54"d x 29"h	Veneer	7,140
42258/5S29	72"l x 54"d x 29"h	Laminate	6,085
42259/2S29	72"l x 60"d x 29"h	Veneer	7,575
42259/5S29	72"l x 60"d x 29"h	Laminate	6,445
42260/2S29	84"l x 36"d x 29"h	Veneer	6,390
42260/5S29	84"l x 36"d x 29"h	Laminate	5,445
42261/2S29	84"l x 42"d x 29"h	Veneer	6,790
42261/5S29	84"l x 42"d x 29"h	Laminate	5,790
42262/2S29	84"l x 48"d x 29"h	Veneer	7,220
42262/5S29	84"l x 48"d x 29"h	Laminate	6,150
42263/2S29	84"l x 54"d x 29"h	Veneer	7,715
42263/5S29	84"l x 54"d x 29"h	Laminate	6,570
42264/2S29	84"l x 60"d x 29"h	Veneer	8,185
42264/5S29	84"l x 60"d x 29"h	Laminate	6,975
42265/2S29	96"l x 42"d x 29"h	Veneer	7,205
42265/5S29	96"l x 42"d x 29"h	Laminate	6,135
42266/2S29	96"l x 48"d x 29"h	Veneer	7,645
42266/5S29	96"l x 48"d x 29"h	Laminate	6,525
42267/2S29	96"l x 54"d x 29"h	Veneer	8,185
42267/5S29	96"l x 54"d x 29"h	Laminate	6,975
42268/2S29	96"l x 60"d x 29"h	Veneer	8,670
42268/5S29	96"l x 60"d x 29"h	Laminate	7,385

- Connectivity devices are to be ordered separately and cost is not reflected in above pricing. Refer to page 145-157 for more information.
- Flat panel monitors and mounting brackets to be supplied by customer and are not included in above pricing.

GATEWAY™ WALL MOUNTED TABLES

WALL MOUNTED TABLES - RECTANGLE TOP WITH SOFT CORNERS

Wall Mounted Table:
38" Standing Height




Model Number	Table Dimensions	Top Finish	List Price
42269/2S38	60"l x 36"d x 38"h	Veneer	5,655
42269/5S38	60"l x 36"d x 38"h	Laminate	4,820
42270/2S38	60"l x 42"d x 38"h	Veneer	6,010
42270/5S38	60"l x 42"d x 38"h	Laminate	5,125
42271/2S38	60"l x 48"d x 38"h	Veneer	6,385
42271/5S38	60"l x 48"d x 38"h	Laminate	5,445
42272/2S38	60"l x 54"d x 38"h	Veneer	6,810
42272/5S38	60"l x 54"d x 38"h	Laminate	5,815
42273/2S38	72"l x 36"d x 38"h	Veneer	6,280
42273/5S38	72"l x 36"d x 38"h	Laminate	5,350
42274/2S38	72"l x 42"d x 38"h	Veneer	6,670
42274/5S38	72"l x 42"d x 38"h	Laminate	5,695
42275/2S38	72"l x 48"d x 38"h	Veneer	7,095
42275/5S38	72"l x 48"d x 38"h	Laminate	6,040
42276/2S38	72"l x 54"d x 38"h	Veneer	7,495
42276/5S38	72"l x 54"d x 38"h	Laminate	6,390
42277/2S38	72"l x 60"d x 38"h	Veneer	7,955
42277/5S38	72"l x 60"d x 38"h	Laminate	6,775
42278/2S38	84"l x 36"d x 38"h	Veneer	6,710
42278/5S38	84"l x 36"d x 38"h	Laminate	5,720
42279/2S38	84"l x 42"d x 38"h	Veneer	7,135
42279/5S38	84"l x 42"d x 38"h	Laminate	6,085
42280/2S38	84"l x 48"d x 38"h	Veneer	7,585
42280/5S38	84"l x 48"d x 38"h	Laminate	6,450
42281/2S38	84"l x 54"d x 38"h	Veneer	8,105
42281/5S38	84"l x 54"d x 38"h	Laminate	6,905
42282/2S38	84"l x 60"d x 38"h	Veneer	8,595
42282/5S38	84"l x 60"d x 38"h	Laminate	7,325
42283/2S38	96"l x 42"d x 38"h	Veneer	7,570
42283/5S38	96"l x 42"d x 38"h	Laminate	6,440
42284/2S38	96"l x 48"d x 38"h	Veneer	8,030
42284/5S38	96"l x 48"d x 38"h	Laminate	6,850
42285/2S38	96"l x 54"d x 38"h	Veneer	8,595
42285/5S38	96"l x 54"d x 38"h	Laminate	7,325
42286/2S38	96"l x 60"d x 38"h	Veneer	9,105
42286/5S38	96"l x 60"d x 38"h	Laminate	7,755

- Connectivity devices are to be ordered separately and cost is not reflected in above pricing. Refer to page 145-157 for more information.
- Flat panel monitors and mounting brackets to be supplied by customer and are not included in above pricing.

GATEWAY™ WALL MOUNTED TABLES

WALL MOUNTED TABLES - VISTA TOP

Wall Mounted Table: 22" Lounge Height



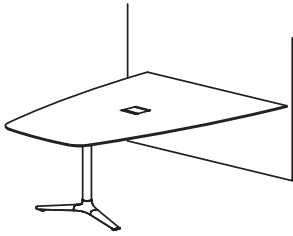
Model Number	Table Dimensions	Top Finish	List Price
42390/2V22	60"l x (26"-36")w x 22"h	Veneer	5,250
42390/5V22	60"l x (26"-36")w x 22"h	Laminate	4,475
42391/2V22	60"l x (27½"-42")w x 22"h	Veneer	5,580
42391/5V22	60"l x (27½"-42")w x 22"h	Laminate	4,765
42392/2V22	60"l x (32"-48")w x 22"h	Veneer	5,930
42392/5V22	60"l x (32"-48")w x 22"h	Laminate	5,055
42393/2V22	60"l x (32"-54")w x 22"h	Veneer	6,325
42393/5V22	60"l x (32"-54")w x 22"h	Laminate	5,395
42394/2V22	72"l x (26"-36")w x 22"h	Veneer	5,825
42394/5V22	72"l x (26"-36")w x 22"h	Laminate	4,965
42395/2V22	72"l x (27½"-42")w x 22"h	Veneer	6,195
42395/5V22	72"l x (27½"-42")w x 22"h	Laminate	5,280
42396/2V22	72"l x (32"-48")w x 22"h	Veneer	6,580
42396/5V22	72"l x (32"-48")w x 22"h	Laminate	5,600
42397/2V22	72"l x (32"-54")w x 22"h	Veneer	6,970
42397/5V22	72"l x (32"-54")w x 22"h	Laminate	5,935
42398/2V22	84"l x (26"-36")w x 22"h	Veneer	6,230
42398/5V22	84"l x (26"-36")w x 22"h	Laminate	5,310
42399/2V22	84"l x (27½"-42")w x 22"h	Veneer	6,630
42399/5V22	84"l x (27½"-42")w x 22"h	Laminate	5,645
42400/2V22	84"l x (32"-48")w x 22"h	Veneer	7,025
42400/5V22	84"l x (32"-48")w x 22"h	Laminate	5,995
42401/2V22	84"l x (32"-54")w x 22"h	Veneer	7,515
42401/5V22	84"l x (32"-54")w x 22"h	Laminate	6,415
42402/2V22	84"l x (32"-60")w x 22"h	Veneer	7,975
42402/5V22	84"l x (32"-60")w x 22"h	Laminate	6,790
42403/2V22	96"l x (27½"-42")w x 22"h	Veneer	7,015
42403/5V22	96"l x (27½"-42")w x 22"h	Laminate	5,980
42404/2V22	96"l x (32"-48")w x 22"h	Veneer	7,455
42404/5V22	96"l x (32"-48")w x 22"h	Laminate	6,350
42405/2V22	96"l x (32"-54")w x 22"h	Veneer	7,975
42405/5V22	96"l x (32"-54")w x 22"h	Laminate	6,790
42406/2V22	96"l x (32"-60")w x 22"h	Veneer	8,450
42406/5V22	96"l x (32"-60")w x 22"-h	Laminate	7,205

- Connectivity devices are to be ordered separately and cost is not reflected in above pricing. Refer to page 145-157 for more information.
- Flat panel monitors and mounting brackets to be supplied by customer and are not included in above pricing.

GATEWAY™ WALL MOUNTED TABLES

WALL MOUNTED TABLES - VISTA TOP

Wall Mounted Table: 29" Standard Work Height

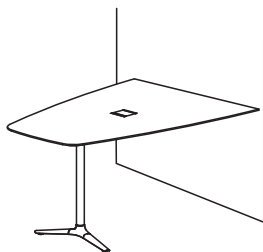


Model Number	Table Dimensions	Top Finish	List Price
42390/2V29	60"l x (26"-36")w x 29"h	Veneer	5,525
42390/5V29	60"l x (26"-36")w x 29"h	Laminate	4,705
42391/2V29	60"l x (27½"-42")w x 29"h	Veneer	5,870
42391/5V29	60"l x (27½"-42")w x 29"h	Laminate	5,005
42392/2V29	60"l x (32"-48")w x 29"h	Veneer	6,235
42392/5V29	60"l x (32"-48")w x 29"h	Laminate	5,315
42393/2V29	60"l x (32"-54")w x 29"h	Veneer	6,655
42393/5V29	60"l x (32"-54")w x 29"h	Laminate	5,680
42394/2V29	72"l x (26"-36")w x 29"h	Veneer	6,130
42394/5V29	72"l x (26"-36")w x 29"h	Laminate	5,225
42395/2V29	72"l x (27½"-42")w x 29"h	Veneer	6,525
42395/5V29	72"l x (27½"-42")w x 29"h	Laminate	5,550
42396/2V29	72"l x (32"-48")w x 29"h	Veneer	6,920
42396/5V29	72"l x (32"-48")w x 29"h	Laminate	5,900
42397/2V29	72"l x (32"-54")w x 29"h	Veneer	7,330
42397/5V29	72"l x (32"-54")w x 29"h	Laminate	6,240
42398/2V29	84"l x (26"-36")w x 29"h	Veneer	6,555
42398/5V29	84"l x (26"-36")w x 29"h	Laminate	5,585
42399/2V29	84"l x (27½"-42")w x 29"h	Veneer	6,975
42399/5V29	84"l x (27½"-42")w x 29"h	Laminate	5,940
42400/2V29	84"l x (32"-48")w x 29"h	Veneer	7,400
42400/5V29	84"l x (32"-48")w x 29"h	Laminate	6,310
42401/2V29	84"l x (32"-54")w x 29"h	Veneer	7,910
42401/5V29	84"l x (32"-54")w x 29"h	Laminate	6,750
42402/2V29	84"l x (32"-60")w x 29"h	Veneer	8,390
42402/5V29	84"l x (32"-60")w x 29"h	Laminate	7,140
42403/2V29	96"l x (27½"-42")w x 29"h	Veneer	7,380
42403/5V29	96"l x (27½"-42")w x 29"h	Laminate	6,295
42404/2V29	96"l x (32"-48")w x 29"h	Veneer	7,845
42404/5V29	96"l x (32"-48")w x 29"h	Laminate	6,675
42405/2V29	96"l x (32"-54")w x 29"h	Veneer	8,390
42405/5V29	96"l x (32"-54")w x 29"h	Laminate	7,140
42406/2V29	96"l x (32"-60")w x 29"h	Veneer	8,890
42406/5V29	96"l x (32"-60")w x 29"-h	Laminate	7,580

- Connectivity devices are to be ordered separately and cost is not reflected in above pricing. Refer to page 145-157 for more information.
- Flat panel monitors and mounting brackets to be supplied by customer and are not included in above pricing.

GATEWAY™ WALL MOUNTED TABLES WALL MOUNTED TABLES - VISTA TOP

Wall Mounted Table: 38" Standing Height



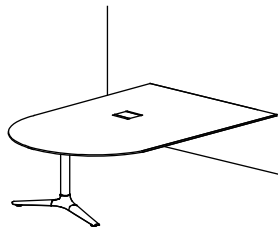
Model Number	Table Dimensions	Top Finish	List Price
42390/2V38	60"l x (26"-36")w x 38"h	Veneer	5,795
42390/5V38	60"l x (26"-36")w x 38"h	Laminate	4,945
42391/2V38	60"l x (27½"-42")w x 38"h	Veneer	6,160
42391/5V38	60"l x (27½"-42")w x 38"h	Laminate	5,260
42392/2V38	60"l x (32"-48")w x 38"h	Veneer	6,550
42392/5V38	60"l x (32"-48")w x 38"h	Laminate	5,585
42393/2V38	60"l x (32"-54")w x 38"h	Veneer	6,995
42393/5V38	60"l x (32"-54")w x 38"h	Laminate	5,965
42394/2V38	72"l x (26"-36")w x 38"h	Veneer	6,440
42394/5V38	72"l x (26"-36")w x 38"h	Laminate	5,495
42395/2V38	72"l x (27½"-42")w x 38"h	Veneer	6,850
42395/5V38	72"l x (27½"-42")w x 38"h	Laminate	5,830
42396/2V38	72"l x (32"-48")w x 38"h	Veneer	7,270
42396/5V38	72"l x (32"-48")w x 38"h	Laminate	6,195
42397/2V38	72"l x (32"-54")w x 38"h	Veneer	7,690
42397/5V38	72"l x (32"-54")w x 38"h	Laminate	6,555
42398/2V38	84"l x (26"-36")w x 38"h	Veneer	6,880
42398/5V38	84"l x (26"-36")w x 38"h	Laminate	5,870
42399/2V38	84"l x (27½"-42")w x 38"h	Veneer	7,325
42399/5V38	84"l x (27½"-42")w x 38"h	Laminate	6,240
42400/2V38	84"l x (32"-48")w x 38"h	Veneer	7,780
42400/5V38	84"l x (32"-48")w x 38"h	Laminate	6,615
42401/2V38	84"l x (32"-54")w x 38"h	Veneer	8,315
42401/5V38	84"l x (32"-54")w x 38"h	Laminate	7,085
42402/2V38	84"l x (32"-60")w x 38"h	Veneer	8,815
42402/5V38	84"l x (32"-60")w x 38"h	Laminate	7,500
42403/2V38	96"l x (27½"-42")w x 38"h	Veneer	7,755
42403/5V38	96"l x (27½"-42")w x 38"h	Laminate	6,600
42404/2V38	96"l x (32"-48")w x 38"h	Veneer	8,240
42404/5V38	96"l x (32"-48")w x 38"h	Laminate	7,015
42405/2V38	96"l x (32"-54")w x 38"h	Veneer	8,815
42405/5V38	96"l x (32"-54")w x 38"h	Laminate	7,500
42406/2V38	96"l x (32"-60")w x 38"h	Veneer	9,335
42406/5V38	96"l x (32"-60")w x 38"-h	Laminate	7,955

Connectivity devices are to be ordered separately and cost is not reflected in above pricing. Refer to page 145-157 for more information. Flat panel monitors and mounting brackets to be supplied by customer and are not included in above pricing.

GATEWAY™ WALL MOUNTED TABLES

WALL MOUNTED TABLES - D END TOP

Wall Mounted Table: 29" Standard Work Height



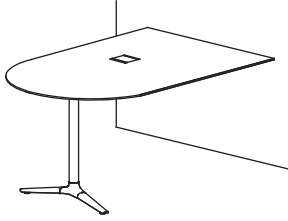
Model Number	Table Dimensions	Top Finish	List Price
42292/2D29	60"l x 36"d x 29"h	Veneer	5,710
42292/5D29	60"l x 36"d x 29"h	Laminate	4,865
42293/2D29	60"l x 42"d x 29"h	Veneer	6,065
42293/5D29	60"l x 42"d x 29"h	Laminate	5,170
42294/2D29	60"l x 48"d x 29"h	Veneer	6,445
42294/5D29	60"l x 48"d x 29"h	Laminate	5,500
42295/2D29	60"l x 54"d x 29"h	Veneer	6,885
42295/5D29	60"l x 54"d x 29"h	Laminate	5,870
42296/2D29	72"l x 36"d x 29"h	Veneer	6,345
42296/5D29	72"l x 36"d x 29"h	Laminate	5,400
42297/2D29	72"l x 42"d x 29"h	Veneer	6,745
42297/5D29	72"l x 42"d x 29"h	Laminate	5,745
42298/2D29	72"l x 48"d x 29"h	Veneer	7,160
42298/5D29	72"l x 48"d x 29"h	Laminate	6,110
42299/2D29	72"l x 54"d x 29"h	Veneer	7,580
42299/5D29	72"l x 54"d x 29"h	Laminate	6,450
42300/2D29	72"l x 60"d x 29"h	Veneer	8,025
42300/5D29	72"l x 60"d x 29"h	Laminate	6,835
42301/2D29	84"l x 36"d x 29"h	Veneer	6,780
42301/5D29	84"l x 36"d x 29"h	Laminate	5,775
42302/2D29	84"l x 42"d x 29"h	Veneer	7,205
42302/5D29	84"l x 42"d x 29"h	Laminate	6,140
42303/2D29	84"l x 48"d x 29"h	Veneer	7,655
42303/5D29	84"l x 48"d x 29"h	Laminate	6,525
42304/2D29	84"l x 54"d x 29"h	Veneer	8,185
42304/5D29	84"l x 54"d x 29"h	Laminate	6,975
42305/2D29	84"l x 60"d x 29"h	Veneer	8,675
42305/5D29	84"l x 60"d x 29"h	Laminate	7,385
42306/2D29	96"l x 42"d x 29"h	Veneer	7,630
42306/5D29	96"l x 42"d x 29"h	Laminate	6,505
42307/2D29	96"l x 48"d x 29"h	Veneer	8,110
42307/5D29	96"l x 48"d x 29"h	Laminate	6,910
42308/2D29	96"l x 54"d x 29"h	Veneer	8,675
42308/5D29	96"l x 54"d x 29"h	Laminate	7,385
42309/2D29	96"l x 60"d x 29"h	Veneer	9,190
42309/5D29	96"l x 60"d x 29"h	Laminate	7,830

- Connectivity devices are to be ordered separately and cost is not reflected in above pricing. Refer to page 145-157 for more information.
- Flat panel monitors and mounting brackets to be supplied by customer and are not included in above pricing.

GATEWAY™ WALL MOUNTED TABLES

WALL MOUNTED TABLES - D END TOP

Wall Mounted Table: 38" Standing Height



Model Number	Table Dimensions	Top Finish	List Price
42312/2D38	60"l x 36"d x 38"h	Veneer	6,000
42312/5D38	60"l x 36"d x 38"h	Laminate	5,115
42313/2D38	60"l x 42"d x 38"h	Veneer	6,370
42313/5D38	60"l x 42"d x 38"h	Laminate	5,425
42314/2D38	60"l x 48"d x 38"h	Veneer	6,775
42314/5D38	60"l x 48"d x 38"h	Laminate	5,775
42315/2D38	60"l x 54"d x 38"h	Veneer	7,230
42315/5D38	60"l x 54"d x 38"h	Laminate	6,165
42316/2D38	72"l x 36"d x 38"h	Veneer	6,660
42316/5D38	72"l x 36"d x 38"h	Laminate	5,680
42317/2D38	72"l x 42"d x 38"h	Veneer	7,080
42317/5D38	72"l x 42"d x 38"h	Laminate	6,035
42318/2D38	72"l x 48"d x 38"h	Veneer	7,515
42318/5D38	72"l x 48"d x 38"h	Laminate	6,405
42319/2D38	72"l x 54"d x 38"h	Veneer	7,955
42319/5D38	72"l x 54"d x 38"h	Laminate	6,780
42320/2D38	72"l x 60"d x 38"h	Veneer	8,435
42320/5D38	72"l x 60"d x 38"h	Laminate	7,180
42321/2D38	84"l x 36"d x 38"h	Veneer	7,120
42321/5D38	84"l x 36"d x 38"h	Laminate	6,065
42322/2D38	84"l x 42"d x 38"h	Veneer	7,575
42322/5D38	84"l x 42"d x 38"h	Laminate	6,450
42323/2D38	84"l x 48"d x 38"h	Veneer	8,040
42323/5D38	84"l x 48"d x 38"h	Laminate	6,850
42324/2D38	84"l x 54"d x 38"h	Veneer	8,595
42324/5D38	84"l x 54"d x 38"h	Laminate	7,330
42325/2D38	84"l x 60"d x 38"h	Veneer	9,110
42325/5D38	84"l x 60"d x 38"h	Laminate	7,760
42326/2D38	96"l x 42"d x 38"h	Veneer	8,020
42326/5D38	96"l x 42"d x 38"h	Laminate	6,825
42327/2D38	96"l x 48"d x 38"h	Veneer	8,515
42327/5D38	96"l x 48"d x 38"h	Laminate	7,255
42328/2D38	96"l x 54"d x 38"h	Veneer	9,110
42328/5D38	96"l x 54"d x 38"h	Laminate	7,760
42329/2D38	96"l x 60"d x 38"h	Veneer	9,660
42329/5D38	96"l x 60"d x 38"h	Laminate	8,225

- Connectivity devices are to be ordered separately and cost is not reflected in above pricing. Refer to page 145-157 for more information.
- Flat panel monitors and mounting brackets to be supplied by customer and are not included in above pricing.

nienkämpfer

GATEWAY™ EDGE

WALL MOUNTED TABLES



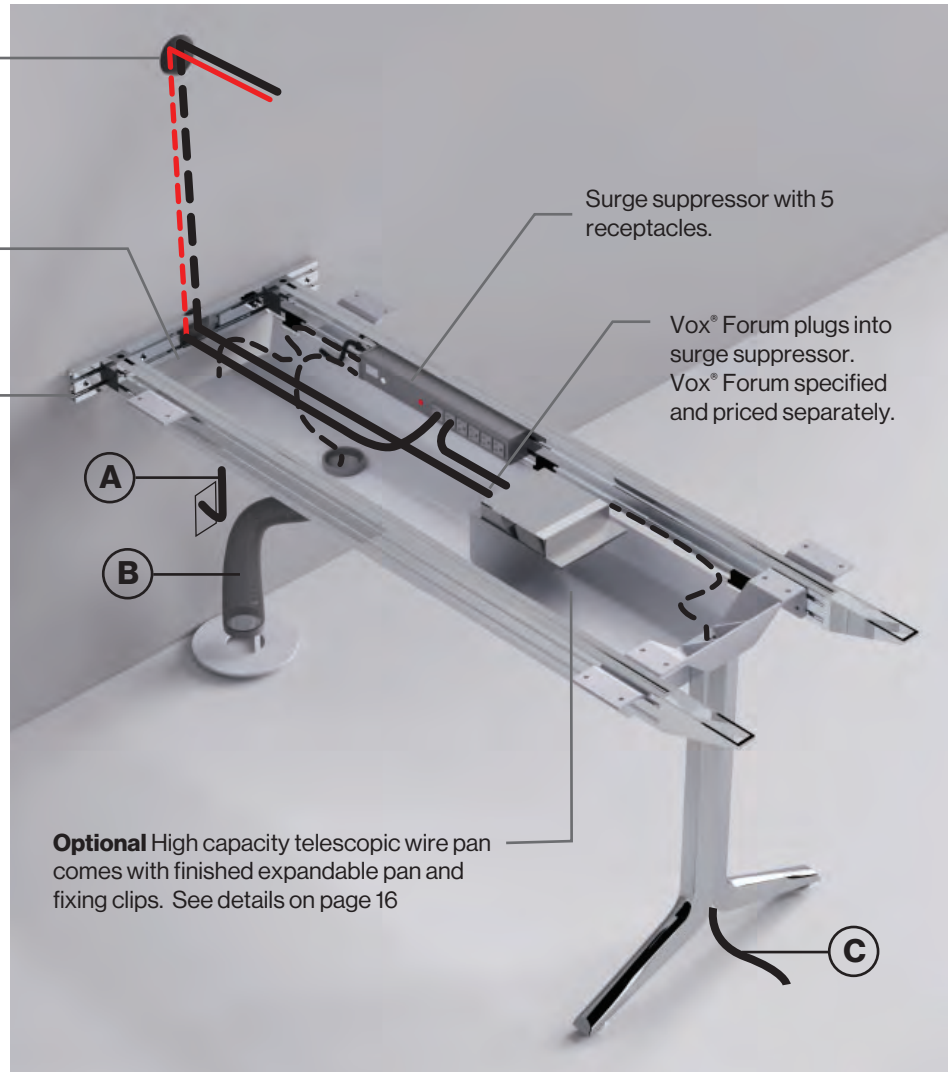
2026

GATEWAY™ WALL MOUNTED TABLES WIRING

Access hole in wall for monitor cables.
Monitor and wall mount by others.

Exit hole in wall for monitor cables.

To install table simply mount wall fixing plate in place and clip stretcher rails and end base in place.



Surge suppressor with 5 receptacles.

Vox® Forum plugs into surge suppressor.
Vox® Forum specified and priced separately.

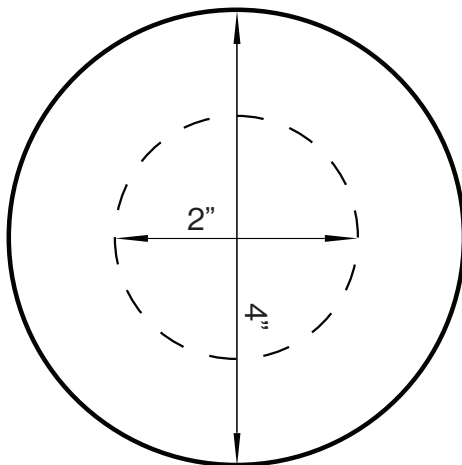
Optional High capacity telescopic wire pan comes with finished expandable pan and fixing clips. See details on page 16

Cable Exit Options:

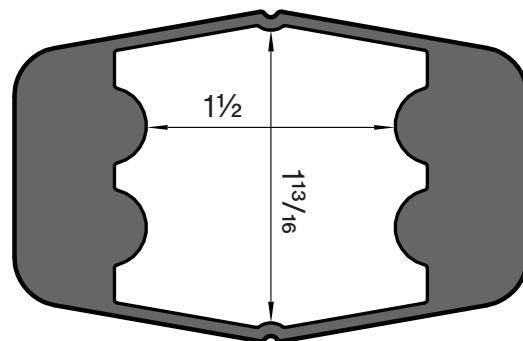
A) Table to wall: drape cord from bottom of table to wall outlet. Manage excess cable with included wire management clips.

B) Telescopic Wire Pan to floor: use high capacity cable conduit.

C) Table to Floor: pass wires through fixed standard base, high capacity base or standing height base to floor.



Expandable Cable Conduit Internal Clearance
(not to scale)



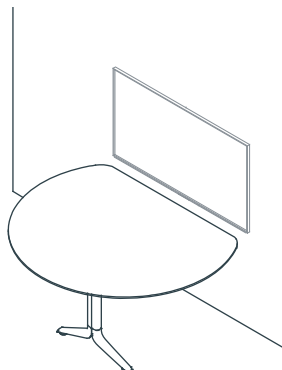
Gateway Edge Base Internal Clearance
(not to scale)

GATEWAY™ EDGE WALL MOUNTED TABLES

WALL MOUNTED TABLES - ROUND TOP

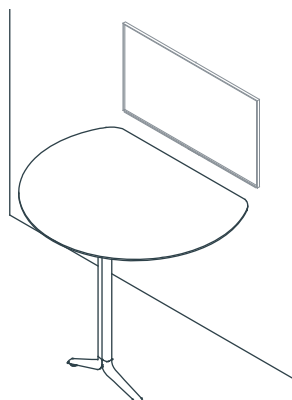


Wall Mounted Table: 29" Standard Work Height



Model Number	Table Dimensions	Top Finish	List Price
43485/2R29	36" dia x 28" x 29"h	Veneer	4,740
43485/5R29	36" dia x 28" x 29"h	Laminate	4,040
43486/2R29	42" dia x 36" x 29"h	Veneer	5,040
43486/5R29	42" dia 36" x 29"h	Laminate	4,285
43487/2R29	48" dia x 42" x 29"h	Veneer	5,355
43487/5R29	48" dia x 42" x 29"h	Laminate	4,550
43488/2R29	54" dia x 43" x 29"h	Veneer	6,030
42488/5R29	54" dia x 43" x 29"h	Laminate	5,120
43489/2R29	60" dia x 36" x 29"h	Veneer	6,530
43489/5R29	60" dia x 36" x 29"h	Laminate	5,575

Wall Mounted Table: 38" Standing Height



43485/2R38	36" dia x 28" x 38"h	Veneer	4,975
43485/5R38	36" dia x 28" x 38"h	Laminate	4,250
43486/2R38	42" dia x 36" x 38"h	Veneer	5,295
43486/5R38	42" dia 36" x 38"h	Laminate	4,505
43487/2R38	48" dia x 42" x 38"h	Veneer	5,635
43487/5R38	48" dia x 42" x 38"h	Laminate	4,785
43488/2R38	54" dia x 43" x 38"h	Veneer	6,345
42488/5R38	54" dia x 43" x 38"h	Laminate	5,385
43489/2R38	60" dia x 36" x 38"h	Veneer	6,860
43489/5R38	60" dia x 36" x 38"h	Laminate	5,860

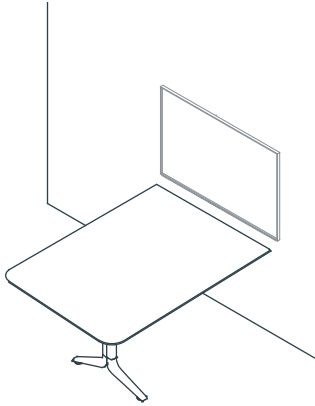
- Connectivity devices are to be ordered separately and cost is not reflected in above pricing.
- Flat panel monitors and mounting brackets to be supplied by customer and are not included in above pricing.

GATEWAY™ EDGE WALL MOUNTED TABLES

WALL MOUNTED TABLES - RECTANGLE TOP WITH SOFT CORNERS



Wall Mounted Table: 29" Standard Work Height



Model Number	Table Dimensions	Top Finish	List Price
43501/2S29	60"l x 36"d x 29"h	Veneer	5,170
43501/5S29	60"l x 36"d x 29"h	Laminate	4,405
43502/2S29	60"l x 42"d x 29"h	Veneer	5,495
43502/5S29	60"l x 42"d x 29"h	Laminate	4,690
43503/2S29	60"l x 48"d x 29"h	Veneer	5,840
43503/5S29	60"l x 48"d x 29"h	Laminate	4,975
43504/2S29	60"l x 54"d x 29"h	Veneer	6,240
43504/5S29	60"l x 54"d x 29"h	Laminate	5,315
43505/2S29	72"l x 36"d x 29"h	Veneer	5,745
43505/5S29	72"l x 36"d x 29"h	Laminate	4,895
43506/2S29	72"l x 42"d x 29"h	Veneer	6,105
43506/5S29	72"l x 42"d x 29"h	Laminate	5,200
43507/2S29	72"l x 48"d x 29"h	Veneer	6,490
43507/5S29	72"l x 48"d x 29"h	Laminate	5,530
43508/2S29	72"l x 54"d x 29"h	Veneer	6,860
43508/5S29	72"l x 54"d x 29"h	Laminate	5,845
43510/2S29	84"l x 36"d x 29"h	Veneer	6,140
43510/5S29	84"l x 36"d x 29"h	Laminate	5,230
43511/2S29	84"l x 42"d x 29"h	Veneer	6,525
43511/5S29	84"l x 42"d x 29"h	Laminate	5,555
43512/2S29	84"l x 48"d x 29"h	Veneer	6,930
43512/5S29	84"l x 48"d x 29"h	Laminate	5,910
43513/2S29	84"l x 54"d x 29"h	Veneer	7,410
43513/5S29	84"l x 54"d x 29"h	Laminate	6,310
43514/2S29	84"l x 60"d x 29"h	Veneer	7,860
43514/5S29	84"l x 60"d x 29"h	Laminate	6,695
43515/2S29	96"l x 42"d x 29"h	Veneer	6,920
43515/5S29	96"l x 42"d x 29"h	Laminate	5,895
43516/2S29	96"l x 48"d x 29"h	Veneer	7,340
43516/5S29	96"l x 48"d x 29"h	Laminate	6,265
43517/2S29	96"l x 54"d x 29"h	Veneer	7,860
43517/5S29	96"l x 54"d x 29"h	Laminate	6,695
43518/2S29	96"l x 60"d x 29"h	Veneer	8,325
43518/5S29	96"l x 60"d x 29"h	Laminate	7,090

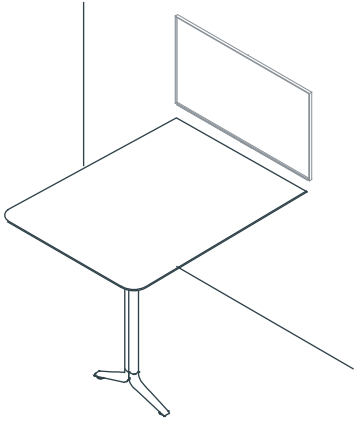
- Connectivity devices are to be ordered separately and cost is not reflected in above pricing.
- Flat panel monitors and mounting brackets to be supplied by customer and are not included in above pricing.

GATEWAY™ EDGE WALL MOUNTED TABLES

WALL MOUNTED TABLES - RECTANGLE TOP WITH SOFT CORNERS



Wall Mounted Table: 38" Standing Height

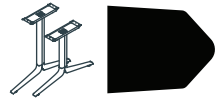


Model Number	Table Dimensions	Top Finish	List Price
43501/2S38	60"l x 36"d x 38"h	Veneer	5,430
43501/5S38	60"l x 36"d x 38"h	Laminate	4,635
43502/2S38	60"l x 42"d x 38"h	Veneer	5,770
43502/5S38	60"l x 42"d x 38"h	Laminate	4,920
43503/2S38	60"l x 48"d x 38"h	Veneer	6,135
43503/5S38	60"l x 48"d x 38"h	Laminate	5,230
43504/2S38	60"l x 54"d x 38"h	Veneer	6,545
43504/5S38	60"l x 54"d x 38"h	Laminate	5,585
43505/2S38	72"l x 36"d x 38"h	Veneer	6,035
43505/5S38	72"l x 36"d x 38"h	Laminate	5,140
43506/2S38	72"l x 42"d x 38"h	Veneer	6,405
43506/5S38	72"l x 42"d x 38"h	Laminate	5,470
43507/2S38	72"l x 48"d x 38"h	Veneer	6,810
43507/5S38	72"l x 48"d x 38"h	Laminate	5,800
43508/2S38	72"l x 54"d x 38"h	Veneer	7,195
43508/5S38	72"l x 54"d x 38"h	Laminate	6,140
43510/2S38	84"l x 36"d x 38"h	Veneer	6,445
43510/5S38	84"l x 36"d x 38"h	Laminate	5,495
43511/2S38	84"l x 42"d x 38"h	Veneer	6,855
43511/5S38	84"l x 42"d x 38"h	Laminate	5,845
43512/2S38	84"l x 48"d x 38"h	Veneer	7,285
43512/5S38	84"l x 48"d x 38"h	Laminate	6,190
43513/2S38	84"l x 54"d x 38"h	Veneer	7,785
43513/5S38	84"l x 54"d x 38"h	Laminate	6,635
43514/2S38	84"l x 60"d x 38"h	Veneer	8,255
43514/5S38	84"l x 60"d x 38"h	Laminate	7,035
43515/2S38	96"l x 42"d x 38"h	Veneer	7,270
43515/5S38	96"l x 42"d x 38"h	Laminate	6,180
43516/2S38	96"l x 48"d x 38"h	Veneer	7,720
43516/5S38	96"l x 48"d x 38"h	Laminate	6,575
43517/2S38	96"l x 54"d x 38"h	Veneer	8,255
43517/5S38	96"l x 54"d x 38"h	Laminate	7,035
43518/2S38	96"l x 60"d x 38"h	Veneer	8,745
43518/5S38	96"l x 60"d x 38"h	Laminate	7,445

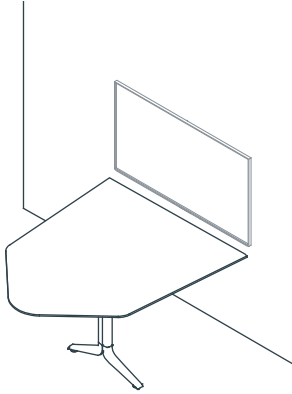
- Connectivity devices are to be ordered separately and cost is not reflected in above pricing.
- Flat panel monitors and mounting brackets to be supplied by customer and are not included in above pricing.

GATEWAY™ EDGE WALL MOUNTED TABLES

WALL MOUNTED TABLES - FACETED SEMI-FACET TOP



Wall Mounted Table: 29" Standard Work Height

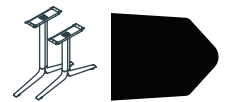


Model Number	Table Dimensions	Top Finish	List Price
43521/2F29	60"l x (32"-36")w x 29"h	Veneer	5,445
43521/5F29	60"l x (32"-36")w x 29"h	Laminate	4,640
43522/2F29	60"l x (38¼"-42")w x 29"h	Veneer	5,790
43522/5F29	60"l x (38¼"-42")w x 29"h	Laminate	4,930
43523/2F29	60"l x (44½"-48")w x 29"h	Veneer	6,145
43523/5F29	60"l x (44½"-48")w x 29"h	Laminate	5,235
43524/2F29	60"l x (50"-54")w x 29"h	Veneer	6,555
43524/5F29	60"l x (50"-54")w x 29"h	Laminate	5,595
43525/2F29	72"l x (32"-36")w x 29"h	Veneer	6,040
43525/5F29	72"l x (32"-36")w x 29"h	Laminate	5,155
43526/2F29	72"l x (38¼"-42")w x 29"h	Veneer	6,430
43526/5F29	72"l x (38¼"-42")w x 29"h	Laminate	5,475
43527/2F29	72"l x (44½"-48")w x 29"h	Veneer	6,820
43527/5F29	72"l x (44½"-48")w x 29"h	Laminate	5,815
43528/2F29	72"l x (50"-54")w x 29"h	Veneer	7,225
43528/5F29	72"l x (50"-54")w x 29"h	Laminate	6,150
43529/2F29	84"l x (32"-36")w x 29"h	Veneer	6,460
43529/5F29	84"l x (32"-36")w x 29"h	Laminate	5,505
43530/2F29	84"l x (38¼"-42")w x 29"h	Veneer	6,875
43530/5F29	84"l x (38¼"-42")w x 29"h	Laminate	5,855
43531/2F29	84"l x (44½"-48")w x 29"h	Veneer	7,290
43531/5F29	84"l x (44½"-48")w x 29"h	Laminate	6,215
43532/2F29	84"l x (50"-54")w x 29"h	Veneer	7,795
43532/5F29	84"l x (50"-54")w x 29"h	Laminate	6,650
43533/2F29	84"l x (56"-60")w x 29"h	Veneer	8,270
43533/5F29	84"l x (56"-60")w x 29"h	Laminate	7,035
43534/2F29	96"l x (38¼"-42")w x 29"h	Veneer	7,270
43534/5F29	96"l x (38¼"-42")w x 29"h	Laminate	6,210
43535/2F29	96"l x (44½"-48")w x 29"h	Veneer	7,730
43535/5F29	96"l x (44½"-48")w x 29"h	Laminate	6,575
43536/2F29	96"l x (50"-54")w x 29"h	Veneer	8,270
43536/5F29	96"l x (50"-54")w x 29"h	Laminate	7,035
43537/2F29	96"l x (56"-60")w x 29"h	Veneer	8,760
43537/5F29	96"l x (56"-60")w x 29"-h	Laminate	7,470

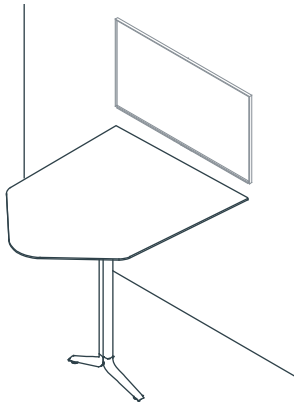
- Connectivity devices are to be ordered separately and cost is not reflected in above pricing.
- Flat panel monitors and mounting brackets to be supplied by customer and are not included in above pricing.

GATEWAY™ EDGE WALL MOUNTED TABLES

WALL MOUNTED TABLES - FACETED SEMI-FACET TOP



Wall Mounted Table: 38" Standing Height



Model Number	Table Dimensions	Top Finish	List Price
43521/2F38	60"l x (32"-36")w x 38"h	Veneer	5,710
43521/5F38	60"l x (32"-36")w x 38"h	Laminate	4,870
43522/2F38	60"l x (38¼"-42")w x 38"h	Veneer	6,070
43522/5F38	60"l x (38¼"-42")w x 38"h	Laminate	5,180
43523/2F38	60"l x (44½"-48")w x 38"h	Veneer	6,455
43523/5F38	60"l x (44½"-48")w x 38"h	Laminate	5,505
43524/2F38	60"l x (50"-54")w x 38"h	Veneer	6,895
43524/5F38	60"l x (50"-54")w x 38"h	Laminate	5,875
43525/2F38	72"l x (32"-36")w x 38"h	Veneer	6,345
43525/5F38	72"l x (32"-36")w x 38"h	Laminate	5,415
43526/2F38	72"l x (38¼"-42")w x 38"h	Veneer	6,750
43526/5F38	72"l x (38¼"-42")w x 38"h	Laminate	5,745
43527/2F38	72"l x (44½"-48")w x 38"h	Veneer	7,165
43527/5F38	72"l x (44½"-48")w x 38"h	Laminate	6,110
43528/2F38	72"l x (50"-54")w x 38"h	Veneer	7,580
43528/5F38	72"l x (50"-54")w x 38"h	Laminate	6,460
43529/2F38	84"l x (32"-36")w x 38"h	Veneer	6,780
43529/5F38	84"l x (32"-36")w x 38"h	Laminate	5,790
43530/2F38	84"l x (38¼"-42")w x 38"h	Veneer	7,220
43530/5F38	84"l x (38¼"-42")w x 38"h	Laminate	6,150
43531/2F38	84"l x (44½"-48")w x 38"h	Veneer	7,660
43531/5F38	84"l x (44½"-48")w x 38"h	Laminate	6,525
43532/2F38	84"l x (50"-54")w x 38"h	Veneer	8,190
43532/5F38	84"l x (50"-54")w x 38"h	Laminate	6,980
43533/2F38	84"l x (56"-60")w x 38"h	Veneer	8,685
43533/5F38	84"l x (56"-60")w x 38"h	Laminate	7,390
43534/2F38	96"l x (38¼"-42")w x 38"h	Veneer	7,640
43534/5F38	96"l x (38¼"-42")w x 38"h	Laminate	6,505
43535/2F38	96"l x (44½"-48")w x 38"h	Veneer	8,120
43535/5F38	96"l x (44½"-48")w x 38"h	Laminate	6,910
43536/2F38	96"l x (50"-54")w x 38"h	Veneer	8,685
43536/5F38	96"l x (50"-54")w x 38"h	Laminate	7,390
43537/2F38	96"l x (56"-60")w x 38"h	Veneer	9,200
43537/5F38	96"l x (56"-60")w x 29"-h	Laminate	7,840

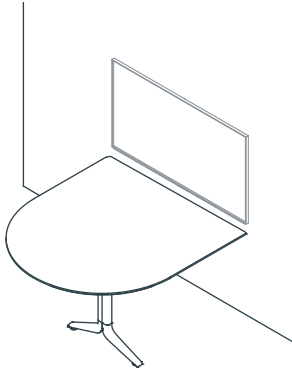
Connectivity devices are to be ordered separately and cost is not reflected in above pricing.
Flat panel monitors and mounting brackets to be supplied by customer and are not included in above pricing.

GATEWAY™ EDGE WALL MOUNTED TABLES

WALL MOUNTED TABLES - D END TOP



Wall Mounted Table: 29" Standard Work Height



Model Number	Table Dimensions	Top Finish	List Price
43521/2D29	60"l x 36"d x 29"h	Veneer	5,485
43521/5D29	60"l x 36"d x 29"h	Laminate	4,670
43522/2D29	60"l x 42"d x 29"h	Veneer	5,825
43522/5D29	60"l x 42"d x 29"h	Laminate	4,965
43523/2D29	60"l x 48"d x 29"h	Veneer	6,185
43523/5D29	60"l x 48"d x 29"h	Laminate	5,285
43524/2D29	60"l x 54"d x 29"h	Veneer	6,610
43524/5D29	60"l x 54"d x 29"h	Laminate	5,640
43525/2D29	72"l x 36"d x 29"h	Veneer	6,090
43525/5D29	72"l x 36"d x 29"h	Laminate	5,185
43526/2D29	72"l x 42"d x 29"h	Veneer	6,475
43526/5D29	72"l x 42"d x 29"h	Laminate	5,520
43527/2D29	72"l x 48"d x 29"h	Veneer	6,875
43527/5D29	72"l x 48"d x 29"h	Laminate	5,865
43528/2D29	72"l x 54"d x 29"h	Veneer	7,280
43528/5D29	72"l x 54"d x 29"h	Laminate	6,190
43530/2D29	84"l x 36"d x 29"h	Veneer	6,510
43530/5D29	84"l x 36"d x 29"h	Laminate	5,545
43531/2D29	84"l x 42"d x 29"h	Veneer	6,920
43531/5D29	84"l x 42"d x 29"h	Laminate	5,900
43532/2D29	84"l x 48"d x 29"h	Veneer	7,350
43532/5D29	84"l x 48"d x 29"h	Laminate	6,265
43533/2D29	84"l x 54"d x 29"h	Veneer	7,860
43533/5D29	84"l x 54"d x 29"h	Laminate	6,695
43534/2D29	84"l x 60"d x 29"h	Veneer	8,330
43534/5D29	84"l x 60"d x 29"h	Laminate	7,090
43535/2D29	96"l x 42"d x 29"h	Veneer	7,325
43535/5D29	96"l x 42"d x 29"h	Laminate	6,250
43536/2D29	96"l x 48"d x 29"h	Veneer	7,790
43536/5D29	96"l x 48"d x 29"h	Laminate	6,640
43537/2D29	96"l x 54"d x 29"h	Veneer	8,330
43537/5D29	96"l x 54"d x 29"h	Laminate	7,090
43538/2D29	96"l x 60"d x 29"h	Veneer	8,820
43538/5D29	96"l x 60"d x 29"h	Laminate	7,520

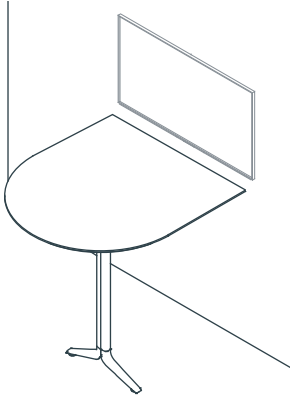
- Connectivity devices are to be ordered separately and cost is not reflected in above pricing.
- Flat panel monitors and mounting brackets to be supplied by customer and are not included in above pricing.

GATEWAY™ EDGE WALL MOUNTED TABLES

WALL MOUNTED TABLES - D END TOP



Wall Mounted Table: 38" Standing Height



Model Number	Table Dimensions	Top Finish	List Price
43521/2D38	60"l x 36"d x 38"h	Veneer	5,760
43521/5D38	60"l x 36"d x 38"h	Laminate	4,915
43522/2D38	60"l x 42"d x 38"h	Veneer	6,120
43522/5D38	60"l x 42"d x 38"h	Laminate	5,210
43523/2D38	60"l x 48"d x 38"h	Veneer	6,505
43523/5D38	60"l x 48"d x 38"h	Laminate	5,545
43524/2D38	60"l x 54"d x 38"h	Veneer	6,945
43524/5D38	60"l x 54"d x 38"h	Laminate	5,925
43525/2D38	72"l x 36"d x 38"h	Veneer	6,395
43525/5D38	72"l x 36"d x 38"h	Laminate	5,450
43526/2D38	72"l x 42"d x 38"h	Veneer	6,800
43526/5D38	72"l x 42"d x 38"h	Laminate	5,800
43527/2D38	72"l x 48"d x 38"h	Veneer	7,215
43527/5D38	72"l x 48"d x 38"h	Laminate	6,155
43528/2D38	72"l x 54"d x 38"h	Veneer	7,640
43528/5D38	72"l x 54"d x 38"h	Laminate	6,510
43530/2D38	84"l x 36"d x 38"h	Veneer	6,840
43530/5D38	84"l x 36"d x 38"h	Laminate	5,825
43531/2D38	84"l x 42"d x 38"h	Veneer	7,275
43531/5D38	84"l x 42"d x 38"h	Laminate	6,190
43532/2D38	84"l x 48"d x 38"h	Veneer	7,720
43532/5D38	84"l x 48"d x 38"h	Laminate	6,575
43533/2D38	84"l x 54"d x 38"h	Veneer	8,255
43533/5D38	84"l x 54"d x 38"h	Laminate	7,045
43534/2D38	84"l x 60"d x 38"h	Veneer	8,750
43534/5D38	84"l x 60"d x 38"h	Laminate	7,450
43535/2D38	96"l x 42"d x 38"h	Veneer	7,700
43535/5D38	96"l x 42"d x 38"h	Laminate	6,555

nienkämpfer

GATEWAY™

MEDIA LIFT TABLES & STORAGE ELEMENTS



2026

GATEWAY™ MEDIA LIFT TABLES

FEATURES & OPTIONS

Design - busk + hertzog

Gateway™ Media Lift effortlessly transforms meeting tables to create innovative multimedia solutions for communication, presentations and interactive work spaces. At the touch of the remote control or flush mounted switch, the unit raises the monitor screen up from the base cabinet.

Features:

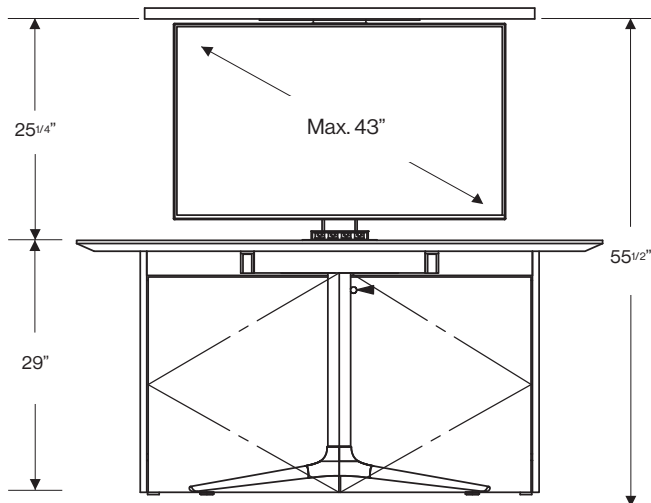
- Media Lift Tables feature Vista, Rectangle with soft corners and D End top shapes with a single Gateway™ fixed height base.
- Table lengths are available: 60", 72", 84" and 96" with table width 54" and 60" and height 29" & 38" h.
- The depth of the Media cabinet is just 12" as to provide maximum knee space for seating.
- 29" h Media Lift Tables can house a maximum TV size of 43"; 38" h Media Lift Tables can house max. TV size of 55".
- Tables can be specified with a variety of power / data / video / audio solutions for singular and group requirement like all Gateway™ Media Wall Tables.
- Cases are standard with touch catches.
- Locks are standard.
- Remote control is standard for lift operation.
- Cords exit / enter from the floor through the bottom of the case. Contact Customer Service if you require a custom cutout location.

Finishes/Edges:

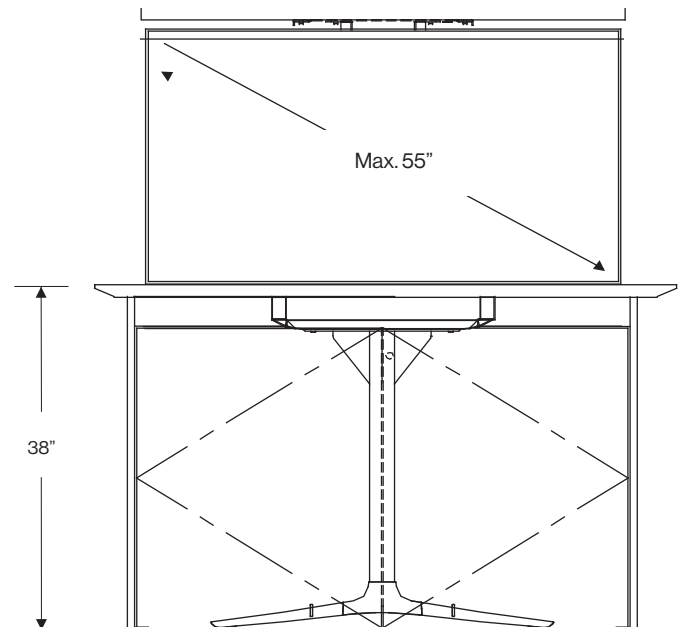
- Tops and Media lift cabinet are available in all Nienkämper veneers, standard post forming grade plastic laminate or finger print resistance plastic laminate.
- Fixed Gateway bases are standard with a mirror polished finish.
- Fixed Gateway bases are also offered in all standard Nienkämper powder coat colors.
- 2" Taper edge is standard for Media Lift Tables but self edge is also available.

Accessories:

- Flush mount lift control is optional.
- A variety of pulls are available.
- Contact Customer Service for option details.



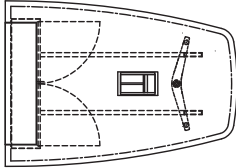
Elevation for 29" h Media Lift Table



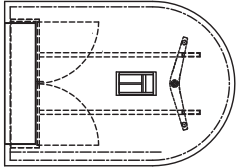
Elevation for 38" h Media Lift Table

GATEWAY™ MEDIA LIFT TABLES LAYOUT

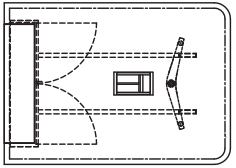
TABLE SIZES:
Width: 54", 60" | length: 60", 72", 84", 96"



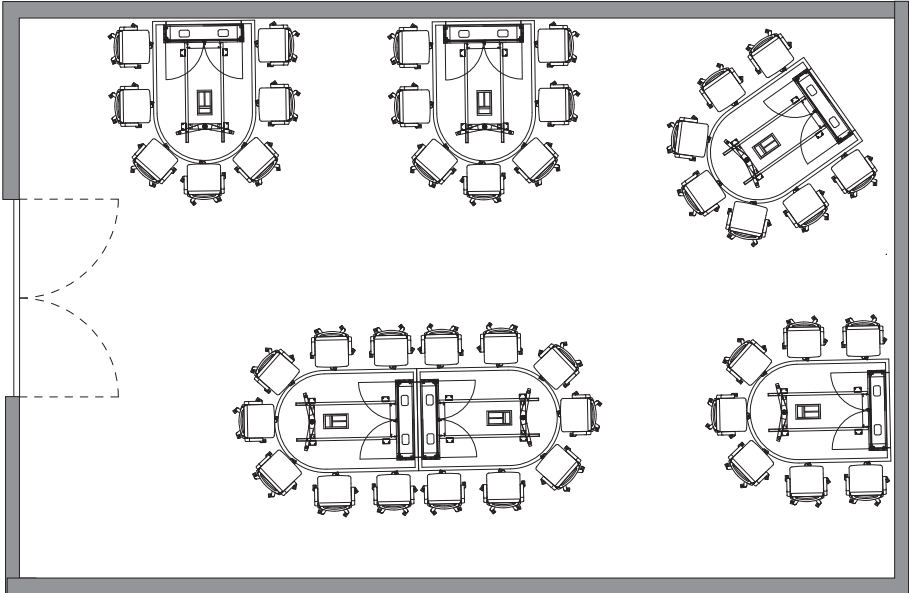
Vista Shape



D End Shape



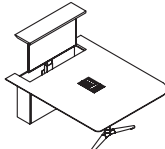
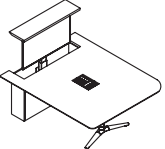
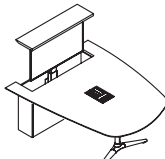
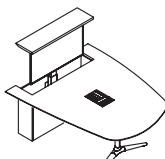
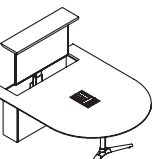
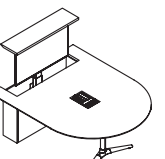
Rectangle Shape



Meeting Room with Multiple Gateway™ Media Lift D End Shape Tables

GATEWAY™ MEDIA LIFT TABLES

STANDARD HEIGHT

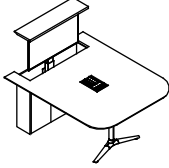
	Model Number	Table Dimensions	Top Finish	List Price
Rectangle Shape with Soft Corners 54”d 	43009/2S29	60"L x 54"W x 29"H	Veneer	13,380
	43009/5S29	60"L x 54"W x 29"H	Laminate	12,425
	43010/2S29	72"L x 54"W x 29"H	Veneer	14,035
	43010/5S29	72"L x 54"W x 29"H	Laminate	12,970
	43011/2S29	84"L x 54"W x 29"H	Veneer	14,610
	43011/5S29	84"L x 54"W x 29"H	Laminate	13,465
	43012/2S29	96"L x 54"W x 29"H	Veneer	15,070
	43012/5S29	96"L x 54"W x 29"H	Laminate	13,850
Rectangle Shape with Soft Corners 60”d 	43013/2S29	60"L x 60"W x 29"H	Veneer	14,050
	43013/5S29	60"L x 60"W x 29"H	Laminate	13,050
	43014/2S29	72"L x 60"W x 29"H	Veneer	14,455
	43014/5S29	72"L x 60"W x 29"H	Laminate	13,330
	43015/2S29	84"L x 60"W x 29"H	Veneer	15,070
	43015/5S29	84"L x 60"W x 29"H	Laminate	13,850
	43016/2S29	96"L x 60"W x 29"H	Veneer	15,560
	43016/5S29	96"L x 60"W x 29"H	Laminate	14,275
Vista Shape 54”d 	43001/2V29	60"L x (34" - 54")W x 29"H	Veneer	13,535
	43001/5V29	60"L x (34" - 54")W x 29"H	Laminate	12,565
	43002/2V29	72"L x (34" - 54")W x 29"H	Veneer	14,210
	43002/5V29	72"L x (34" - 54")W x 29"H	Laminate	13,120
	43003/2V29	84"L x (34" - 54")W x 29"H	Veneer	14,795
	43003/5V29	84"L x (34" - 54")W x 29"H	Laminate	13,630
	43004/2V29	96"L x (34" - 54")W x 29"H	Veneer	15,275
	43004/5V29	96"L x (34" - 54")W x 29"H	Laminate	14,035
Vista Shape 60”d 	43005/2V29	60"L x (37-¾" - 60")W x 29"H	Veneer	13,940
	43005/5V29	60"L x (37-¾" - 60")W x 29"H	Laminate	12,910
	43006/2V29	72"L x (37-¾" - 60")W x 29"H	Veneer	14,655
	43006/5V29	72"L x (37-¾" - 60")W x 29"H	Laminate	13,500
	43007/2V29	84"L x (37-¾" - 60")W x 29"H	Veneer	15,705
	43007/5V29	84"L x (37-¾" - 60")W x 29"H	Laminate	14,395
	43008/2V29	96"L x (37-¾" - 60")W x 29"H	Veneer	16,230
	43008/5V29	96"L x (37-¾" - 60")W x 29"H	Laminate	14,840
D End Shape 54”d 	43017/2D29	60"L x 54"W x 29"H	Veneer	13,770
	43017/5D29	60"L x 54"W x 29"H	Laminate	12,755
	43018/2D29	72"L x 54"W x 29"H	Veneer	14,460
	43018/5D29	72"L x 54"W x 29"H	Laminate	13,335
	43019/2D29	84"L x 54"W x 29"H	Veneer	15,070
	43019/5D29	84"L x 54"W x 29"H	Laminate	13,850
	43020/2D29	96"L x 54"W x 29"H	Veneer	15,565
	43020/5D29	96"L x 54"W x 29"H	Laminate	14,275
D End Shape 60”d 	43021/2D29	60"L x 60"W x 29"H	Veneer	14,460
	43021/5D29	60"L x 60"W x 29"H	Laminate	13,395
	43022/2D29	72"L x 60"W x 29"H	Veneer	14,910
	43022/5D29	72"L x 60"W x 29"H	Laminate	13,720
	43023/2D29	84"L x 60"W x 29"H	Veneer	15,565
	43023/5D29	84"L x 60"W x 29"H	Laminate	14,275
	43024/2D29	96"L x 60"W x 29"H	Veneer	16,075
	43024/5D29	96"L x 60"W x 29"H	Laminate	14,720

- Connectivity devices are to be ordered separately and cost is not reflected in above pricing. Refer to page 145-157 for more information.
- Flat panel monitors and mounting brackets to be supplied by customer and are not included in above pricing.

GATEWAY™ MEDIA LIFT TABLES

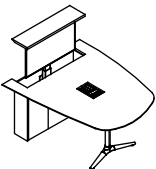
STANDING HEIGHT

Rectangle Shape with Soft Corners 60”d



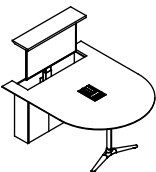
Model Number	Table Dimensions	Top Finish	List Price
43029/2S38	60"L x 60"W x 38"H	Veneer	14,615
43029/5S38	60"L x 60"W x 38"H	Laminate	13,575
43030/2S38	72"L x 60"W x 38"H	Veneer	14,840
43030/5S38	72"L x 60"W x 38"H	Laminate	13,660
43031/2S38	84"L x 60"W x 38"H	Veneer	15,485
43031/5S38	84"L x 60"W x 38"H	Laminate	14,205
43032/2S38	96"L x 60"W x 38"H	Veneer	16,000
43032/5S38	96"L x 60"W x 38"H	Laminate	14,645

Vista Shape 60”d



43025/2V38	60"L x (37-¾" - 60")W x 38"H	Veneer	14,175
43025/5V38	60"L x (37-¾" - 60")W x 38"H	Laminate	13,105
43026/2V38	72"L x (37-¾" - 60")W x 38"H	Veneer	16,235
43026/5V38	72"L x (37-¾" - 60")W x 38"H	Laminate	14,850
43027/2V38	84"L x (37-¾" - 60")W x 38"H	Veneer	15,705
43027/5V38	84"L x (37-¾" - 60")W x 38"H	Laminate	14,395
43028/2V38	96"L x (37-¾" - 60")W x 38"H	Veneer	16,230
43028/5V38	96"L x (37-¾" - 60")W x 38"H	Laminate	14,840

D End Shape 60”d



43033/2D38	60"L x 60"W x 38"H	Veneer	15,185
43033/5D38	60"L x 60"W x 38"H	Laminate	14,060
43034/2D38	72"L x 60"W x 38"H	Veneer	15,315
43034/5D38	72"L x 60"W x 38"H	Laminate	14,065
43035/2D38	84"L x 60"W x 38"H	Veneer	16,005
43035/5D38	84"L x 60"W x 38"H	Laminate	14,650
43036/2D38	96"L x 60"W x 38"H	Veneer	16,550
43036/5D38	96"L x 60"W x 38"H	Laminate	15,115

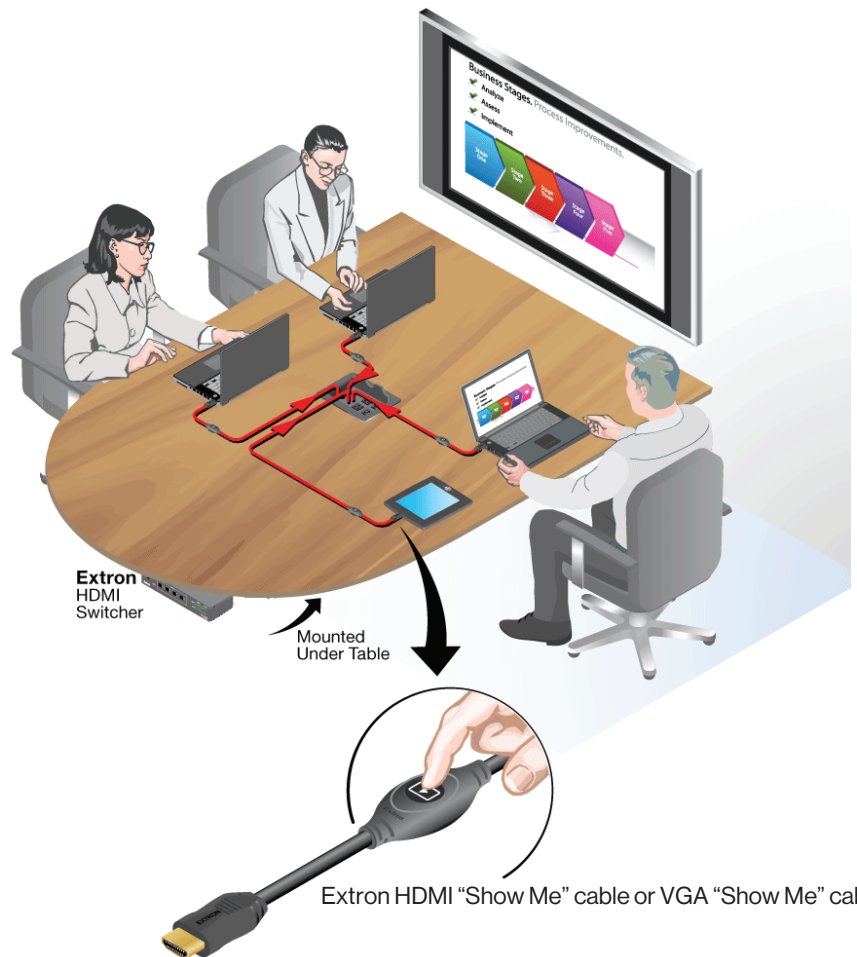
- Connectivity devices are to be ordered separately and cost is not reflected in above pricing. Refer to page 145-157 for more information.
- Flat panel monitors and mounting brackets to be supplied by customer and are not included in above pricing.

CONNECTIVITY FOR MEDIA WALL / MEDIA LIFT / WALL MOUNTED TABLES

The Extron "Show Me" HDMI cables and VGA cables allows up to 6 users to share information from their tablet or laptop to a monitor.

To share information simply connect your laptop or tablet to the "Show Me" HDMI cable or VGA cable. Press the share button on the "Show Me" cable to display your desktop to the monitor. Images are displayed in High Definition with full Audio.

Collaboration sessions are safe and Secure. The hard-wired signal path protects sensitive content from remote monitoring.



M Series Forum with HDMI "Show Me" cable

CONNECTIVITY FOR MEDIA WALL / MEDIA LIFT / WALL MOUNTED TABLES

Details of Vox® Forum with Extron "Show Me" HDMI cables only



Vox® Forum, M Series with HDMI "Show Me" cables only

M-1P, 7V, 10X


- 1 split plate w/ 4 holes at ½" dia
- 2 power receptacles
- 1 blank plate
- Surge suppressor
- Wire management U clips
- Cable storage

Also included:

- Teamwork HDMI "Show Me" cables (4 qty)
- Extron SW4 HDMI with EDID Minder switcher
- 12' HDMI cable under table mounting shelf
- UTS 100 primary shelf

List Price \$5,730

Details of Vox® Forum with Extron "Show Me" HDMI and VGA cables only



Vox® Forum, M Series with HDMI & VGA "Show Me" cables

M-1P, 11X - 11X

- 2 power receptacles
- Double split plate each with 3 holds at ½" dia.
- Surge suppressor
- Wire management U clips
- Cable storage

Also included:

- Teamwork HDMI "Show Me" cables (4 qty)
- Teamwork VGA "Show Me" cables (2 qty)
- 3.5mm audio cables (2 qty)
- Extron MPS 601 media switcher
- 12' HDMI cable under table mounting shelf
- UTS 100 primary shelf

List Price \$9,410

See Vox® Forum configurator for additional Vox® Forum configurations (www.Nienkämper.com/vfc_US/vox.html)
Contact customer service for further information.

GATEWAY™ TABLES

STORAGE BASE FOR GATEWAY TABLE

Design - busk + hertzog

Transform any Gateway Wall Mount table into a free standing one by adding a storage element.
 A Storage Base can be added onto any flat end Gateway table deeper than 36" (both 29"H & 38"H), to provide storage space for supplies, IT and media equipment.

Features:

- There are 4 standard storage cases: hinged double door under top, hinged double door at rear, hinge door at end and double door for height adjustable table.
- Doors are standard with touch latches.
- Case interiors have 1 adjustable shelf.
- Wire access is provided by a cut out in bottom of the case.

Finishes/Edges:

- Gateway Storage Cases are available in all Nienkämper veneers, standard post forming grade plastic laminate or finger print resistant plastic laminate.

Accessories:

- Keyed or electronic door locks can be added to cases.
- A variety of Nienkämper pulls are available.
- Contact Customer Service for option details.



Storage Case with hinged double doors under top.



Storage Case with hinged double doors at rear.



Storage Case with hinged door at end.

Table Depth at Flat Side	Standard Height Wall Mounted Table (29"h)	Interior Dimension (29"h)	Standing Height Wall Mounted Table (38"h)	Interior Dimension (38"h)
42"d	36"w x 12"d x 27¾"h	34½"w x 10¼"d x 24"h	36"w x 12"d x 36¾"h	34½"w x 10¼"d x 33"h
48"d	42"w x 12"d x 27¾"h	40½"w x 10¼"d x 24"h	42"w x 12"d x 36¾"h	40½"w x 10¼"d x 33"h
54"d	48"w x 12"d x 27¾"h	46½"w x 10¼"d x 24"h	48"w x 12"d x 36¾"h	46½"w x 10¼"d x 33"h
60"d	54"w x 12"d x 27¾"h	52½"w x 10¼"d x 24"h	54"w x 12"d x 36¾"h	52½"w x 10¼"d x 33"h

How to Order a Gateway Table with Storage Base?

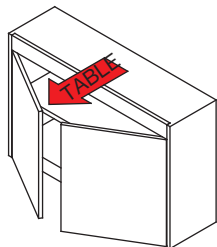
To order a storage base element simple:

- 1) Pick the wall mounted Gateway table that suits your requirement from pages 48-61.
- 2) Select the storage element in the finish you would like from page 79-81 making sure the overall case width is 6" less than your table.
- 3) Add the two list prices together to determine your pricing.
- 4) Your final model number will consist of the combined numbers.

GATEWAY™ TABLES

STORAGE BASE FOR GATEWAY TABLE

Hinged Door Storage Opening Under Table:



Model Number	Case Dimensions	Finish	List Price
--------------	-----------------	--------	------------

For 29" h Table

42410/2OU	36" w x 12" d x 27¾" h	Veneer	2,745
42410/5OU	36" w x 12" d x 27¾" h	Laminate	2,475
42410/7OU	36" w x 12" d x 27¾" h	Paint	2,575

For 38" h Table

42411/2OU	36" w x 12" d x 36¾" h	Veneer	3,160
42411/5OU	36" w x 12" d x 36¾" h	Laminate	2,845
42411/7OU	36" w x 12" d x 36¾" h	Paint	2,960

For 29" h Table

42412/2OU	42" w x 12" d x 27¾" h	Veneer	3,215
42412/5OU	42" w x 12" d x 27¾" h	Laminate	2,890
42412/7OU	42" w x 12" d x 27¾" h	Paint	3,005

For 38" h Table

42413/2OU	42" w x 12" d x 36¾" h	Veneer	3,695
42413/5OU	42" w x 12" d x 36¾" h	Laminate	3,325
42413/7OU	42" w x 12" d x 36¾" h	Paint	3,455

For 29" h Table

42414/2OU	48" w x 12" d x 27¾" h	Veneer	3,750
42414/5OU	48" w x 12" d x 27¾" h	Laminate	3,390
42414/7OU	48" w x 12" d x 27¾" h	Paint	3,515

For 38" h Table

42415/2OU	48" w x 12" d x 36¾" h	Veneer	4,325
42415/5OU	48" w x 12" d x 36¾" h	Laminate	3,895
42415/7OU	48" w x 12" d x 36¾" h	Paint	4,045

For 29" h Table

42416/2OU	54" w x 12" d x 27¾" h	Veneer	4,390
42416/5OU	54" w x 12" d x 27¾" h	Laminate	3,960
42416/7OU	54" w x 12" d x 27¾" h	Paint	4,120

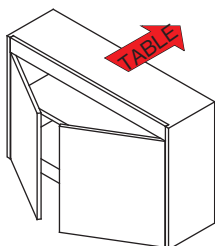
For 38" h Table

42417/2OU	54" w x 12" d x 36¾" h	Veneer	5,055
42417/5OU	54" w x 12" d x 36¾" h	Laminate	4,560
42417/7OU	54" w x 12" d x 36¾" h	Paint	4,735

GATEWAY™ TABLES

STORAGE BASE FOR GATEWAY TABLE

Hinged Door Storage Opening to Rear of Table:

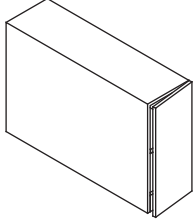


Model Number	Case Dimensions	Finish	List Price
For 29" h Table			
42410/2OR	36" w x 12" d x 27¾" h	Veneer	2,745
42410/5OR	36" w x 12" d x 27¾" h	Laminate	2,475
42410/7OR	36" w x 12" d x 27¾" h	Paint	2,575
For 38" h Table			
42411/2OR	36" w x 12" d x 36¾" h	Veneer	3,160
42411/5OR	36" w x 12" d x 36¾" h	Laminate	2,845
42411/7OR	36" w x 12" d x 36¾" h	Paint	2,960
For 29" h Table			
42412/2OR	42" w x 12" d x 27¾" h	Veneer	3,215
42412/5OR	42" w x 12" d x 27¾" h	Laminate	2,890
42412/7OR	42" w x 12" d x 27¾" h	Paint	3,005
For 38" h Table			
42413/2OR	42" w x 12" d x 36¾" h	Veneer	3,695
42413/5OR	42" w x 12" d x 36¾" h	Laminate	3,325
42413/7OR	42" w x 12" d x 36¾" h	Paint	3,455
For 29" h Table			
42414/2OR	48" w x 12" d x 27¾" h	Veneer	3,750
42414/5OR	48" w x 12" d x 27¾" h	Laminate	3,390
42414/7OR	48" w x 12" d x 27¾" h	Paint	3,515
For 38" h Table			
42415/2OR	48" w x 12" d x 36¾" h	Veneer	4,325
42415/5OR	48" w x 12" d x 36¾" h	Laminate	3,895
42415/7OR	48" w x 12" d x 36¾" h	Paint	4,045
For 29" h Table			
42416/2OR	54" w x 12" d x 27¾" h	Veneer	4,390
42416/5OR	54" w x 12" d x 27¾" h	Laminate	3,960
42416/7OR	54" w x 12" d x 27¾" h	Paint	4,120
For 38" h Table			
42417/2OR	54" w x 12" d x 36¾" h	Veneer	5,055
42417/5OR	54" w x 12" d x 36¾" h	Laminate	4,560
42417/7OR	54" w x 12" d x 36¾" h	Paint	4,735

GATEWAY™ TABLES

STORAGE BASE FOR GATEWAY™ TABLE

Hinged Door
Storage
End Door RH / LH:



Model Number	Case Dimensions	Finish	List Price	Model Number	Case Dimensions	Finish	List Price
RIGHT HAND DOOR				LEFT HAND DOOR			
For 29" h Table				For 29" h Table			
42418/2EDR	36" w x 12" d x 27¾" h	Veneer	2,610	42418/2EDL	36" w x 12" d x 27¾" h	Veneer	2,610
42418/5EDR	36" w x 12" d x 27¾" h	Laminate	2,360	42418/5EDL	36" w x 12" d x 27¾" h	Laminate	2,360
42418/7EDR	36" w x 12" d x 27¾" h	Paint	2,440	42418/7EDL	36" w x 12" d x 27¾" h	Paint	2,440
For 38" h Table				For 38" h Table			
42419/2EDR	36" w x 12" d x 36¾" h	Veneer	3,000	42419/2EDL	36" w x 12" d x 36¾" h	Veneer	3,000
42419/5EDR	36" w x 12" d x 36¾" h	Laminate	2,705	42419/5EDL	36" w x 12" d x 36¾" h	Laminate	2,705
42419/7EDR	36" w x 12" d x 36¾" h	Paint	2,815	42419/7EDL	36" w x 12" d x 36¾" h	Paint	2,815
For 29" h Table				For 29" h Table			
42420/2EDR	42" w x 12" d x 27¾" h	Veneer	3,060	42420/2EDL	42" w x 12" d x 27¾" h	Veneer	3,060
42420/5EDR	42" w x 12" d x 27¾" h	Laminate	2,750	42420/5EDL	42" w x 12" d x 27¾" h	Laminate	2,750
42420/7EDR	42" w x 12" d x 27¾" h	Paint	2,860	42420/7EDL	42" w x 12" d x 27¾" h	Paint	2,860
For 38" h Table				For 38" h Table			
42421/2EDR	42" w x 12" d x 36¾" h	Veneer	3,510	42421/2EDL	42" w x 12" d x 36¾" h	Veneer	3,510
42421/5EDR	42" w x 12" d x 36¾" h	Laminate	3,165	42421/5EDL	42" w x 12" d x 36¾" h	Laminate	3,165
42421/7EDR	42" w x 12" d x 36¾" h	Paint	3,285	42421/7EDL	42" w x 12" d x 36¾" h	Paint	3,285
For 29" h Table				For 29" h Table			
42422/2EDR	48" w x 12" d x 27¾" h	Veneer	3,580	42422/2EDL	48" w x 12" d x 27¾" h	Veneer	3,580
42422/5EDR	48" w x 12" d x 27¾" h	Laminate	3,225	42422/5EDL	48" w x 12" d x 27¾" h	Laminate	3,225
42422/7EDR	48" w x 12" d x 27¾" h	Paint	3,340	42422/7EDL	48" w x 12" d x 27¾" h	Paint	3,340
For 38" h Table				For 38" h Table			
42423/2EDR	48" w x 12" d x 36¾" h	Veneer	4,110	42423/2EDL	48" w x 12" d x 36¾" h	Veneer	4,110
42423/5EDR	48" w x 12" d x 36¾" h	Laminate	3,700	42423/5EDL	48" w x 12" d x 36¾" h	Laminate	3,700
42423/7EDR	48" w x 12" d x 36¾" h	Paint	3,845	42423/7EDL	48" w x 12" d x 36¾" h	Paint	3,845
For 29" h Table				For 29" h Table			
42424/2EDR	54" w x 12" d x 27¾" h	Veneer	4,170	42424/2EDL	54" w x 12" d x 27¾" h	Veneer	4,170
42424/5EDR	54" w x 12" d x 27¾" h	Laminate	3,765	42424/5EDL	54" w x 12" d x 27¾" h	Laminate	3,765
42424/7EDR	54" w x 12" d x 27¾" h	Paint	3,920	42424/7EDL	54" w x 12" d x 27¾" h	Paint	3,920
For 38" h Table				For 38" h Table			
42425/2EDR	54" w x 12" d x 36¾" h	Veneer	4,800	42425/2EDL	54" w x 12" d x 36¾" h	Veneer	4,800
42425/5EDR	54" w x 12" d x 36¾" h	Laminate	4,335	42425/5EDL	54" w x 12" d x 36¾" h	Laminate	4,335
42425/7EDR	54" w x 12" d x 36¾" h	Paint	4,500	42425/7EDL	54" w x 12" d x 36¾" h	Paint	4,500

GATEWAY™ FREESTANDING HEIGHT ADJUSTABLE MEDIA TABLES

FEATURES & OPTIONS

Design - busk + hertzog

Top Options:

Dimensions:

- Table depths: 36" to 60" depending on shape of the top.
- Table lengths are available from 60" to 96"
- Standard top thickness is 1 1/4"

Top Shape:

- Standard top shapes are Round, Vista, Rectangle with soft corners & D End

Edges:

- 2" Taper edge is standard but Self edge also available.

Material / Finishes:

- Gateway Height Adjustable Media Table tops and storage cases are available in all Nienkämper high quality veneers and finishes.
- All standard plastic laminates are also available.
- Contact customer service if custom p-lam / veneer is required.
- Upholstered panels are tackable and offered in one size (66" x 47" x 1 1/4") and come standard with KnollTextiles fabric on both sides and silver anodized aluminum trim.
- COM is also acceptable in most cases.

Standard features:

- Gateway Height Adjustable Media Table has a fixed TV bracket in which client's own TV mounting bracket can mount directly onto the table. The TV then rides with the movement of the table.
- Flat screen monitors and mounts are not included. For additional information on TV mounting bracket, see page 29.
- This table includes (as standard) an under surface 4 port power unit with coiled, expandable power cable.
- Lift movement is controlled by a flush mount switch recessed in the top.

Connectivity Options:

- Tables can be specified with a variety of power/data/video/audio solutions for singular and group requirement.
- The system can also be customized to suit customer specific equipment. Contact customer service for details
- Refer to page 145-157 for more information on connectivity.

Base Features & Options:

Dimensions:

- Gateway Free Standing Height Adjustable Media tables offer premium electric lift columns on 2 sizes of foot (24" and 34"). Lift range is 27" - 53" with a maximum weight capacity of 269lbs.
- Wiring is managed with the coiled power cord to the wall, with cable conduit (not incl) or through the storage case.

Finishes:

- Height adjustable posts are standard with gray painted post and polished foot. Mirror polished as well as black and white powder coat posts and foot are available for an upcharge



Table with Upholstered Panel



Storage Case with Height Adj Table and Optional TV Bracket



Vox® M Forum



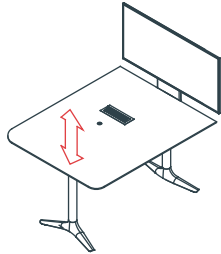
Simple Popup Forum



Simple Forum

GATEWAY™ FREESTANDING HEIGHT ADJUSTABLE MEDIA TABLES RECTANGLE TOP WITH SOFT CORNERS

— US ONLY —



Model Number	Table Dimensions	Top Finish	List Price
42430/2SA	60"l x 36"w x 27"-53"h	Veneer	8,580
42430/5SA	60"l x 36"w x 27"-53"h	Laminate	7,785
42431/2SA	60"l x 42"w x 27"-53"h	Veneer	8,910
42431/5SA	60"l x 42"w x 27"-53"h	Laminate	8,070
42432/2SA	60"l x 48"w x 27"-53"h	Veneer	9,280
42432/5SA	60"l x 48"w x 27"-53"h	Laminate	8,375
42433/2SA	60"l x 54"w x 27"-53"h	Veneer	9,685
42433/5SA	60"l x 54"w x 27"-53"h	Laminate	8,730
42434/2SA	72"l x 36"w x 27"-53"h	Veneer	9,175
42434/5SA	72"l x 36"w x 27"-53"h	Laminate	8,290
42435/2SA	72"l x 42"w x 27"-53"h	Veneer	9,545
42435/5SA	72"l x 42"w x 27"-53"h	Laminate	8,610
42436/2SA	72"l x 48"w x 27"-53"h	Veneer	9,945
42436/5SA	72"l x 48"w x 27"-53"h	Laminate	8,950

Connectivity devices are to be ordered separately and cost is not reflected in above pricing. Refer to page 145-157 for more information.

TV is not included in price. Refer to page 86 for optional panel price.

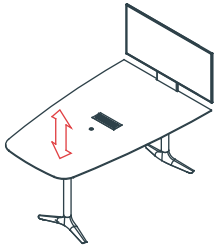
Flat panel monitors and mounting brackets to be supplied by customer and are not included in above pricing.

Refer to page 89 for available accessories for Gateway free standing height adjustable media table.

GATEWAY™ FREESTANDING HEIGHT ADJUSTABLE MEDIA TABLES VISTA SHAPE TOP

— US ONLY —

Model Number	Table Dimensions	Top Finish	List Price
42430/2VA	60"l x (26"-36")w x 27"-53"h	Veneer	8,710
42430/5VA	60"l x (26"-36")w x 27"-53"h	Laminate	7,900
42431/2VA	60"l x (27½"-42")w x 27"-53"h	Veneer	9,065
42431/5VA	60"l x (27½"-42")w x 27"-53"h	Laminate	8,200
42432/2VA	60"l x (32"-48")w x 27"-53"h	Veneer	9,425
42432/5VA	60"l x (32"-48")w x 27"-53"h	Laminate	8,505
42433/2VA	60"l x (32"-54")w x 27"-53"h	Veneer	9,845
42433/5VA	60"l x (32"-54")w x 27"-53"h	Laminate	8,865
42434/2VA	72"l x (26"-36")w x 27"-53"h	Veneer	9,320
42434/5VA	72"l x (26"-36")w x 27"-53"h	Laminate	8,425
42435/2VA	72"l x (27½"-42")w x 27"-53"h	Veneer	9,705
42435/5VA	72"l x (27½"-42")w x 27"-53"h	Laminate	8,745
42436/2VA	72"l x (32"-48")w x 27"-53"h	Veneer	10,120
42436/5VA	72"l x (32"-48")w x 27"-53"h	Laminate	9,090



Connectivity devices are to be ordered separately and cost is not reflected in above pricing. Refer to page 145-157 for more information.

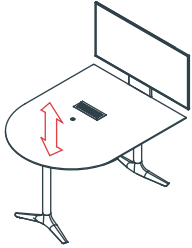
TV is not included in price. Refer to page 86 for optional panel price.

Flat panel monitors and mounting brackets to be supplied by customer and are not included in above pricing.

Refer to page 89 for available accessories for Gateway free standing height adjustable media table.

GATEWAY™ FREESTANDING HEIGHT ADJUSTABLE MEDIA TABLES D-END TOP

— US ONLY —



Model Number	Table Dimensions	Top Finish	List Price
42430/2DA	60"l x 36"w x 27"-53"h	Veneer	8,895
42430/5DA	60"l x 36"w x 27"-53"h	Laminate	8,060
42431/2DA	60"l x 42"w x 27"-53"h	Veneer	9,260
42431/5DA	60"l x 42"w x 27"-53"h	Laminate	8,365
42432/2DA	60"l x 48"w x 27"-53"h	Veneer	9,640
42432/5DA	60"l x 48"w x 27"-53"h	Laminate	8,680
42433/2DA	60"l x 54"w x 27"-53"h	Veneer	10,070
42433/5DA	60"l x 54"w x 27"-53"h	Laminate	9,065
42434/2DA	72"l x 36"w x 27"-53"h	Veneer	9,530
42434/5DA	72"l x 36"w x 27"-53"h	Laminate	8,595
42435/2DA	72"l x 42"w x 27"-53"h	Veneer	9,925
42435/5DA	72"l x 42"w x 27"-53"h	Laminate	8,935
42436/2DA	72"l x 48"w x 27"-53"h	Veneer	10,355
42436/5DA	72"l x 48"w x 27"-53"h	Laminate	9,295

Connectivity devices are to be ordered separately and cost is not reflected in above pricing. Refer to page 145-157 for more information.

TV is not included in price. Refer to page 86 for optional panel price.

Flat panel monitors and mounting brackets to be supplied by customer and are not included in above pricing.

Refer to page 89 for available accessories for Gateway free standing height adjustable media table.

GATEWAY™ FREESTANDING HEIGHT ADJUSTABLE MEDIA TABLES ACCESSORIES

— US ONLY —

Description

Hinged Door Storage: Opening Under Table

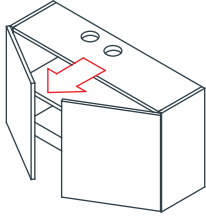



Table Depth	Model Number	Case Dimension	Finish	List Price
42"	42450/2	36" w x 12" d x 22 7/8" h	Veneer	2,200
42"	42450/5	36" w x 12" d x 22 7/8" h	Laminate	1,925
48"	42451/2	42" w x 12" d x 22 7/8" h	Veneer	2,685
48"	42451/5	42" w x 12" d x 22 7/8" h	Laminate	2,360
54"	42452/2	48" w x 12" d x 22 7/8" h	Veneer	3,240
54"	42452/5	48" w x 12" d x 22 7/8" h	Laminate	2,865
60"	42453/2	54" w x 12" d x 22 7/8" h	Veneer	3,900
60"	42453/5	54" w x 12" d x 22 7/8" h	Laminate	3,455

- Storage cases are available in all standard Nienkämper Veneer and P-Lam.
- Case includes 1 removable shelf.
- Wire exits through hole in bottom of case.
- Touch latches are standard
- For options like custom material or finish, face lock, non-standard pulls or custom wire exit, contact Customer Service.

To order a storage base element is simple:

- 1) Pick the Gateway Free Standing Height Adjustable table that suits your requirement from pages 48-61.
- 2) Select the storage element in the finish you would like from above making sure the overall case width is 6" less than your table.

Upholstered Decorative Panel



Model Number	Case Dimension	Fabric Yrds	List Price				
			COM		Knoll Textiles		
			1	2	3	4	
42454	66" w x 1 5/16" d x 47" h	4	1,465	1,930	2,245	2,620	2,985

- Decorative panels are used when the table is in a position where the back of the TV may be seen.
- Panels are available in one size.
- Standard Knoll Textiles fabric is standard with an silver anodized trim.
- Most COM fabrics can be used, contact customer service for details.

VOX® CABLE CONDUIT

Vox® Expandable Cable Conduit



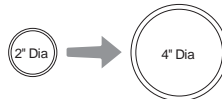
Expandable Cable Conduit for Standard Height

55024-B	Black	1,225
55024-S	Silver	1,225
55024-C	Clear	1,225

Expandable Cable Conduit for Standing Height

55024-BXL	Black	1,300
55024-SXL	Silver	1,300
55024-CXL	Clear	1,300

Note: Expandable Cable Conduit for height adjustable tables are 42" long.



The Vox® Expandable Cable Conduit is made of woven, flexible plastic wire. Its unique properties allow it to expand and contract to allow for different cable capacities.

A "U" bracket at the top attaches to the support rail. An 8" diameter counter weight is incorporated at the base which can be positioned to accommodate core drills or receptacle positions. Inside hole diameter is 3.5".

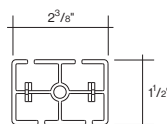
Cable capacity range is from two inches to four inches.

Shipped with extra length, the Vox expandable cable conduit can easily be shortened on site if required.

Vox® Linked Cable Conduit



55025-B	Black	1,335
55025-S	Silver	1,335
55025-C	Clear	1,335



The Vox® Linked Cable Conduit is comprised of a series of plastic elements that are divided into 4 cavities.

As an assembly it bends in a single direction but may also be rotated about its top mount.

A "U" bracket at the top attaches to the support rail.

An 8" diameter counter weight is incorporated at the base which can be positioned to accommodate core drills or receptacle positions. Inside hole diameter is 3.5".

- 2" long segments can be removed to desired length.
- Wire capacity: eighteen 16 gauge cables.

nienkämpfer

CONFERENCE TABLES

GATEWAY COLLECTION



2026

GATEWAY™ CONFERENCE & STAND ALONE TABLES

FEATURES & OPTIONS

Top Options:

Dimensions:

- 3 table heights are standard to Gateway Tables, 22" (loung height) (Square & Round table only), 29" (standard work height) and 38" (standing height).
- Table widths: 30" - 54"
- Table lengths are available from 60" - 240"
- Top thickness is 1¼"

Top Shape:

- Standard top shapes are Round, Soft Square, Boat, Racetrack, Soft Rectangle, Super Ellipse, Closed Vista, Boomerang.

Edges:

- 2" taper edge is standard but all standard Nienkämper edges are also available.
- Edge material may be solid wood or translucent plastic.

Material /Finishes:

- Gateway table tops are available in all Nienkämper high quality veneers, stains and finishes.
- All standard plastic laminates are offered.

Connectivity Options:

- Tables can be specified with a variety of power/data/video/audio solutions for singular and group requirement.
- The system can also be customized to suite customer specific equipment. Contact customer service for details **800.668.9318**.



Vox® M Forum



Simple Popup Forum



Simple Forum



Vox® Double Sided Forum



Base Features & Options:

Dimensions:

- Gateway tables have 3 distinct base styles: 2 prong angled, 2 prong straight and cruciform.
- Bases are available in 24" and 34" wide sizes.

Finishes:

- Bases are standard with a mirror polished finish.
- Bases are available in all standard Nienkämper powder coat colors.

Wire Management:

- All Gateway fixed height bases allow for wires to pass through their support post and out the base foot to the floor.
- Standard Nienkämper cable conduit also available for high volume solution.

Post



Foot Assembly



GATEWAY™ SMALL TABLES

ROUND SHAPE | SQUARE WITH ROUND CORNERS



Specify edge type: add the two letter code after the model number



Standard Height (29")



L"	X	D"	Top Finish	Top Sections	Model Number	List Price
24	24	24	Veneer	1	42161/2	4,295
24	24	24	Laminate	1	42161/5	4,135
30	30	30	Veneer	1	42162/2	4,765
30	30	30	Laminate	1	42162/5	4,495
36	36	36	Veneer	1	42163/2	5,215
36	36	36	Laminate	1	42163/5	4,855
42	42	42	Veneer	1	42164/2	5,880
42	42	42	Laminate	1	42164/5	5,265
48	48	48	Veneer	1	42165/2	6,325
48	48	48	Laminate	1	42165/5	5,540

Lounge Height (22")

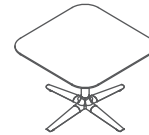


L"	X	D"	Top Finish	Top Sections	Model Number	List Price
24	24	24	Veneer	1	42166/2	4,295
24	24	24	Laminate	1	42166/5	4,135
30	30	30	Veneer	1	42167/2	4,765
30	30	30	Laminate	1	42167/5	4,495
36	36	36	Veneer	1	42168/2	5,215
36	36	36	Laminate	1	42168/5	4,855
42	42	42	Veneer	1	42169/2	5,880
42	42	42	Laminate	1	42169/5	5,265
48	48	48	Veneer	1	42170/2	6,325
48	48	48	Laminate	1	42170/5	5,540



* Based on a chair width of 25"

L"	X	D"	Top Finish	Top Sections	Model Number	List Price
24	24	24	Veneer	1	42171/2	4,295
24	24	24	Laminate	1	42171/5	4,135
30	30	30	Veneer	1	42172/2	4,765
30	30	30	Laminate	1	42172/5	4,495
36	36	36	Veneer	1	42173/2	5,215
36	36	36	Laminate	1	42173/5	4,855
42	42	42	Veneer	1	42174/2	5,880
42	42	42	Laminate	1	42174/5	5,265



L"	X	D"	Top Finish	Top Sections	Model Number	List Price
24	24	24	Veneer	1	42176/2	4,295
24	24	24	Laminate	1	42176/5	4,135
30	30	30	Veneer	1	42177/2	4,765
30	30	30	Laminate	1	42177/5	4,495
36	36	36	Veneer	1	42178/2	5,215
36	36	36	Laminate	1	42178/5	4,855
42	42	42	Veneer	1	42179/2	5,880
42	42	42	Laminate	1	42179/5	5,265

GATEWAY™ CONFERENCE TABLES

BOAT SHAPE



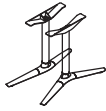
Specify edge type: add the two letter code after the model number



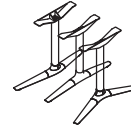
Facet, Flowform, Camber Edge profiles located on long ends only- Ends are self edge.

Table height= 29"

2 Bases



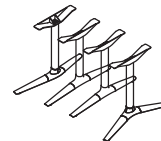
3 Bases



L"	X	D"	Sugg Seat Capacity	Top Finish	Top Sections	Model Number	List Price
* Based on a chair width of 25"							
60	30	4-6	Veneer	1	42041/2	6,745	
60	30	4-6	Laminate	1	42041/5	6,155	
72	30	4-6	Veneer	1	42181/2	7,315	
72	30	4-6	Laminate	1	42181/5	6,440	
72	36	6-8	Veneer	1	42042/2	7,700	
72	36	6-8	Laminate	1	42042/5	6,690	
84	36	6-8	Veneer	1	42182/2	8,095	
84	36	6-8	Laminate	1	42182/5	6,965	
84	42	6-8	Veneer	1	42043/2	8,520	
84	42	6-8	Laminate	1	42043/5	7,170	
96	42	6-8	Veneer	1	42044/2	8,960	
96	42	6-8	Laminate	1	42044/5	7,455	
96	48	6-8	Veneer	1	42045/2	9,465	
96	48	6-8	Laminate	1	42045/5	7,655	
108	42	8-10	Veneer	2	42046/2	9,675	
108	42	8-10	Laminate	2	42046/5	7,915	
108	48	8-10	Veneer	2	42047/2	10,230	
108	48	8-10	Laminate	2	42047/5	8,290	
120	42	8-10	Veneer	2	42048/2	10,115	
120	42	8-10	Laminate	2	42048/5	8,155	
120	48	8-10	Veneer	2	42049/2	10,745	
120	48	8-10	Laminate	2	42049/5	8,490	
120	54	8-10	Veneer	2	42050/2	11,295	
120	54	8-10	Laminate	2	42050/5	8,810	

L"	X	D"	Sugg Seat Capacity	Top Finish	Top Sections	Model Number	List Price
132	48	10-12	Veneer	2	42051/2	13,160	
132	48	10-12	Laminate	2	42051/5	10,685	
132	54	10-12	Veneer	2	42052/2	13,795	
132	54	10-12	Laminate	2	42052/5	11,045	
144	48	10-12	Veneer	2	42053/2	13,660	
144	48	10-12	Laminate	2	42053/5	10,945	
144	54	10-12	Veneer	2	42054/2	14,360	
144	54	10-12	Laminate	2	42054/5	11,285	
156	48	12-14	Veneer	2	42056/2	14,235	
156	48	12-14	Laminate	2	42056/5	11,285	
156	54	12-14	Veneer	2	42057/2	15,040	
156	54	12-14	Laminate	2	42057/5	11,725	
168	48	12-14	Veneer	2	42059/2	15,515	
168	48	12-14	Laminate	2	42059/5	12,320	
168	54	12-14	Veneer	2	42060/2	16,425	
168	54	12-14	Laminate	2	42060/5	12,840	
180	54	14-16	Veneer	3	42062/2	17,070	
180	54	14-16	Laminate	3	42062/5	13,150	

4 Bases



192	54	14-16	Veneer	4	42064/2	17,765
192	54	14-16	Laminate	4	42064/5	13,540
204	54	16-18	Veneer	4	42066/2	18,350
204	54	16-18	Laminate	4	42066/5	13,935
216	54	16-18	Veneer	4	42068/2	18,940
216	54	16-18	Laminate	4	42068/5	14,290
228	54	16-18	Veneer	4	42183/2	19,995
228	54	16-18	Laminate	4	42183/5	15,085
240	54	16-18	Veneer	4	42184/2	21,050
240	54	16-18	Laminate	4	42184/5	15,885

GATEWAY™ CONFERENCE TABLES

RACETRACK SHAPE

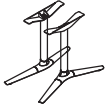


Specify edge type: add the two letter code after the model number

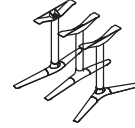


Table height= 29"

2 Bases



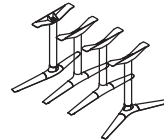
3 Bases



L"	X	D"	Sugg Seat Capacity	Top Finish	Top Sections	Model Number	List Price
* Based on a chair width of 25"							
60	30	4-6	Veneer	1	42101/2	6,900	
60	30	4-6	Laminate	1	42101/5	6,310	
72	30	4-6	Veneer	1	42185/2	7,495	
72	30	4-6	Laminate	1	42185/5	6,595	
72	36	6-8	Veneer	1	42102/2	7,890	
72	36	6-8	Laminate	1	42102/5	6,860	
84	36	6-8	Veneer	1	42186/2	8,290	
84	42	6-8	Laminate	1	42186/5	7,130	
84	36	6-8	Veneer	1	42103/2	8,730	
84	42	6-8	Laminate	1	42103/5	7,345	
96	42	6-8	Veneer	1	42104/2	9,180	
96	42	6-8	Laminate	1	42104/5	7,635	
96	48	6-8	Veneer	1	42105/2	9,695	
96	48	6-8	Laminate	1	42105/5	7,840	
108	42	8-10	Veneer	2	42106/2	9,910	
108	42	8-10	Laminate	2	42106/5	8,105	
108	48	8-10	Veneer	2	42107/2	10,475	
108	48	8-10	Laminate	2	42107/5	8,490	
120	42	8-10	Veneer	2	42108/2	10,360	
120	42	8-10	Laminate	2	42108/5	8,355	
120	48	8-10	Veneer	2	42109/2	11,000	
120	48	8-10	Laminate	2	42109/5	8,700	
120	54	8-10	Veneer	2	42110/2	11,570	
120	54	8-10	Laminate	2	42110/5	9,020	

L"	X	D"	Sugg Seat Capacity	Top Finish	Top Sections	Model Number	List Price
* Based on a chair width of 25"							
132	48	10-12	Veneer	2	42111/2	13,480	
132	48	10-12	Laminate	2	42111/5	10,950	
132	54	10-12	Veneer	2	42112/2	14,125	
132	54	10-12	Laminate	2	42112/5	11,305	
144	48	10-12	Veneer	2	42113/2	13,995	
144	48	10-12	Laminate	2	42113/5	11,205	
144	54	10-12	Veneer	2	42114/2	14,710	
144	54	10-12	Laminate	2	42114/5	11,550	
156	48	12-14	Veneer	2	42116/2	14,580	
156	48	12-14	Laminate	2	42116/5	11,550	
156	54	12-14	Veneer	2	42117/2	15,400	
156	54	12-14	Laminate	2	42117/5	12,005	
168	48	12-14	Veneer	2	42119/2	15,900	
168	48	12-14	Laminate	2	42119/5	12,620	
168	54	12-14	Veneer	2	42120/2	16,830	
168	54	12-14	Laminate	2	42120/5	13,155	
180	54	14-16	Veneer	3	42122/2	17,485	
180	54	14-16	Laminate	3	42122/5	13,470	

4 Bases



192	54	14-16	Veneer	4	42124/2	18,195
192	54	14-16	Laminate	4	42124/5	13,875
204	54	16-18	Veneer	4	42126/2	18,795
204	54	16-18	Laminate	4	42126/5	14,275
216	54	16-18	Veneer	4	42128/2	19,400
216	54	16-18	Laminate	4	42128/5	14,635
228	54	16-18	Veneer	4	42187/2	20,485
228	54	16-18	Laminate	4	42187/5	15,450
240	54	16-18	Veneer	4	42188/2	21,565
240	54	16-18	Laminate	4	42188/5	16,260

GATEWAY™ CONFERENCE TABLES

RECTANGLE SHAPE



Specify edge type: add the two letter code after the model number



Taper Edge (TE)



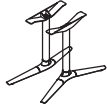
Self Edge (SE)



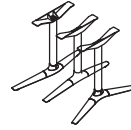
Camber Edge (CE)
5% upcharge
laminite not available

Table height= 29"

2 Bases



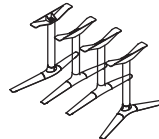
3 Bases



L"	X	D"	Sugg Seat Capacity	Top Finish	Top Sections	Model Number	List Price
* Based on a chair width of 25"							
60	30	4-6	Veneer	1	42199/2	6,440	
60	30	4-6	Laminate	1	42199/5	5,890	
72	30	4-6	Veneer	1	42200/2	6,995	
72	30	4-6	Laminate	1	42200/5	6,080	
72	36	6-8	Veneer	1	42201/2	7,365	
72	36	6-8	Laminate	1	42201/5	6,400	
84	36	6-8	Veneer	1	42202/2	7,735	
84	36	6-8	Laminate	1	42202/5	6,660	
84	42	6-8	Veneer	1	42203/2	8,145	
84	42	6-8	Laminate	1	42203/5	6,860	
96	42	6-8	Veneer	1	42204/2	8,565	
96	42	6-8	Laminate	1	42204/5	7,125	
96	48	6-8	Veneer	1	42205/2	9,050	
96	48	6-8	Laminate	1	42205/5	7,315	
108	42	8-10	Veneer	2	42206/2	9,255	
108	42	8-10	Laminate	2	42206/5	7,560	
108	48	8-10	Veneer	2	42207/2	9,780	
108	48	8-10	Laminate	2	42207/5	7,930	
120	42	8-10	Veneer	2	42208/2	9,675	
120	42	8-10	Laminate	2	42208/5	7,800	
120	48	8-10	Veneer	2	42209/2	10,270	
120	48	8-10	Laminate	2	42209/5	8,125	
120	54	8-10	Veneer	2	42210/2	10,800	
120	54	8-10	Laminate	2	42210/5	8,425	

L"	x	D"	Sugg Seat Capacity	Top Finish	Top Sections	Model Number	List Price
* Based on a chair width of 25"							
132	48	10-12	Veneer	2	42211/2	12,580	
132	48	10-12	Laminate	2	42211/5	10,220	
132	54	10-12	Veneer	2	42212/2	13,180	
132	54	10-12	Laminate	2	42212/5	10,550	
144	48	10-12	Veneer	2	42213/2	13,065	
144	48	10-12	Laminate	2	42213/5	10,460	
144	54	10-12	Veneer	2	42214/2	13,725	
144	54	10-12	Laminate	2	42214/5	10,785	
156	48	12-14	Veneer	2	42215/2	13,610	
156	48	12-14	Laminate	2	42215/5	10,785	
156	54	12-14	Veneer	2	42216/2	14,375	
156	54	12-14	Laminate	2	42216/5	11,205	
168	48	12-14	Veneer	2	42217/2	14,840	
168	48	12-14	Laminate	2	42217/5	11,780	
168	54	12-14	Veneer	2	42218/2	15,705	
168	54	12-14	Laminate	2	42218/5	12,275	
180	54	14-16	Veneer	3	42219/2	16,320	
180	54	14-16	Laminate	3	42219/5	12,570	

4 Bases



192	54	14-16	Veneer	4	42220/2	16,980
192	54	14-16	Laminate	4	42220/5	12,950
204	54	16-18	Veneer	4	42221/2	17,545
204	54	16-18	Laminate	4	42221/5	13,325
216	54	16-18	Veneer	4	42222/2	18,110
216	54	16-18	Laminate	4	42222/5	13,660
228	54	16-18	Veneer	4	42223/2	19,120
228	54	16-18	Laminate	4	42223/5	12,980
240	54	16-18	Veneer	4	42224/2	20,125
240	54	16-18	Laminate	4	42224/5	13,665

GATEWAY™ CONFERENCE TABLES

RECTANGLE SHAPE WITH SOFT (6" RADIUS) CORNERS



Specify edge type: add the two letter code after the model number



Taper Edge (TE)



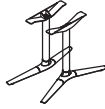
Self Edge (SE)



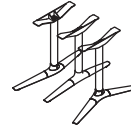
Camber Edge (CE)
8" radius edge required
5% upcharge
laminite not available

Table height= 29"

2 Bases



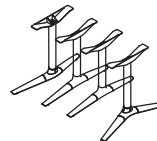
3 Bases



L"	X	D"	Sugg Seat Capacity	Top Finish	Top Sections	Model Number	List Price
* Based on a chair width of 25"							
60	30	30	4-6	Veneer	1	42011/2	6,570
60	30	30	4-6	Laminate	1	42011/5	6,005
72	30	30	4-6	Veneer	1	42189/2	7,135
72	30	30	4-6	Laminate	1	42189/5	6,205
72	36	36	6-8	Veneer	1	42012/2	7,510
72	36	36	6-8	Laminate	1	42012/5	6,530
84	36	36	6-8	Veneer	1	42190/2	7,895
84	36	36	6-8	Laminate	1	42190/5	6,790
84	42	42	6-8	Veneer	1	42013/2	8,310
84	42	42	6-8	Laminate	1	42013/5	6,995
96	42	42	6-8	Veneer	1	42014/2	8,740
96	42	42	6-8	Laminate	1	42014/5	7,270
96	48	48	6-8	Veneer	1	42015/2	9,230
96	48	48	6-8	Laminate	1	42015/5	7,465
108	42	42	8-10	Veneer	2	42016/2	9,435
108	42	42	8-10	Laminate	2	42016/5	7,715
108	48	48	8-10	Veneer	2	42017/2	9,975
108	48	48	8-10	Laminate	2	42017/5	8,085
120	42	42	8-10	Veneer	2	42018/2	9,865
120	42	42	8-10	Laminate	2	42018/5	7,955
120	48	48	8-10	Veneer	2	42019/2	10,475
120	48	48	8-10	Laminate	2	42019/5	8,285
120	54	54	8-10	Veneer	2	42020/2	11,015
120	54	54	8-10	Laminate	2	42020/5	8,590

L"	x	D"	Sugg Seat Capacity	Top Finish	Top Sections	Model Number	List Price
* Based on a chair width of 25"							
132	48	48	10-12	Veneer	2	42021/2	12,835
132	48	48	10-12	Laminate	2	42021/5	10,425
132	54	54	10-12	Veneer	2	42022/2	13,450
132	54	54	10-12	Laminate	2	42022/5	10,765
144	48	48	10-12	Veneer	2	42023/2	13,325
144	48	48	10-12	Laminate	2	42023/5	10,670
144	54	54	10-12	Veneer	2	42024/2	14,005
144	54	54	10-12	Laminate	2	42024/5	11,000
156	48	48	12-14	Veneer	2	42026/2	13,885
156	48	48	12-14	Laminate	2	42026/5	11,000
156	54	54	12-14	Veneer	2	42027/2	14,665
156	54	54	12-14	Laminate	2	42027/5	11,430
168	48	48	12-14	Veneer	2	42029/2	15,140
168	48	48	12-14	Laminate	2	42029/5	12,015
168	54	54	12-14	Veneer	2	42030/2	16,025
168	54	54	12-14	Laminate	2	42030/5	12,525
180	54	54	14-16	Veneer	3	42032/2	16,650
180	54	54	14-16	Laminate	3	42032/5	12,825

4 Bases



192	54	54	14-16	Veneer	4	42034/2	17,325
192	54	54	14-16	Laminate	4	42034/5	13,210
204	54	54	16-18	Veneer	4	42036/2	17,900
204	54	54	16-18	Laminate	4	42036/5	13,595
216	54	54	16-18	Veneer	4	42038/2	18,475
216	54	54	16-18	Laminate	4	42038/5	13,935
228	54	54	16-18	Veneer	4	42191/2	19,505
228	54	54	16-18	Laminate	4	42191/5	13,245
240	54	54	16-18	Veneer	4	42192/2	20,535
240	54	54	16-18	Laminate	4	42192/5	13,940

GATEWAY™ CONFERENCE TABLES

SUPER ELLIPSE SHAPE



Specify edge type: add the two letter code after the model number

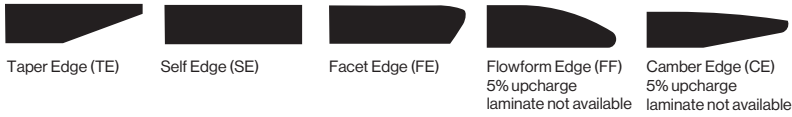
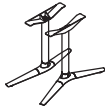


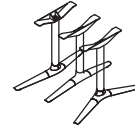
Table height= 29"

2 Bases



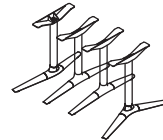
L"	X	D"	Sugg Seat Capacity	Top Finish	Top Sections	Model Number	List Price
* Based on a chair width of 25"							
60	30	4-6	Veneer	1		42071/2	7,070
60	30	4-6	Laminate	1		42071/5	6,455
72	30	4-6	Veneer	1		42193/2	7,680
72	30	4-6	Laminate	1		42193/5	6,670
72	36	6-8	Veneer	1		42072/2	8,075
72	36	6-8	Laminate	1		42072/5	7,015
84	36	6-8	Veneer	1		42194/2	8,485
84	36	6-8	Laminate	1		42194/5	7,150
84	42	6-8	Veneer	1		42073/2	8,935
84	42	6-8	Laminate	1		42073/5	7,520
96	42	6-8	Veneer	1		42074/2	9,400
96	42	6-8	Laminate	1		42074/5	7,820
96	48	6-8	Veneer	1		42075/2	9,925
96	48	6-8	Laminate	1		42075/5	8,025
108	42	8-10	Veneer	2		42076/2	10,145
108	42	8-10	Laminate	2		42076/5	8,295
108	48	8-10	Veneer	2		42077/2	10,730
108	48	8-10	Laminate	2		42077/5	8,695
120	42	8-10	Veneer	2		42078/2	10,605
120	42	8-10	Laminate	2		42078/5	8,550
120	48	8-10	Veneer	2		42079/2	11,270
120	48	8-10	Laminate	2		42079/5	8,905
120	54	8-10	Veneer	2		42080/2	11,845
120	54	8-10	Laminate	2		42080/5	9,235

3 Bases



L"	X	D"	Sugg Seat Capacity	Top Finish	Top Sections	Model Number	List Price
* Based on a chair width of 25"							
132	48	10-12	Veneer	2		42081/2	13,805
132	48	10-12	Laminate	2		42081/5	11,205
132	54	10-12	Veneer	2		42082/2	14,460
132	54	10-12	Laminate	2		42082/5	11,575
144	48	10-12	Veneer	2		42083/2	14,325
144	48	10-12	Laminate	2		42083/5	11,480
144	54	10-12	Veneer	2		42084/2	15,065
144	54	10-12	Laminate	2		42084/5	11,835
156	48	12-14	Veneer	2		42086/2	14,930
156	48	12-14	Laminate	2		42086/5	11,835
156	54	12-14	Veneer	2		42087/2	15,770
156	54	12-14	Laminate	2		42087/5	12,300
168	48	12-14	Veneer	2		42089/2	16,275
168	48	12-14	Laminate	2		42089/5	12,925
168	54	12-14	Veneer	2		42090/2	17,230
168	54	12-14	Laminate	2		42090/5	13,470
180	54	14-16	Veneer	3		42092/2	17,905
180	54	14-16	Laminate	3		42092/5	13,795

4 Bases



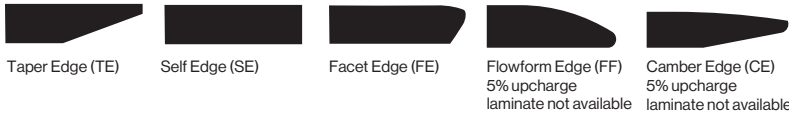
192	54	14-16	Veneer	4		42094/2	18,625
192	54	14-16	Laminate	4		42094/5	14,205
204	54	16-18	Veneer	4		42096/2	19,245
204	54	16-18	Laminate	4		42096/5	14,620
216	54	16-18	Veneer	4		42098/2	19,870
216	54	16-18	Laminate	4		42098/5	14,980
228	54	16-18	Veneer	4		42195/2	20,975
228	54	16-18	Laminate	4		42195/5	15,815
240	54	16-18	Veneer	4		42196/2	22,085
240	54	16-18	Laminate	4		42196/5	16,650

GATEWAY™ CONFERENCE TABLES

VISTA SHAPE (CLOSED) SHAPE



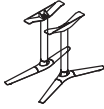
Specify edge type: add the two letter code after the model number



Facet, Flowform, Camber Edge profiles located on long ends only- Ends are self edge.

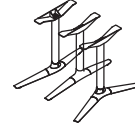
Table height= 29"

2 Bases



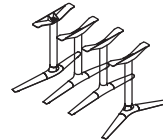
L"	X	D"	Sugg Seat Capacity	Top Finish	Top Sections	Model Number	List Price
* Based on a chair width of 25"							
96	33-48	6-8		Veneer	1	42135/2	9,870
96	33-48	6-8		Laminate	1	42135/5	7,975
108	33-48	8-10		Veneer	2	42137/2	10,670
108	33-48	8-10		Laminate	2	42137/5	8,640
120	33-48	8-10		Veneer	2	42139/2	11,185
120	33-48	8-10		Laminate	2	42139/5	8,835
120	38-54	8-10		Veneer	2	42140/2	11,755
120	38-54	8-10		Laminate	2	42140/5	9,180

3 Bases



L"	X	D"	Sugg Seat Capacity	Top Finish	Top Sections	Model Number	List Price
* Based on a chair width of 25"							
132	33-48	10-12		Veneer	2	42141/2	13,710
132	33-48	10-12		Laminate	2	42141/5	11,150
132	38-54	10-12		Veneer	2	42142/2	14,380
132	38-54	10-12		Laminate	2	42142/5	11,495
144	33-48	10-12		Veneer	2	42143/2	14,240
144	33-48	10-12		Laminate	2	42143/5	11,390
144	38-54	10-12		Veneer	2	42144/2	14,950
144	38-54	10-12		Laminate	2	42144/5	11,745
156	33-48	12-14		Veneer	2	42146/2	14,840
156	33-48	12-14		Laminate	2	42146/5	11,745
156	38-54	12-14		Veneer	2	42147/2	15,655
156	38-54	12-14		Laminate	2	42147/5	12,205
168	33-48	12-14		Veneer	2	42149/2	16,160
168	33-48	12-14		Laminate	2	42149/5	12,825
168	38-54	12-14		Veneer	2	42150/2	17,085
168	38-54	12-14		Laminate	2	42150/5	13,370
180	38-54	14-16		Veneer	3	42152/2	17,795
180	38-54	14-16		Laminate	3	42152/5	13,695

4 Bases



192	38-54	14-16		Veneer	4	42154/2	19,440
192	38-54	14-16		Laminate	4	42154/5	14,805
204	38-54	16-18		Veneer	4	42156/2	20,080
204	38-54	16-18		Laminate	4	42156/5	15,235
216	38-54	16-18		Veneer	4	42158/2	20,740
216	38-54	16-18		Laminate	4	42158/5	15,615
228	38-54	16-18		Veneer	4	42197/2	21,895
228	38-54	16-18		Laminate	4	42197/5	16,485
240	38-54	16-18		Veneer	4	42198/2	23,050
240	38-54	16-18		Laminate	4	42198/5	17,360

GATEWAY™ CONFERENCE TABLES BOOMERANG



Specify edge type: add the two letter code after the model number



Taper Edge (TE)



Self Edge (SE)



Camber Edge (CE)
8" radius edge required
5% upcharge
laminite not available

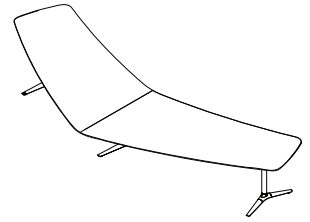
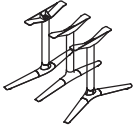
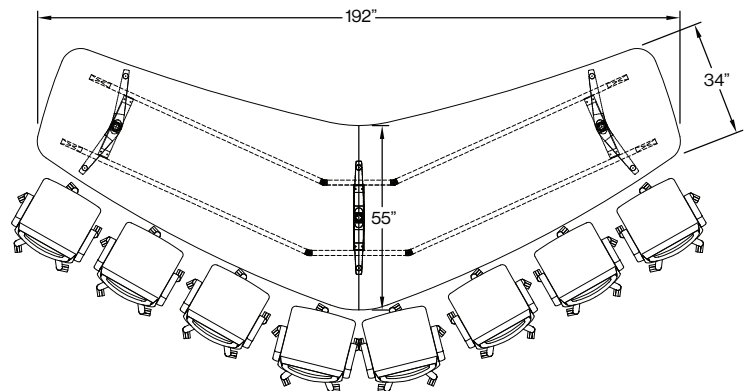
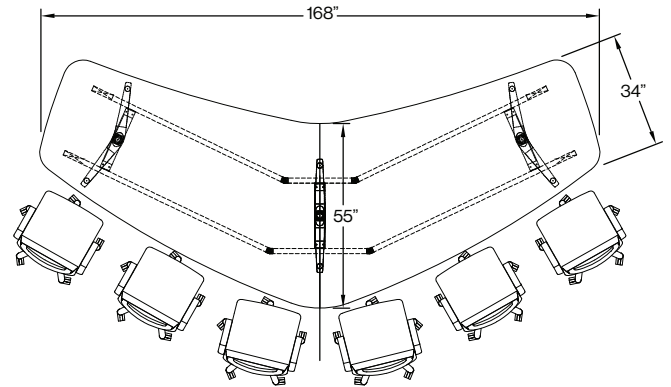
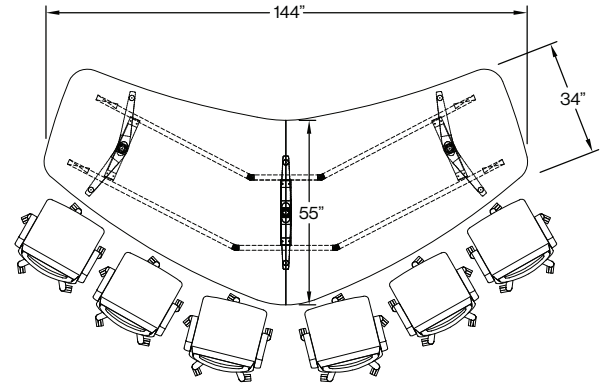


Table height= 29"

3 Bases



L"	X	D"	Sugg Seat Capacity	Top Finish	Top Sections	Model Number	List Price
* Based on a chair width of 25"							
144	55/34	6-8	6-8	Veneer	2	42001/2	17,630
144	55/34	6-8	6-8	Laminate	2	42001/5	14,065
168	55/34	10-12	10-12	Veneer	2	42002/2	19,925
168	55/34	10-12	10-12	Laminate	2	42002/5	15,760
192	55/34	10-12	10-12	Veneer	2	42003/2	21,860
192	55/34	10-12	10-12	Laminate	2	42003/5	17,085



Standard Features:

- Tops are 1/4" thick and available in all Nienkämper veneers, stains, finishes, and plastic laminates.
- Aluminum bases are standard with mirror polish; all standard Nienkämper powder coat finishes are also available. Contact Customer Service at **800.668.9318**
- Tables are offered in three sizes.
- 6" radius (soft) corners are standard (8" for Camber edge).
- Two soft-tread, non-marring casters.
- Boomerang-shaped tables are compatible with all Vox® Forums.
- Cables travel through the leg and exit through a 1/4" opening in the bottom of the foot casting, accommodating 1–2 cables.
- For higher cable capacity, a cable conduit should be selected

nienkämpfer

GATEWAY™ EDGE

CONFERENCE TABLES



2026

GATEWAY™ CONFERENCE TABLES

FEATURES & OPTIONS

Design - busk + hertzog

Top Options:

Dimensions:

- Conference tables are available in 29" Height
- Table widths: 30" - 54"
- Table lengths are available from 60" - 240"
- Top thickness is 1¼"

Top Shape:

Standard top shapes are Semi-Facet, Rectangular, Soft Rectangular, Super Ellipse, Boat, and Racetrack.

Edges:

- 2" taper edge is standard but all Nienkämper edges are available.
- Edge material may be solid wood or plastic edging.

Material /Finishes:

- Gateway™ Edge table tops are available in all Nienkämper high quality veneers, stains and finishes.
- All standard and finger print resistant plastic laminates are also offered.

Connectivity Options:

Gateway™ Edge Conference Tables are available with a range of single and multi-user connectivity devices to suit most technology and price point requirements.

- The system can also be customized to suite customer specific equipment.
- Tables are compatible with Vox® M Series Forum or Vox® Simple Forums.
- Wiring travels through Gateway™ Edge base to floor monuments.

Base Features & Options:

Dimensions:

- Bases are available in 20" and 30" wide sizes.
- Bases are standard with a mirror polished finish.
- Bases are available in all standard Nienkämper powder coat colors.

Wire Management:

- All Gateway™ Edge fixed height bases allow wires to pass through the support post and out the base foot to the floor.
- Standard Nienkämper cable conduit also available for a high volume solution.



Vox® M Forum



Vox® Simple Popup Forum



Vox® Simple Forum



Vox® Double Sided Forum



120"x48" Boat Shape with Soft Corners - Mdl 43593/5BS
RL-01 Finger Resistant P-lam Top with PC-06 Powder Coat Legs



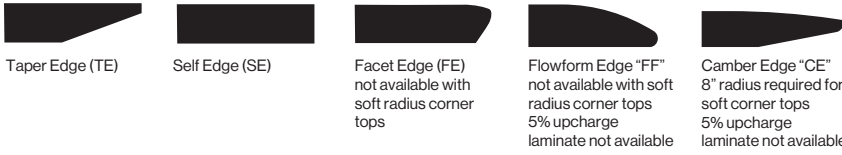
GATEWAY™ EDGE CONFERENCE TABLES

BOAT SHAPE Design - busk + hertzog



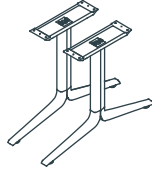
Specify edge type: add the two letter code after the model number

*If soft corners (6" radius) are desired please specify at time of order)



Facet, Flowform, Camber Edge profiles located on long ends only- Ends are self edge.

2 Bases



3 Bases

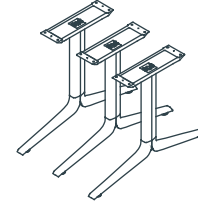
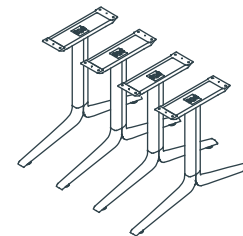


Table Height= 29"

L"	X	D"	Sugg Seat Capacity	Top Finish	Top Sections	Model Number	List Price
* Based on a chair width of 25"							
60	30	4-6	Veneer	1	43583/2BS	6,475	
60	30	4-6	Laminate	1	43583/5BS	5,915	
72	30	6-8	Veneer	1	43584/2BS	6,800	
72	30	6-8	Laminate	1	43584/5BS	6,215	
72	36	6-8	Veneer	1	43585/2BS	7,395	
72	36	6-8	Laminate	1	43585/5BS	6,430	
84	36	6-8	Veneer	1	43586/2BS	7,765	
84	36	6-8	Laminate	1	43586/5BS	6,755	
84	42	6-8	Veneer	1	43587/2BS	8,180	
84	42	6-8	Laminate	1	43587/5BS	6,885	
96	42	6-8	Veneer	1	43588/2BS	8,600	
96	42	6-8	Laminate	1	43588/5BS	7,165	
96	48	6-8	Veneer	1	43589/2BS	9,085	
96	48	6-8	Laminate	1	43589/5BS	7,350	
108	42	8-10	Veneer	2	43590/2BS	9,290	
108	42	8-10	Laminate	2	43590/5BS	7,600	
108	48	8-10	Veneer	2	43591/2BS	9,825	
108	48	8-10	Laminate	2	43591/5BS	7,960	
120	42	8-10	Veneer	2	43592/2BS	9,710	
120	42	8-10	Laminate	2	43592/5BS	7,830	
120	48	8-10	Veneer	2	43593/2BS	10,320	
120	48	8-10	Laminate	2	43593/5BS	8,155	
120	54	8-10	Veneer	2	43594/2BS	10,845	
120	54	8-10	Laminate	2	43594/5BS	8,460	

L"	X	D"	Sugg Seat Capacity	Top Finish	Top Sections	Model Number	List Price
* Based on a chair width of 25"							
132	48	10-12	Veneer	2	43595/2BS	12,635	
132	48	10-12	Laminate	2	43595/5BS	10,260	
132	54	10-12	Veneer	2	43596/2BS	13,245	
132	54	10-12	Laminate	2	43596/5BS	10,600	
144	48	10-12	Veneer	2	43597/2BS	13,110	
144	48	10-12	Laminate	2	43597/5BS	10,510	
144	54	10-12	Veneer	2	43598/2BS	13,790	
144	54	10-12	Laminate	2	43598/5BS	10,840	
156	48	12-14	Veneer	2	43599/2BS	13,670	
156	48	12-14	Laminate	2	43599/5BS	10,840	
156	54	12-14	Veneer	2	43600/2BS	14,440	
156	54	12-14	Laminate	2	43600/5BS	11,260	
168	48	12-14	Veneer	2	43601/2BS	14,895	
168	48	12-14	Laminate	2	43601/5BS	11,830	
168	54	12-14	Veneer	2	43602/2BS	15,770	
168	54	12-14	Laminate	2	43602/5BS	12,330	
180	54	14-16	Veneer	3	43603/2BS	16,390	
180	54	14-16	Laminate	3	43603/5BS	12,625	

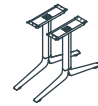
4 Bases



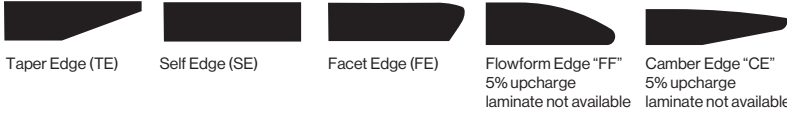
192	54	14-16	Veneer	4	43604/2BS	17,055
192	54	14-16	Laminate	4	43604/5BS	13,000
204	54	16-18	Veneer	4	43605/2BS	17,620
204	54	16-18	Laminate	4	43605/5BS	13,380
216	54	16-18	Veneer	4	43606/2BS	18,185
216	54	16-18	Laminate	4	43606/5BS	13,720
228	54	16-18	Veneer	4	43607/2BS	19,195
228	54	16-18	Laminate	4	43607/5BS	14,485
240	54	16-18	Veneer	4	43608/2BS	20,210
240	54	16-18	Laminate	4	43608/5BS	15,250

GATEWAY™ EDGE CONFERENCE TABLES

RACETRACK SHAPE Design - busk + hertzog



Specify edge type: add the two letter code after the model number



2 Bases

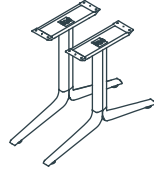
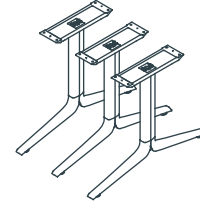


Table Height= 29"

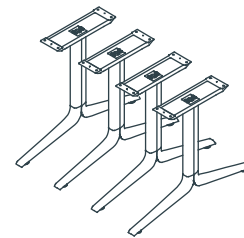
L"	X	D"	Sugg Seat Capacity	Top Finish	Top Sections	Model Number	List Price
* Based on a chair width of 25"							
60	30	4-6	Veneer	1	43583/2RK	6,630	
60	30	4-6	Laminate	1	43583/5RK	6,055	
72	30	6-8	Veneer	1	43584/2RK	6,965	
72	30	6-8	Laminate	1	43584/5RK	6,360	
72	36	6-8	Veneer	1	43585/2RK	7,575	
72	36	6-8	Laminate	1	43585/5RK	6,585	
84	36	6-8	Veneer	1	43586/2RK	7,955	
84	36	6-8	Laminate	1	43586/5RK	6,915	
84	42	6-8	Veneer	1	43587/2RK	8,380	
84	42	6-8	Laminate	1	43587/5RK	7,060	
96	42	6-8	Veneer	1	43588/2RK	8,815	
96	42	6-8	Laminate	1	43588/5RK	7,330	
96	48	6-8	Veneer	1	43589/2RK	9,310	
96	48	6-8	Laminate	1	43589/5RK	7,530	
108	42	8-10	Veneer	2	43590/2RK	9,515	
108	42	8-10	Laminate	2	43590/5RK	7,785	
108	48	8-10	Veneer	2	43591/2RK	10,060	
108	48	8-10	Laminate	2	43591/5RK	8,155	
120	42	8-10	Veneer	2	43592/2RK	9,950	
120	42	8-10	Laminate	2	43592/5RK	8,025	
120	48	8-10	Veneer	2	43593/2RK	10,565	
120	48	8-10	Laminate	2	43593/5RK	8,355	
120	54	8-10	Veneer	2	43594/2RK	11,105	
120	54	8-10	Laminate	2	43594/5RK	8,665	

3 Bases



L"	X	D"	Sugg Seat Capacity	Top Finish	Top Sections	Model Number	List Price
* Based on a chair width of 25"							
132	48	10-12	Veneer	2	43595/2RK	12,945	
132	48	10-12	Laminate	2	43595/5RK	10,515	
132	54	10-12	Veneer	2	43596/2RK	13,565	
132	54	10-12	Laminate	2	43596/5RK	10,855	
144	48	10-12	Veneer	2	43597/2RK	13,435	
144	48	10-12	Laminate	2	43597/5RK	10,760	
144	54	10-12	Veneer	2	43598/2RK	14,120	
144	54	10-12	Laminate	2	43598/5RK	11,090	
156	48	12-14	Veneer	2	43599/2RK	14,000	
156	48	12-14	Laminate	2	43599/5RK	11,090	
156	54	12-14	Veneer	2	43600/2RK	14,785	
156	54	12-14	Laminate	2	43600/5RK	11,525	
168	48	12-14	Veneer	2	43601/2RK	15,265	
168	48	12-14	Laminate	2	43601/5RK	12,115	
168	54	12-14	Veneer	2	43602/2RK	16,155	
168	54	12-14	Laminate	2	43602/5RK	12,630	
180	54	14-16	Veneer	3	43603/2RK	16,785	
180	54	14-16	Laminate	3	43603/5RK	12,935	

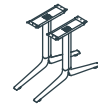
4 Bases



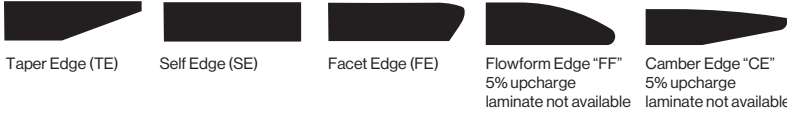
192	54	14-16	Veneer	4	43604/2RK	17,470
192	54	14-16	Laminate	4	43604/5RK	13,320
204	54	16-18	Veneer	4	43605/2RK	18,045
204	54	16-18	Laminate	4	43605/5RK	13,710
216	54	16-18	Veneer	4	43606/2RK	18,630
216	54	16-18	Laminate	4	43606/5RK	14,050
228	54	16-18	Veneer	4	43607/2RK	19,665
228	54	16-18	Laminate	4	43607/5RK	14,835
240	54	16-18	Veneer	4	43608/2RK	20,705
240	54	16-18	Laminate	4	43608/5RK	15,615

GATEWAY™ EDGE CONFERENCE TABLES

RECTANGLE SHAPE Design - busk + hertzog



Specify edge type: add the two letter code after the model number



2 Bases

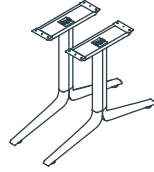
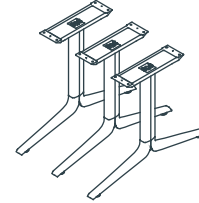


Table Height= 29"

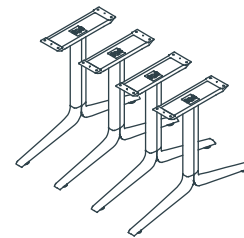
L"	X	D"	Sugg Seat Capacity	Top Finish	Top Sections	Model Number	List Price
* Based on a chair width of 25"							
60	30	4-6	Veneer	1	43583/2RT	6,180	
60	30	4-6	Laminate	1	43583/5RT	5,655	
72	36	6-8	Veneer	1	43584/2RT	6,495	
72	36	6-8	Laminate	1	43584/5RT	5,935	
72	36	6-8	Veneer	1	43585/2RT	7,070	
72	36	6-8	Laminate	1	43585/5RT	6,150	
84	36	6-8	Veneer	1	43586/2RT	7,425	
84	36	6-8	Laminate	1	43586/5RT	6,455	
84	42	6-8	Veneer	1	43587/2RT	7,820	
84	42	6-8	Laminate	1	43587/5RT	6,585	
96	42	6-8	Veneer	1	43588/2RT	8,230	
96	42	6-8	Laminate	1	43588/5RT	6,845	
96	48	6-8	Veneer	1	43589/2RT	8,690	
96	48	6-8	Laminate	1	43589/5RT	7,025	
108	42	8-10	Veneer	2	43590/2RT	8,885	
108	42	8-10	Laminate	2	43590/5RT	7,265	
108	48	8-10	Veneer	2	43591/2RT	9,390	
108	48	8-10	Laminate	2	43591/5RT	7,615	
120	42	8-10	Veneer	2	43592/2RT	9,285	
120	42	8-10	Laminate	2	43592/5RT	7,490	
120	48	8-10	Veneer	2	43593/2RT	9,860	
120	48	8-10	Laminate	2	43593/5RT	7,800	
120	54	8-10	Veneer	2	43594/2RT	10,370	
120	54	8-10	Laminate	2	43594/5RT	8,085	

3 Bases



L"	X	D"	Sugg Seat Capacity	Top Finish	Top Sections	Model Number	List Price
* Based on a chair width of 25"							
132	48	10-12	Veneer	2	43595/2RT	12,085	
132	48	10-12	Laminate	2	43595/5RT	9,810	
132	54	10-12	Veneer	2	43596/2RT	12,655	
132	54	10-12	Laminate	2	43596/5RT	10,130	
144	48	10-12	Veneer	2	43597/2RT	12,545	
144	48	10-12	Laminate	2	43597/5RT	10,040	
144	54	10-12	Veneer	2	43598/2RT	13,180	
144	54	10-12	Laminate	2	43598/5RT	10,355	
156	48	12-14	Veneer	2	43599/2RT	13,070	
156	48	12-14	Laminate	2	43599/5RT	10,355	
156	54	12-14	Veneer	2	43600/2RT	13,805	
156	54	12-14	Laminate	2	43600/5RT	10,760	
168	48	12-14	Veneer	2	43601/2RT	14,245	
168	48	12-14	Laminate	2	43601/5RT	11,310	
168	54	12-14	Veneer	2	43602/2RT	15,080	
168	54	12-14	Laminate	2	43602/5RT	11,790	
180	54	14-16	Veneer	3	43603/2RT	15,675	
180	54	14-16	Laminate	3	43603/5RT	12,070	

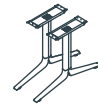
4 Bases



192	54	14-16	Veneer	4	43604/2RT	16,305
192	54	14-16	Laminate	4	43604/5RT	12,435
204	54	16-18	Veneer	4	43605/2RT	16,845
204	54	16-18	Laminate	4	43605/5RT	12,795
216	54	16-18	Veneer	4	43606/2RT	17,390
216	54	16-18	Laminate	4	43606/5RT	13,115
228	54	16-18	Veneer	4	43607/2RT	18,355
228	54	16-18	Laminate	4	43607/5RT	13,845
240	54	16-18	Veneer	4	43608/2RT	19,320
240	54	16-18	Laminate	4	43608/5RT	14,575

GATEWAY™ EDGE CONFERENCE TABLES

SOFT RECTANGLE SHAPE Design - busk + hertzog



Specify edge type: add the two letter code after the model number



Taper Edge (TE)



Self Edge (SE)



Camber Edge "CE"
8" radius required for
soft corner tops
5% upcharge
laminates not available

2 Bases

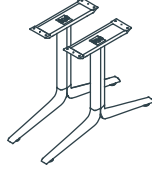
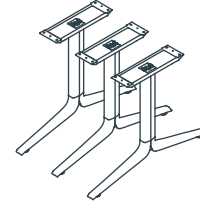


Table Height= 29"

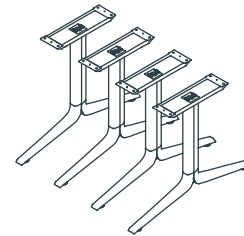
L"	X	D"	Sugg Seat Capacity	Top Finish	Top Sections	Model Number	List Price
* Based on a chair width of 25"							
60	30	4-6	4-6	Veneer	1	43583/2RS	6,310
60	30	4-6	4-6	Laminate	1	43583/5RS	5,765
72	36	6-8	6-8	Veneer	1	43584/2RS	6,630
72	36	6-8	6-8	Laminate	1	43584/5RS	6,055
72	36	6-8	6-8	Veneer	1	43585/2RS	7,210
72	36	6-8	6-8	Laminate	1	43585/5RS	6,270
84	36	6-8	6-8	Veneer	1	43586/2RS	7,575
84	36	6-8	6-8	Laminate	1	43586/5RS	6,585
84	42	6-8	6-8	Veneer	1	43587/2RS	7,975
84	42	6-8	6-8	Laminate	1	43587/5RS	6,715
96	42	6-8	6-8	Veneer	1	43588/2RS	8,390
96	42	6-8	6-8	Laminate	1	43588/5RS	6,980
96	48	6-8	6-8	Veneer	1	43589/2RS	8,865
96	48	6-8	6-8	Laminate	1	43589/5RS	7,170
108	42	8-10	8-10	Veneer	2	43590/2RS	9,065
108	42	8-10	8-10	Laminate	2	43590/5RS	7,410
108	48	8-10	8-10	Veneer	2	43591/2RS	9,580
108	48	8-10	8-10	Laminate	2	43591/5RS	7,765
120	42	8-10	8-10	Veneer	2	43592/2RS	9,475
120	42	8-10	8-10	Laminate	2	43592/5RS	7,640
120	48	8-10	8-10	Veneer	2	43593/2RS	10,060
120	48	8-10	8-10	Laminate	2	43593/5RS	7,955
120	54	8-10	8-10	Veneer	2	43594/2RS	10,580
120	54	8-10	8-10	Laminate	2	43594/5RS	8,250

3 Bases



L"	X	D"	Sugg Seat Capacity	Top Finish	Top Sections	Model Number	List Price
* Based on a chair width of 25"							
132	48	10-12	10-12	Veneer	2	43595/2RS	12,325
132	48	10-12	10-12	Laminate	2	43595/5RS	10,010
132	54	10-12	10-12	Veneer	2	43596/2RS	12,910
132	54	10-12	10-12	Laminate	2	43596/5RS	10,335
144	48	10-12	10-12	Veneer	2	43597/2RS	12,795
144	48	10-12	10-12	Laminate	2	43597/5RS	10,245
144	54	10-12	10-12	Veneer	2	43598/2RS	13,450
144	54	10-12	10-12	Laminate	2	43598/5RS	10,565
156	48	12-14	12-14	Veneer	2	43599/2RS	13,330
156	48	12-14	12-14	Laminate	2	43599/5RS	10,565
156	54	12-14	12-14	Veneer	2	43600/2RS	14,085
156	54	12-14	12-14	Laminate	2	43600/5RS	10,975
168	48	12-14	12-14	Veneer	2	43601/2RS	14,535
168	48	12-14	12-14	Laminate	2	43601/5RS	11,535
168	54	12-14	12-14	Veneer	2	43602/2RS	15,385
168	54	12-14	12-14	Laminate	2	43602/5RS	12,025
180	54	14-16	14-16	Veneer	3	43603/2RS	15,990
180	54	14-16	14-16	Laminate	3	43603/5RS	12,315

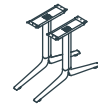
4 Bases



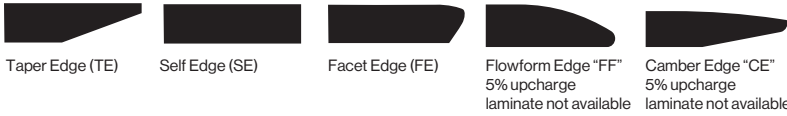
192	54	14-16	14-16	Veneer	4	43604/2RS	16,635
192	54	14-16	14-16	Laminate	4	43604/5RS	12,685
204	54	16-18	16-18	Veneer	4	43605/2RS	17,185
204	54	16-18	16-18	Laminate	4	43605/5RS	13,055
216	54	16-18	16-18	Veneer	4	43606/2RS	17,740
216	54	16-18	16-18	Laminate	4	43606/5RS	13,380
228	54	16-18	16-18	Veneer	4	43607/2RS	18,730
228	54	16-18	16-18	Laminate	4	43607/5RS	14,125
240	54	16-18	16-18	Veneer	4	43608/2RS	19,715
240	54	16-18	16-18	Laminate	4	43608/5RS	14,870

GATEWAY™ EDGE CONFERENCE TABLES

SUPER ELLIPSE SHAPE Design - busk + hertzog



Specify edge type: add the two letter code after the model number



2 Bases

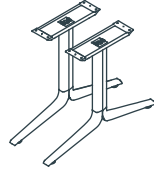
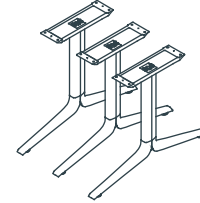


Table Height= 29"

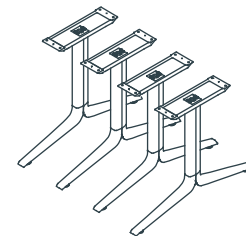
L"	X	D"	Sugg Seat Capacity	Top Finish	Top Sections	Model Number	List Price
* Based on a chair width of 25"							
60	30	4-6	Veneer	1	43583/2SE	6,790	
60	30	4-6	Laminate	1	43583/5SE	6,195	
72	30	6-8	Veneer	1	43584/2SE	7,130	
72	30	6-8	Laminate	1	43584/5SE	6,505	
72	36	6-8	Veneer	1	43585/2SE	7,755	
72	36	6-8	Laminate	1	43585/5SE	6,740	
84	36	6-8	Veneer	1	43586/2SE	8,145	
84	36	6-8	Laminate	1	43586/5SE	7,080	
84	42	6-8	Veneer	1	43587/2SE	8,575	
84	42	6-8	Laminate	1	43587/5SE	7,220	
96	42	6-8	Veneer	1	43588/2SE	9,025	
96	42	6-8	Laminate	1	43588/5SE	7,510	
96	48	6-8	Veneer	1	43589/2SE	9,530	
96	48	6-8	Laminate	1	43589/5SE	7,705	
108	42	8-10	Veneer	2	43590/2SE	9,740	
108	42	8-10	Laminate	2	43590/5SE	7,965	
108	48	8-10	Veneer	2	43591/2SE	10,305	
108	48	8-10	Laminate	2	43591/5SE	8,350	
120	42	8-10	Veneer	2	43592/2SE	10,185	
120	42	8-10	Laminate	2	43592/5SE	8,210	
120	48	8-10	Veneer	2	43593/2SE	10,825	
120	48	8-10	Laminate	2	43593/5SE	8,555	
120	54	8-10	Veneer	2	43594/2SE	11,375	
120	54	8-10	Laminate	2	43594/5SE	8,870	

3 Bases



L"	X	D"	Sugg Seat Capacity	Top Finish	Top Sections	Model Number	List Price
* Based on a chair width of 25"							
132	48	10-12	Veneer	2	43595/2SE	13,255	
132	48	10-12	Laminate	2	43595/5SE	10,760	
132	54	10-12	Veneer	2	43596/2SE	13,885	
132	54	10-12	Laminate	2	43596/5SE	11,110	
144	48	10-12	Veneer	2	43597/2SE	13,750	
144	48	10-12	Laminate	2	43597/5SE	11,020	
144	54	10-12	Veneer	2	43598/2SE	14,465	
144	54	10-12	Laminate	2	43598/5SE	11,365	
156	48	12-14	Veneer	2	43599/2SE	14,335	
156	48	12-14	Laminate	2	43599/5SE	11,365	
156	54	12-14	Veneer	2	43600/2SE	15,140	
156	54	12-14	Laminate	2	43600/5SE	11,810	
168	48	12-14	Veneer	2	43601/2SE	15,625	
168	48	12-14	Laminate	2	43601/5SE	12,410	
168	54	12-14	Veneer	2	43602/2SE	16,540	
168	54	12-14	Laminate	2	43602/5SE	12,935	
180	54	14-16	Veneer	3	43603/2SE	17,190	
180	54	14-16	Laminate	3	43603/5SE	13,245	

4 Bases



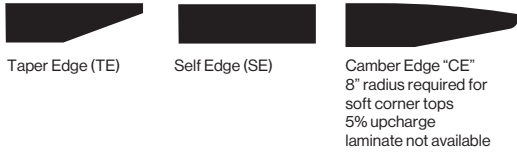
192	54	14-16	Veneer	4	43604/2SE	17,885
192	54	14-16	Laminate	4	43604/5SE	13,635
204	54	16-18	Veneer	4	43605/2SE	18,475
204	54	16-18	Laminate	4	43605/5SE	14,035
216	54	16-18	Veneer	4	43606/2SE	19,075
216	54	16-18	Laminate	4	43606/5SE	14,380
228	54	16-18	Veneer	4	43607/2SE	20,180
228	54	16-18	Laminate	4	43607/5SE	15,185
240	54	16-18	Veneer	4	43608/2SE	21,245
240	54	16-18	Laminate	4	43608/5SE	15,990

GATEWAY™ EDGE CONFERENCE TABLES

FACETED BOAT SHAPE Design - busk + hertzog



Specify edge type: add the two letter code after the model number



Taper Edge (TE)

Self Edge (SE)

Camber Edge "CE"
8" radius required for
soft corner tops
5% upcharge
laminite not available

2 Bases

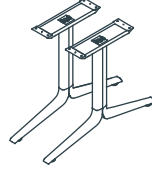
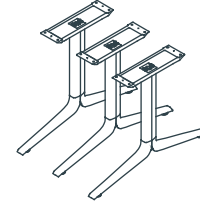


Table Height= 29"

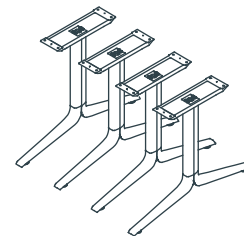
L"	X	D"	Sugg Seat Capacity	Top Finish	Top Sections	Model Number	List Price
* Based on a chair width of 25"							
72	36	6-8	Veneer	1	43585/2FB	7,585	
72	36	6-8	Laminate	1	43585/5FB	6,590	
84	36	6-8	Veneer	1	43586/2FB	7,960	
84	36	6-8	Laminate	1	43586/5FB	6,925	
84	42	6-8	Veneer	1	43587/2FB	8,385	
84	42	6-8	Laminate	1	43587/5FB	7,060	
96	42	6-8	Veneer	1	43588/2FB	8,815	
96	42	6-8	Laminate	1	43588/5FB	7,345	
96	48	6-8	Veneer	1	43589/2FB	9,315	
96	48	6-8	Laminate	1	43589/5FB	7,535	
108	42	8-10	Veneer	2	43590/2FB	9,525	
108	42	8-10	Laminate	2	43590/5FB	7,795	
108	48	8-10	Veneer	2	43591/2FB	10,070	
108	48	8-10	Laminate	2	43591/5FB	8,160	
120	42	8-10	Veneer	2	43592/2FB	9,955	
120	42	8-10	Laminate	2	43592/5FB	8,030	
120	48	8-10	Veneer	2	43593/2FB	10,580	
120	48	8-10	Laminate	2	43593/5FB	8,360	
120	54	8-10	Veneer	2	43594/2FB	11,115	
120	54	8-10	Laminate	2	43594/5FB	8,675	

3 Bases



L"	X	D"	Sugg Seat Capacity	Top Finish	Top Sections	Model Number	List Price
* Based on a chair width of 25"							
132	48	10-12	Veneer	2	43595/2FB	12,955	
132	48	10-12	Laminate	2	43595/5FB	10,520	
132	54	10-12	Veneer	2	43596/2FB	13,580	
132	54	10-12	Laminate	2	43596/5FB	10,870	
144	48	10-12	Veneer	2	43597/2FB	13,440	
144	48	10-12	Laminate	2	43597/5FB	10,775	
144	54	10-12	Veneer	2	43598/2FB	14,135	
144	54	10-12	Laminate	2	43598/5FB	11,110	
156	48	12-14	Veneer	2	43599/2FB	14,015	
156	48	12-14	Laminate	2	43599/5FB	11,110	
156	54	12-14	Veneer	2	43600/2FB	14,800	
156	54	12-14	Laminate	2	43600/5FB	11,540	
168	48	12-14	Veneer	2	43601/2FB	15,270	
168	48	12-14	Laminate	2	43601/5FB	12,130	
168	54	12-14	Veneer	2	43602/2FB	16,165	
168	54	12-14	Laminate	2	43602/5FB	12,640	
180	54	14-16	Veneer	3	43603/2FB	16,800	
180	54	14-16	Laminate	3	43603/5FB	12,945	

4 Bases



192	54	14-16	Veneer	4	43604/2FB	17,485
192	54	14-16	Laminate	4	43604/5FB	13,325
204	54	16-18	Veneer	4	43605/2FB	18,060
204	54	16-18	Laminate	4	43605/5FB	13,715
216	54	16-18	Veneer	4	43606/2FB	18,640
216	54	16-18	Laminate	4	43606/5FB	14,065
228	54	16-18	Veneer	4	43607/2FB	19,680
228	54	16-18	Laminate	4	43607/5FB	14,850
240	54	16-18	Veneer	4	43608/2FB	20,720
240	54	16-18	Laminate	4	43608/5FB	15,630

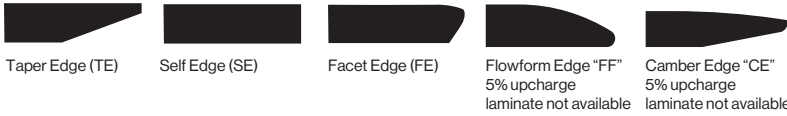
GATEWAY™ EDGE CONFERENCE TABLES

CLOSED VISTA SHAPE Design - busk + hertzog



Specify edge type: add the two letter code after the model number

*If soft corners (6" radius) are desired please specify at time of order)



Facet, Flowform, Camber Edge profiles located on long ends only - Ends are self edge.

2 Bases

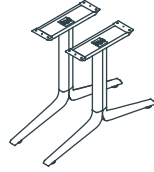
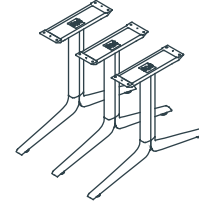


Table Height= 29"

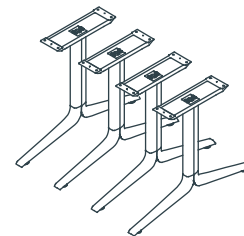
L"	X	D"	Sugg Seat Capacity	Top Finish	Top Sections	Model Number	List Price
* Based on a chair width of 25"							
96	28-42	6-8		Veneer	1	43608/2VC	9,480
96	28-42	6-8		Laminate	1	43608/5VC	7,585
96	33-48	6-8		Veneer	1	43609/2CV	9,955
96	33-48	6-8		Laminate	1	43609/5CV	8,045
108	28-42	8-10		Veneer	2	43610/2CV	10,440
108	28-42	8-10		Laminate	2	43610/5CV	8,380
108	33-48	8-10		Veneer	2	43611/2VC	10,760
108	33-48	8-10		Laminate	2	43611/5VC	8,710
120	28-42	8-10		Veneer	2	43612/2VC	10,945
120	28-42	8-10		Laminate	2	43612/5VC	8,760
120	33-48	8-10		Veneer	2	43613/2VC	11,280
120	33-48	8-10		Laminate	2	43613/5VC	8,910
120	38-54	8-10		Veneer	2	43614/2VC	11,850
120	38-54	8-10		Laminate	2	43614/5VC	9,260

3 Bases



L"	X	D"	Sugg Seat Capacity	Top Finish	Top Sections	Model Number	List Price
* Based on a chair width of 25"							
132	33-48	10-12		Veneer	2	43615/2VC	13,825
132	33-48	10-12		Laminate	2	43615/5VC	11,245
132	38-54	10-12		Veneer	2	43616/2VC	14,500
132	38-54	10-12		Laminate	2	43616/5VC	11,595
144	33-48	10-12		Veneer	2	43617/2VC	14,360
144	33-48	10-12		Laminate	2	43617/5VC	11,485
144	38-54	10-12		Veneer	2	43618/2VC	15,075
144	38-54	10-12		Laminate	2	43618/5VC	11,845
156	33-48	12-14		Veneer	2	43619/2VC	14,965
156	33-48	12-14		Laminate	2	43619/5VC	11,845
156	38-54	12-14		Veneer	2	43620/2VC	15,785
156	38-54	12-14		Laminate	2	43620/5VC	12,310
168	33-48	12-14		Veneer	2	43621/2VC	16,295
168	33-48	12-14		Laminate	2	43621/5VC	12,935
168	38-54	12-14		Veneer	2	43622/2VC	17,230
168	38-54	12-14		Laminate	2	43622/5VC	13,485
180	38-54	14-16		Veneer	3	43623/2VC	17,940
180	38-54	14-16		Laminate	3	43623/5VC	13,810

4 Bases



192	38-54	14-16		Veneer	4	43624/5VC	18,660
192	38-54	14-16		Laminate	4	43624/5VC	14,220
204	38-54	16-18		Veneer	4	43625/2VC	19,280
204	38-54	16-18		Laminate	4	43625/5VC	14,625
216	38-54	16-18		Veneer	4	43626/2VC	19,910
216	38-54	16-18		Laminate	4	43626/5VC	14,995
228	38-54	16-18		Veneer	4	43627/2VC	20,950
228	38-54	16-18		Laminate	4	43627/5VC	15,780
240	38-54	16-18		Veneer	4	43628/2VC	21,990
240	38-54	16-18		Laminate	4	43628/5VC	16,560

nienkämpfer

CONFERENCE TABLES

GATEWAY PLUS COLLECTION



2026

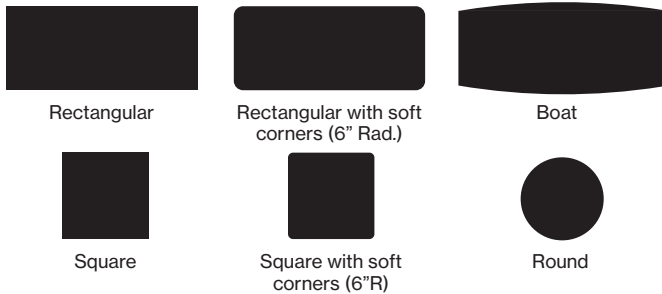
GATEWAY™ PLUS TABLES

BASE, SHAPE, EDGE & CONNECTIVITY Design - busk + hertzog

Gateway™ Plus, an extension of our award-winning Gateway™ Collection, features a sculptural leg design with a striking contrasting color inset, creating a bold and distinctive aesthetic.

Surface Shapes

Top is 1/4" thick with overall table height of 29"h and is available in six different shapes.



Top Finishes

All Nienkämper veneers, stains, finishes, and plastic laminates.

Edge Details



Sizes

Shape	Length" x	Depth"
Rectangle	48" - 84"	30" & 36"
Square/Square with soft corners	30" - 78"	30" - 78"
Round	30" - 78" dia	
Shape	Length	Depth
Rectangle/Rectangle with soft corners	84" - 240"	42" - 72"
Boat	84" - 240"	42" - 72"

Connectivity



Vox® M-Series Forum

Vox® SIMPLE Pop-Up Forum

Vox® SIMPLE Pop-Up Forum

Stretcher Rail Finish Options

Gateway™ Plus stretcher rails feature a flat outer face and can be finished in several ways. The standard rail finish is silver anodized. Rails finished to match the powder coat or in mirror polish are available with an upcharge – please contact Customer Service for details.


Base Finish Options

Gateway™ Plus table bases are available in either mirror polished aluminum or a variety of powder coat finishes.




Base Inset Finish Options

Nine standard accent colors are available for Gateway™ Plus bases to create the striking contrasting color inset. Additional accent colors are available upon request with an upcharge; please contact Customer Service for details at 800.668.9318.




Polished or powder coat




Polished or powder coat with contrasting color inset.

GATEWAY™ PLUS TABLES

CABLE CONDUIT & WIRE MANAGEMENT Design - busk + hertzog



Cables from our Vox® M-Series Forum, Double-Sided Forum, or SIMPLE PopUp Forum are routed to the floor using either an expandable or linked cable conduit. Both solutions accommodate core drills with their large base ring. The expandable cable conduit supports a wire capacity of 2”-4” in diameter, while the linked conduit supports up to eighteen 16-gauge cables. Both models are available in black, silver, or clear. Please see page 42 for details.



Expandable cable conduit



Linked cable conduit

GATEWAY™ PLUS TABLES

RECTANGULAR CONFERENCE TABLES Design - busk + hertzog

Specify edge type: add the two letter code after the model number



Taper Edge (TE)



Self Edge (SE)



Facet Edge (FE)



Flowform Edge "FF"
5% upcharge
laminates not available



Camber Edge "CE"
5% upcharge
laminates not available

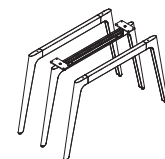
Table Height = 29"

Seating Capacity Based on 25" Chair

L"	X	D"	Sugg Seat Capacity	Top Finish	Top Sections	POLISHED BASE		POLISHED BASE WITH COLOR INSET	
						Model Number	List Price	Model Number	List Price
84	42	6-8		Veneer	1	64001/2	6,925	64051/2	7,210
84	42	6-8		Laminate	1	64001/5	5,790	64051/5	6,075
96	42	6-8		Veneer	1	64002/2	7,255	64052/2	7,545
96	42	6-8		Laminate	1	64002/5	6,040	64052/5	6,320
96	48	6-8		Veneer	1	64003/2	7,690	64053/2	7,965
96	48	6-8		Laminate	1	64003/5	6,420	64053/5	6,705
108	42	8-10		Veneer	2	64004/2	7,715	64054/2	8,015
108	42	8-10		Laminate	2	64004/5	6,280	64054/5	6,555
108	48	8-10		Veneer	2	64005/2	8,330	64055/2	8,610
108	48	8-10		Laminate	2	64005/5	6,780	64055/5	7,050
120	42	8-10		Veneer	2	64006/2	8,135	64056/2	8,425
120	42	8-10		Laminate	2	64006/5	6,645	64056/5	6,925
120	48	8-10		Veneer	2	64007/2	8,845	64057/2	9,115
120	48	8-10		Laminate	2	64007/5	7,050	64057/5	7,360
120	54	8-10		Veneer	2	64008/2	9,500	64058/2	9,780
120	54	8-10		Laminate	2	64008/5	7,475	64058/5	7,750
132	48	10-12		Veneer	2	64009/2	11,295	64059/2	11,725
132	48	10-12		Laminate	2	64009/5	9,395	64059/5	9,805
132	54	10-12		Veneer	2	64010/2	12,095	64060/2	12,520
132	54	10-12		Laminate	2	64010/5	9,845	64060/5	10,270
144	48	10-12		Veneer	2	64011/2	11,810	64061/2	12,225
144	48	10-12		Laminate	2	64011/5	9,715	64061/5	10,140
144	54	10-12		Veneer	2	64012/2	12,645	64062/2	13,065
144	54	10-12		Laminate	2	64012/5	10,170	64062/5	10,595
144	60	10-12		Veneer	2	64013/2	13,325	64063/2	13,750
144	60	10-12		Laminate	2	64013/5	10,675	64063/5	11,100
156	48	12-14		Veneer	2	64014/2	12,270	64064/2	12,690
156	48	12-14		Laminate	2	64014/5	10,075	64064/5	10,500
156	54	12-14		Veneer	2	64015/2	13,190	64065/2	13,610
156	54	12-14		Laminate	2	64015/5	10,580	64065/5	11,010
156	60	12-14		Veneer	2	64016/2	13,965	64066/2	14,395
156	60	12-14		Laminate	2	64016/5	11,140	64066/5	11,565
156	66	12-14		Veneer	3	64017/2	14,505	64067/2	14,925
156	66	12-14		Laminate	3	64017/5	11,520	64067/5	11,950
168	48	12-14		Veneer	2	64018/2	12,770	64068/2	13,195
168	48	12-14		Laminate	2	64018/5	10,410	64068/5	10,840
168	54	12-14		Veneer	2	64019/2	13,635	64069/2	14,060
168	54	12-14		Laminate	2	64019/5	10,950	64069/5	11,380
168	60	12-14		Veneer	2	64020/2	14,610	64070/2	15,025
168	60	12-14		Laminate	2	64020/5	11,505	64070/5	11,930
168	66	12-14		Veneer	3	64021/2	15,165	64071/2	15,595
168	66	12-14		Laminate	3	64021/5	11,900	64071/5	12,330



2 Bases



3 Bases

Standard Features:

- 1/4" thick tops available in all Nienkämper veneers, stains, finishes, and plastic laminates.
- Stone and glass tops available upon special request – contact Customer Service at 800.668.9318 for details.
- Die-cast leg construction offered in mirror polish or your choice of 18 powder-coat colors and 9 decorative vinyl inserts.
- Structural rails (base assembly) are finished to match the legs.
- Long structural rails supporting the top come standard in silver anodizing.
- Polished or painted structural rails are available with an upcharge – contact Customer Service at 800.668.9318 for more information.

GATEWAY™ PLUS TABLES

RECTANGULAR CONFERENCE TABLES Design - busk + hertzog

Specify edge type: add the two letter code after the model number



Taper Edge (TE)



Self Edge (SE)



Facet Edge (FE)



Flowform Edge "FF"
5% upcharge
laminates not available

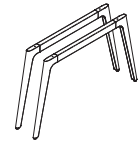


Camber Edge "CE"
5% upcharge
laminates not available

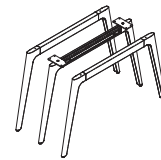
Table Height = 29"

Seating Capacity Based on 25" Chair

L"	X	D"	Sugg Seat Capacity	Top Finish	Top Sections	POWDER COAT BASE		POWDER COAT BASE WITH COLOR INSET	
						Model Number	List Price	Model Number	List Price
84	42	6-8	Veneer	1	64101/2	7,165	64151/2	7,445	
84	42	6-8	Laminate	1	64101/5	6,025	64151/5	6,315	
96	42	6-8	Veneer	1	64102/2	7,490	64152/2	7,800	
96	42	6-8	Laminate	1	64102/5	6,280	64152/5	6,555	
96	48	6-8	Veneer	1	64103/2	7,860	64153/2	8,135	
96	48	6-8	Laminate	1	64103/5	6,570	64153/5	6,860	
108	42	8-10	Veneer	2	64104/2	7,960	64154/2	8,255	
108	42	8-10	Laminate	2	64104/5	6,525	64154/5	6,790	
108	48	8-10	Veneer	2	64105/2	8,500	64155/2	8,775	
108	48	8-10	Laminate	2	64105/5	6,950	64155/5	7,225	
120	42	8-10	Veneer	2	64106/2	8,375	64156/2	8,665	
120	42	8-10	Laminate	2	64106/5	6,885	64156/5	7,165	
120	48	8-10	Veneer	2	64107/2	9,000	64157/2	9,290	
120	48	8-10	Laminate	2	64107/5	7,225	64157/5	7,495	
120	54	8-10	Veneer	2	64108/2	9,575	64158/2	9,865	
120	54	8-10	Laminate	2	64108/5	7,585	64158/5	7,855	
132	48	10-12	Veneer	2	64109/2	11,670	64159/2	12,095	
132	48	10-12	Laminate	2	64109/5	9,765	64159/5	10,180	
132	54	10-12	Veneer	2	64110/2	12,385	64160/2	12,820	
132	54	10-12	Laminate	2	64110/5	10,145	64160/5	10,565	
144	48	10-12	Veneer	2	64111/2	12,180	64161/2	12,600	
144	48	10-12	Laminate	2	64111/5	10,090	64161/5	10,510	
144	54	10-12	Veneer	2	64112/2	12,940	64162/2	13,365	
144	54	10-12	Laminate	2	64112/5	10,475	64162/5	10,900	
144	60	10-12	Veneer	2	64113/2	13,545	64163/2	13,975	
144	60	10-12	Laminate	2	64113/5	10,900	64163/5	11,325	
156	48	12-14	Veneer	2	64114/2	12,645	64164/2	13,065	
156	48	12-14	Laminate	2	64114/5	10,455	64164/5	10,880	
156	54	12-14	Veneer	2	64115/2	13,485	64165/2	13,910	
156	54	12-14	Laminate	2	64115/5	10,895	64165/5	11,320	
156	60	12-14	Veneer	2	64116/2	14,195	64166/2	14,620	
156	60	12-14	Laminate	2	64116/5	11,370	64166/5	11,785	
156	66	12-14	Veneer	3	64117/2	14,655	64167/2	15,070	
156	66	12-14	Laminate	3	64117/5	11,670	64167/5	12,095	
168	48	12-14	Veneer	2	64118/2	13,150	64168/2	13,575	
168	48	12-14	Laminate	2	64118/5	10,785	64168/5	11,210	
168	54	12-14	Veneer	2	64119/2	13,940	64169/2	14,360	
168	54	12-14	Laminate	2	64119/5	11,260	64169/5	11,675	
168	60	12-14	Veneer	2	64120/2	14,820	64170/2	15,245	
168	60	12-14	Laminate	2	64120/5	11,730	64170/5	12,150	
168	66	12-14	Veneer	3	64121/2	15,320	64171/2	15,730	
168	66	12-14	Laminate	3	64121/5	12,060	64171/5	12,475	



2 Bases



3 Bases

Standard Features:

- 1¼" thick tops available in all Nienkämper veneers, stains, finishes, and plastic laminates.
- Stone and glass tops available upon special request – contact Customer Service at 800.668.9318 for details.
- Die-cast leg construction offered in mirror polish or your choice of 18 powder-coat colors and 9 decorative vinyl inserts.
- Structural rails (base assembly) are finished to match the legs.
- Long structural rails supporting the top come standard in silver anodizing.
- Polished or painted structural rails are available with an upcharge – contact Customer Service at 800.668.9318 for more information.

GATEWAY™ PLUS TABLES

RECTANGULAR CONFERENCE TABLES Design - busk + hertzog



Specify edge type: add the two letter code after the model number



Taper Edge (TE)



Self Edge (SE)



Facet Edge (FE)



Flowform Edge "FF"
5% upcharge
laminates not available

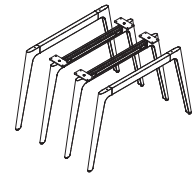


Camber Edge "CE"
5% upcharge
laminates not available

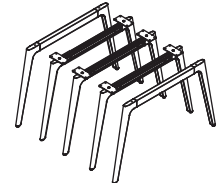
Table Height = 29"

Seating Capacity Based on 25" Chair

L" X D"	Sugg Seat Capacity	Top Finish	Top Sections	POLISHED BASE		POLISHED BASE WITH COLOR INSET	
				Model Number	List Price	Model Number	List Price
180 48 12-14		Veneer	3	64022/2	15,100	64072/2	15,645
180 48 12-14		Laminate	3	64022/5	12,590	64072/5	13,155
180 54 14-16		Veneer	3	64023/2	16,015	64073/2	16,575
180 54 14-16		Laminate	3	64023/5	13,135	64073/5	13,695
180 60 14-16		Veneer	3	64024/2	16,930	64074/2	17,480
180 60 14-16		Laminate	3	64024/5	13,715	64074/5	14,280
180 66 14-16		Veneer	3	64025/2	17,770	64075/2	18,325
180 66 14-16		Laminate	3	64025/5	14,145	64075/5	14,710
180 72 14-16		Veneer	3	64026/2	18,680	64076/2	19,250
180 72 14-16		Laminate	3	64026/5	14,695	64076/5	15,255
<hr/>							
192 54 14-16		Veneer	4	64027/2	16,715	64077/2	17,265
192 54 14-16		Laminate	4	64027/5	13,485	64077/5	14,050
192 60 14-16		Veneer	4	64028/2	17,670	64078/2	18,225
192 60 14-16		Laminate	4	64028/5	14,080	64078/5	14,655
192 66 14-16		Veneer	4	64029/2	18,505	64079/2	19,065
192 66 14-16		Laminate	4	64029/5	14,545	64079/5	15,130
192 72 14-16		Veneer	4	64030/2	19,360	64080/2	19,915
192 72 14-16		Laminate	4	64030/5	15,145	64080/5	15,700
<hr/>							
204 54 16-18		Veneer	4	64031/2	17,215	64081/2	17,780
204 54 16-18		Laminate	4	64031/5	13,940	64081/5	14,510
204 60 16-18		Veneer	4	64032/2	18,180	64082/2	18,740
204 60 16-18		Laminate	4	64032/5	14,540	64082/5	15,120
204 66 16-18		Veneer	4	64033/2	19,060	64083/2	19,615
204 66 16-18		Laminate	4	64033/5	15,045	64083/5	15,615
204 72 16-18		Veneer	4	64034/2	20,175	64084/2	20,745
204 72 16-18		Laminate	4	64034/5	15,680	64084/5	16,250



4 Bases




5 Bases

Polished Base



Polished Base with Decorative Vinyl Inset



Standard Features:

- 1¼" thick tops available in all Nienkämper veneers, stains, finishes, and plastic laminates.
- Stone and glass tops available upon special request – contact Customer Service at 800.668.9318 for details.
- Die-cast leg construction offered in mirror polish or your choice of 18 powder-coat colors and 9 decorative vinyl inserts.
- Structural rails (base assembly) are finished to match the legs.
- Long structural rails supporting the top come standard in silver anodizing.
- Polished or painted structural rails are available with an upcharge – contact Customer Service at 800.668.9318 for more information.

GATEWAY™ PLUS TABLES

RECTANGULAR CONFERENCE TABLES Designer- Busk + Hertzog



Specify edge type: add the two letter code after the model number



Taper Edge (TE)



Self Edge (SE)



Facet Edge (FE)



Flowform Edge "FF"
5% upcharge
laminates not available

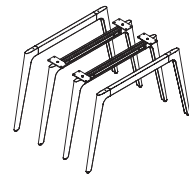


Camber Edge "CE"
5% upcharge
laminates not available

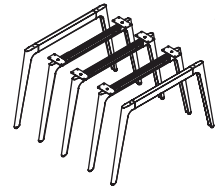
Table Height = 29"

Seating Capacity Based on 25" Chair

L"	X	D"	Sugg Seat Capacity	Top Finish	Top Sections	POWDER COAT BASE		POWDER COAT BASE WITH COLOR INSET	
						Model Number	List Price	Model Number	List Price
180	48	12-14		Veneer	3	64122/2	15,690	64172/2	16,260
180	48	12-14		Laminate	3	64122/5	13,195	64172/5	13,755
180	54	14-16		Veneer	3	64123/2	16,610	64173/2	17,180
180	54	14-16		Laminate	3	64123/5	13,740	64173/5	14,305
180	60	14-16		Veneer	3	64124/2	17,525	64174/2	18,095
180	60	14-16		Laminate	3	64124/5	14,320	64174/5	14,900
180	66	14-16		Veneer	3	64125/2	18,370	64175/2	18,935
180	66	14-16		Laminate	3	64125/5	14,755	64175/5	15,340
180	72	14-16		Veneer	3	64126/2	19,295	64176/2	19,865
180	72	14-16		Laminate	3	64126/5	15,310	64176/5	15,855
192	54	14-16		Veneer	4	64127/2	17,305	64177/2	17,875
192	54	14-16		Laminate	4	64127/5	14,090	64177/5	14,665
192	60	14-16		Veneer	4	64128/2	18,265	64178/2	18,830
192	60	14-16		Laminate	4	64128/5	14,695	64178/5	15,255
192	66	14-16		Veneer	4	64129/2	19,105	64179/2	19,670
192	66	14-16		Laminate	4	64129/5	15,160	64179/5	15,720
192	72	14-16		Veneer	4	64130/2	19,970	64180/2	20,530
192	72	14-16		Laminate	4	64130/5	15,740	64180/5	16,310
204	54	16-18		Veneer	4	64131/2	17,815	64181/2	18,385
204	54	16-18		Laminate	4	64131/5	14,540	64181/5	15,120
204	60	16-18		Veneer	4	64132/2	18,785	64182/2	19,355
204	60	16-18		Laminate	4	64132/5	15,160	64182/5	15,720
204	66	16-18		Veneer	4	64133/2	19,670	64183/2	20,235
204	66	16-18		Laminate	4	64133/5	15,660	64183/5	16,235
204	72	16-18		Veneer	4	64134/2	20,780	64184/2	21,350
204	72	16-18		Laminate	4	64134/5	16,285	64184/5	16,850



4 Bases



5 Bases

Powder Coated Base



Powder Coated Base with Decorative Vinyl Insert



Standard Features:

- 1¼" thick tops available in all Nienkämper veneers, stains, finishes, and plastic laminates.
- Stone and glass tops available upon special request – contact Customer Service at 800.668.9318 for details.
- Die-cast leg construction offered in mirror polish or your choice of 18 powder-coat colors and 9 decorative vinyl inserts.
- Structural rails (base assembly) are finished to match the legs.
- Long structural rails supporting the top come standard in silver anodizing.
- Polished or painted structural rails are available with an upcharge – contact Customer Service at 800.668.9318 for more information.

GATEWAY™ PLUS TABLES

RECTANGULAR CONFERENCE TABLES Designer- Busk + Hertzog



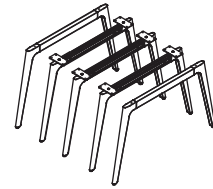
Specify edge type: add the two letter code after the model number



Table Height = 29"

Seating Capacity Based on 25" Chair

L" X D"	Sugg Seat Capacity	Top Finish	Top Sections	POLISHED BASE		POLISHED BASE WITH COLOR INSET	
				Model Number	List Price	Model Number	List Price
216 54 16-18		Veneer	4	64035/2	19,540	64085/2	20,240
216 54 16-18		Laminate	4	64035/5	16,245	64085/5	16,950
216 60 16-18		Veneer	4	64036/2	20,560	64086/2	21,255
216 60 16-18		Laminate	4	64036/5	16,840	64086/5	17,555
216 66 16-18		Veneer	4	64037/2	21,645	64087/2	22,345
216 66 16-18		Laminate	4	64037/5	17,480	64087/5	18,195
216 72 16-18		Veneer	4	64038/2	22,735	64088/2	23,440
216 72 16-18		Laminate	4	64038/5	18,095	64088/5	18,790
228 54 16-18		Veneer	4	64039/2	20,065	64089/2	20,765
228 54 16-18		Laminate	4	64039/5	16,575	64089/5	17,270
228 60 16-18		Veneer	4	64040/2	21,250	64090/2	21,970
228 60 16-18		Laminate	4	64040/5	17,235	64090/5	17,930
228 66 18-20		Veneer	4	64041/2	22,290	64091/2	22,990
228 66 18-20		Laminate	4	64041/5	17,900	64091/5	18,600
228 72 18-20		Veneer	4	64042/2	23,330	64092/2	24,030
228 72 18-20		Laminate	4	64042/5	18,520	64092/5	19,235
240 54 16-18		Veneer	4	64043/2	20,565	64093/2	21,260
240 54 16-18		Laminate	4	64043/5	16,940	64093/5	17,630
240 60 18-20		Veneer	4	64044/2	21,800	64094/2	22,495
240 60 18-20		Laminate	4	64044/5	17,595	64094/5	18,305
240 66 18-20		Veneer	4	64045/2	22,960	64095/2	23,670
240 66 18-20		Laminate	4	64045/5	18,255	64095/5	18,960
240 72 18-20		Veneer	4	64046/2	24,105	64096/2	24,800
240 72 18-20		Laminate	4	64046/5	18,920	64096/5	19,620



5 Bases

156" x 60" x 29", Veneer Top, Polished Legs with Color Inset
Model - 64066/2



Standard Features:

- 1¼" thick tops available in all Nienkämper veneers, stains, finishes, and plastic laminates.
- Stone and glass tops available upon special request – contact Customer Service at 800.668.9318 for details.
- Die-cast leg construction offered in mirror polish or your choice of 18 powder-coat colors and 9 decorative vinyl inserts.
- Structural rails (base assembly) are finished to match the legs.
- Long structural rails supporting the top come standard in silver anodizing.
- Polished or painted structural rails are available with an upcharge – contact Customer Service at 800.668.9318 for more information.

GATEWAY™ PLUS TABLES

RECTANGULAR CONFERENCE TABLES Design - busk + hertzog



Specify edge type: add the two letter code after the model number



Taper Edge (TE)



Self Edge (SE)



Facet Edge (FE)



Flowform Edge "FF"
5% upcharge
laminates not available

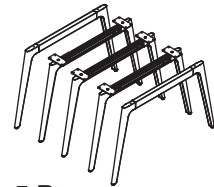


Camber Edge "CE"
5% upcharge
laminates not available

Table Height = 29"

Seating Capacity Based on 25" Chair

L"	X	D"	Sugg Seat Capacity	Top Finish	Top Sections	POWDER COAT BASE		POWDER COAT BASE WITH COLOR INSET	
						Model Number	List Price	Model Number	List Price
216	54	16-18	Veneer	4	64135/2	19,895	64185/2	20,595	
216	54	16-18	Laminate	4	64135/5	16,600	64185/5	17,300	
216	60	16-18	Veneer	4	64136/2	20,915	64186/2	21,610	
216	60	16-18	Laminate	4	64136/5	17,195	64186/5	17,905	
216	66	16-18	Veneer	4	64137/2	22,010	64187/2	22,710	
216	66	16-18	Laminate	4	64137/5	17,840	64187/5	18,550	
216	72	16-18	Veneer	4	64138/2	23,100	64188/2	23,805	
216	72	16-18	Laminate	4	64138/5	18,450	64188/5	19,155	
228	54	16-18	Veneer	4	64139/2	20,420	64189/2	21,130	
228	54	16-18	Laminate	4	64139/5	16,935	64189/5	17,625	
228	60	16-18	Veneer	4	64140/2	21,605	64190/2	22,310	
228	60	16-18	Laminate	4	64140/5	17,590	64190/5	18,295	
228	66	18-20	Veneer	4	64141/2	22,655	64191/2	23,355	
228	66	18-20	Laminate	4	64141/5	18,250	64191/5	18,955	
228	72	18-20	Veneer	4	64142/2	23,675	64192/2	24,385	
228	72	18-20	Laminate	4	64142/5	18,885	64192/5	19,590	
240	54	16-18	Veneer	4	64143/2	20,925	64193/2	21,620	
240	54	16-18	Laminate	4	64143/5	17,295	64193/5	18,000	
240	60	18-20	Veneer	4	64144/2	22,175	64194/2	22,870	
240	60	18-20	Laminate	4	64144/5	17,965	64194/5	18,665	
240	66	18-20	Veneer	4	64145/2	23,330	64195/2	24,030	
240	66	18-20	Laminate	4	64145/5	18,625	64195/5	19,320	
240	72	18-20	Veneer	4	64146/2	24,465	64196/2	25,170	
240	72	18-20	Laminate	4	64146/5	19,275	64196/5	19,985	



5 Bases

156" x 60" x 29", Veneer Top, Polished Legs with Color Inset
Model - 64066/2



Standard Features:

- 1¼" thick tops available in all Nienkämper veneers, stains, finishes, and plastic laminates.
- Stone and glass tops available upon special request – contact Customer Service at 800.668.9318 for details.
- Die-cast leg construction offered in mirror polish or your choice of 18 powder-coat colors and 9 decorative vinyl inserts.
- Structural rails (base assembly) are finished to match the legs.
- Long structural rails supporting the top come standard in silver anodizing.
- Polished or painted structural rails are available with an upcharge – contact Customer Service at 800.668.9318 for more information.

GATEWAY™ PLUS TABLES

RECTANGULAR WITH SOFT (6" RADIUS) CORNER CONFERENCE TABLES Design - busk + hertzog



Specify edge type: add the two letter code after the model number



Taper Edge (TE)



Self Edge (SE)

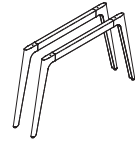


Camber Edge "CE"
8" radius required for
soft corner tops
5% upcharge
laminate not available

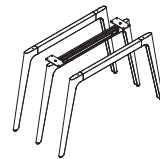
Table Height = 29"

Seating Capacity Based on 25" Chair

L"	X	D"	Sugg Seat Capacity	Top Finish	Top Sections	POLISHED BASE		POLISHED BASE WITH COLOR INSET	
						Model Number	List Price	Model Number	List Price
84	42	6-8	Veneer	1	64201/2	7,260	64251/2	7,580	
84	42	6-8	Laminate	1	64201/5	6,080	64251/5	6,370	
96	42	6-8	Veneer	1	64202/2	7,630	64252/2	7,920	
96	42	6-8	Laminate	1	64202/5	6,340	64252/5	6,640	
96	48	6-8	Veneer	1	64203/2	8,080	64253/2	8,370	
96	48	6-8	Laminate	1	64203/5	6,750	64253/5	7,025	
108	42	8-10	Veneer	1	64204/2	8,110	64254/2	8,415	
108	42	8-10	Laminate	1	64204/5	6,585	64254/5	6,895	
108	48	8-10	Veneer	1	64205/2	8,750	64255/2	9,045	
108	48	8-10	Laminate	1	64205/5	7,130	64255/5	7,415	
120	42	8-10	Veneer	2	64206/2	8,550	64256/2	8,850	
120	42	8-10	Laminate	2	64206/5	6,980	64256/5	7,260	
120	48	8-10	Veneer	2	64207/2	9,290	64257/2	9,575	
120	48	8-10	Laminate	2	64207/5	7,415	64257/5	7,705	
120	54	8-10	Veneer	2	64208/2	9,970	64258/2	10,270	
120	54	8-10	Laminate	2	64208/5	7,855	64258/5	8,140	
132	48	10-12	Veneer	2	64209/2	11,860	64259/2	12,310	
132	48	10-12	Laminate	2	64209/5	9,865	64259/5	10,305	
132	54	10-12	Veneer	2	64210/2	12,700	64260/2	13,150	
132	54	10-12	Laminate	2	64210/5	10,340	64260/5	10,785	
144	48	10-12	Veneer	2	64211/2	12,390	64261/2	12,840	
144	48	10-12	Laminate	2	64211/5	10,195	64261/5	10,640	
144	54	10-12	Veneer	2	64212/2	13,280	64262/2	13,720	
144	54	10-12	Laminate	2	64212/5	10,680	64262/5	11,125	
144	60	10-12	Veneer	2	64213/2	14,005	64263/2	14,445	
144	60	10-12	Laminate	2	64213/5	11,210	64263/5	11,645	
156	48	12-14	Veneer	2	64214/2	12,880	64264/2	13,325	
156	48	12-14	Laminate	2	64214/5	10,580	64264/5	11,025	
156	54	12-14	Veneer	2	64215/2	13,845	64265/2	14,295	
156	54	12-14	Laminate	2	64215/5	11,115	64265/5	11,565	
156	60	12-14	Veneer	2	64216/2	14,675	64266/2	15,120	
156	60	12-14	Laminate	2	64216/5	11,690	64266/5	12,140	
156	66	12-14	Veneer	3	64217/2	15,215	64267/2	15,660	
156	66	12-14	Laminate	3	64217/5	12,100	64267/5	12,550	
168	48	12-14	Veneer	2	64218/2	13,410	64268/2	13,850	
168	48	12-14	Laminate	2	64218/5	10,935	64268/5	11,380	
168	54	12-14	Veneer	2	64219/2	14,315	64269/2	14,760	
168	54	12-14	Laminate	2	64219/5	11,505	64269/5	11,950	
168	60	12-14	Veneer	2	64220/2	15,355	64270/2	15,795	
168	60	12-14	Laminate	2	64220/5	12,085	64270/5	12,525	
168	66	12-14	Veneer	3	64221/2	15,925	64271/2	16,370	
168	66	12-14	Laminate	3	64221/5	12,505	64271/5	12,955	



2 Bases



3 Bases

Standard Features:

- 1¼" thick tops available in all Nienkämper veneers, stains, finishes, and plastic laminates.
- Stone and glass tops available upon special request – contact Customer Service at 800.668.9318 for details.
- Die-cast leg construction offered in mirror polish or your choice of 18 powder-coat colors and 9 decorative vinyl inserts.
- Structural rails (base assembly) are finished to match the legs.
- Long structural rails supporting the top come standard in silver anodizing.
- Polished or painted structural rails are available with an upcharge – contact Customer Service at 800.668.9318 for more information.

GATEWAY™ PLUS TABLES

RECTANGULAR WITH SOFT (6" RADIUS) CORNER CONFERENCE TABLES Design - busk + hertzog



Specify edge type: add the two letter code after the model number



Taper Edge (TE)



Self Edge (SE)

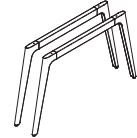


Camber Edge "CE"
8" radius required for
soft corner tops
5% upcharge
laminates not available

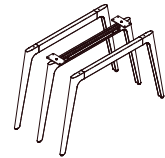
Table Height = 29"

Seating Capacity Based on 25" Chair

L"	X	D"	Sugg Seat Capacity	Top Finish	Top Sections	POWDER COAT BASE		POWDER COAT BASE WITH COLOR INSET	
						Model Number	List Price	Model Number	List Price
84	42	6-8	Veneer	1	64301/2	7,510	64351/2	7,825	
84	42	6-8	Laminate	1	64301/5	6,330	64351/5	6,630	
96	42	6-8	Veneer	1	64302/2	7,875	64352/2	8,175	
96	42	6-8	Laminate	1	64302/5	6,585	64352/5	6,895	
96	48	6-8	Veneer	1	64303/2	8,260	64353/2	8,550	
96	48	6-8	Laminate	1	64303/5	6,915	64353/5	7,210	
108	42	8-10	Veneer	1	64304/2	8,365	64354/2	8,665	
108	42	8-10	Laminate	1	64304/5	6,850	64354/5	7,150	
108	48	8-10	Veneer	1	64305/2	8,925	64355/2	9,220	
108	48	8-10	Laminate	1	64305/5	7,280	64355/5	7,600	
120	42	8-10	Veneer	2	64306/2	8,800	64356/2	9,100	
120	42	8-10	Laminate	2	64306/5	7,225	64356/5	7,510	
120	48	8-10	Veneer	2	64307/2	9,450	64357/2	9,750	
120	48	8-10	Laminate	2	64307/5	7,600	64357/5	7,890	
120	54	8-10	Veneer	2	64308/2	10,060	64358/2	10,355	
120	54	8-10	Laminate	2	64308/5	7,950	64358/5	8,255	
132	48	10-12	Veneer	2	64309/2	12,255	64359/2	12,700	
132	48	10-12	Laminate	2	64309/5	10,255	64359/5	10,695	
132	54	10-12	Veneer	2	64310/2	13,005	64360/2	13,455	
132	54	10-12	Laminate	2	64310/5	10,650	64360/5	11,100	
144	48	10-12	Veneer	2	64311/2	12,800	64361/2	13,230	
144	48	10-12	Laminate	2	64311/5	10,595	64361/5	11,040	
144	54	10-12	Veneer	2	64312/2	13,595	64362/2	14,040	
144	54	10-12	Laminate	2	64312/5	11,000	64362/5	11,445	
144	60	10-12	Veneer	2	64313/2	14,240	64363/2	14,680	
144	60	10-12	Laminate	2	64313/5	11,445	64363/5	11,890	
156	48	12-14	Veneer	2	64314/2	13,280	64364/2	13,720	
156	48	12-14	Laminate	2	64314/5	10,975	64364/5	11,415	
156	54	12-14	Veneer	2	64315/2	14,160	64365/2	14,590	
156	54	12-14	Laminate	2	64315/5	11,440	64365/5	11,885	
156	60	12-14	Veneer	2	64316/2	14,910	64366/2	15,360	
156	60	12-14	Laminate	2	64316/5	11,940	64366/5	12,375	
156	66	12-14	Veneer	3	64317/2	15,380	64367/2	15,825	
156	66	12-14	Laminate	3	64317/5	12,255	64367/5	12,700	
168	48	12-14	Veneer	2	64318/2	13,815	64368/2	14,260	
168	48	12-14	Laminate	2	64318/5	11,330	64368/5	11,775	
168	54	12-14	Veneer	2	64319/2	14,650	64369/2	15,095	
168	54	12-14	Laminate	2	64319/5	11,825	64369/5	12,260	
168	60	12-14	Veneer	2	64320/2	15,585	64370/2	16,025	
168	60	12-14	Laminate	2	64320/5	12,320	64370/5	12,765	
168	66	12-14	Veneer	3	64321/2	16,085	64371/2	16,525	
168	66	12-14	Laminate	3	64321/5	12,660	64371/5	13,100	



2 Bases



3 Bases

Standard Features:

- 1¼" thick tops available in all Nienkämper veneers, stains, finishes, and plastic laminates.
- Stone and glass tops available upon special request – contact Customer Service at 800.668.9318 for details.
- Die-cast leg construction offered in mirror polish or your choice of 18 powder-coat colors and 9 decorative vinyl inserts.
- Structural rails (base assembly) are finished to match the legs.
- Long structural rails supporting the top come standard in silver anodizing.
- Polished or painted structural rails are available with an upcharge – contact Customer Service at 800.668.9318 for more information.

GATEWAY™ PLUS TABLES

RECTANGULAR WITH SOFT (6" RADIUS) CORNER CONFERENCE TABLES Design - busk + hertzog



Specify edge type: add the two letter code after the model number



Taper Edge (TE)



Self Edge (SE)

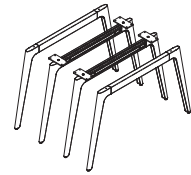


Camber Edge "CE"
8" radius required for
soft corner tops
5% upcharge
laminate not available

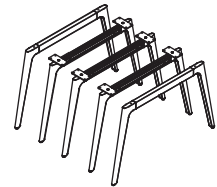
Table Height = 29"

Seating Capacity Based on 25" Chair

L"	X	D"	Sugg Seat Capacity	Top Finish	Top Sections	POLISHED BASE		POLISHED BASE WITH COLOR INSET	
						Model Number	List Price	Model Number	List Price
180	48	12-14	Veneer	3	64222/2	15,840	64272/2	16,430	
180	48	12-14	Laminate	3	64222/5	13,220	64272/5	13,820	
180	54	14-16	Veneer	3	64223/2	16,815	64273/2	17,400	
180	54	14-16	Laminate	3	64223/5	13,800	64273/5	14,375	
180	60	14-16	Veneer	3	64224/2	17,775	64274/2	18,355	
180	60	14-16	Laminate	3	64224/5	14,410	64274/5	14,990	
180	66	14-16	Veneer	3	64225/2	18,655	64275/2	19,245	
180	66	14-16	Laminate	3	64225/5	14,870	64275/5	15,435	
180	72	14-16	Veneer	3	64226/2	19,615	64276/2	20,210	
180	72	14-16	Laminate	3	64226/5	15,425	64276/5	16,030	
192	54	14-16	Veneer	4	64227/2	17,545	64277/2	18,135	
192	54	14-16	Laminate	4	64227/5	14,160	64277/5	14,750	
192	60	14-16	Veneer	4	64228/2	18,550	64278/2	19,140	
192	60	14-16	Laminate	4	64228/5	14,775	64278/5	15,380	
192	66	14-16	Veneer	4	64229/2	19,435	64279/2	20,020	
192	66	14-16	Laminate	4	64229/5	15,280	64279/5	15,880	
192	72	14-16	Veneer	4	64230/2	20,335	64280/2	20,925	
192	72	14-16	Laminate	4	64230/5	15,900	64280/5	16,495	
204	54	16-18	Veneer	4	64231/2	18,060	64281/2	18,665	
204	54	16-18	Laminate	4	64231/5	14,650	64281/5	15,225	
204	60	16-18	Veneer	4	64232/2	19,085	64282/2	19,675	
204	60	16-18	Laminate	4	64232/5	15,270	64282/5	15,865	
204	66	16-18	Veneer	4	64233/2	20,015	64283/2	20,600	
204	66	16-18	Laminate	4	64233/5	15,810	64283/5	16,395	
204	72	16-18	Veneer	4	64234/2	21,185	64284/2	21,785	
204	72	16-18	Laminate	4	64234/5	16,475	64284/5	17,060	



4 Bases



5 Bases

Polished Base



Polished Base with Decorative Vinyl Inset



Standard Features:

- 1/4" thick tops available in all Nienkämper veneers, stains, finishes, and plastic laminates.
- Stone and glass tops available upon special request – contact Customer Service at 800.668.9318 for details.
- Die-cast leg construction offered in mirror polish or your choice of 18 powder-coat colors and 9 decorative vinyl inserts.
- Structural rails (base assembly) are finished to match the legs.
- Long structural rails supporting the top come standard in silver anodizing.
- Polished or painted structural rails are available with an upcharge – contact Customer Service at 800.668.9318 for more information.

GATEWAY™ PLUS TABLES

RECTANGULAR WITH SOFT (6" RADIUS) CORNER CONFERENCE TABLES Design - busk + hertzog



Specify edge type: add the two letter code after the model number



Taper Edge (TE)



Self Edge (SE)

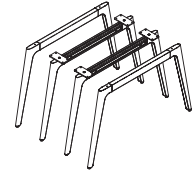


Camber Edge "CE"
8" radius required for
soft corner tops
5% upcharge
laminate not available

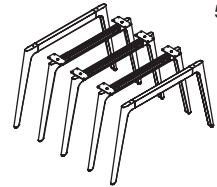
Table Height = 29"

Seating Capacity Based on 25" Chair

L"	X	D"	Sugg Seat Capacity	Top Finish	Top Sections	POWDER COAT BASE		POWDER COAT BASE WITH COLOR INSET	
						Model Number	List Price	Model Number	List Price
180	48	12-14	Veneer	3	64322/2	16,485	64372/2	17,075	
180	48	12-14	Laminate	3	64322/5	13,850	64372/5	14,455	
180	54	14-16	Veneer	3	64323/2	17,450	64373/2	18,030	
180	54	14-16	Laminate	3	64323/5	14,440	64373/5	15,015	
180	60	14-16	Veneer	3	64324/2	18,410	64374/2	19,000	
180	60	14-16	Laminate	3	64324/5	15,035	64374/5	15,630	
180	66	14-16	Veneer	3	64325/2	19,295	64375/2	19,890	
180	66	14-16	Laminate	3	64325/5	15,490	64375/5	16,090	
180	72	14-16	Veneer	3	64326/2	20,260	64376/2	20,855	
180	72	14-16	Laminate	3	64326/5	16,065	64376/5	16,650	
192	54	14-16	Veneer	4	64327/2	18,180	64377/2	18,770	
192	54	14-16	Laminate	4	64327/5	14,790	64377/5	15,390	
192	60	14-16	Veneer	4	64328/2	19,180	64378/2	19,775	
192	60	14-16	Laminate	4	64328/5	15,425	64378/5	16,030	
192	66	14-16	Veneer	4	64329/2	20,065	64379/2	20,655	
192	66	14-16	Laminate	4	64329/5	15,915	64379/5	16,515	
192	72	14-16	Veneer	4	64330/2	20,970	64380/2	21,565	
192	72	14-16	Laminate	4	64330/5	16,530	64380/5	17,115	
204	54	16-18	Veneer	4	64331/2	18,705	64381/2	19,305	
204	54	16-18	Laminate	4	64331/5	15,270	64381/5	15,865	
204	60	16-18	Veneer	4	64332/2	19,730	64382/2	20,330	
204	60	16-18	Laminate	4	64332/5	15,915	64382/5	16,515	
204	66	16-18	Veneer	4	64333/2	20,655	64383/2	21,245	
204	66	16-18	Laminate	4	64333/5	16,455	64383/5	17,045	
204	72	16-18	Veneer	4	64334/2	21,820	64384/2	22,425	
204	72	16-18	Laminate	4	64334/5	17,100	64384/5	17,695	



4 Bases



5 Bases

Powder Coated Base



Powder Coated Base with Decorative Vinyl Insert



Standard Features:

- 1¼" thick tops available in all Nienkämper veneers, stains, finishes, and plastic laminates.
- Stone and glass tops available upon special request – contact Customer Service at 800.668.9318 for details.
- Die-cast leg construction offered in mirror polish or your choice of 18 powder-coat colors and 9 decorative vinyl inserts.
- Structural rails (base assembly) are finished to match the legs.
- Long structural rails supporting the top come standard in silver anodizing.
- Polished or painted structural rails are available with an upcharge – contact Customer Service at 800.668.9318 for more information.

GATEWAY™ PLUS TABLES

RECTANGULAR WITH SOFT (6" RADIUS) CORNER CONFERENCE TABLES Design - busk + hertzog



Specify edge type: add the two letter code after the model number



Taper Edge (TE)



Self Edge (SE)

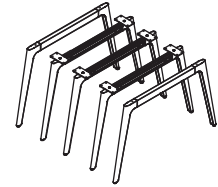


Camber Edge "CE"
8" radius required for
soft corner tops
5% upcharge
laminate not available

Table Height = 29"

Seating Capacity Based on 25" Chair

L"	X	D"	Sugg Seat Capacity	Top Finish	Top Sections	POLISHED BASE		POLISHED BASE WITH COLOR INSET	
						Model Number	List Price	Model Number	List Price
216	54	16-18		Veneer	4	64235/2	20,520	64285/2	21,250
216	54	16-18		Laminate	4	64235/5	17,055	64285/5	17,795
216	60	16-18		Veneer	4	64236/2	21,585	64286/2	22,315
216	60	16-18		Laminate	4	64236/5	17,690	64286/5	18,435
216	66	16-18		Veneer	4	64237/2	22,730	64287/2	23,465
216	66	16-18		Laminate	4	64237/5	18,355	64287/5	19,100
216	72	16-18		Veneer	4	64238/2	23,885	64288/2	24,620
216	72	16-18		Laminate	4	64238/5	19,000	64288/5	19,735
228	54	16-18		Veneer	4	64239/2	21,070	64289/2	21,810
228	54	16-18		Laminate	4	64239/5	17,400	64289/5	18,140
228	60	16-18		Veneer	4	64240/2	22,310	64290/2	23,070
228	60	16-18		Laminate	4	64240/5	18,100	64290/5	18,840
228	66	18-20		Veneer	4	64241/2	23,405	64291/2	24,135
228	66	18-20		Laminate	4	64241/5	18,785	64291/5	19,530
228	72	18-20		Veneer	4	64242/2	24,500	64292/2	25,230
228	72	18-20		Laminate	4	64242/5	19,450	64292/5	20,190
240	54	16-18		Veneer	4	64243/2	21,590	64293/2	22,320
240	54	16-18		Laminate	4	64243/5	17,785	64293/5	18,520
240	60	18-20		Veneer	4	64244/2	22,890	64294/2	23,635
240	60	18-20		Laminate	4	64244/5	18,470	64294/5	19,225
240	66	18-20		Veneer	4	64245/2	24,115	64295/2	24,855
240	66	18-20		Laminate	4	64245/5	19,170	64295/5	19,910
240	72	18-20		Veneer	4	64246/2	25,305	64296/2	26,050
240	72	18-20		Laminate	4	64246/5	19,880	64296/5	20,610



5 Bases

156" x 60" x 29", Veneer Top, Polished Legs with Color Inset
Model - 64066/2



Standard Features:

- 1¼" thick tops available in all Nienkämper veneers, stains, finishes, and plastic laminates.
- Stone and glass tops available upon special request – contact Customer Service at 800.668.9318 for details.
- Die-cast leg construction offered in mirror polish or your choice of 18 powder-coat colors and 9 decorative vinyl inserts.
- Structural rails (base assembly) are finished to match the legs.
- Long structural rails supporting the top come standard in silver anodizing.
- Polished or painted structural rails are available with an upcharge – contact Customer Service at 800.668.9318 for more information.

GATEWAY™ PLUS TABLES

RECTANGULAR WITH SOFT (6" RADIUS) CORNER CONFERENCE TABLES Design - busk + hertzog



Specify edge type: add the two letter code after the model number



Taper Edge (TE)



Self Edge (SE)

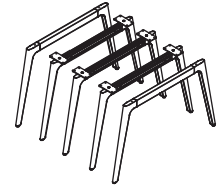


Camber Edge "CE"
8" radius required for
soft corner tops
5% upcharge
laminates not available

Table Height = 29"

Seating Capacity Based on 25" Chair

L"	X	D"	Sugg Seat Capacity	Top Finish	Top Sections	POWDER COAT BASE		POWDER COAT BASE WITH COLOR INSET	
						Model Number	List Price	Model Number	List Price
216	54	16-18		Veneer	4	64335/2	20,890	64385/2	21,620
216	54	16-18		Laminate	4	64335/5	17,440	64385/5	18,160
216	60	16-18		Veneer	4	64336/2	21,975	64386/2	22,705
216	60	16-18		Laminate	4	64336/5	18,050	64386/5	18,790
216	66	16-18		Veneer	4	64337/2	23,115	64387/2	23,850
216	66	16-18		Laminate	4	64337/5	18,740	64387/5	19,480
216	72	16-18		Veneer	4	64338/2	24,255	64388/2	24,990
216	72	16-18		Laminate	4	64338/5	19,375	64388/5	20,115
228	54	16-18		Veneer	4	64339/2	21,445	64389/2	22,195
228	54	16-18		Laminate	4	64339/5	17,780	64389/5	18,515
228	60	16-18		Veneer	4	64340/2	22,695	64390/2	23,435
228	60	16-18		Laminate	4	64340/5	18,465	64390/5	19,210
228	66	18-20		Veneer	4	64341/2	23,785	64391/2	24,525
228	66	18-20		Laminate	4	64341/5	19,165	64391/5	19,905
228	72	18-20		Veneer	4	64342/2	24,860	64392/2	25,605
228	72	18-20		Laminate	4	64342/5	19,820	64392/5	20,565
240	54	16-18		Veneer	4	64343/2	21,980	64393/2	22,710
240	54	16-18		Laminate	4	64343/5	18,155	64393/5	18,900
240	60	18-20		Veneer	4	64344/2	23,260	64394/2	24,015
240	60	18-20		Laminate	4	64344/5	18,865	64394/5	19,600
240	66	18-20		Veneer	4	64345/2	24,500	64395/2	25,230
240	66	18-20		Laminate	4	64345/5	19,550	64395/5	20,290
240	72	18-20		Veneer	4	64346/2	25,685	64396/2	26,425
240	72	18-20		Laminate	4	64346/5	20,245	64396/5	20,985



5 Bases

156" x 60" x 29", Veneer Top, Polished Legs with Color Inset
Model - 64066/2



Standard Features:

- 1¼" thick tops available in all Nienkämper veneers, stains, finishes, and plastic laminates.
- Stone and glass tops available upon special request – contact Customer Service at 800.668.9318 for details.
- Die-cast leg construction offered in mirror polish or your choice of 18 powder-coat colors and 9 decorative vinyl inserts.
- Structural rails (base assembly) are finished to match the legs.
- Long structural rails supporting the top come standard in silver anodizing.
- Polished or painted structural rails are available with an upcharge – contact Customer Service at 800.668.9318 for more information.

GATEWAY™ PLUS TABLES

BOAT CONFERENCE TABLES Design - busk + hertzog



Specify edge type: add the two letter code after the model number



Taper Edge (TE)



Self Edge (SE)



Facet Edge (FE)



Flowform Edge "FF"
5% upcharge
laminates not available

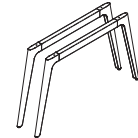


Camber Edge "CE"
5% upcharge
laminates not available

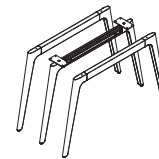
Table Height = 29"

Seating Capacity Based on 25" Chair

L"	X	D"	Sugg Seat Capacity	Top Finish	Top Sections	POLISHED BASE		POLISHED BASE WITH COLOR INSET	
						Model Number	List Price	Model Number	List Price
84	42	6-8		Veneer	1	64401/2	7,620	64451/2	7,920
84	42	6-8		Laminate	1	64401/5	6,360	64451/5	6,680
96	42	6-8		Veneer	1	64402/2	7,980	64452/2	8,305
96	42	6-8		Laminate	1	64402/5	6,645	64452/5	6,965
96	48	6-8		Veneer	1	64403/2	8,455	64453/2	8,770
96	48	6-8		Laminate	1	64403/5	7,045	64453/5	7,375
108	42	8-10		Veneer	1	64404/2	8,505	64454/2	8,810
108	42	8-10		Laminate	1	64404/5	6,910	64454/5	7,215
108	48	8-10		Veneer	1	64405/2	9,170	64455/2	9,475
108	48	8-10		Laminate	1	64405/5	7,455	64455/5	7,760
120	42	8-10		Veneer	2	64406/2	8,965	64456/2	9,280
120	42	8-10		Laminate	2	64406/5	7,290	64456/5	7,620
120	48	8-10		Veneer	2	64407/2	9,725	64457/2	10,035
120	48	8-10		Laminate	2	64407/5	7,760	64457/5	8,080
120	54	8-10		Veneer	2	64408/2	10,450	64458/2	10,755
120	54	8-10		Laminate	2	64408/5	8,225	64458/5	8,540
132	48	10-12		Veneer	2	64409/2	12,430	64459/2	12,885
132	48	10-12		Laminate	2	64409/5	10,325	64459/5	10,790
132	54	10-12		Veneer	2	64410/2	13,305	64460/2	13,775
132	54	10-12		Laminate	2	64410/5	10,840	64460/5	11,295
144	48	10-12		Veneer	2	64411/2	12,990	64461/2	13,455
144	48	10-12		Laminate	2	64411/5	10,685	64461/5	11,155
144	54	10-12		Veneer	2	64412/2	13,915	64462/2	14,375
144	54	10-12		Laminate	2	64412/5	11,180	64462/5	11,645
144	60	10-12		Veneer	2	64413/2	14,665	64463/2	15,135
144	60	10-12		Laminate	2	64413/5	11,740	64463/5	12,210
156	48	12-14		Veneer	2	64414/2	13,495	64464/2	13,955
156	48	12-14		Laminate	2	64414/5	11,095	64464/5	11,550
156	54	12-14		Veneer	2	64415/2	14,510	64465/2	14,970
156	54	12-14		Laminate	2	64415/5	11,640	64465/5	12,110
156	60	12-14		Veneer	2	64416/2	15,370	64466/2	15,830
156	60	12-14		Laminate	2	64416/5	12,250	64466/5	12,720
156	66	12-14		Veneer	3	64417/2	15,945	64467/2	16,410
156	66	12-14		Laminate	3	64417/5	12,675	64467/5	13,150
168	48	12-14		Veneer	2	64418/2	14,050	64468/2	14,515
168	48	12-14		Laminate	2	64418/5	11,455	64468/5	11,920
168	54	12-14		Veneer	2	64419/2	14,995	64469/2	15,470
168	54	12-14		Laminate	2	64419/5	12,060	64469/5	12,520
168	60	12-14		Veneer	2	64420/2	16,065	64470/2	16,530
168	60	12-14		Laminate	2	64420/5	12,650	64470/5	13,110
168	66	12-14		Veneer	3	64421/2	16,685	64471/2	17,150
168	66	12-14		Laminate	3	64421/5	13,095	64471/5	13,565



2 Bases



3 Bases

Standard Features:

- 1/4" thick tops available in all Nienkämper veneers, stains, finishes, and plastic laminates.
- Stone and glass tops available upon special request – contact Customer Service at 800.668.9318 for details.
- Die-cast leg construction offered in mirror polish or your choice of 18 powder-coat colors and 9 decorative vinyl inserts.
- Structural rails (base assembly) are finished to match the legs.
- Long structural rails supporting the top come standard in silver anodizing.
- Polished or painted structural rails are available with an upcharge – contact Customer Service at 800.668.9318 for more information.

GATEWAY™ PLUS TABLES

BOAT CONFERENCE TABLES Design - busk + hertzog



Specify edge type: add the two letter code after the model number



Taper Edge (TE)



Self Edge (SE)



Facet Edge (FE)



Flowform Edge "FF"
5% upcharge
laminates not available

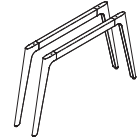


Camber Edge "CE"
5% upcharge
laminates not available

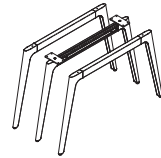
Table Height = 29"

Seating Capacity Based on 25" Chair

L"	X	D"	Sugg Seat Capacity	Top Finish	Top Sections	POWDER COAT BASE		POWDER COAT BASE WITH COLOR INSET	
						Model Number	List Price	Model Number	List Price
84	42	6-8	Veneer	1	64501/2	7,875	64551/2	8,190	
84	42	6-8	Laminate	1	64501/5	6,640	64551/5	6,950	
96	42	6-8	Veneer	1	64502/2	8,260	64552/2	8,560	
96	42	6-8	Laminate	1	64502/5	6,910	64552/5	7,215	
96	48	6-8	Veneer	1	64503/2	8,650	64553/2	8,965	
96	48	6-8	Laminate	1	64503/5	7,230	64553/5	7,545	
108	42	8-10	Veneer	1	64504/2	8,760	64554/2	9,075	
108	42	8-10	Laminate	1	64504/5	7,170	64554/5	7,475	
108	48	8-10	Veneer	1	64505/2	9,340	64555/2	9,660	
108	48	8-10	Laminate	1	64505/5	7,640	64555/5	7,950	
120	42	8-10	Veneer	2	64506/2	9,220	64556/2	9,530	
120	42	8-10	Laminate	2	64506/5	7,585	64556/5	7,875	
120	48	8-10	Veneer	2	64507/2	9,910	64557/2	10,215	
120	48	8-10	Laminate	2	64507/5	7,950	64557/5	8,265	
120	54	8-10	Veneer	2	64508/2	10,535	64558/2	10,850	
120	54	8-10	Laminate	2	64508/5	8,330	64558/5	8,640	
132	48	10-12	Veneer	2	64509/2	12,840	64559/2	13,305	
132	48	10-12	Laminate	2	64509/5	10,745	64559/5	11,210	
132	54	10-12	Veneer	2	64510/2	13,630	64560/2	14,090	
132	54	10-12	Laminate	2	64510/5	11,160	64560/5	11,620	
144	48	10-12	Veneer	2	64511/2	13,400	64561/2	13,855	
144	48	10-12	Laminate	2	64511/5	11,100	64561/5	11,565	
144	54	10-12	Veneer	2	64512/2	14,245	64562/2	14,700	
144	54	10-12	Laminate	2	64512/5	11,520	64562/5	11,990	
144	60	10-12	Veneer	2	64513/2	14,910	64563/2	15,375	
144	60	10-12	Laminate	2	64513/5	11,990	64563/5	12,450	
156	48	12-14	Veneer	2	64514/2	13,915	64564/2	14,375	
156	48	12-14	Laminate	2	64514/5	11,500	64564/5	11,960	
156	54	12-14	Veneer	2	64515/2	14,820	64565/2	15,295	
156	54	12-14	Laminate	2	64515/5	11,985	64565/5	12,445	
156	60	12-14	Veneer	2	64516/2	15,615	64566/2	16,085	
156	60	12-14	Laminate	2	64516/5	12,495	64566/5	12,965	
156	66	12-14	Veneer	3	64517/2	16,115	64567/2	16,580	
156	66	12-14	Laminate	3	64517/5	12,840	64567/5	13,305	
168	48	12-14	Veneer	2	64518/2	14,465	64568/2	14,930	
168	48	12-14	Laminate	2	64518/5	11,860	64568/5	12,330	
168	54	12-14	Veneer	2	64519/2	15,350	64569/2	15,805	
168	54	12-14	Laminate	2	64519/5	12,380	64569/5	12,845	
168	60	12-14	Veneer	2	64520/2	16,315	64570/2	16,775	
168	60	12-14	Laminate	2	64520/5	12,900	64570/5	13,375	
168	66	12-14	Veneer	3	64521/2	16,840	64571/2	17,305	
168	66	12-14	Laminate	3	64521/5	13,260	64571/5	13,720	



2 Bases



3 Bases

Standard Features:

- 1¼" thick tops available in all Nienkämper veneers, stains, finishes, and plastic laminates.
- Stone and glass tops available upon special request – contact Customer Service at 800.668.9318 for details.
- Die-cast leg construction offered in mirror polish or your choice of 18 powder-coat colors and 9 decorative vinyl inserts.
- Structural rails (base assembly) are finished to match the legs.
- Long structural rails supporting the top come standard in silver anodizing.
- Polished or painted structural rails are available with an upcharge – contact Customer Service at 800.668.9318 for more information.

GATEWAY™ PLUS TABLES

BOAT CONFERENCE TABLES Design - busk + hertzog



Specify edge type: add the two letter code after the model number



Taper Edge (TE)



Self Edge (SE)



Facet Edge (FE)



Flowform Edge "FF"
5% upcharge
laminates not available

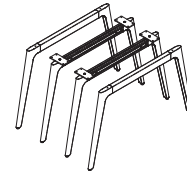


Camber Edge "CE"
5% upcharge
laminates not available

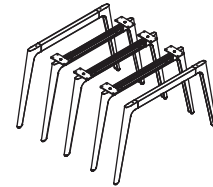
Table Height = 29"

Seating Capacity Based on 25" Chair

L"	X	D"	Sugg Seat Capacity	Top Finish	Top Sections	POLISHED BASE		POLISHED BASE WITH COLOR INSET	
						Model Number	List Price	Model Number	List Price
180	48	12-14	Veneer	3	64422/2	16,600	64472/2	17,220	
180	48	12-14	Laminate	3	64422/5	13,845	64472/5	14,470	
180	54	14-16	Veneer	3	64423/2	17,600	64473/2	18,225	
180	54	14-16	Laminate	3	64423/5	14,445	64473/5	15,055	
180	60	14-16	Veneer	3	64424/2	18,615	64474/2	19,240	
180	60	14-16	Laminate	3	64424/5	15,100	64474/5	15,705	
180	66	14-16	Veneer	3	64425/2	19,540	64475/2	20,145	
180	66	14-16	Laminate	3	64425/5	15,570	64475/5	16,170	
180	72	14-16	Veneer	3	64426/2	20,550	64476/2	21,170	
180	72	14-16	Laminate	3	64426/5	16,160	64476/5	16,790	
<hr/>									
192	54	14-16	Veneer	4	64427/2	18,370	64477/2	18,990	
192	54	14-16	Laminate	4	64427/5	14,820	64477/5	15,435	
192	60	14-16	Veneer	4	64428/2	19,435	64478/2	20,050	
192	60	14-16	Laminate	4	64428/5	15,485	64478/5	16,115	
192	66	14-16	Veneer	4	64429/2	20,350	64479/2	20,975	
192	66	14-16	Laminate	4	64429/5	16,020	64479/5	16,630	
192	72	14-16	Veneer	4	64430/2	21,305	64480/2	21,915	
192	72	14-16	Laminate	4	64430/5	16,645	64480/5	17,270	
204	54	16-18	Veneer	4	64431/2	18,925	64481/2	19,550	
204	54	16-18	Laminate	4	64431/5	15,350	64481/5	15,950	
204	60	16-18	Veneer	4	64432/2	19,995	64482/2	20,610	
204	60	16-18	Laminate	4	64432/5	16,015	64482/5	16,620	
204	66	16-18	Veneer	4	64433/2	20,970	64483/2	21,585	
204	66	16-18	Laminate	4	64433/5	16,560	64483/5	17,185	
204	72	16-18	Veneer	4	64434/2	22,200	64484/2	22,810	
204	72	16-18	Laminate	4	64434/5	17,250	64484/5	17,875	



4 Bases




5 Bases

Polished Base



Polished Base with Decorative Vinyl Inset



Standard Features:

- 1/4" thick tops available in all Nienkämper veneers, stains, finishes, and plastic laminates.
- Stone and glass tops available upon special request – contact Customer Service at 800.668.9318 for details.
- Die-cast leg construction offered in mirror polish or your choice of 18 powder-coat colors and 9 decorative vinyl inserts.
- Structural rails (base assembly) are finished to match the legs.
- Long structural rails supporting the top come standard in silver anodizing.
- Polished or painted structural rails are available with an upcharge – contact Customer Service at 800.668.9318 for more information.

GATEWAY™ PLUS TABLES

BOAT CONFERENCE TABLES Design - busk + hertzog



Specify edge type: add the two letter code after the model number



Taper Edge (TE)



Self Edge (SE)



Facet Edge (FE)



Flowform Edge "FF"
5% upcharge
laminates not available

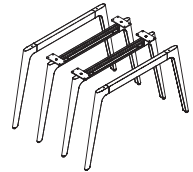


Camber Edge "CE"
5% upcharge
laminates not available

Table Height = 29"

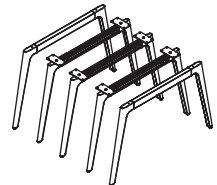
Seating Capacity Based on 25" Chair

L"	X	D"	Sugg Seat Capacity	Top Finish	Top Sections	POWDER COAT BASE		POWDER COAT BASE WITH COLOR INSET	
						Model Number	List Price	Model Number	List Price
180	48	12-14		Veneer	3	64522/2	17,265	64572/2	17,895
180	48	12-14		Laminate	3	64522/5	14,515	64572/5	15,140
180	54	14-16		Veneer	3	64523/2	18,270	64573/2	18,895
180	54	14-16		Laminate	3	64523/5	15,130	64573/5	15,730
180	60	14-16		Veneer	3	64524/2	19,275	64574/2	19,900
180	60	14-16		Laminate	3	64524/5	15,760	64574/5	16,375
180	66	14-16		Veneer	3	64525/2	20,210	64575/2	20,830
180	66	14-16		Laminate	3	64525/5	16,245	64575/5	16,855
180	72	14-16		Veneer	3	64526/2	21,225	64576/2	21,840
180	72	14-16		Laminate	3	64526/5	16,830	64576/5	17,455



4 Bases

192	54	14-16		Veneer	4	64527/2	19,040	64577/2	19,665
192	54	14-16		Laminate	4	64527/5	15,500	64577/5	16,125
192	60	14-16		Veneer	4	64528/2	20,100	64578/2	20,715
192	60	14-16		Laminate	4	64528/5	16,160	64578/5	16,790
192	66	14-16		Veneer	4	64529/2	21,015	64579/2	21,630
192	66	14-16		Laminate	4	64529/5	16,675	64579/5	17,295
192	72	14-16		Veneer	4	64530/2	21,970	64580/2	22,570
192	72	14-16		Laminate	4	64530/5	17,320	64580/5	17,935
204	54	16-18		Veneer	4	64531/2	19,600	64581/2	20,215
204	54	16-18		Laminate	4	64531/5	16,015	64581/5	16,620
204	60	16-18		Veneer	4	64532/2	20,665	64582/2	21,290
204	60	16-18		Laminate	4	64532/5	16,675	64582/5	17,295
204	66	16-18		Veneer	4	64533/2	21,630	64583/2	22,250
204	66	16-18		Laminate	4	64533/5	17,235	64583/5	17,845
204	72	16-18		Veneer	4	64534/2	22,870	64584/2	23,475
204	72	16-18		Laminate	4	64534/5	17,915	64584/5	18,540



5 Bases

Powder Coated Base



Powder Coated Base with Decorative Vinyl Insert



Standard Features:

- 1¼" thick tops available in all Nienkämper veneers, stains, finishes, and plastic laminates.
- Stone and glass tops available upon special request – contact Customer Service at 800.668.9318 for details.
- Die-cast leg construction offered in mirror polish or your choice of 18 powder-coat colors and 9 decorative vinyl inserts.
- Structural rails (base assembly) are finished to match the legs.
- Long structural rails supporting the top come standard in silver anodizing.
- Polished or painted structural rails are available with an upcharge – contact Customer Service at 800.668.9318 for more information.

GATEWAY™ PLUS TABLES

BOAT CONFERENCE TABLES Design - busk + hertzog



Specify edge type: add the two letter code after the model number



Taper Edge (TE)



Self Edge (SE)



Facet Edge (FE)



Flowform Edge "FF"
5% upcharge
laminates not available

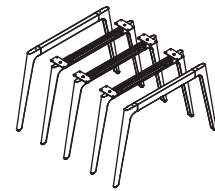


Camber Edge "CE"
5% upcharge
laminates not available

Table Height = 29"

Seating Capacity Based on 25" Chair

L"	X	D"	Sugg Seat Capacity	Top Finish	Top Sections	POLISHED BASE		POLISHED BASE WITH COLOR INSET	
						Model Number	List Price	Model Number	List Price
216	54	16-18		Veneer	4	64435/2	21,480	64485/2	22,260
216	54	16-18		Laminate	4	64435/5	17,865	64485/5	18,645
216	60	16-18		Veneer	4	64436/2	22,630	64486/2	23,390
216	60	16-18		Laminate	4	64436/5	18,525	64486/5	19,305
216	66	16-18		Veneer	4	64437/2	23,810	64487/2	24,585
216	66	16-18		Laminate	4	64437/5	19,240	64487/5	20,010
216	72	16-18		Veneer	4	64438/2	25,010	64488/2	25,790
216	72	16-18		Laminate	4	64438/5	19,900	64488/5	20,680
228	54	16-18		Veneer	4	64439/2	22,070	64489/2	22,855
228	54	16-18		Laminate	4	64439/5	18,225	64489/5	19,000
228	60	16-18		Veneer	4	64440/2	23,375	64490/2	24,160
228	60	16-18		Laminate	4	64440/5	18,955	64490/5	19,730
228	66	18-20		Veneer	4	64441/2	24,515	64491/2	25,290
228	66	18-20		Laminate	4	64441/5	19,680	64491/5	20,455
228	72	18-20		Veneer	4	64442/2	25,655	64492/2	26,430
228	72	18-20		Laminate	4	64442/5	20,365	64492/5	21,145
240	54	16-18		Veneer	4	64443/2	22,635	64493/2	23,400
240	54	16-18		Laminate	4	64443/5	18,630	64493/5	19,395
240	60	18-20		Veneer	4	64444/2	23,980	64494/2	24,750
240	60	18-20		Laminate	4	64444/5	19,360	64494/5	20,130
240	66	18-20		Veneer	4	64445/2	25,270	64495/2	26,040
240	66	18-20		Laminate	4	64445/5	20,090	64495/5	20,860
240	72	18-20		Veneer	4	64446/2	26,505	64496/2	27,285
240	72	18-20		Laminate	4	64446/5	20,815	64496/5	21,590



5 Bases

156" x 60" x 29", Veneer Top, Polished Legs with Color Inset
Model - 64066/2



Standard Features:

- 1¼" thick tops available in all Nienkämper veneers, stains, finishes, and plastic laminates.
- Stone and glass tops available upon special request – contact Customer Service at 800.668.9318 for details.
- Die-cast leg construction offered in mirror polish or your choice of 18 powder-coat colors and 9 decorative vinyl inserts.
- Structural rails (base assembly) are finished to match the legs.
- Long structural rails supporting the top come standard in silver anodizing.
- Polished or painted structural rails are available with an upcharge – contact Customer Service at 800.668.9318 for more information.

GATEWAY™ PLUS TABLES

BOAT CONFERENCE TABLES Design - busk + hertzog



Specify edge type: add the two letter code after the model number



Taper Edge (TE)



Self Edge (SE)



Facet Edge (FE)



Flowform Edge "FF"
5% upcharge
laminates not available

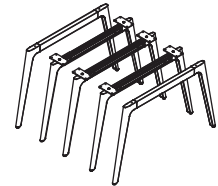


Camber Edge "CE"
5% upcharge
laminates not available

Table Height = 29"

Seating Capacity Based on 25" Chair

L"	X	D"	Sugg Seat Capacity	Top Finish	Top Sections	POWDER COAT BASE		POWDER COAT BASE WITH COLOR INSET	
						Model Number	List Price	Model Number	List Price
216	54	16-18	Veneer	4	64535/2	21,875	64585/2	22,660	
216	54	16-18	Laminate	4	64535/5	18,255	64585/5	19,035	
216	60	16-18	Veneer	4	64536/2	23,005	64586/2	23,785	
216	60	16-18	Laminate	4	64536/5	18,915	64586/5	19,685	
216	66	16-18	Veneer	4	64537/2	24,210	64587/2	24,980	
216	66	16-18	Laminate	4	64537/5	19,620	64587/5	20,400	
216	72	16-18	Veneer	4	64538/2	25,410	64588/2	26,190	
216	72	16-18	Laminate	4	64538/5	20,300	64588/5	21,070	
228	54	16-18	Veneer	4	64539/2	22,460	64589/2	23,240	
228	54	16-18	Laminate	4	64539/5	18,625	64589/5	19,390	
228	60	16-18	Veneer	4	64540/2	23,780	64590/2	24,545	
228	60	16-18	Laminate	4	64540/5	19,355	64590/5	20,125	
228	66	18-20	Veneer	4	64541/2	24,915	64591/2	25,690	
228	66	18-20	Laminate	4	64541/5	20,085	64591/5	20,855	
228	72	18-20	Veneer	4	64542/2	26,050	64592/2	26,825	
228	72	18-20	Laminate	4	64542/5	20,765	64592/5	21,555	
240	54	16-18	Veneer	4	64543/2	23,010	64593/2	23,790	
240	54	16-18	Laminate	4	64543/5	19,030	64593/5	19,800	
240	60	18-20	Veneer	4	64544/2	24,380	64594/2	25,150	
240	60	18-20	Laminate	4	64544/5	19,755	64594/5	20,530	
240	66	18-20	Veneer	4	64545/2	25,655	64595/2	26,430	
240	66	18-20	Laminate	4	64545/5	20,485	64595/5	21,250	
240	72	18-20	Veneer	4	64546/2	26,905	64596/2	27,670	
240	72	18-20	Laminate	4	64546/5	21,210	64596/5	21,990	



5 Bases

156" x 60" x 29", Veneer Top, Polished Legs with Color Inset
Model - 64066/2



Standard Features:

- 1/4" thick tops available in all Nienkämper veneers, stains, finishes, and plastic laminates.
- Stone and glass tops available upon special request – contact Customer Service at 800.668.9318 for details.
- Die-cast leg construction offered in mirror polish or your choice of 18 powder-coat colors and 9 decorative vinyl inserts.
- Structural rails (base assembly) are finished to match the legs.
- Long structural rails supporting the top come standard in silver anodizing.
- Polished or painted structural rails are available with an upcharge – contact Customer Service at 800.668.9318 for more information.

GATEWAY™ PLUS TABLES

SQUARE MEETING TABLES Design - busk + hertzog



Specify edge type: add the two letter code after the model number



Taper Edge (TE)



Self Edge (SE)



Facet Edge (FE)



Flowform Edge "FF"
5% upcharge
laminates not available

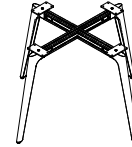


Camber Edge "CE"
5% upcharge
laminates not available

Table Height = 29"

Seating Capacity Based on 25" Chair

L" X D"	Sugg Seat Capacity	Top Finish	Top Sections	POLISHED BASE		POLISHED BASE WITH COLOR INSET	
				Model Number	List Price	Model Number	List Price
30 X 30	2	Veneer	1	64721/2	4,340	64731/2	4,615
30 X 30	2	Laminate	1	64721/5	4,000	64731/5	4,280
36 X 36	2	Veneer	1	64722/2	4,665	64732/2	4,935
36 X 36	2	Laminate	1	64722/5	4,240	64732/5	4,515
42 X 42	2-4	Veneer	1	64723/2	4,865	64733/2	5,145
42 X 42	2-4	Laminate	1	64723/5	4,475	64733/5	4,770
48 X 48	2-4	Veneer	1	64724/2	5,355	64734/2	5,640
48 X 48	2-4	Laminate	1	64724/5	4,655	64734/5	4,925
54 X 54	4-6	Veneer	1	64725/2	5,855	64735/2	6,135
54 X 54	4-6	Laminate	1	64725/5	4,775	64735/5	5,055
60 X 60	6-8	Veneer	1	64726/2	6,355	64736/2	6,645
60 X 60	6-8	Laminate	1	64726/5	4,975	64736/5	5,260
66 X 66	6-8	Veneer	2	64727/2	6,965	64737/2	7,230
66 X 66	6-8	Laminate	2	64727/5	5,225	64737/5	5,510
72 X 72	6-8	Veneer	2	64728/2	7,635	64738/2	7,910
72 X 72	6-8	Laminate	2	64728/5	5,585	64738/5	5,870
78 X 78	8-10	Veneer	2	64729/2	8,320	64739/2	8,595
78 X 78	8-10	Laminate	2	64729/5	5,875	64739/5	6,155



Polished Base



Polished Base with Decorative Vinyl Inset



Standard Features:

- 1¼" thick tops available in all Nienkämper veneers, stains, finishes, and plastic laminates.
- Stone and glass tops available upon special request – contact Customer Service at 800.668.9318 for details.
- Die-cast leg construction offered in mirror polish or your choice of 18 powder-coat colors and 9 decorative vinyl inserts.
- Structural rails (base assembly) are finished to match the legs.
- Long structural rails supporting the top come standard in silver anodizing.
- Polished or painted structural rails are available with an upcharge – contact Customer Service at 800.668.9318 for more information.



GATEWAY™ PLUS TABLES

SQUARE MEETING TABLES Design - busk + hertzog

Specify edge type: add the two letter code after the model number



Taper Edge (TE)



Self Edge (SE)



Facet Edge (FE)



Flowform Edge "FF"
5% upcharge
laminates not available

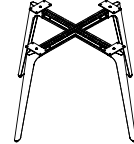


Camber Edge "CE"
5% upcharge
laminates not available

Table Height = 29"

Seating Capacity Based on 25" Chair

L"	X	D"	Sugg Seat Capacity	Top Finish	Top Sections	POWDER COAT BASE		POWDER COAT BASE WITH COLOR INSET	
						Model Number	List Price	Model Number	List Price
30	30	2		Veneer	1	64741/2	4,695	64751/2	4,980
30	30	2		Laminate	1	64741/5	4,360	64751/5	4,650
36	36	2		Veneer	1	64742/2	5,020	64752/2	5,305
36	36	2		Laminate	1	64742/5	4,595	64752/5	4,885
42	42	2-4		Veneer	1	64743/2	5,215	64753/2	5,505
42	42	2-4		Laminate	1	64743/5	4,840	64753/5	5,125
48	48	2-4		Veneer	1	64744/2	5,715	64754/2	6,005
48	48	2-4		Laminate	1	64744/5	5,010	64754/5	5,290
54	54	4-6		Veneer	1	64745/2	6,210	64755/2	6,500
54	54	4-6		Laminate	1	64745/5	5,130	64755/5	5,405
60	60	6-8		Veneer	1	64746/2	6,730	64756/2	7,000
60	60	6-8		Laminate	1	64746/5	5,325	64756/5	5,615
66	66	6-8		Veneer	2	64747/2	7,300	64757/2	7,600
66	66	6-8		Laminate	2	64747/5	5,585	64757/5	5,870
72	72	6-8		Veneer	2	64748/2	7,990	64758/2	8,285
72	72	6-8		Laminate	2	64748/5	5,940	64758/5	6,230
78	78	8-10		Veneer	2	64749/2	8,675	64759/2	8,965
78	78	8-10		Laminate	2	64749/5	6,235	64759/5	6,525



Powder Coated Base



Powder Coated Base with Decorative Vinyl Insert



Standard Features:

- 1/4" thick tops available in all Nienkämper veneers, stains, finishes, and plastic laminates.
- Stone and glass tops available upon special request – contact Customer Service at 800.668.9318 for details.
- Die-cast leg construction offered in mirror polish or your choice of 18 powder-coat colors and 9 decorative vinyl inserts.
- Structural rails (base assembly) are finished to match the legs.
- Long structural rails supporting the top come standard in silver anodizing.
- Polished or painted structural rails are available with an upcharge – contact Customer Service at 800.668.9318 for more information.

GATEWAY™ PLUS TABLES

RECTANGULAR MEETING TABLES Design - busk + hertzog



Specify edge type: add the two letter code after the model number



Taper Edge (TE)



Self Edge (SE)



Facet Edge (FE)



Flowform Edge "FF"
5% upcharge
laminates not available

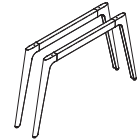


Camber Edge "CE"
5% upcharge
laminates not available

Table Height = 29"

Seating Capacity Based on 25" Chair

L"	X	D"	Sugg Seat Capacity	Top Finish	Top Sections	POLISHED BASE		POLISHED BASE WITH COLOR INSET	
						Model Number	List Price	Model Number	List Price
48	30	1-2		Veneer	1	64601/2	4,515	64621/2	4,800
48	30	1-2		Laminate	1	64601/5	4,050	64621/5	4,335
54	30	2-4		Veneer	1	64602/2	4,945	64622/2	5,235
54	30	2-4		Laminate	1	64602/5	4,325	64622/5	4,595
60	30	2-4		Veneer	1	64603/2	5,085	64623/2	5,370
60	30	2-4		Laminate	1	64603/5	4,475	64623/5	4,770
66	30	2-4		Veneer	1	64604/2	5,285	64624/2	5,560
66	30	2-4		Laminate	1	64604/5	4,470	64624/5	4,765
72	30	2-4		Veneer	1	64605/2	5,470	64625/2	5,750
72	30	2-4		Laminate	1	64605/5	4,685	64625/5	4,965
78	30	2-4		Veneer	1	64606/2	5,670	64626/2	5,950
78	30	2-4		Laminate	1	64606/5	4,790	64626/5	5,070
48	36	1-2		Veneer	1	64607/2	4,865	64627/2	5,145
48	36	1-2		Laminate	1	64607/5	4,270	64627/5	4,555
54	36	2-4		Veneer	1	64608/2	5,295	64628/2	5,580
54	36	2-4		Laminate	1	64608/5	4,565	64628/5	4,845
60	36	2-4		Veneer	1	64609/2	5,515	64629/2	5,795
60	36	2-4		Laminate	1	64609/5	4,745	64629/5	5,030
66	36	2-4		Veneer	1	64610/2	5,660	64630/2	5,940
66	36	2-4		Laminate	1	64610/5	4,770	64630/5	5,050
72	36	2-4		Veneer	1	64611/2	5,765	64631/2	6,050
72	36	2-4		Laminate	1	64611/5	4,930	64631/5	5,215
78	36	2-4		Veneer	1	64612/2	6,100	64632/2	6,370
78	36	2-4		Laminate	1	64612/5	5,050	64632/5	5,320
84	36	2-4		Veneer	1	64613/2	6,265	64633/2	6,545
84	36	2-4		Laminate	1	64613/5	5,160	64633/5	5,445




2 Bases

Polished Base



Polished Base with Decorative Vinyl Inset



Standard Features:

- 1¼" thick tops available in all Nienkämper veneers, stains, finishes, and plastic laminates.
- Stone and glass tops available upon special request – contact Customer Service at 800.668.9318 for details.
- Die-cast leg construction offered in mirror polish or your choice of 18 powder-coat colors and 9 decorative vinyl inserts.
- Structural rails (base assembly) are finished to match the legs.
- Long structural rails supporting the top come standard in silver anodizing.
- Polished or painted structural rails are available with an upcharge – contact Customer Service at 800.668.9318 for more information.

GATEWAY™ PLUS TABLES

RECTANGULAR MEETING TABLES Design - busk + hertzog

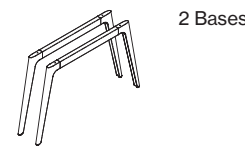


Specify edge type: add the two letter code after the model number



Table Height = 29"
Seating Capacity Based on 25" Chair

L" X D"	Sugg Seat Capacity	Top Finish	Top Sections	POWDER COAT BASE		POWDER COAT BASE WITH COLOR INSET	
				Model Number	List Price	Model Number	List Price
48 X 30	1-2	Veneer	1	64641/2	4,780	64661/2	5,060
48 X 30	1-2	Laminate	1	64641/5	4,300	64661/5	4,585
54 X 30	2-4	Veneer	1	64642/2	5,205	64662/2	5,490
54 X 30	2-4	Laminate	1	64642/5	4,570	64662/5	4,850
60 X 30	2-4	Veneer	1	64643/2	5,340	64663/2	5,620
60 X 30	2-4	Laminate	1	64643/5	4,725	64663/5	5,015
66 X 30	2-4	Veneer	1	64644/2	5,535	64664/2	5,815
66 X 30	2-4	Laminate	1	64644/5	4,720	64664/5	5,010
72 X 30	2-4	Veneer	1	64645/2	5,715	64665/2	6,005
72 X 30	2-4	Laminate	1	64645/5	4,930	64665/5	5,215
78 X 30	2-4	Veneer	1	64646/2	5,925	64666/2	6,205
78 X 30	2-4	Laminate	1	64646/5	5,050	64666/5	5,320
48 X 36	1-2	Veneer	1	64647/2	5,050	64667/2	5,320
48 X 36	1-2	Laminate	1	64647/5	4,445	64667/5	4,720
54 X 36	2-4	Veneer	1	64648/2	5,470	64668/2	5,750
54 X 36	2-4	Laminate	1	64648/5	4,725	64668/5	5,015
60 X 36	2-4	Veneer	1	64649/2	5,695	64669/2	5,975
60 X 36	2-4	Laminate	1	64649/5	4,915	64669/5	5,200
66 X 36	2-4	Veneer	1	64650/2	5,835	64670/2	6,120
66 X 36	2-4	Laminate	1	64650/5	4,930	64670/5	5,215
72 X 36	2-4	Veneer	1	64651/2	5,940	64671/2	6,230
72 X 36	2-4	Laminate	1	64651/5	5,115	64671/5	5,395
78 X 36	2-4	Veneer	1	64652/2	6,265	64672/2	6,545
78 X 36	2-4	Laminate	1	64652/5	5,215	64672/5	5,505
84 X 36	2-4	Veneer	1	64653/2	6,440	64673/2	6,730
84 X 36	2-4	Laminate	1	64653/5	5,340	64673/5	5,620



Powder Coated Base



Powder Coated Base with Decorative Vinyl Insert



- Standard Features:**
- 1¼" thick tops available in all Nienkämper veneers, stains, finishes, and plastic laminates.
 - Stone and glass tops available upon special request – contact Customer Service at 800.668.9318 for details.
 - Die-cast leg construction offered in mirror polish or your choice of 18 powder-coat colors and 9 decorative vinyl inserts.
 - Structural rails (base assembly) are finished to match the legs.
 - Long structural rails supporting the top come standard in silver anodizing.
 - Polished or painted structural rails are available with an upcharge – contact Customer Service at 800.668.9318 for more information.



GATEWAY™ PLUS TABLES

SQUARE WITH SOFT (6" RADIUS) CORNER MEETING TABLES Design - busk + hertzog

Specify edge type: add the two letter code after the model number



Taper Edge (TE)



Self Edge (SE)




Camber Edge "CE"
8" radius required for
soft corner tops
5% upcharge
laminates not available

Table Height = 29"

Seating Capacity Based on 25" Chair

L"	X	D"	Sugg Seat Capacity	Top Finish	Top Sections	POLISHED BASE		POLISHED BASE WITH COLOR INSET	
						Model Number	List Price	Model Number	List Price
30	30	2		Veneer	1	64761/2	4,560	64771/2	4,850
30	30	2		Laminate	1	64761/5	4,210	64771/5	4,495
36	36	2		Veneer	1	64762/2	4,900	64772/2	5,185
36	36	2		Laminate	1	64762/5	4,455	64772/5	4,745
42	42	2-4		Veneer	1	64763/2	5,115	64773/2	5,405
42	42	2-4		Laminate	1	64763/5	4,700	64773/5	5,005
48	48	2-4		Veneer	1	64764/2	5,625	64774/2	5,925
48	48	2-4		Laminate	1	64764/5	4,885	64774/5	5,170
54	54	4-6		Veneer	1	64765/2	6,150	64775/2	6,445
54	54	4-6		Laminate	1	64765/5	5,010	64775/5	5,305
60	60	6-8		Veneer	1	64766/2	6,680	64776/2	6,980
60	60	6-8		Laminate	1	64766/5	5,225	64776/5	5,525
66	66	6-8		Veneer	2	64767/2	7,290	64777/2	7,605
66	66	6-8		Laminate	2	64767/5	5,490	64777/5	5,785
72	72	6-8		Veneer	2	64768/2	8,025	64778/2	8,315
72	72	6-8		Laminate	2	64768/5	5,870	64778/5	6,160
78	78	8-10		Veneer	2	64769/2	8,740	64779/2	9,025
78	78	8-10		Laminate	2	64769/5	6,165	64779/5	6,470



Polished Base



Polished Base with Decorative Vinyl Inset



Standard Features:

- 1¼" thick tops available in all Nienkämper veneers, stains, finishes, and plastic laminates.
- Stone and glass tops available upon special request – contact Customer Service at **800.668.9318** for details.
- Die-cast leg construction offered in mirror polish or your choice of 18 powder-coat colors and 9 decorative vinyl inserts.
- Structural rails (base assembly) are finished to match the legs.
- Long structural rails supporting the top come standard in silver anodizing.
- Polished or painted structural rails are available with an upcharge – contact Customer Service at **800.668.9318** for more information.



GATEWAY™ PLUS TABLES

SQUARE WITH SOFT (6" RADIUS) CORNER MEETING TABLES Design - busk + hertzog

Specify edge type: add the two letter code after the model number



Taper Edge (TE)



Self Edge (SE)

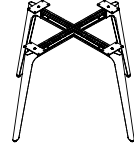


Camber Edge "CE"
8" radius required for
soft corner tops
5% upcharge
laminate not available

Table Height = 29"

Seating Capacity Based on 25" Chair

L"	X	D"	Sugg Seat Capacity	Top Finish	Top Sections	POWDER COAT BASE		POWDER COAT BASE WITH COLOR INSET	
						Model Number	List Price	Model Number	List Price
30	30	2		Veneer	1	64781/2	4,930	64791/2	5,235
30	30	2		Laminate	1	64781/5	4,575	64791/5	4,870
36	36	2		Veneer	1	64782/2	5,280	64792/2	5,575
36	36	2		Laminate	1	64782/5	4,830	64792/5	5,130
42	42	2-4		Veneer	1	64783/2	5,480	64793/2	5,775
42	42	2-4		Laminate	1	64783/5	5,085	64793/5	5,380
48	48	2-4		Veneer	1	64784/2	6,010	64794/2	6,310
48	48	2-4		Laminate	1	64784/5	5,265	64794/5	5,555
54	54	4-6		Veneer	1	64785/2	6,530	64795/2	6,805
54	54	4-6		Laminate	1	64785/5	5,385	64795/5	5,690
60	60	6-8		Veneer	1	64786/2	7,045	64796/2	7,365
60	60	6-8		Laminate	1	64786/5	5,595	64796/5	5,895
66	66	6-8		Veneer	2	64787/2	7,680	64797/2	7,965
66	66	6-8		Laminate	2	64787/5	5,870	64797/5	6,160
72	72	6-8		Veneer	2	64788/2	8,390	64798/2	8,695
72	72	6-8		Laminate	2	64788/5	6,240	64798/5	6,540
78	78	8-10		Veneer	2	64789/2	9,110	64799/2	9,415
78	78	8-10		Laminate	2	64789/5	6,550	64799/5	6,850



Powder Coated Base



Powder Coated Base with Decorative Vinyl Insert



Standard Features:

- 1/4" thick tops available in all Nienkämper veneers, stains, finishes, and plastic laminates.
- Stone and glass tops available upon special request – contact Customer Service at 800.668.9318 for details.
- Die-cast leg construction offered in mirror polish or your choice of 18 powder-coat colors and 9 decorative vinyl inserts.
- Structural rails (base assembly) are finished to match the legs.
- Long structural rails supporting the top come standard in silver anodizing.
- Polished or painted structural rails are available with an upcharge – contact Customer Service at 800.668.9318 for more information.



GATEWAY™ PLUS TABLES

ROUND MEETING TABLES Design - busk + hertzog

Specify edge type: add the two letter code after the model number



Taper Edge (TE)



Self Edge (SE)



Facet Edge (FE)



Flowform Edge "FF"
5% upcharge
laminates not available




Camber Edge "CE"
5% upcharge
laminates not available

Table Height = 29"

Seating Capacity Based on 25" Chair


L" X D"	Sugg Seat Capacity	Top Finish	Top Sections	POLISHED BASE		POLISHED BASE WITH COLOR INSET	
				Model Number	List Price	Model Number	List Price
30 dia. 2		Veneer	1	64681/2	4,780	64691/2	5,085
30 dia. 2		Laminate	1	64681/5	4,400	64691/5	4,705
36 dia. 2		Veneer	1	64682/2	5,130	64692/2	5,440
36 dia. 2		Laminate	1	64682/5	4,665	64692/5	4,975
42 dia. 2-4		Veneer	1	64683/2	5,350	64693/2	5,660
42 dia. 2-4		Laminate	1	64683/5	4,925	64693/5	5,245
48 dia. 2-4		Veneer	1	64684/2	5,895	64694/2	6,205
48 dia. 2-4		Laminate	1	64684/5	5,115	64694/5	5,420
54 dia. 4-6		Veneer	1	64685/2	6,440	64695/2	6,755
54 dia. 4-6		Laminate	1	64685/5	5,250	64695/5	5,555
60 dia. 5-7		Veneer	1	64686/2	6,995	64696/2	7,290
60 dia. 5-7		Laminate	1	64686/5	5,475	64696/5	5,785
66 dia. 5-7		Veneer	2	64687/2	7,645	64697/2	7,955
66 dia. 5-7		Laminate	2	64687/5	5,750	64697/5	6,055
72 dia. 6-8		Veneer	2	64688/2	8,390	64698/2	8,705
72 dia. 6-8		Laminate	2	64688/5	6,140	64698/5	6,450
78 dia. 7-9		Veneer	2	64689/2	9,150	64699/2	9,460
78 dia. 7-9		Laminate	2	64689/5	6,460	64699/5	6,770



Polished Base



Polished Base with Decorative Vinyl Inset



Standard Features:

- 1¼" thick tops available in all Nienkämper veneers, stains, finishes, and plastic laminates.
- Stone and glass tops available upon special request – contact Customer Service at 800.668.9318 for details.
- Die-cast leg construction offered in mirror polish or your choice of 18 powder-coat colors and 9 decorative vinyl inserts.
- Structural rails (base assembly) are finished to match the legs.
- Long structural rails supporting the top come standard in silver anodizing.
- Polished or painted structural rails are available with an upcharge – contact Customer Service at 800.668.9318 for more information.



GATEWAY™ PLUS TABLES

SQUARE WITH SOFT (6" RADIUS) CORNER MEETING TABLES Design - busk + hertzog

Specify edge type: add the two letter code after the model number



Taper Edge (TE)



Self Edge (SE)



Facet Edge (FE)



Flowform Edge "FF"
5% upcharge
laminates not available

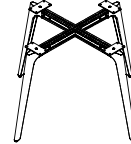


Camber Edge "CE"
5% upcharge
laminates not available

Table Height = 29"

Seating Capacity Based on 25" Chair

L"	X	D"	Sugg Seat Capacity	Top Finish	Top Sections	POWDER COAT BASE		POWDER COAT BASE WITH COLOR INSET	
						Model Number	List Price	Model Number	List Price
30	dia.	2		Veneer	1	64701/2	5,165	64711/2	5,480
30	dia.	2		Laminate	1	64701/5	4,795	64711/5	5,100
36	dia.	2		Veneer	1	64702/2	5,525	64712/2	5,830
36	dia.	2		Laminate	1	64702/5	5,060	64712/5	5,370
42	dia.	2-4		Veneer	1	64703/2	5,745	64713/2	6,050
42	dia.	2-4		Laminate	1	64703/5	5,320	64713/5	5,635
48	dia.	2-4		Veneer	1	64704/2	6,295	64714/2	6,590
48	dia.	2-4		Laminate	1	64704/5	5,510	64714/5	5,815
54	dia.	4-6		Veneer	1	64705/2	6,820	64715/2	7,150
54	dia.	4-6		Laminate	1	64705/5	5,640	64715/5	5,950
60	dia.	5-7		Veneer	1	64706/2	7,390	64716/2	7,695
60	dia.	5-7		Laminate	1	64706/5	5,870	64716/5	6,170
66	dia.	5-7		Veneer	2	64707/2	8,050	64717/2	8,350
66	dia.	5-7		Laminate	2	64707/5	6,140	64717/5	6,450
72	dia.	6-8		Veneer	2	64708/2	8,795	64718/2	9,105
72	dia.	6-8		Laminate	2	64708/5	6,540	64718/5	6,850
78	dia.	7-9		Veneer	2	64709/2	9,545	64719/2	9,855
78	dia.	7-9		Laminate	2	64709/5	6,860	64719/5	7,170



Powder Coated Base



Powder Coated Base with Decorative Vinyl Insert



Standard Features:

- 1/4" thick tops available in all Nienkämper veneers, stains, finishes, and plastic laminates.
- Stone and glass tops available upon special request – contact Customer Service at 800.668.9318 for details.
- Die-cast leg construction offered in mirror polish or your choice of 18 powder-coat colors and 9 decorative vinyl inserts.
- Structural rails (base assembly) are finished to match the legs.
- Long structural rails supporting the top come standard in silver anodizing.
- Polished or painted structural rails are available with an upcharge – contact Customer Service at 800.668.9318 for more information.

GATEWAY™ PRIVACY DIVIDERS

Design - busk + hertzog

Gateway Divider

List Price											
KnollTextiles											
L"	X	W"	X	H"	Fabric Yds	Model Number	COM	1	2	3	4
48	3	52	3			42771	5,680	6,025	6,260	6,545	6,815
60	3	52	4			42772	6,665	7,125	7,440	7,820	8,180
72	3	52	5			42773	7,645	8,220	8,620	9,090	9,540
84	3	52	5			42774	8,640	9,210	9,610	10,080	10,535



Gateway Divider with Top Half Writable P-Lam

List Price											
KnollTextiles											
L"	X	W"	X	H"	Fabric Yds	Model Number	COM	1	2	3	4
48	3	52	1½			42775	5,925	6,100	6,220	6,360	6,495
60	3	52	2			42776	6,925	7,160	7,315	7,505	7,690
72	3	52	2½			42777	7,930	8,220	8,420	8,655	8,880
84	3	52	2½			42778	8,945	9,230	9,430	9,670	9,895



Optional 14" Privacy Panel

List Price						
L"	X	W	X	H"	Glass	Acrylic
42	6 mm	14			1,205	655
54	6 mm	14			1,490	790
66	6 mm	14			1,765	930
78	6 mm	14			2,040	1,075

*14" Glass/Acrylic Privacy Panel is an add-on



GATEWAY™ MOBILE TV STAND

FEATURES & OPTIONS

Design - busk + hertzog

— US ONLY —

Gateway TV Stand offers a movable option of mounting a TV for presentation

Types:

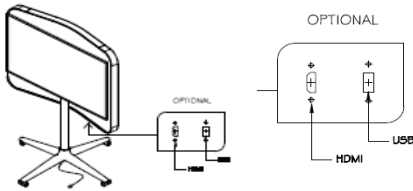
- Mobile TV Stand is available in both Lounge Height and Conference Height.
- Gateway TV Stand is upholstered in COM or KnollTextiles fabrics.

Finishes:

Trims are in polished aluminium finish and support base is available in mirror polished or 5 powder coat finish.

Features & Options:

- The maximum TV size to be accommodate is 46".
- TV mount and TV are not included.
- Optional HDMI jack and USB port can be added with an upcharge of \$1,070 list



	Model Number	Table Dimensions	Fabric Yrd	List Price	
				COM	KnollTextiles 1

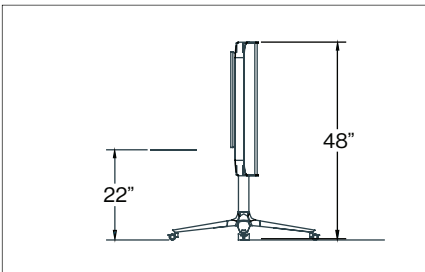
Gateway Mobile TV Stand - Lounge Height

42447	42½"w x 35"d x 48"h	3	13,105	13,455
-------	---------------------	---	--------	--------

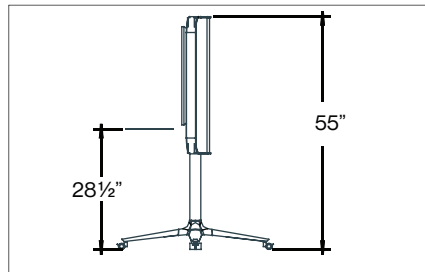


Gateway Mobile TV Stand - Conference Height

42448	42½"w x 35"d x 55"h	3	13,925	14,270
-------	---------------------	---	--------	--------



Lounge Height



Conference Height

nienkämper

GATEWAY™

TASK TABLES



2026

GATEWAY™ TASK TABLES

FEATURES & OPTIONS

All Table Models:

Top Options:

Table Sizes:

- 24", 30", 36" D x 60", 66", 72", 78", 84", 90" L
- Standard top thickness is 1"

Top Shape:

- Rectangle with soft corner and Rectangle.

Edges:

- 2" Taper edge is standard for all depths of Fixed Height tables.
- 2" Taper edge is standard for all 30" & 36" deep Height Adjustable tables.
- ***Height Adjustable Tables 24" deep are only available with Self Edge.**
- Both Fixed & Height adjustable available with Self Edge.

Material / Finishes:

- Gateway table tops and storage cases are available in all Nienkämper high quality veneers, stains and finishes.
- All standard plastic laminates are also available.



FIXED HEIGHT TABLES

- **Fixed Leg Finishes:** Polished & all standard Nienkämper powder coat colors.
- **Foot Finishes:** Polished feet are standard but also can be painted to match column.
- **Foot Sizes:** 24" (table depths 24" & 30"), 34" (table depth 36")
- **Foot Options:** Leveler & Locking caster
- **Wire Management:** Through fixed post and base.

Fixed H Table Options:

- Higher capacity wire manager post.
- Ganging clips

HEIGHT ADJUSTABLE TABLES

- **Height range:** 28½" - 54½" locking casters & 27" - 53" levelers
- **Leg Finishes:** 4 standard finishes are available (gray, black, white, chrome) custom colors not available
- **Foot Finishes:** Polished feet are standard but also can be painted to match column.
- **Foot Sizes:** 24" (table depths 24" & 30"), 34" (table depth 36")
- **Foot Options:** Leveler & Locking caster
- **H-Adj Power Supply:** Corded power is standard
- **Switches:** No display, under mount toggle is standard

Adjustable Height Table Options:

- Rechargeable table lift battery.
- Blue tooth enabled toggle switch
- Recessed flush mount switch.

Connectivity Options:

- **Desk Top Units:** Pop-up Forum, Simple Forum, rechargeable usb (4 port), Dean.
- **Under Desk Units:** 2 port low profile under surface power unit (available in 2 usb A or 1 usb A & 1 usb C), QuadTap 4 port power with coiled expandable cord.

Universal Accessories:

- High capacity Cable Conduit.
- Table mounted Divider Screens.
- Table top grommet.



Simple PopUp Forum



Simple Forum



Rechargeable USB



Dean



Low Profile USB



QuadTap

GATEWAY™ TASK TABLES


FIXED HEIGHT

Rectangle Top on Levelers 29" Work Height:



Model Number	Table Dimensions	Top Finish	List Price
42455/2RL29	60"l x 24" w x 29"h	Veneer	4,245
42455/5RL29	60"l x 24" w x 29"h	Laminate	3,620
42456/2RL29	60"l x 30" w x 29"h	Veneer	5,305
42456/5RL29	60"l x 30" w x 29"h	Laminate	4,515
42457/2RL29	60"l x 36" w x 29"h	Veneer	6,355
42457/5RL29	60"l x 36" w x 29"h	Laminate	5,415
42458/2RL29	66"l x 24" w x 29"h	Veneer	4,670
42458/5RL29	66"l x 24" w x 29"h	Laminate	3,970
42459/2RL29	66"l x 30" w x 29"h	Veneer	5,825
42459/5RL29	66"l x 30" w x 29"h	Laminate	4,965
42460/2RL29	66"l x 36" w x 29"h	Veneer	6,995
42460/5RL29	66"l x 36" w x 29"h	Laminate	5,955
42461/2RL29	72"l x 24" w x 29"h	Veneer	5,090
42461/5RL29	72"l x 24" w x 29"h	Laminate	4,340
42462/2RL29	72"l x 30" w x 29"h	Veneer	6,355
42462/5RL29	72"l x 30" w x 29"h	Laminate	5,415
42463/2RL29	72"l x 36" w x 29"h	Veneer	7,625
42463/5RL29	72"l x 36" w x 29"h	Laminate	6,500
42464/2RL29	78"l x 24" w x 29"h	Veneer	5,510
42464/5RL29	78"l x 24" w x 29"h	Laminate	4,695
42465/2RL29	78"l x 30" w x 29"h	Veneer	6,885
42465/5RL29	78"l x 30" w x 29"h	Laminate	5,870
42466/2RL29	78"l x 36" w x 29"h	Veneer	8,255
42466/5RL29	78"l x 36" w x 29"h	Laminate	7,030
42467/2RL29	84"l x 24" w x 29"h	Veneer	5,935
42467/5RL29	84"l x 24" w x 29"h	Laminate	5,060
42468/2RL29	84"l x 30" w x 29"h	Veneer	7,410
42468/5RL29	84"l x 30" w x 29"h	Laminate	6,320
42469/2RL29	84"l x 36" w x 29"h	Veneer	8,895
42469/5RL29	84"l x 36" w x 29"h	Laminate	7,585
42470/2RL29	90"l x 24" w x 29"h	Veneer	6,355
42470/5RL29	90"l x 24" w x 29"h	Laminate	5,415
42471/2RL29	90"l x 30" w x 29"h	Veneer	7,950
42471/5RL29	90"l x 30" w x 29"h	Laminate	6,770
42472/2RL29	90"l x 36" w x 29"h	Veneer	9,530
42472/5RL29	90"l x 36" w x 29"h	Laminate	8,120

Rectangle Top on Levelers 38" Standing Height:



Model Number	Table Dimensions	Top Finish	List Price
42455/2RL38	60"l x 24" w x 38"h	Veneer	4,460
42455/5RL38	60"l x 24" w x 38"h	Laminate	3,805
42456/2RL38	60"l x 30" w x 38"h	Veneer	5,575
42456/5RL38	60"l x 30" w x 38"h	Laminate	4,740
42457/2RL38	60"l x 36" w x 38"h	Veneer	6,670
42457/5RL38	60"l x 36" w x 38"h	Laminate	5,695
42458/2RL38	66"l x 24" w x 38"h	Veneer	4,905
42458/5RL38	66"l x 24" w x 38"h	Laminate	4,170
42459/2RL38	66"l x 30" w x 38"h	Veneer	6,125
42459/5RL38	66"l x 30" w x 38"h	Laminate	5,215
42460/2RL38	66"l x 36" w x 38"h	Veneer	7,345
42460/5RL38	66"l x 36" w x 38"h	Laminate	6,255
42461/2RL38	72"l x 24" w x 38"h	Veneer	5,345
42461/5RL38	72"l x 24" w x 38"h	Laminate	4,560
42462/2RL38	72"l x 30" w x 38"h	Veneer	6,670
42462/5RL38	72"l x 30" w x 38"h	Laminate	5,695
42463/2RL38	72"l x 36" w x 38"h	Veneer	8,010
42463/5RL38	72"l x 36" w x 38"h	Laminate	6,820
42464/2RL38	78"l x 24" w x 38"h	Veneer	5,785
42464/5RL38	78"l x 24" w x 38"h	Laminate	4,930
42465/2RL38	78"l x 30" w x 38"h	Veneer	7,230
42465/5RL38	78"l x 30" w x 38"h	Laminate	6,160
42466/2RL38	78"l x 36" w x 38"h	Veneer	8,670
42466/5RL38	78"l x 36" w x 38"h	Laminate	7,390
42467/2RL38	84"l x 24" w x 38"h	Veneer	6,235
42467/5RL38	84"l x 24" w x 38"h	Laminate	5,315
42468/2RL38	84"l x 30" w x 38"h	Veneer	7,790
42468/5RL38	84"l x 30" w x 38"h	Laminate	6,640
42469/2RL38	84"l x 36" w x 38"h	Veneer	9,335
42469/5RL38	84"l x 36" w x 38"h	Laminate	7,965
42470/2RL38	90"l x 24" w x 38"h	Veneer	6,670
42470/5RL38	90"l x 24" w x 38"h	Laminate	5,695
42471/2RL38	90"l x 30" w x 38"h	Veneer	8,340
42471/5RL38	90"l x 30" w x 38"h	Laminate	7,105
42472/2RL38	90"l x 36" w x 38"h	Veneer	10,005
42472/5RL38	90"l x 36" w x 38"h	Laminate	8,530

Connectivity devices are to be ordered separately and cost is not reflected in above pricing.


GATEWAY™ TASK TABLES

FIXED HEIGHT

**Rectangle Top with Soft
Corners - Levelers
29" Work Height:**



**Rectangle Top with Soft
Corners - Levelers
38" Standing Height:**



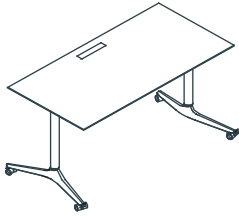
Model Number	Table Dimensions	Top Finish	List Price	Model Number	Table Dimensions	Top Finish	List Price
42455/2SL29	60"l x 24" w x 29"h	Veneer	4,350	42455/2SL38	60"l x 24" w x 38"h	Veneer	4,570
42455/5SL29	60"l x 24" w x 29"h	Laminate	3,710	42455/5SL38	60"l x 24" w x 38"h	Laminate	3,900
42456/2SL29	60"l x 30" w x 29"h	Veneer	5,440	42456/2SL38	60"l x 30" w x 38"h	Veneer	5,715
42456/5SL29	60"l x 30" w x 29"h	Laminate	4,635	42456/5SL38	60"l x 30" w x 38"h	Laminate	4,865
42457/2SL29	60"l x 36" w x 29"h	Veneer	6,525	42457/2SL38	60"l x 36" w x 38"h	Veneer	6,850
42457/5SL29	60"l x 36" w x 29"h	Laminate	5,550	42457/5SL38	60"l x 36" w x 38"h	Laminate	5,830
42458/2SL29	66"l x 24" w x 29"h	Veneer	4,785	42458/2SL38	66"l x 24" w x 38"h	Veneer	5,030
42458/5SL29	66"l x 24" w x 29"h	Laminate	4,075	42458/5SL38	66"l x 24" w x 38"h	Laminate	4,280
42459/2SL29	66"l x 30" w x 29"h	Veneer	5,980	42459/2SL38	66"l x 30" w x 38"h	Veneer	6,280
42459/5SL29	66"l x 30" w x 29"h	Laminate	5,095	42459/5SL38	66"l x 30" w x 38"h	Laminate	5,350
42460/2SL29	66"l x 36" w x 29"h	Veneer	7,165	42460/2SL38	66"l x 36" w x 38"h	Veneer	7,530
42460/5SL29	66"l x 36" w x 29"h	Laminate	6,115	42460/5SL38	66"l x 36" w x 38"h	Laminate	6,420
42461/2SL29	72"l x 24" w x 29"h	Veneer	5,215	42461/2SL38	72"l x 24" w x 38"h	Veneer	5,490
42461/5SL29	72"l x 24" w x 29"h	Laminate	4,455	42461/5SL38	72"l x 24" w x 38"h	Laminate	4,680
42462/2SL29	72"l x 30" w x 29"h	Veneer	6,525	42462/2SL38	72"l x 30" w x 38"h	Veneer	6,850
42462/5SL29	72"l x 30" w x 29"h	Laminate	5,550	42462/5SL38	72"l x 30" w x 38"h	Laminate	5,830
42463/2SL29	72"l x 36" w x 29"h	Veneer	7,820	42463/2SL38	72"l x 36" w x 38"h	Veneer	8,215
42463/5SL29	72"l x 36" w x 29"h	Laminate	6,660	42463/5SL38	72"l x 36" w x 38"h	Laminate	7,000
42464/2SL29	78"l x 24" w x 29"h	Veneer	5,645	42464/2SL38	78"l x 24" w x 38"h	Veneer	5,930
42464/5SL29	78"l x 24" w x 29"h	Laminate	4,815	42464/5SL38	78"l x 24" w x 38"h	Laminate	5,060
42465/2SL29	78"l x 30" w x 29"h	Veneer	7,055	42465/2SL38	78"l x 30" w x 38"h	Veneer	7,415
42465/5SL29	78"l x 30" w x 29"h	Laminate	6,015	42465/5SL38	78"l x 30" w x 38"h	Laminate	6,320
42466/2SL29	78"l x 36" w x 29"h	Veneer	8,465	42466/2SL38	78"l x 36" w x 38"h	Veneer	8,890
42466/5SL29	78"l x 36" w x 29"h	Laminate	7,220	42466/5SL38	78"l x 36" w x 38"h	Laminate	7,585
42467/2SL29	84"l x 24" w x 29"h	Veneer	6,085	42467/2SL38	84"l x 24" w x 38"h	Veneer	6,390
42467/5SL29	84"l x 24" w x 29"h	Laminate	5,185	42467/5SL38	84"l x 24" w x 38"h	Laminate	5,455
42468/2SL29	84"l x 30" w x 29"h	Veneer	7,600	42468/2SL38	84"l x 30" w x 38"h	Veneer	7,980
42468/5SL29	84"l x 30" w x 29"h	Laminate	6,475	42468/5SL38	84"l x 30" w x 38"h	Laminate	6,800
42469/2SL29	84"l x 36" w x 29"h	Veneer	9,115	42469/2SL38	84"l x 36" w x 38"h	Veneer	9,575
42469/5SL29	84"l x 36" w x 29"h	Laminate	7,780	42469/5SL38	84"l x 36" w x 38"h	Laminate	8,170
42470/2SL29	90"l x 24" w x 29"h	Veneer	6,525	42470/2SL38	90"l x 24" w x 38"h	Veneer	6,850
42470/5SL29	90"l x 24" w x 29"h	Laminate	5,550	42470/5SL38	90"l x 24" w x 38"h	Laminate	5,830
42471/2SL29	90"l x 30" w x 29"h	Veneer	8,140	42471/2SL38	90"l x 30" w x 38"h	Veneer	8,550
42471/5SL29	90"l x 30" w x 29"h	Laminate	6,930	42471/5SL38	90"l x 30" w x 38"h	Laminate	7,280
42472/2SL29	90"l x 36" w x 29"h	Veneer	9,765	42472/2SL38	90"l x 36" w x 38"h	Veneer	10,255
42472/5SL29	90"l x 36" w x 29"h	Laminate	8,325	42472/5SL38	90"l x 36" w x 38"h	Laminate	8,745

Connectivity devices are to be ordered separately and cost is not reflected in above pricing.

GATEWAY™ TASK TABLES

FIXED HEIGHT

Rectangle Top - Casters 29" Work Height:



Model Number	Table Dimensions	Top Finish	List Price
42473/2RC29	60"l x 24" w x 29"h	Veneer	4,450
42455/5RC29	60"l x 24" w x 29"h	Laminate	3,820
42474/2RC29	60"l x 30" w x 29"h	Veneer	5,505
42474/5RC29	60"l x 30" w x 29"h	Laminate	4,715
42475/2RC29	60"l x 36" w x 29"h	Veneer	6,555
42475/5RC29	60"l x 36" w x 29"h	Laminate	5,615
42476/2RC29	66"l x 24" w x 29"h	Veneer	4,865
42476/5RC29	66"l x 24" w x 29"h	Laminate	4,170
42477/2RC29	66"l x 30" w x 29"h	Veneer	6,025
42477/5RC29	66"l x 30" w x 29"h	Laminate	5,170
42478/2RC29	66"l x 36" w x 29"h	Veneer	7,200
42478/5RC29	66"l x 36" w x 29"h	Laminate	6,160
42479/2RC29	72"l x 24" w x 29"h	Veneer	5,290
42479/5RC29	72"l x 24" w x 29"h	Laminate	4,545
42480/2RC29	72"l x 30" w x 29"h	Veneer	6,555
42480/5RC29	72"l x 30" w x 29"h	Laminate	5,615
42481/2RC29	72"l x 36" w x 29"h	Veneer	7,825
42481/5RC29	72"l x 36" w x 29"h	Laminate	6,700
42482/2RC29	78"l x 24" w x 29"h	Veneer	5,710
42482/5RC29	78"l x 24" w x 29"h	Laminate	4,900
42483/2RC29	78"l x 30" w x 29"h	Veneer	7,090
42483/5RC29	78"l x 30" w x 29"h	Laminate	6,065
42484/2RC29	78"l x 36" w x 29"h	Veneer	8,455
42484/5RC29	78"l x 36" w x 29"h	Laminate	7,235
42485/2RC29	84"l x 24" w x 29"h	Veneer	6,135
42485/5RC29	84"l x 24" w x 29"h	Laminate	5,265
42486/2RC29	84"l x 30" w x 29"h	Veneer	7,610
42486/5RC29	84"l x 30" w x 29"h	Laminate	6,525
42487/2RC29	84"l x 36" w x 29"h	Veneer	9,095
42487/5RC29	84"l x 36" w x 29"h	Laminate	7,785
42488/2RC29	90"l x 24" w x 29"h	Veneer	6,555
42488/5RC29	90"l x 24" w x 29"h	Laminate	5,615
42489/2RC29	90"l x 30" w x 29"h	Veneer	8,140
42489/5RC29	90"l x 30" w x 29"h	Laminate	6,975
42490/2RC29	90"l x 36" w x 29"h	Veneer	9,725
42490/5RC29	90"l x 36" w x 29"h	Laminate	8,320

Rectangle Top with Soft Corners - Casters 29" Work Height:



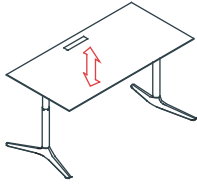
Model Number	Table Dimensions	Top Finish	List Price
42473/2SC29	60"l x 24" w x 29"h	Veneer	4,555
42473/5SC29	60"l x 24" w x 29"h	Laminate	3,915
42474/2SC29	60"l x 30" w x 29"h	Veneer	5,640
42474/5SC29	60"l x 30" w x 29"h	Laminate	4,830
42475/2SC29	60"l x 36" w x 29"h	Veneer	6,715
42475/5SC29	60"l x 36" w x 29"h	Laminate	5,755
42476/2SC29	66"l x 24" w x 29"h	Veneer	4,980
42476/5SC29	66"l x 24" w x 29"h	Laminate	4,275
42477/2SC29	66"l x 30" w x 29"h	Veneer	6,175
42477/5SC29	66"l x 30" w x 29"h	Laminate	5,295
42478/2SC29	66"l x 36" w x 29"h	Veneer	7,370
42478/5SC29	66"l x 36" w x 29"h	Laminate	6,315
42479/2SC29	72"l x 24" w x 29"h	Veneer	5,420
42479/5SC29	72"l x 24" w x 29"h	Laminate	4,660
42480/2SC29	72"l x 30" w x 29"h	Veneer	6,715
42480/5SC29	72"l x 30" w x 29"h	Laminate	5,755
42481/2SC29	72"l x 36" w x 29"h	Veneer	8,020
42481/5SC29	72"l x 36" w x 29"h	Laminate	6,865
42482/2SC29	78"l x 24" w x 29"h	Veneer	5,840
42482/5SC29	78"l x 24" w x 29"h	Laminate	5,015
42483/2SC29	78"l x 30" w x 29"h	Veneer	7,260
42483/5SC29	78"l x 30" w x 29"h	Laminate	6,220
42484/2SC29	78"l x 36" w x 29"h	Veneer	8,665
42484/5SC29	78"l x 36" w x 29"h	Laminate	7,415
42485/2SC29	84"l x 24" w x 29"h	Veneer	6,285
42485/5SC29	84"l x 24" w x 29"h	Laminate	5,390
42486/2SC29	84"l x 30" w x 29"h	Veneer	7,805
42486/5SC29	84"l x 30" w x 29"h	Laminate	6,675
42487/2SC29	84"l x 36" w x 29"h	Veneer	9,320
42487/5SC29	84"l x 36" w x 29"h	Laminate	7,975
42488/2SC29	90"l x 24" w x 29"h	Veneer	6,715
42488/5SC29	90"l x 24" w x 29"h	Laminate	5,755
42489/2SC29	90"l x 30" w x 29"h	Veneer	8,340
42489/5SC29	90"l x 30" w x 29"h	Laminate	7,135
42490/2SC29	90"l x 36" w x 29"h	Veneer	9,960
42490/5SC29	90"l x 36" w x 29"h	Laminate	8,530

Connectivity devices are to be ordered separately and cost is not reflected in above pricing.

GATEWAY™ TASK TABLES

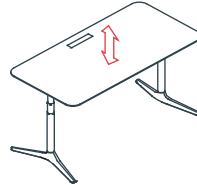
HEIGHT ADJUSTABLE

Rectangle Top - Levelers 27" - 53" Work Height:



Model Number	Table Dimensions	Top Finish	List Price
42455/2RLA	60"l x 24" w x 27"-53"h	Veneer	6,755
42455/5RLA	60"l x 24" w x 27"-53"h	Laminate	6,125
42456/2RLA	60"l x 30" w x 27"-53"h	Veneer	7,810
42456/5RLA	60"l x 30" w x 27"-53"h	Laminate	7,020
42457/2RLA	60"l x 36" w x 27"-53"h	Veneer	8,860
42457/5RLA	60"l x 36" w x 27"-53"h	Laminate	7,920
42458/2RLA	66"l x 24" w x 27"-53"h	Veneer	7,165
42458/5RLA	66"l x 24" w x 27"-53"h	Laminate	6,475
42459/2RLA	66"l x 30" w x 27"-53"h	Veneer	8,330
42459/5RLA	66"l x 30" w x 27"-53"h	Laminate	7,475
42460/2RLA	66"l x 36" w x 27"-53"h	Veneer	9,500
42460/5RLA	66"l x 36" w x 27"-53"h	Laminate	8,465
42461/2RLA	72"l x 24" w x 27"-53"h	Veneer	7,595
42461/5RLA	72"l x 24" w x 27"-53"h	Laminate	6,850
42462/2RLA	72"l x 30" w x 27"-53"h	Veneer	8,860
42462/5RLA	72"l x 30" w x 27"-53"h	Laminate	7,920
42463/2RLA	72"l x 36" w x 27"-53"h	Veneer	10,130
42463/5RLA	72"l x 36" w x 27"-53"h	Laminate	9,000
42464/2RLA	78"l x 24" w x 27"-53"h	Veneer	8,015
42464/5RLA	78"l x 24" w x 27"-53"h	Laminate	7,205
42465/2RLA	78"l x 30" w x 27"-53"h	Veneer	9,395
42465/5RLA	78"l x 30" w x 27"-53"h	Laminate	8,370
42466/2RLA	78"l x 36" w x 27"-53"h	Veneer	10,760
42466/5RLA	78"l x 36" w x 27"-53"h	Laminate	9,540
42467/2RLA	84"l x 24" w x 27"-53"h	Veneer	8,440
42467/5RLA	84"l x 24" w x 27"-53"h	Laminate	7,570
42468/2RLA	84"l x 30" w x 27"-53"h	Veneer	9,915
42468/5RLA	84"l x 30" w x 27"-53"h	Laminate	8,820
42469/2RLA	84"l x 36" w x 27"-53"h	Veneer	11,400
42469/5RLA	84"l x 36" w x 27"-53"h	Laminate	10,090
42470/2RLA	90"l x 24" w x 27"-53"h	Veneer	8,860
42470/5RLA	90"l x 24" w x 27"-53"h	Laminate	7,920
42471/2RLA	90"l x 30" w x 27"-53"h	Veneer	10,450
42471/5RLA	90"l x 30" w x 27"-53"h	Laminate	9,280
42472/2RLA	90"l x 36" w x 27"-53"h	Veneer	12,030
42472/5RLA	90"l x 36" w x 27"-53"h	Laminate	10,625

Rectangle Top with Soft Corners - Levelers 27" - 53" Work Height:



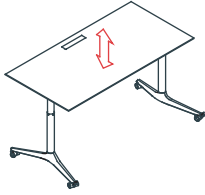
Model Number	Table Dimensions	Top Finish	List Price
42455/2SLA	60"l x 24" w x 27"-53"h	Veneer	6,860
42455/5SLA	60"l x 24" w x 27"-53"h	Laminate	6,220
42456/2SLA	60"l x 30" w x 27"-53"h	Veneer	7,950
42456/5SLA	60"l x 30" w x 27"-53"h	Laminate	7,135
42457/2SLA	60"l x 36" w x 27"-53"h	Veneer	9,020
42457/5SLA	60"l x 36" w x 27"-53"h	Laminate	8,060
42458/2SLA	66"l x 24" w x 27"-53"h	Veneer	7,280
42458/5SLA	66"l x 24" w x 27"-53"h	Laminate	6,580
42459/2SLA	66"l x 30" w x 27"-53"h	Veneer	8,480
42459/5SLA	66"l x 30" w x 27"-53"h	Laminate	7,600
42460/2SLA	66"l x 36" w x 27"-53"h	Veneer	9,675
42460/5SLA	66"l x 36" w x 27"-53"h	Laminate	8,620
42461/2SLA	72"l x 24" w x 27"-53"h	Veneer	7,720
42461/5SLA	72"l x 24" w x 27"-53"h	Laminate	6,965
42462/2SLA	72"l x 30" w x 27"-53"h	Veneer	9,020
42462/5SLA	72"l x 30" w x 27"-53"h	Laminate	8,060
42463/2SLA	72"l x 36" w x 27"-53"h	Veneer	10,325
42463/5SLA	72"l x 36" w x 27"-53"h	Laminate	9,170
42464/2SLA	78"l x 24" w x 27"-53"h	Veneer	8,145
42464/5SLA	78"l x 24" w x 27"-53"h	Laminate	7,325
42465/2SLA	78"l x 30" w x 27"-53"h	Veneer	9,565
42465/5SLA	78"l x 30" w x 27"-53"h	Laminate	8,520
42466/2SLA	78"l x 36" w x 27"-53"h	Veneer	10,970
42466/5SLA	78"l x 36" w x 27"-53"h	Laminate	9,720
42467/2SLA	84"l x 24" w x 27"-53"h	Veneer	8,590
42467/5SLA	84"l x 24" w x 27"-53"h	Laminate	7,695
42468/2SLA	84"l x 30" w x 27"-53"h	Veneer	10,110
42468/5SLA	84"l x 30" w x 27"-53"h	Laminate	8,980
42469/2SLA	84"l x 36" w x 27"-53"h	Veneer	11,625
42469/5SLA	84"l x 36" w x 27"-53"h	Laminate	10,280
42470/2SLA	90"l x 24" w x 27"-53"h	Veneer	9,020
42470/5SLA	90"l x 24" w x 27"-53"h	Laminate	8,060
42471/2SLA	90"l x 30" w x 27"-53"h	Veneer	10,645
42471/5SLA	90"l x 30" w x 27"-53"h	Laminate	9,440
42472/2SLA	90"l x 36" w x 27"-53"h	Veneer	12,265
42472/5SLA	90"l x 36" w x 27"-53"h	Laminate	10,830

Connectivity devices are to be ordered separately and cost is not reflected in above pricing.

GATEWAY™ TASK TABLES

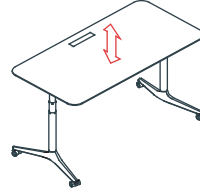
HEIGHT ADJUSTABLE

Rectangle Top - Casters 28½" - 54½" Work Height:



Model Number	Table Dimensions	Top Finish	List Price
42473/2RCA	60"l x 24" w x 28½"-54½"h	Veneer	6,950
42473/5RCA	60"l x 24" w x 28½"-54½"h	Laminate	6,325
42474/2RCA	60"l x 30" w x 28½"-54½"h	Veneer	8,010
42474/5RCA	60"l x 30" w x 28½"-54½"h	Laminate	7,225
42475/2RCA	60"l x 36" w x 28½"-54½"h	Veneer	9,065
42475/5RCA	60"l x 36" w x 28½"-54½"h	Laminate	8,120
42476/2RCA	66"l x 24" w x 28½"-54½"h	Veneer	7,370
42476/5RCA	66"l x 24" w x 28½"-54½"h	Laminate	6,675
42477/2RCA	66"l x 30" w x 28½"-54½"h	Veneer	8,535
42477/5RCA	66"l x 30" w x 28½"-54½"h	Laminate	7,680
42478/2RCA	66"l x 36" w x 28½"-54½"h	Veneer	9,695
42478/5RCA	66"l x 36" w x 28½"-54½"h	Laminate	8,665
42479/2RCA	72"l x 24" w x 28½"-54½"h	Veneer	7,800
42479/5RCA	72"l x 24" w x 28½"-54½"h	Laminate	7,035
42480/2RCA	72"l x 30" w x 28½"-54½"h	Veneer	9,065
42480/5RCA	72"l x 30" w x 28½"-54½"h	Laminate	8,120
42481/2RCA	72"l x 36" w x 28½"-54½"h	Veneer	10,330
42481/5RCA	72"l x 36" w x 28½"-54½"h	Laminate	9,205
42482/2RCA	78"l x 24" w x 28½"-54½"h	Veneer	8,215
42482/5RCA	78"l x 24" w x 28½"-54½"h	Laminate	7,400
42483/2RCA	78"l x 30" w x 28½"-54½"h	Veneer	9,585
42483/5RCA	78"l x 30" w x 28½"-54½"h	Laminate	8,570
42484/2RCA	78"l x 36" w x 28½"-54½"h	Veneer	10,965
42484/5RCA	78"l x 36" w x 28½"-54½"h	Laminate	9,745
42485/2RCA	84"l x 24" w x 28½"-54½"h	Veneer	8,640
42485/5RCA	84"l x 24" w x 28½"-54½"h	Laminate	7,760
42486/2RCA	84"l x 30" w x 28½"-54½"h	Veneer	10,120
42486/5RCA	84"l x 30" w x 28½"-54½"h	Laminate	9,020
42487/2RCA	84"l x 36" w x 28½"-54½"h	Veneer	11,605
42487/5RCA	84"l x 36" w x 28½"-54½"h	Laminate	10,285
42488/2RCA	90"l x 24" w x 28½"-54½"h	Veneer	9,065
42488/5RCA	90"l x 24" w x 28½"-54½"h	Laminate	8,120
42489/2RCA	90"l x 30" w x 28½"-54½"h	Veneer	10,645
42489/5RCA	90"l x 30" w x 28½"-54½"h	Laminate	9,470
42490/2RCA	90"l x 36" w x 28½"-54½"h	Veneer	12,230
42490/5RCA	90"l x 36" w x 28½"-54½"h	Laminate	10,825

Rectangle Top with Soft Corners - Casters 28½" - 54½" Work Height:



Model Number	Table Dimensions	Top Finish	List Price
42473/2SCA	60"l x 24" w x 28½"-54½"h	Veneer	7,050
42473/5SCA	60"l x 24" w x 28½"-54½"h	Laminate	6,420
42474/2SCA	60"l x 30" w x 28½"-54½"h	Veneer	8,140
42474/5SCA	60"l x 30" w x 28½"-54½"h	Laminate	7,340
42475/2SCA	60"l x 36" w x 28½"-54½"h	Veneer	9,220
42475/5SCA	60"l x 36" w x 28½"-54½"h	Laminate	8,255
42476/2SCA	66"l x 24" w x 28½"-54½"h	Veneer	7,485
42476/5SCA	66"l x 24" w x 28½"-54½"h	Laminate	6,780
42477/2SCA	66"l x 30" w x 28½"-54½"h	Veneer	8,680
42477/5SCA	66"l x 30" w x 28½"-54½"h	Laminate	7,805
42478/2SCA	66"l x 36" w x 28½"-54½"h	Veneer	9,880
42478/5SCA	66"l x 36" w x 28½"-54½"h	Laminate	8,815
42479/2SCA	72"l x 24" w x 28½"-54½"h	Veneer	7,925
42479/5SCA	72"l x 24" w x 28½"-54½"h	Laminate	7,155
42480/2SCA	72"l x 30" w x 28½"-54½"h	Veneer	9,220
42480/5SCA	72"l x 30" w x 28½"-54½"h	Laminate	8,255
42481/2SCA	72"l x 36" w x 28½"-54½"h	Veneer	10,525
42481/5SCA	72"l x 36" w x 28½"-54½"h	Laminate	9,360
42482/2SCA	78"l x 24" w x 28½"-54½"h	Veneer	8,350
42482/5SCA	78"l x 24" w x 28½"-54½"h	Laminate	7,515
42483/2SCA	78"l x 30" w x 28½"-54½"h	Veneer	9,765
42483/5SCA	78"l x 30" w x 28½"-54½"h	Laminate	8,725
42484/2SCA	78"l x 36" w x 28½"-54½"h	Veneer	11,170
42484/5SCA	78"l x 36" w x 28½"-54½"h	Laminate	9,920
42485/2SCA	84"l x 24" w x 28½"-54½"h	Veneer	8,790
42485/5SCA	84"l x 24" w x 28½"-54½"h	Laminate	7,895
42486/2SCA	84"l x 30" w x 28½"-54½"h	Veneer	10,305
42486/5SCA	84"l x 30" w x 28½"-54½"h	Laminate	9,185
42487/2SCA	84"l x 36" w x 28½"-54½"h	Veneer	11,830
42487/5SCA	84"l x 36" w x 28½"-54½"h	Laminate	10,485
42488/2SCA	90"l x 24" w x 28½"-54½"h	Veneer	9,220
42488/5SCA	90"l x 24" w x 28½"-54½"h	Laminate	8,255
42489/2SCA	90"l x 30" w x 28½"-54½"h	Veneer	10,850
42489/5SCA	90"l x 30" w x 28½"-54½"h	Laminate	9,645
42490/2SCA	90"l x 36" w x 28½"-54½"h	Veneer	12,470
42490/5SCA	90"l x 36" w x 28½"-54½"h	Laminate	11,025

Connectivity devices are to be ordered separately and cost is not reflected in above pricing.

GATEWAY™ PRIVACY DIVIDER PANELS FEATURES & OPTIONS

— US ONLY —

Dimensions:

- Dividers are available in 6 lengths x 24" h x 1 5/16" thick with a 1" radius in each corner.

Construction:

- Hollow core panel with both tackable and non-tackable finished surface.
- Dividers are mounted to the underside of the table top with steel brackets. These brackets have a series of slotted holes that allow the end user to loosen and create a 3/8" gap between panel and table for wire passage.

Fabric:

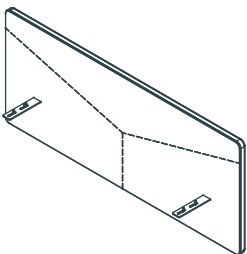
- Any KnollTextiles fabric is acceptable for divider panels however keep in mind that excessive use as tack board may result in premature wear. Speak with customer service to select the fabric that is right for your application.
- COM fabric is acceptable to use but must be approved by Nienkämper.
- Gateway "Y" seam is standard to both front and rear of dividers.

Options:

- A plastic wire management trough can be added.



	Model Number	Divider Dimensions	Fabric Yrd	List Price	
				COM	KnollTextiles 1
Upholstered Divider Panels:	42491	52"l x 1 5/16"w x 24"h	2	920	1,150
	42492	58"l x 1 5/16"w x 24"h	2 1/2	1,010	1,300
	42493	64"l x 1 5/16"w x 24"h	2 1/2	1,095	1,385
	42494	70"l x 1 5/16"w x 24"h	3	1,185	1,530
	42495	76"l x 1 5/16"w x 24"h	3	1,275	1,620
	42496	82"l x 1 5/16"w x 24"h	3	1,360	1,710
	42497	88"l x 1 5/16"w x 24"h	4	1,445	1,910



Yardage calculated based on 54" roll width and includes both sides of panel.
Fabric can be different on each side.

nienkämpfer

GATEWAY™ EDGE

TRAINING TABLES



2026

GATEWAY™ EDGE FIXED & HEIGHT ADJUSTABLE TASK TABLES

FEATURES & OPTIONS Design - busk + hertzog

All Table Models:

Top Options:

Table Sizes:

- 24", 30", 32", 36" D x 60", 66", 72", 78", 84", 90" L
- Standard top thickness is 1"

Top Shape:

- Rectangle with soft corner and Rectangle.

Edges:

- 2" Taper edge is standard for all depths of Fixed Height tables.
- 2" Taper edge is standard for all 30" & 36" deep Height Adjustable tables.
- ***Height Adjustable Tables 24" deep are only available with Self Edge.**
- Both Fixed Height & Height adjustable available with Self Edge.

Material / Finishes:

- Gateway table tops are available in all Nienkämper high quality veneers and finishes.
- All standard finger print resistant plastic laminates are also available.

FIXED HEIGHT TABLES

- **Fixed Leg Finishes:** Polished & all standard Nienkämper powder coat finishes
- **Foot Finishes:** Same as Leg.
- **Foot Sizes:** 20" (table depths 24", 30", 32" & 36"), 30" (table depth 36")
- **Foot Options:** Leveler
- **Wire Management:** Through fixed post and base.

Table Options:

- Ganging clips

HEIGHT ADJUSTABLE TABLES

- **Height range:** 29" - 54½" levelers
- **Leg Finishes:** 3 standard finishes are available (gray, black, white) custom colors not available
- **Foot Finishes:** Black column and foot standard but gray and white are also available.
- **Foot Sizes:** 20" (table depths 24", 30", 32" & 36")
- **Foot Options:** Leveler
- **H-Adj Power Supply:** Corded power is standard but rechargeable battery also available for upcharge (see page 170 in Gateway Price Guide).
- **Switches:** No display undermount toggle is standard

Adjustable Height Table Options:

- Bluetooth enabled toggle switch.
- Recessed flush mount switch.

Connectivity Options:

- **Desk Top Units:** Pop-up Forum, Simple Forum, rechargeable USB-A (4 port), Dean.
- **Under Desk Units:** 2 port low profile under surface power unit (available in 2 USB-A or 1 USB-A & 1 USB-C), QuadTap 4 port power with coiled expandable cord.
- See pages 145-157 of Gateway Price Guide for details.
- **Universal Accessories:**
 - High capacity Cable Conduit (see page 168 in Gateway Price Guide).
 - Table top grommet (see page 167 in Gateway Price Guide).
 - Various height adjustable component options and misc accessories (see pages 169-170 in Gateway Price Guide).



Simple Popup Forum



Simple Forum



Rechargeable USB



Dean



Low Profile USB



QuadTap

66" x 32" Inset Facet (fixed height) - Mdl 43637/5IR29
 RL-02 finger resistant p-lam top with PC-06 Powder Coat Leg
 66" x 32" Inset Facet (height adjustable) - Mdl 43637/5IRA RL-01
 finger resistant p-lam top with Black Powder Coat Leg



GATEWAY™ EDGE TASK TABLES

RECTANGLE SHAPE

Design - busk + hertzog



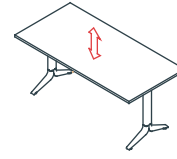
Rectangle Top on Levelers Fixed Height 29"



*Connectivity devices are to be ordered separately and cost is not reflected in above pricing. Refer to page 153-165 in the Gateway Price guide for more information.

*Note: Taper Edge is not available with any 24" deep height adjustable tables

Rectangle Top on Levelers Height Adjustable (29"-54½")



Model Number	Table Dimensions	Top Finish	List Price
43631/2RL29	60"l x 24" w x 29"h	Veneer	4,075
43631/5RL29	60"l x 24" w x 29"h	Laminate	3,480
43632/2RL29	60"l x 30" w x 29"h	Veneer	5,095
43632/5RL29	60"l x 30" w x 29"h	Laminate	4,340
43633/2RL29	60"l x 32" w x 29"h	Veneer	5,435
43633/5RL29	60"l x 32" w x 29"h	Laminate	4,635
43634/2RL29	60"l x 36" w x 29"h	Veneer	6,105
43634/5RL29	60"l x 36" w x 29"h	Laminate	5,200
43635/2RL29	66"l x 24" w x 29"h	Veneer	4,485
43635/5RL29	66"l x 24" w x 29"h	Laminate	3,815
43636/2RL29	66"l x 30" w x 29"h	Veneer	5,595
43636/5RL29	66"l x 30" w x 29"h	Laminate	4,770
43637/2RL29	66"l x 32" w x 29"h	Veneer	5,965
43637/5RL29	66"l x 32" w x 29"h	Laminate	5,090
43638/2RL29	66"l x 36" w x 29"h	Veneer	6,715
43638/5RL29	66"l x 36" w x 29"h	Laminate	5,720
43639/2RL29	72"l x 24" w x 29"h	Veneer	4,890
43639/5RL29	72"l x 24" w x 29"h	Laminate	4,165
43640/2RL29	72"l x 30" w x 29"h	Veneer	6,105
43640/5RL29	72"l x 30" w x 29"h	Laminate	5,200
43641/2RL29	72"l x 32" w x 29"h	Veneer	6,510
43641/5RL29	72"l x 32" w x 29"h	Laminate	5,545
43642/2RL29	72"l x 36" w x 29"h	Veneer	7,320
43642/5RL29	72"l x 36" w x 29"h	Laminate	6,245
43643/2RL29	78"l x 24" w x 29"h	Veneer	5,295
43643/5RL29	78"l x 24" w x 29"h	Laminate	4,510
43644/2RL29	78"l x 30" w x 29"h	Veneer	6,610
43644/5RL29	78"l x 30" w x 29"h	Laminate	5,640
43645/2RL29	78"l x 32" w x 29"h	Veneer	7,055
43645/5RL29	78"l x 32" w x 29"h	Laminate	6,020
43646/2RL29	78"l x 36" w x 29"h	Veneer	7,930
43646/5RL29	78"l x 36" w x 29"h	Laminate	6,755
43647/2RL29	84"l x 24" w x 29"h	Veneer	5,700
43647/5RL29	84"l x 24" w x 29"h	Laminate	4,860
43648/2RL29	84"l x 30" w x 29"h	Veneer	7,115
43648/5RL29	84"l x 30" w x 29"h	Laminate	6,065
43649/2RL29	84"l x 32" w x 29"h	Veneer	7,595
43649/5RL29	84"l x 32" w x 29"h	Laminate	6,470
43650/2RL29	84"l x 36" w x 29"h	Veneer	8,545
43650/5RL29	84"l x 36" w x 29"h	Laminate	7,285
43651/2RL29	90"l x 24" w x 29"h	Veneer	6,105
43651/5RL29	90"l x 24" w x 29"h	Laminate	5,200
43652/2RL29	90"l x 30" w x 29"h	Veneer	7,635
43652/5RL29	90"l x 30" w x 29"h	Laminate	6,500
43653/2RL29	90"l x 32" w x 29"h	Veneer	8,150
43653/5RL29	90"l x 32" w x 29"h	Laminate	6,940
43654/2RL29	90"l x 36" w x 29"h	Veneer	9,155
43654/5RL29	90"l x 36" w x 29"h	Laminate	7,800

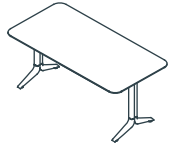
Model Number	Table Dimensions	Top Finish	List Price
43631/2RLA	60"l x 24" w x 29"-54½"h	Veneer	6,465
43631/5RLA	60"l x 24" w x 29"-54½"h	Laminate	5,860
43632/2RLA	60"l x 30" w x 29"-54½"h	Veneer	7,480
43632/5RLA	60"l x 30" w x 29"-54½"h	Laminate	6,730
43633/2RLA	60"l x 32" w x 29"-54½"h	Veneer	7,975
43633/5RLA	60"l x 32" w x 29"-54½"h	Laminate	7,180
43634/2RLA	60"l x 36" w x 29"-54½"h	Veneer	8,490
43634/5RLA	60"l x 36" w x 29"-54½"h	Laminate	7,590
43635/2RLA	66"l x 24" w x 29"-54½"h	Veneer	6,865
43635/5RLA	66"l x 24" w x 29"-54½"h	Laminate	6,205
43636/2RLA	66"l x 30" w x 29"-54½"h	Veneer	7,980
43636/5RLA	66"l x 30" w x 29"-54½"h	Laminate	7,165
43637/2RLA	66"l x 32" w x 29"-54½"h	Veneer	8,520
43637/5RLA	66"l x 32" w x 29"-54½"h	Laminate	7,640
43638/2RLA	66"l x 36" w x 29"-54½"h	Veneer	9,100
43638/5RLA	66"l x 36" w x 29"-54½"h	Laminate	8,110
43639/2RLA	72"l x 24" w x 29"-54½"h	Veneer	7,280
43639/5RLA	72"l x 24" w x 29"-54½"h	Laminate	6,550
43640/2RLA	72"l x 30" w x 29"-54½"h	Veneer	8,490
43640/5RLA	72"l x 30" w x 29"-54½"h	Laminate	7,590
43641/2RLA	72"l x 32" w x 29"-54½"h	Veneer	9,060
43641/5RLA	72"l x 32" w x 29"-54½"h	Laminate	8,100
43642/2RLA	72"l x 36" w x 29"-54½"h	Veneer	9,710
43642/5RLA	72"l x 36" w x 29"-54½"h	Laminate	8,630
43643/2RLA	78"l x 24" w x 29"-54½"h	Veneer	7,680
43643/5RLA	78"l x 24" w x 29"-54½"h	Laminate	6,895
43644/2RLA	78"l x 30" w x 29"-54½"h	Veneer	8,990
43644/5RLA	78"l x 30" w x 29"-54½"h	Laminate	8,020
43645/2RLA	78"l x 32" w x 29"-54½"h	Veneer	9,595
43645/5RLA	78"l x 32" w x 29"-54½"h	Laminate	8,555
43646/2RLA	78"l x 36" w x 29"-54½"h	Veneer	10,320
43646/5RLA	78"l x 36" w x 29"-54½"h	Laminate	9,150
43647/2RLA	84"l x 24" w x 29"-54½"h	Veneer	8,085
43647/5RLA	84"l x 24" w x 29"-54½"h	Laminate	7,245
43648/2RLA	84"l x 30" w x 29"-54½"h	Veneer	9,505
43648/5RLA	84"l x 30" w x 29"-54½"h	Laminate	8,455
43649/2RLA	84"l x 32" w x 29"-54½"h	Veneer	10,140
43649/5RLA	84"l x 32" w x 29"-54½"h	Laminate	9,020
43650/2RLA	84"l x 36" w x 29"-54½"h	Veneer	10,935
43650/5RLA	84"l x 36" w x 29"-54½"h	Laminate	9,670
43651/2RLA	90"l x 24" w x 29"-54½"h	Veneer	8,490
43651/5RLA	90"l x 24" w x 29"-54½"h	Laminate	7,590
43652/2RLA	90"l x 30" w x 29"-54½"h	Veneer	10,010
43652/5RLA	90"l x 30" w x 29"-54½"h	Laminate	8,880
43653/2RLA	90"l x 32" w x 29"-54½"h	Veneer	10,680
43653/5RLA	90"l x 32" w x 29"-54½"h	Laminate	9,475
43654/2RLA	90"l x 36" w x 29"-54½"h	Veneer	11,530
43654/5RLA	90"l x 36" w x 29"-54½"h	Laminate	10,180

GATEWAY™ EDGE TASK TABLES

SOFT CORNER RECTANGLE SHAPE Design - busk + hertzog



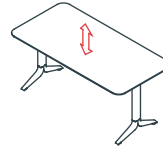
Soft Rectangle Top on Levelers Fixed Height 29"



*Connectivity devices are to be ordered separately and cost is not reflected in above pricing. Refer to page 153-165 in the Gateway Price guide for more information.

*Note: Taper Edge is not available with any 24" deep height adjustable tables

Soft Rectangle Top on Levelers Height Adjustable (29"-54½")



**Soft corner =4" Radius

Model Number	Table Dimensions	Top Finish	List Price
43631/2RS29	60"l x 24" w x 29"h	Veneer	4,175
43631/5RS29	60"l x 24" w x 29"h	Laminate	3,560
43632/2RS29	60"l x 30" w x 29"h	Veneer	5,225
43632/5RS29	60"l x 30" w x 29"h	Laminate	4,450
43633/2RS29	60"l x 32" w x 29"h	Veneer	5,580
43633/5RS29	60"l x 32" w x 29"h	Laminate	4,750
43634/2RS29	60"l x 36" w x 29"h	Veneer	6,265
43634/5RS29	60"l x 36" w x 29"h	Laminate	5,330
43635/2RS29	66"l x 24" w x 29"h	Veneer	4,595
43635/5RS29	66"l x 24" w x 29"h	Laminate	3,915
43636/2RS29	66"l x 30" w x 29"h	Veneer	5,745
43636/5RS29	66"l x 30" w x 29"h	Laminate	4,895
43637/2RS29	66"l x 32" w x 29"h	Veneer	6,130
43637/5RS29	66"l x 32" w x 29"h	Laminate	5,225
43638/2RS29	66"l x 36" w x 29"h	Veneer	6,880
43638/5RS29	66"l x 36" w x 29"h	Laminate	5,870
43639/2RS29	72"l x 24" w x 29"h	Veneer	5,010
43639/5RS29	72"l x 24" w x 29"h	Laminate	4,280
43640/2RS29	72"l x 30" w x 29"h	Veneer	6,220
43640/5RS29	72"l x 30" w x 29"h	Laminate	5,330
43641/2RS29	72"l x 32" w x 29"h	Veneer	6,635
43641/5RS29	72"l x 32" w x 29"h	Laminate	5,690
43642/2RS29	72"l x 36" w x 29"h	Veneer	7,510
43642/5RS29	72"l x 36" w x 29"h	Laminate	6,395
43643/2RS29	78"l x 24" w x 29"h	Veneer	5,420
43643/5RS29	78"l x 24" w x 29"h	Laminate	4,630
43644/2RS29	78"l x 30" w x 29"h	Veneer	6,775
43644/5RS29	78"l x 30" w x 29"h	Laminate	5,775
43645/2RS29	78"l x 32" w x 29"h	Veneer	7,225
43645/5RS29	78"l x 32" w x 29"h	Laminate	6,165
43646/2RS29	78"l x 36" w x 29"h	Veneer	8,130
43646/5RS29	78"l x 36" w x 29"h	Laminate	6,930
43647/2RS29	84"l x 24" w x 29"h	Veneer	5,845
43647/5RS29	84"l x 24" w x 29"h	Laminate	4,980
43648/2RS29	84"l x 30" w x 29"h	Veneer	7,300
43648/5RS29	84"l x 30" w x 29"h	Laminate	6,220
43649/2RS29	84"l x 32" w x 29"h	Veneer	7,790
43649/5RS29	84"l x 32" w x 29"h	Laminate	6,635
43650/2RS29	84"l x 36" w x 29"h	Veneer	8,755
43650/5RS29	84"l x 36" w x 29"h	Laminate	7,470
43651/2RS29	90"l x 24" w x 29"h	Veneer	6,265
43651/5RS29	90"l x 24" w x 29"h	Laminate	5,330
43652/2RS29	90"l x 30" w x 29"h	Veneer	7,815
43652/5RS29	90"l x 30" w x 29"h	Laminate	6,660
43653/2RS29	90"l x 32" w x 29"h	Veneer	8,340
43653/5RS29	90"l x 32" w x 29"h	Laminate	7,105
43654/2RS29	90"l x 36" w x 29"h	Veneer	9,380
43654/5RS29	90"l x 36" w x 29"h	Laminate	7,995

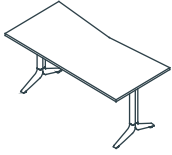
Model Number	Table Dimensions	Top Finish	List Price
43631/2RSA	60"l x 24" w x 29"-54½"h	Veneer	6,560
43631/5RSA	60"l x 24" w x 29"-54½"h	Laminate	5,955
43632/2RSA	60"l x 30" w x 29"-54½"h	Veneer	7,605
43632/5RSA	60"l x 30" w x 29"-54½"h	Laminate	6,845
43633/2RSA	60"l x 32" w x 29"-54½"h	Veneer	8,115
43633/5RSA	60"l x 32" w x 29"-54½"h	Laminate	7,300
43634/2RSA	60"l x 36" w x 29"-54½"h	Veneer	8,645
43634/5RSA	60"l x 36" w x 29"-54½"h	Laminate	7,720
43635/2RLA	66"l x 24" w x 29"-54½"h	Veneer	6,975
43635/5RLA	66"l x 24" w x 29"-54½"h	Laminate	6,300
43636/2RSA	66"l x 30" w x 29"-54½"h	Veneer	8,125
43636/5RSA	66"l x 30" w x 29"-54½"h	Laminate	7,285
43637/2RSA	66"l x 32" w x 29"-54½"h	Veneer	8,670
43637/5RSA	66"l x 32" w x 29"-54½"h	Laminate	7,770
43638/2RSA	66"l x 36" w x 29"-54½"h	Veneer	9,275
43638/5RSA	66"l x 36" w x 29"-54½"h	Laminate	8,255
43639/2RSA	72"l x 24" w x 29"-54½"h	Veneer	7,400
43639/5RSA	72"l x 24" w x 29"-54½"h	Laminate	6,660
43640/2RSA	72"l x 30" w x 29"-54½"h	Veneer	8,645
43640/5RSA	72"l x 30" w x 29"-54½"h	Laminate	7,720
43641/2RSA	72"l x 32" w x 29"-54½"h	Veneer	9,220
43641/5RSA	72"l x 32" w x 29"-54½"h	Laminate	8,235
43642/2RSA	72"l x 36" w x 29"-54½"h	Veneer	9,895
43642/5RSA	72"l x 36" w x 29"-54½"h	Laminate	8,775
43643/2RSA	78"l x 24" w x 29"-54½"h	Veneer	7,810
43643/5RSA	78"l x 24" w x 29"-54½"h	Laminate	7,005
43644/2RSA	78"l x 30" w x 29"-54½"h	Veneer	9,170
43644/5RSA	78"l x 30" w x 29"-54½"h	Laminate	8,165
43645/2RSA	78"l x 32" w x 29"-54½"h	Veneer	9,785
43645/5RSA	78"l x 32" w x 29"-54½"h	Laminate	8,710
43646/2RSA	78"l x 36" w x 29"-54½"h	Veneer	10,515
43646/5RSA	78"l x 36" w x 29"-54½"h	Laminate	9,315
43647/2RSA	84"l x 24" w x 29"-54½"h	Veneer	8,235
43647/5RSA	84"l x 24" w x 29"-54½"h	Laminate	7,370
43648/2RSA	84"l x 30" w x 29"-54½"h	Veneer	9,685
43648/5RSA	84"l x 30" w x 29"-54½"h	Laminate	8,610
43649/2RSA	84"l x 32" w x 29"-54½"h	Veneer	10,330
43649/5RSA	84"l x 32" w x 29"-54½"h	Laminate	9,190
43650/2RSA	84"l x 36" w x 29"-54½"h	Veneer	11,150
43650/5RSA	84"l x 36" w x 29"-54½"h	Laminate	9,860
43651/2RSA	90"l x 24" w x 29"-54½"h	Veneer	8,645
43651/5RSA	90"l x 24" w x 29"-54½"h	Laminate	7,720
43652/2RSA	90"l x 30" w x 29"-54½"h	Veneer	10,210
43652/5RSA	90"l x 30" w x 29"-54½"h	Laminate	9,055
43653/2RSA	90"l x 32" w x 29"-54½"h	Veneer	10,890
43653/5RSA	90"l x 32" w x 29"-54½"h	Laminate	9,655
43654/2RSA	90"l x 36" w x 29"-54½"h	Veneer	11,760
43654/5RSA	90"l x 36" w x 29"-54½"h	Laminate	10,375

GATEWAY™ EDGE TASK TABLES

INSET FACET SHAPE Design - busk + hertzog



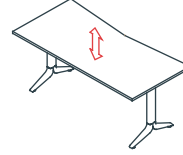
Inset Facet Top on Levelers Fixed Height 29"



*Connectivity devices are to be ordered separately and cost is not reflected in above pricing. Refer to page 153-165 in the Gateway Price guide for more information.

*Note: Taper Edge is not available with any 24" deep height adjustable tables

Inset Facet Top on Levelers Height Adjustable (29"-54½")



Model Number	Table Dimensions	Top Finish	List Price
43631/2AR29	60"l x 24" w x 29"h	Veneer	4,175
43631/5AR29	60"l x 24" w x 29"h	Laminate	3,560
43632/2AR29	60"l x 30" w x 29"h	Veneer	5,225
43632/5AR29	60"l x 30" w x 29"h	Laminate	4,450
43633/2AR29	60"l x 32" w x 29"h	Veneer	5,580
43633/5AR29	60"l x 32" w x 29"h	Laminate	4,750
43634/2AR29	60"l x 36" w x 29"h	Veneer	6,265
43634/5AR29	60"l x 36" w x 29"h	Laminate	5,330
43635/2AR29	66"l x 24" w x 29"h	Veneer	4,595
43635/5AR29	66"l x 24" w x 29"h	Laminate	3,915
43636/2AR29	66"l x 30" w x 29"h	Veneer	5,745
43636/5AR29	66"l x 30" w x 29"h	Laminate	4,895
43637/2AR29	66"l x 32" w x 29"h	Veneer	6,130
43637/5AR29	66"l x 32" w x 29"h	Laminate	5,225
43638/2AR29	66"l x 36" w x 29"h	Veneer	6,880
43638/5AR29	66"l x 36" w x 29"h	Laminate	5,870
43639/2AR29	72"l x 24" w x 29"h	Veneer	5,010
43639/5AR29	72"l x 24" w x 29"h	Laminate	4,280
43640/2AR29	72"l x 30" w x 29"h	Veneer	6,220
43640/5ARS29	72"l x 30" w x 29"h	Laminate	5,330
43641/2AR29	72"l x 32" w x 29"h	Veneer	6,635
43641/5ARS29	72"l x 32" w x 29"h	Laminate	5,690
43642/2AR29	72"l x 36" w x 29"h	Veneer	7,510
43642/5AR29	72"l x 36" w x 29"h	Laminate	6,395
43643/2AR29	78"l x 24" w x 29"h	Veneer	5,420
43643/5AR29	78"l x 24" w x 29"h	Laminate	4,630
43644/2AR29	78"l x 30" w x 29"h	Veneer	6,775
43644/5AR29	78"l x 30" w x 29"h	Laminate	5,775
43645/2AR29	78"l x 32" w x 29"h	Veneer	7,225
43645/5AR29	78"l x 32" w x 29"h	Laminate	6,165
43646/2AR29	78"l x 36" w x 29"h	Veneer	8,130
43646/5AR29	78"l x 36" w x 29"h	Laminate	6,930
43647/2AR29	84"l x 24" w x 29"h	Veneer	5,845
43647/5AR29	84"l x 24" w x 29"h	Laminate	4,980
43648/2AR29	84"l x 30" w x 29"h	Veneer	7,300
43648/5AR29	84"l x 30" w x 29"h	Laminate	6,220
43649/2AR29	84"l x 32" w x 29"h	Veneer	7,790
43649/5AR29	84"l x 32" w x 29"h	Laminate	6,635
43650/2AR29	84"l x 36" w x 29"h	Veneer	8,755
43650/5AR29	84"l x 36" w x 29"h	Laminate	7,470
43651/2AR29	90"l x 24" w x 29"h	Veneer	6,265
43651/5AR29	90"l x 24" w x 29"h	Laminate	5,330
43652/2AR29	90"l x 30" w x 29"h	Veneer	7,815
43652/5AR29	90"l x 30" w x 29"h	Laminate	6,660
43653/2AR29	90"l x 32" w x 29"h	Veneer	8,340
43653/5AR29	90"l x 32" w x 29"h	Laminate	7,105
43654/2AR29	90"l x 36" w x 29"h	Veneer	9,380
43654/5AR29	90"l x 36" w x 29"h	Laminate	7,995

Model Number	Table Dimensions	Top Finish	List Price
43631/2IRA	60"l x 24" w x 29"-54½"h	Veneer	6,560
43631/5IRA	60"l x 24" w x 29"-54½"h	Laminate	5,955
43632/2IRA	60"l x 30" w x 29"-54½"h	Veneer	7,605
43632/5IRA	60"l x 30" w x 29"-54½"h	Laminate	6,845
43633/2IRA	60"l x 32" w x 29"-54½"h	Veneer	8,115
43633/5IRA	60"l x 32" w x 29"-54½"h	Laminate	7,300
43634/2IRA	60"l x 36" w x 29"-54½"h	Veneer	8,645
43634/5IRA	60"l x 36" w x 29"-54½"h	Laminate	7,720
43635/2RLA	66"l x 24" w x 29"-54½"h	Veneer	6,975
43635/5RLA	66"l x 24" w x 29"-54½"h	Laminate	6,300
43636/2IRA	66"l x 30" w x 29"-54½"h	Veneer	8,125
43636/5IRA	66"l x 30" w x 29"-54½"h	Laminate	7,285
43637/2IRA	66"l x 32" w x 29"-54½"h	Veneer	8,670
43637/5IRA	66"l x 32" w x 29"-54½"h	Laminate	7,770
43638/2IRA	66"l x 36" w x 29"-54½"h	Veneer	9,275
43638/5IRA	66"l x 36" w x 29"-54½"h	Laminate	8,255
43639/2IRA	72"l x 24" w x 29"-54½"h	Veneer	7,400
43639/5IRA	72"l x 24" w x 29"-54½"h	Laminate	6,660
43640/2IRA	72"l x 30" w x 29"-54½"h	Veneer	8,645
43640/5IRA	72"l x 30" w x 29"-54½"h	Laminate	7,720
43641/2IRA	72"l x 32" w x 29"-54½"h	Veneer	9,220
43641/5IRA	72"l x 32" w x 29"-54½"h	Laminate	8,235
43642/2IRA	72"l x 36" w x 29"-54½"h	Veneer	9,895
43642/5IRA	72"l x 36" w x 29"-54½"h	Laminate	8,775
43643/2IRA	78"l x 24" w x 29"-54½"h	Veneer	7,810
43643/5IRA	78"l x 24" w x 29"-54½"h	Laminate	7,005
43644/2IRA	78"l x 30" w x 29"-54½"h	Veneer	9,170
43644/5IRA	78"l x 30" w x 29"-54½"h	Laminate	8,165
43645/2IRA	78"l x 32" w x 29"-54½"h	Veneer	9,785
43645/5IRA	78"l x 32" w x 29"-54½"h	Laminate	8,710
43646/2IRA	78"l x 36" w x 29"-54½"h	Veneer	10,515
43646/5IRA	78"l x 36" w x 29"-54½"h	Laminate	9,315
43647/2IRA	84"l x 24" w x 29"-54½"h	Veneer	8,235
43647/5IRA	84"l x 24" w x 29"-54½"h	Laminate	7,370
43648/2IRA	84"l x 30" w x 29"-54½"h	Veneer	9,685
43648/5IRA	84"l x 30" w x 29"-54½"h	Laminate	8,610
43649/2IRA	84"l x 32" w x 29"-54½"h	Veneer	10,330
43649/5IRA	84"l x 32" w x 29"-54½"h	Laminate	9,190
43650/2IRA	84"l x 36" w x 29"-54½"h	Veneer	11,150
43650/5IRA	84"l x 36" w x 29"-54½"h	Laminate	9,860
43651/2IRA	90"l x 24" w x 29"-54½"h	Veneer	8,645
43651/5IRA	90"l x 24" w x 29"-54½"h	Laminate	7,720
43652/2IRA	90"l x 30" w x 29"-54½"h	Veneer	10,210
43652/5IRA	90"l x 30" w x 29"-54½"h	Laminate	9,055
43653/2IRA	90"l x 32" w x 29"-54½"h	Veneer	10,890
43653/5IRA	90"l x 32" w x 29"-54½"h	Laminate	9,655
43654/2IRA	90"l x 36" w x 29"-54½"h	Veneer	11,760
43654/5IRA	90"l x 36" w x 29"-54½"h	Laminate	10,375

nienkämpfer

VOX[®] SIMPLE

FORUMS



2026

FORUMS

M & N SERIES FORUM

M & N Series Forum are available in a wide range of configurations for power, data and audio/video requirement. Configure your require M & N Series Forum on our web site at this link www.nienkämper.com/vfc



SIMPLE POP UP FORUM - Single sided (Surface mounted)

List Price

Pre-configured SIMPLE Pop Up Forum

Model # 85190	pre-wired power (2 ports)	<table border="1"><tr><td>1P</td><td>1P</td></tr></table>	1P	1P	\$660		
1P	1P						
		cutout dimension: 5"W x 4"D 2 x pre-wired power with 10ft cord					
Model # 85191	pre-wired power (3 ports)	<table border="1"><tr><td>1P</td><td>1P</td><td>1P</td></tr></table>	1P	1P	1P	\$680	
1P	1P	1P					
		cutout dimension: 6 1/2"W x 4"D 3 x pre-wired power with 10ft cord					
Model # 85193	pre-wired power (3 ports)	<table border="1"><tr><td>1P</td><td>1P</td><td>A5</td></tr></table>	1P	1P	A5	\$810	
1P	1P	A5					
		cutout dimension: 6 1/2"W x 4"D 2 x pre-wired power with 10ft cord 1 x Siemon CAT6 data with 10ft cord					
Model # 85197	pre-wired power (3 ports)	<table border="1"><tr><td>1P</td><td>1P</td><td>O</td></tr></table>	1P	1P	O	\$680	
1P	1P	O					
		cutout dimension: 6 1/2"W x 4"D 2 x pre-wired power with 10ft cord 1 x open port / data adapter to fit in client's own data fitting and cord					
Model # 85194	pre-wired power (3 ports)	<table border="1"><tr><td>1P</td><td>1P</td><td>2U</td></tr></table>	1P	1P	2U	\$775	
1P	1P	2U					
		cutout dimension: 6 1/2"W x 4"D 2 x pre-wired power with 10ft cord 2 x USB-A+C charger (stacked)					
Model # 85196	pre-wired power (4 ports)	<table border="1"><tr><td>1P</td><td>1P</td><td>A5</td><td>A5</td></tr></table>	1P	1P	A5	A5	\$930
1P	1P	A5	A5				
		cutout dimension: 8"W x 4"D 2 x pre-wired power with 10ft cord 2 x Siemon CAT6 data with 10ft cord					
Model # 85198	pre-wired power (4 ports)	<table border="1"><tr><td>1P</td><td>1P</td><td>O</td><td>O</td></tr></table>	1P	1P	O	O	\$710
1P	1P	O	O				
		cutout dimension: 8"W x 4"D 2 x pre-wired power with 10ft cord 2 x open port / data adapter to fit in client's own data fitting and cord					

FORUMS

			List Price						
Model # 85199	pre-wired power (4 ports)	<table border="1" style="margin-left: auto; margin-right: auto;"> <tr> <td style="text-align: center;">1P</td> <td style="text-align: center;">1P</td> <td style="text-align: center;">2U</td> <td style="text-align: center;">HD</td> </tr> </table> <p>cutout dimension: 8"W x 4"D 2 x pre-wired power with 10ft cord 2 x USB-A+C charger (stacked) 1 x HDMI coupler with 18" cord</p>	1P	1P	2U	HD	\$955		
1P	1P	2U	HD						
Model # 85200	pre-wired power (4 ports)	<table border="1" style="margin-left: auto; margin-right: auto;"> <tr> <td style="text-align: center;">1P</td> <td style="text-align: center;">1P</td> <td style="text-align: center;">2U</td> <td style="text-align: center;">O</td> </tr> </table> <p>cutout dimension: 8"W x 4"D 2 x pre-wired power with 10ft cord 2 x USB-A+C charger (stacked) 1 x open port / data adapter to fit in client's own data fitting and cord</p>	1P	1P	2U	O	\$830		
1P	1P	2U	O						
Model # 85202	pre-wired power (6 ports)	<table border="1" style="margin-left: auto; margin-right: auto;"> <tr> <td style="text-align: center;">1P</td> <td style="text-align: center;">1P</td> <td style="text-align: center;">2U</td> <td style="text-align: center;">HD</td> <td style="text-align: center;">A5</td> <td style="text-align: center;">A5</td> </tr> </table> <p>cutout dimension: 11"W x 4"D 2 x pre-wired power with 10ft cord 2 x USB-A+C charger (stacked) 1 x HDMI coupler with 18" cord 2 x Siemon CAT6 data with 10ft cord</p>	1P	1P	2U	HD	A5	A5	\$1,290
1P	1P	2U	HD	A5	A5				
Model # 85203	pre-wired power (6 ports)	<table border="1" style="margin-left: auto; margin-right: auto;"> <tr> <td style="text-align: center;">1P</td> <td style="text-align: center;">1P</td> <td style="text-align: center;">2U</td> <td style="text-align: center;">HD</td> <td style="text-align: center;">O</td> <td style="text-align: center;">O</td> </tr> </table> <p>cutout dimension: 11"W x 4"D 2 x pre-wired power with 10ft cord 2 x USB-A+C charger (stacked) 1 x HDMI coupler with 18" cord 2 x open port/ data adapter to fit in client's own data fitting and cord</p>	1P	1P	2U	HD	O	O	\$1,030
1P	1P	2U	HD	O	O				

FORUMS - SIMPLE POP UP FORUM



SIMPLE POP UP FORUM – DOUBLE SIDED (SURFACE MOUNTED)

List Price

Pre-configured SIMPLE Pop Up Forum

<p>Model # 85205 pre-wired power (each side - 2 ports)</p>	<p>Side A:</p> <table border="1" style="margin-left: 20px;"> <tr> <td style="text-align: center;">1P</td> <td style="text-align: center;">1P</td> </tr> </table> <p>Side B:</p> <table border="1" style="margin-left: 20px;"> <tr> <td style="text-align: center;">1P</td> <td style="text-align: center;">1P</td> </tr> </table> <p>cutout dimension: 5"W x 7-11/16"D Side A: 2 x pre-wired power with 10ft cord Side B: 2 x pre-wired power with 10ft cord (Provides a total of 4 x pre wired power)</p>	1P	1P	1P	1P	<p>\$1,335</p>				
1P	1P									
1P	1P									
<p>Model # 85206 pre-wired power (each side - 3 ports)</p>	<p>Side A:</p> <table border="1" style="margin-left: 20px;"> <tr> <td style="text-align: center;">1P</td> <td style="text-align: center;">1P</td> <td style="text-align: center;">2U</td> </tr> </table> <p>Side B:</p> <table border="1" style="margin-left: 20px;"> <tr> <td style="text-align: center;">1P</td> <td style="text-align: center;">1P</td> <td style="text-align: center;">2U</td> </tr> </table> <p>cutout dimension: 6-1/2"W x 7-11/16"D Side A: 2 x pre-wired power with 10ft cord 2 x USB-A+C Charger (stacked) Side B: 2 x pre-wired power with 10ft cord 2 x USB-A+C Charger (stacked) (Provides a total of 4 x pre wired power & 4 x USB Charger)</p>	1P	1P	2U	1P	1P	2U	<p>\$1,665</p>		
1P	1P	2U								
1P	1P	2U								
<p>Model # 85208 pre-wired power (each side - 4 ports)</p>	<p>Side A:</p> <table border="1" style="margin-left: 20px;"> <tr> <td style="text-align: center;">1P</td> <td style="text-align: center;">1P</td> <td style="text-align: center;">A5</td> <td style="text-align: center;">A5</td> </tr> </table> <p>Side B:</p> <table border="1" style="margin-left: 20px;"> <tr> <td style="text-align: center;">1P</td> <td style="text-align: center;">1P</td> <td style="text-align: center;">A5</td> <td style="text-align: center;">A5</td> </tr> </table> <p>cutout dimension: 8"W x 7-11/16"D Side A: 2 x pre-wired power with 10ft cord 2 x Siemon CAT6 data with 10ft cord Side B: 2 x pre-wired power with 10ft cord 2 x Siemon CAT6 data with 10ft cord (Provides a total of 4 x pre wired power & 4 x Siemon CAT6 data)</p>	1P	1P	A5	A5	1P	1P	A5	A5	<p>\$1,885</p>
1P	1P	A5	A5							
1P	1P	A5	A5							

FORUMS - SIMPLE POP UP FORUM

List Price

Model # 85209 pre-wired power
(each side - 4 ports) Side A:

1P	1P	O	O
----	----	---	---

 \$1,375

Side B:

1P	1P	O	O
----	----	---	---

cutout dimension: 8"W x 7-11/16"D
 Side A: 2 x pre-wired power with 10ft cord
 2 x open port/data adapter to fit in client's own data fitting and cord
 Side B: 2 x pre-wired power with 10ft cord
 2 x open port/data adapter to fit in client's own data fitting and cord
 (Provides a total of 4 x pre wired power & 4 x open ports)

Model # 85210 pre-wired power
(each side - 4 ports) Side A:

1P	1P	2U	O
----	----	----	---

 \$1,690

Side B:

1P	1P	2U	O
----	----	----	---

cutout dimension: 8"W x 7-11/16"D
 Side A: 2 x pre-wired power with 10ft cord,
 2 x USB-A+C Charger (stacked)
 1 x open port/ data adapter to fit in client's own data fitting and cord
 Side B: 2 x pre-wired power with 10ft cord,
 2 x USB-A+C Charger (stacked)
 1 x open port/ data adapter to fit in client's own data fitting and cord
 (Provides a total of 4 x pre wired power, 4 x USB Charger & 2 x open ports)

FORUMS - SIMPLE POP UP FORUM

- Note:
- Finish is standard in clear anodized aluminum.
 - For power cord with 6ft long, please add a letter "B" at the end of model #.
 - Site-wired / hard-wired power with 72" metallic shielded cable is available with an upcharge of \$95 list per 2 power. Please add a letter "H" at the end of model #.
-

Each open port selected will be supplied with one set of data adapter kit contains 2 "AA", 2 "BB", 2 "CC", 2 "DD", 2 "EE", 2 "FF", 1 "GG" and 1 "HH". adapter. The data adapter can accommodate the following data fitting from manufacturer:

Adapter "AA"

Systemax/CommScope
Uniprise/CommScope

Adapter "BB"

L-Com Keystone Modular
Tyco SL/110 Connect Series Modular Jacks
Siemon Keystone Style
Allen Tel Versa Tap Series
Leviton Quick Port® Series
Nordx Keystone Style
Tyco SL Conpler Series

Adapter "CC"

Krone 6000 Series/ADC
Hubbell Xcelerator™ Keystone
Series

Adapter "DD"

blank

Adapter "EE"

Ortronics TracJack Series

Adapter "FF"

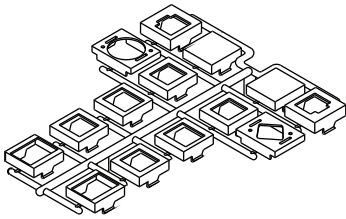
Panduit Mini-Com Series

Adapter "GG"

microphone jack / 3pin XLR, solder type
only

Adapter "HH"

Adapter "HH" - video monitor jack / DB-15,
pand mount solder type.



- Snap in fitting adapters are also provide for 3-pin XLR microphone jack (solder type only) and DB-15 video monitor jack (panel mount solder style only)

FORUMS - SIMPLE POP UP FORUM

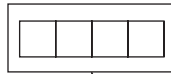
List Price

To create a unique Vox® SIMPLE Pop Up Forum configuration, simply choose a base model and select the required elements.

Base Model For Simple Pop Up Forum

(4 Ports)

Model #: CX4P - _____

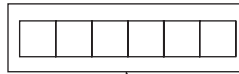


\$575

Base Model For Simple Pop Up Forum

(6 Ports)

Model #: CX6P - _____



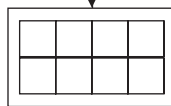
\$650

Base Model For Simple Pop Up Forum – Double Sided

(Each Side – 4 Ports)

Model #: CX8PD-A _____ (Side A)

CX8PD-B _____ (Side B)



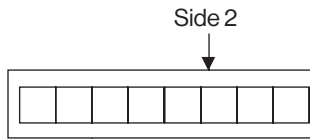
\$1,210

Base Model For Simple Pop Up Forum – Side By Side

(Each Side – 4 Ports)

Model #: CX8PS-1 _____ (Side 1)

CX8PS-2 _____ (Side 2)



Select the elements as per below:



S-1P - 1 power receptacle with 10' white cord

\$155



S-1P-SW - 1 power receptacle hard wired with a 6' whip

\$175



A5 - SIEMON CAT 6 data fitting with 10' connector cable

\$190



C - Audio- 3.5mm Mini stereo Jack with 10' cord

\$95



H - USB port 3.0 with 10ft cord

\$145



2U - Stacked USB charger A+C

\$180



3U - Dual USB C charger

\$180



G - DB15HD, VGA connector, 10' cord

\$205



HD - HDMI Coupler with 18'' cord

\$205



B - Blank plate

\$70



O - Open port, for client's own data fitting. Each port selected will be supplied with one set of data adapter kit

\$70



L - Belay 1'' dia. hole opening rubber strain relief pass through cords

\$70

FORUMS - SIMPLE FORUM

SIMPLE FORUM – SINGLE SIDED (SURFACE MOUNTED)

List Price

Pre-configured SIMPLE Forum (4 ports 6¾” L x 2” W)

Model # 39956/6	pre-wired power	<table border="1"> <tr> <td>1P</td> <td>1P</td> <td>A5</td> <td>A5</td> </tr> </table>	1P	1P	A5	A5	\$710
1P	1P	A5	A5				
		<p>2 x pre-wired power with 10ft cord 2 x SIEMON CAT6 data with 10ft cord</p>					
Model # 39957/6	site-wired power	<table border="1"> <tr> <td>1P-SW</td> <td>1P-SW</td> <td>A5</td> <td>A5</td> </tr> </table>	1P-SW	1P-SW	A5	A5	\$750
1P-SW	1P-SW	A5	A5				
		<p>2 x site-wired power with 6ft metallic shielded cable 2 x SIEMON CAT6 data with 10ft cord</p>					
Model # 39958/6	pre-wired power	<table border="1"> <tr> <td>1P</td> <td>1P</td> <td>2U</td> <td>A5</td> </tr> </table>	1P	1P	2U	A5	\$805
1P	1P	2U	A5				
		<p>2 x pre-wired power with 10ft cord 1 x stacked USB charger A+C 1 x SIEMON CAT6 data with 10ft cord</p>					
Model # 39959/6	site-wired power	<table border="1"> <tr> <td>1P-SW</td> <td>1P-SW</td> <td>2U</td> <td>A5</td> </tr> </table>	1P-SW	1P-SW	2U	A5	\$830
1P-SW	1P-SW	2U	A5				
		<p>2 x site-wired power with 6ft metallic shielded cable 1 x stacked USB charger A+C 1 x SIEMON CAT6 data with 10ft cord;</p>					
Model # 39961/6	pre-wired power	<table border="1"> <tr> <td>1P</td> <td>1P</td> <td>A5</td> <td>HD</td> </tr> </table>	1P	1P	A5	HD	\$775
1P	1P	A5	HD				
		<p>2 x pre-wired power with 10ft cord 1 x SIEMON CAT6 data with 10ft cord 1 x HDMI coupler with 18” cord</p>					
Model # 39962/6	site-wired power	<table border="1"> <tr> <td>1P-SW</td> <td>1P-SW</td> <td>A5</td> <td>HD</td> </tr> </table>	1P-SW	1P-SW	A5	HD	\$805
1P-SW	1P-SW	A5	HD				
		<p>2 x site-wired power with 6ft metallic shielded cable 1 x SIEMON CAT6 data with 10ft cord; 1 x HDMI coupler with 18” cord</p>					

FORUMS - SIMPLE FORUM

SIMPLE FORUM – SINGLE SIDED (SURFACE MOUNTED)

List Price

Pre-configured SIMPLE Forum (4 ports, 6¾” L x 2” W)

Model # 39963	pre-wired power	<table border="1"> <tr> <td>1P</td> <td>1P</td> <td>H</td> <td>HD</td> </tr> </table> <p>2 x pre-wired power with 10ft cord 1 x USB port 3.0 with 10ft cord 1 x HDMI coupler with 18” cord</p>	1P	1P	H	HD	\$720
1P	1P	H	HD				
Model # 39964	site-wired power	<table border="1"> <tr> <td>1P-SW</td> <td>1P-SW</td> <td>H</td> <td>HD</td> </tr> </table> <p>2 x site-wired power with 6ft metallic shielded cable 1 x USB port 3.0 with 10ft cord 1 x HDMI coupler with 18” cord</p>	1P-SW	1P-SW	H	HD	\$755
1P-SW	1P-SW	H	HD				

FORUMS - SIMPLE FORUM

SIMPLE FORUM – SINGLE SIDED (SURFACE MOUNTED)

List Price

Pre-configured SIMPLE Forum (4 ports, for client's own data fitting)

Model # 39956	pre-wired power	<table border="1"> <tr> <td>1P</td> <td>1P</td> <td>0</td> <td>0</td> </tr> </table>	1P	1P	0	0	\$550
1P	1P	0	0				
		<p>2 x pre-wired power with 10ft cord 2 x open port / data adapter to fit in client's own data fitting & cord</p>					
Model # 39957	site-wired power	<table border="1"> <tr> <td>1P-SW</td> <td>1P-SW</td> <td>0</td> <td>0</td> </tr> </table>	1P-SW	1P-SW	0	0	\$575
1P-SW	1P-SW	0	0				
		<p>2 x site-wired power with 6ft metallic shielded cable 2 x open port / data adapter to fit in client's own data fitting & cord</p>					
Model # 39958	pre-wired power	<table border="1"> <tr> <td>1P</td> <td>1P</td> <td>2U</td> <td>0</td> </tr> </table>	1P	1P	2U	0	\$680
1P	1P	2U	0				
		<p>2 x pre-wired power with 10ft cord 1 x stacked USB charger A+C 1 x open port</p>					
Model # 39959	site-wired power	<table border="1"> <tr> <td>1P-SW</td> <td>1P-SW</td> <td>2U</td> <td>0</td> </tr> </table>	1P-SW	1P-SW	2U	0	\$710
1P-SW	1P-SW	2U	0				
		<p>2 x site-wired power with 6ft metallic shielded cable 1 x stacked USB charger A+C 1 x open port</p>					
Model # 39961	pre-wired power	<table border="1"> <tr> <td>1P</td> <td>1P</td> <td>0</td> <td>HD</td> </tr> </table>	1P	1P	0	HD	\$720
1P	1P	0	HD				
		<p>2 x pre-wired power with 10ft cord 1 x open port 1 x HDMI coupler with 18" cord</p>					
Model # 39962	site-wired power	<table border="1"> <tr> <td>1P-SW</td> <td>1P-SW</td> <td>0</td> <td>HD</td> </tr> </table>	1P-SW	1P-SW	0	HD	\$755
1P-SW	1P-SW	0	HD				
		<p>2 x site-wired power with 6ft metallic shielded cable 1 x open port 1 x HDMI coupler with 18" cord</p>					

FORUMS - SIMPLE FORUM

SIMPLE FORUM – SINGLE SIDED (SURFACE MOUNTED)

List Price

Pre-configured SIMPLE Forum (6 ports 9¾” L x 2” W)

<p>Model # 39941/6</p>	<p>pre-wired power</p>	<table border="1" style="border-collapse: collapse; width: 100%;"> <tr> <td style="padding: 2px;">1P</td> <td style="padding: 2px;">1P</td> <td style="padding: 2px;">A5</td> <td style="padding: 2px;">A5</td> <td style="padding: 2px;">B</td> <td style="padding: 2px;">B</td> </tr> </table> <p>2 x pre-wired power with 10ft cord 2 x SIEMON CAT6 data with 10ft cord 2 x blank plate</p>	1P	1P	A5	A5	B	B	<p>\$855</p>
1P	1P	A5	A5	B	B				
<p>Model # 39942/6</p>	<p>site-wired power</p>	<table border="1" style="border-collapse: collapse; width: 100%;"> <tr> <td style="padding: 2px;">1P-SW</td> <td style="padding: 2px;">1P-SW</td> <td style="padding: 2px;">A5</td> <td style="padding: 2px;">A5</td> <td style="padding: 2px;">B</td> <td style="padding: 2px;">B</td> </tr> </table> <p>2 x site-wired power with 6ft metallic shielded cable 2 x SIEMON CAT6 data with 10ft cord 2 x blank plate</p>	1P-SW	1P-SW	A5	A5	B	B	<p>\$925</p>
1P-SW	1P-SW	A5	A5	B	B				
<p>Model # 39943/6</p>	<p>pre-wired power</p>	<table border="1" style="border-collapse: collapse; width: 100%;"> <tr> <td style="padding: 2px;">1P</td> <td style="padding: 2px;">1P</td> <td style="padding: 2px;">A5</td> <td style="padding: 2px;">A5</td> <td style="padding: 2px;">G</td> <td style="padding: 2px;">C</td> </tr> </table> <p>2 x pre-wired power with 10ft cord 2 x SIEMON CAT6 data with 10ft cord 1 x HD-DB15/VGA connector with 10ft cord 1 x audio 3.5mm mini stereo jack with 10 ft cord</p>	1P	1P	A5	A5	G	C	<p>\$1,035</p>
1P	1P	A5	A5	G	C				
<p>Model # 39944/6</p>	<p>site-wired power</p>	<table border="1" style="border-collapse: collapse; width: 100%;"> <tr> <td style="padding: 2px;">1P-SW</td> <td style="padding: 2px;">1P-SW</td> <td style="padding: 2px;">A5</td> <td style="padding: 2px;">A5</td> <td style="padding: 2px;">G</td> <td style="padding: 2px;">C</td> </tr> </table> <p>2 x site-wired power with 6ft metallic shielded cable 2 x SIEMON CAT6 data with 10ft cord 1 x HD-DB15/VGA connector with 10ft cord 1 x audio 3.5mm mini stereo jack with 10ft cord</p>	1P-SW	1P-SW	A5	A5	G	C	<p>\$1,115</p>
1P-SW	1P-SW	A5	A5	G	C				

FORUMS - SIMPLE FORUM

SIMPLE FORUM – SINGLE SIDED (SURFACE MOUNTED)

List Price

Pre-configured SIMPLE Forum (6 ports 9¾” L x 2” W)

Model # 39945/6	pre-wired power	<table border="1"> <tr> <td>1P</td> <td>1P</td> <td>A5</td> <td>A5</td> <td>HD</td> <td>H</td> </tr> </table> <p>2 x pre-wired power with 10ft cord 2 x SIEMON CAT6 data with 10ft cord 1 x HDMI coupler with 18” cord 1 x USB port 3.0 with 10ft cord</p>	1P	1P	A5	A5	HD	H	\$1,065
1P	1P	A5	A5	HD	H				
Model # 39946/6	site-wired power	<table border="1"> <tr> <td>1P-SW</td> <td>1P-SW</td> <td>A5</td> <td>A5</td> <td>HD</td> <td>H</td> </tr> </table> <p>2 x site-wired power with 6ft metallic shielded cable 2 x SIEMON CAT6 data with 10ft cord; 1 x HDMI coupler with 18” cord 1 x USB port 3.0 with 10ft cord</p>	1P-SW	1P-SW	A5	A5	HD	H	\$1,135
1P-SW	1P-SW	A5	A5	HD	H				
Model # 39947/6	pre-wired power	<table border="1"> <tr> <td>1P</td> <td>1P</td> <td>1P</td> <td>A5</td> <td>A5</td> <td>A5</td> </tr> </table> <p>3 x pre-wired power with 10ft cord 3 x SIEMON CAT6 data with 10ft cord</p>	1P	1P	1P	A5	A5	A5	\$1,015
1P	1P	1P	A5	A5	A5				
Model # 39948/6	site-wired power	<table border="1"> <tr> <td>1P-SW</td> <td>1P-SW</td> <td>1P-SW</td> <td>A5</td> <td>A5</td> <td>A5</td> </tr> </table> <p>3 x site-wired power with 6ft metallic shielded cable 3 x SIEMON CAT6 data with 10ft cord</p>	1P-SW	1P-SW	1P-SW	A5	A5	A5	\$1,080
1P-SW	1P-SW	1P-SW	A5	A5	A5				

FORUMS - SIMPLE FORUM

SIMPLE FORUM – SINGLE SIDED (SURFACE MOUNTED)

List Price

Pre-configured SIMPLE Forum (6 ports, for client's own data fitting)

Model # 39951	pre-wired power	<table border="1"> <tr> <td>1P</td> <td>1P</td> <td>O</td> <td>O</td> <td>O</td> <td>O</td> </tr> </table>	1P	1P	O	O	O	O	\$625
1P	1P	O	O	O	O				
		<p>2 x pre-wired power with 10ft cord 4 x open port/data adapter to fit in client's own data fitting and cord</p>							
Model # 39952	site-wired power	<table border="1"> <tr> <td>1P-SW</td> <td>1P-SW</td> <td>O</td> <td>O</td> <td>O</td> <td>O</td> </tr> </table>	1P-SW	1P-SW	O	O	O	O	\$660
1P-SW	1P-SW	O	O	O	O				
		<p>2 x site-wired power with 6ft metallic shielded cable 4 x open port/data adapter to fit in client's own data fitting and cord</p>							
Model # 39953	pre-wired power	<table border="1"> <tr> <td>1P</td> <td>1P</td> <td>1P</td> <td>O</td> <td>O</td> <td>O</td> </tr> </table>	1P	1P	1P	O	O	O	\$650
1P	1P	1P	O	O	O				
		<p>3 x pre-wired power with 10ft cord 3 x open port/data adapter to fit in client's own data fitting and cord</p>							
Model # 39954	site-wired power	<table border="1"> <tr> <td>1P-SW</td> <td>1P-SW</td> <td>1P-SW</td> <td>O</td> <td>O</td> <td>O</td> </tr> </table>	1P-SW	1P-SW	1P-SW	O	O	O	\$695
1P-SW	1P-SW	1P-SW	O	O	O				
		<p>3 x site-wired power with 6ft metallic shielded cable 3 x open port/data adapter to fit in client's own data fitting and cord</p>							

Each open port selected will be supplied with one set of data adapter kit contains 2 "AA", 2 "BB", 2 "CC", 2 "DD", 2 "EE", 2 "FF", 1 "GG" and 1 "HH". adapter. The data adapter can accommodate the following data fitting from manufacturer:

Adapter "AA"

Systemax/CommScope
Uniprise/CommScope

Adapter "BB"

L-Com Keystone Modular
Tyco SL/110 Connect Series Modular Jacks
Siemon Keystone Style
Allen Tel Versa Tap Series
Leviton Quick Port® Series
Nordx Keystone Style
Tyco SL Conpler Series

Adapter "CC"

Krone 6000 Series/ADC
Hubbell Xcelerator™ Keystone Series

Adapter "DD"

blank

Adapter "EE"

Ortronics TracJack Series

Adapter "FF"

Panduit Mini-Com Series

Adapter "GG"

microphone jack / 3pin XLR, solder type only

Adapter "HH"

Adapter "HH" - video monitor jack / DB-15, pand mount solder type.

nienkämpfer

GATEWAY™

ALL IN ONE DESK



2026

GATEWAY™ ALL-IN-ONE DESK COLLECTION

FEATURES & OPTIONS

Design - busk + hertzog

Top Options:

Dimensions:

- Table depths: 24", 30" & 36".
- Table lengths are available from 60", 66", 72", 78", 84" & 90"
- Standard top thickness is 1"

Top Shape:

- Standard top shapes are Rectangle and Rectangle with soft corners.

Edges:

- 2" Taper edge is standard but Self edge also available.

Material / Finishes:

- Gateway All-In-One desk tops and storage cases are available in all Nienkämper high quality veneers and finishes.
- All standard plastic laminates are also available.
- Contact customer service if custom p-lam / veneer is required.

Standard Features:

- Black Contemporary pull is standard but brushed nickle also available along with polished or black Simple pull.
- Full extension drawer hardware on rollers.
- Basic toggle switch lift control for height adjustable models.
- Height adjustable models come with a 4 port power unit with expandable cord mounted to the underside of the top and 1 $\frac{1}{16}$ " x 6 $\frac{3}{8}$ " rectangular grommet.
- Standard power cable exit is located on the underside of the case.

Base Features:

Dimensions:

- Gateway™ All-In-One offers both a fixed height leg and a premium electric height adjustable column on 2 sizes of foot (24" and 34").
- Lift range for height adjustable option is 27" - 53" with a maximum weight capacity of 269lbs.
- A storage case opposite the leg is standard in a number of sizes depending on depth of table top and whether height adjustable or fixed height.
- A large rolling drawer is typical to the system is offered with open storage or an internal file drawer.
- An interior "drawer within a drawer" is optional and can be specified as noted below.
 - * 24" deep tops receive a 22 $\frac{3}{4}$ " deep main ped with a shallow interior drawer
 - * 30" deep tops receive a 22 $\frac{3}{4}$ " deep main ped with a shallow interior drawer
 - * 36" deep tops receive a 30 $\frac{3}{4}$ " deep main ped with a deep interior drawer
- A 4 port under top power unit with coiled, expandable cable is included with all height adjustable All-In-One desks.
- Wiring is managed through the case top and out the bottom typically. Contact customer service if a custom cutout is required.

Finishes:

- Height adjustable posts are standard with grey painted post and polished foot. Mirror polish as well as black and white powder coat also available.
- Fixed height posts are standard with polished foot and post but are available in all standard Nienkämper powder coat finishes.

Options:

- 2 options are available for modesty panels: 24"h upholstered panel with anodized trim and 8"h panel with veneer or p-lam. (Note: partial modesty panels are not available with 24" deep tops.)
- 2 additional lift switches are offered: flush mount and programmable Bluetooth toggle.
- Additional options available are: integrated wireless charger, wood trays, various grommets.

Connectivity Options:

- Tables can be specified with a variety of power/data solutions.
- The system can also be customized to suit customer specific equipment. Contact customer service for details
- Refer to page 145-157 for more information on connectivity.



4 port power unit and expandable cable



Contemporary Pull



Simple Pull



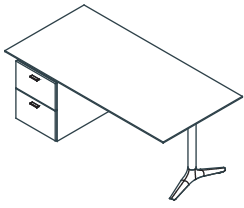
Simple Popup Forum



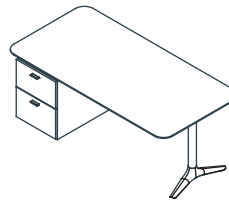
Simple Forum

GATEWAY™ ALL-IN-ONE ELEMENTS

**Rectangle Top
2 File Pedestal, Fixed Height: 29"**



**Rectangle Top with Soft Corners
2 File Pedestal, Fixed Height: 29"**

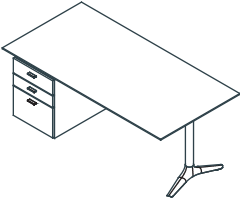


Model Number	Table Dimensions	Case Dimensions	Top/Case Finish	List Price	Model Number	Table Dimensions	Case Dimensions	Top/Case Finish	List Price
42601/2F	60"l x 24"w x 29"h	20 1/16"l x 18"w x 27 3/4"h	Veneer	7,000	42581/2F	60"l x 24"w x 29"h	20 1/16"l x 18"w x 27 3/4"h	Veneer	7,105
42601/5F	60"l x 24"w x 29"h	20 1/16"l x 18"w x 27 3/4"h	Laminate	6,370	42581/5F	60"l x 24"w x 29"h	20 1/16"l x 18"w x 27 3/4"h	Laminate	6,465
42602/2F	66"l x 24"w x 29"h	20 1/16"l x 18"w x 27 3/4"h	Veneer	7,415	42582/2F	66"l x 24"w x 29"h	20 1/16"l x 18"w x 27 3/4"h	Veneer	7,540
42602/5F	66"l x 24"w x 29"h	20 1/16"l x 18"w x 27 3/4"h	Laminate	6,740	42582/5F	66"l x 24"w x 29"h	20 1/16"l x 18"w x 27 3/4"h	Laminate	6,825
42603/2F	72"l x 24"w x 29"h	20 1/16"l x 18"w x 27 3/4"h	Veneer	7,845	42583/2F	72"l x 24"w x 29"h	20 1/16"l x 18"w x 27 3/4"h	Veneer	7,975
42603/5F	72"l x 24"w x 29"h	20 1/16"l x 18"w x 27 3/4"h	Laminate	7,095	42583/5F	72"l x 24"w x 29"h	20 1/16"l x 18"w x 27 3/4"h	Laminate	7,210
42604/2F	78"l x 24"w x 29"h	20 1/16"l x 18"w x 27 3/4"h	Veneer	8,260	42584/2F	78"l x 24"w x 29"h	20 1/16"l x 18"w x 27 3/4"h	Veneer	8,410
42604/5F	78"l x 24"w x 29"h	20 1/16"l x 18"w x 27 3/4"h	Laminate	7,450	42584/5F	78"l x 24"w x 29"h	20 1/16"l x 18"w x 27 3/4"h	Laminate	7,575
42605/2F	84"l x 24"w x 29"h	20 1/16"l x 18"w x 27 3/4"h	Veneer	8,685	42585/2F	84"l x 24"w x 29"h	20 1/16"l x 18"w x 27 3/4"h	Veneer	8,845
42605/5F	84"l x 24"w x 29"h	20 1/16"l x 18"w x 27 3/4"h	Laminate	7,815	42585/5F	84"l x 24"w x 29"h	20 1/16"l x 18"w x 27 3/4"h	Laminate	7,950
42606/2F	90"l x 24"w x 29"h	20 1/16"l x 18"w x 27 3/4"h	Veneer	9,105	42586/2F	90"l x 24"w x 29"h	20 1/16"l x 18"w x 27 3/4"h	Veneer	9,280
42606/5F	90"l x 24"w x 29"h	20 1/16"l x 18"w x 27 3/4"h	Laminate	8,175	42586/5F	90"l x 24"w x 29"h	20 1/16"l x 18"w x 27 3/4"h	Laminate	8,310
42607/2F	60"l x 30"w x 29"h	20 1/16"l x 18"w x 27 3/4"h	Veneer	8,060	42587/2F	60"l x 30"w x 29"h	20 1/16"l x 18"w x 27 3/4"h	Veneer	8,200
42607/5F	60"l x 30"w x 29"h	20 1/16"l x 18"w x 27 3/4"h	Laminate	7,270	42587/5F	60"l x 30"w x 29"h	20 1/16"l x 18"w x 27 3/4"h	Laminate	7,385
42608/2F	66"l x 30"w x 29"h	20 1/16"l x 18"w x 27 3/4"h	Veneer	8,585	42588/2F	66"l x 30"w x 29"h	20 1/16"l x 18"w x 27 3/4"h	Veneer	8,735
42608/5F	66"l x 30"w x 29"h	20 1/16"l x 18"w x 27 3/4"h	Laminate	7,720	42588/5F	66"l x 30"w x 29"h	20 1/16"l x 18"w x 27 3/4"h	Laminate	7,850
42609/2F	72"l x 30"w x 29"h	20 1/16"l x 18"w x 27 3/4"h	Veneer	9,105	42589/2F	72"l x 30"w x 29"h	20 1/16"l x 18"w x 27 3/4"h	Veneer	9,280
42609/5F	72"l x 30"w x 29"h	20 1/16"l x 18"w x 27 3/4"h	Laminate	8,175	42589/5F	72"l x 30"w x 29"h	20 1/16"l x 18"w x 27 3/4"h	Laminate	8,310
42610/2F	78"l x 30"w x 29"h	20 1/16"l x 18"w x 27 3/4"h	Veneer	9,645	42590/2F	78"l x 30"w x 29"h	20 1/16"l x 18"w x 27 3/4"h	Veneer	9,810
42610/5F	78"l x 30"w x 29"h	20 1/16"l x 18"w x 27 3/4"h	Laminate	8,625	42590/5F	78"l x 30"w x 29"h	20 1/16"l x 18"w x 27 3/4"h	Laminate	8,770
42611/2F	84"l x 30"w x 29"h	20 1/16"l x 18"w x 27 3/4"h	Veneer	10,165	42591/2F	84"l x 30"w x 29"h	20 1/16"l x 18"w x 27 3/4"h	Veneer	10,355
42611/5F	84"l x 30"w x 29"h	20 1/16"l x 18"w x 27 3/4"h	Laminate	9,075	42591/5F	84"l x 30"w x 29"h	20 1/16"l x 18"w x 27 3/4"h	Laminate	9,230
42612/2F	90"l x 30"w x 29"h	20 1/16"l x 18"w x 27 3/4"h	Veneer	10,695	42592/2F	90"l x 30"w x 29"h	20 1/16"l x 18"w x 27 3/4"h	Veneer	10,900
42612/5F	90"l x 30"w x 29"h	20 1/16"l x 18"w x 27 3/4"h	Laminate	9,525	42592/5F	90"l x 30"w x 29"h	20 1/16"l x 18"w x 27 3/4"h	Laminate	9,690
42613/2F	60"l x 36"w x 29"h	20 1/16"l x 18"w x 27 3/4"h	Veneer	9,105	42593/2F	60"l x 36"w x 29"h	20 1/16"l x 18"w x 27 3/4"h	Veneer	9,280
42613/5F	60"l x 36"w x 29"h	20 1/16"l x 18"w x 27 3/4"h	Laminate	8,175	42593/5F	60"l x 36"w x 29"h	20 1/16"l x 18"w x 27 3/4"h	Laminate	8,310
42614/2F	66"l x 36"w x 29"h	20 1/16"l x 18"w x 27 3/4"h	Veneer	9,750	42594/2F	66"l x 36"w x 29"h	20 1/16"l x 18"w x 27 3/4"h	Veneer	9,920
42614/5F	66"l x 36"w x 29"h	20 1/16"l x 18"w x 27 3/4"h	Laminate	8,710	42594/5F	66"l x 36"w x 29"h	20 1/16"l x 18"w x 27 3/4"h	Laminate	8,865
42615/2F	72"l x 36"w x 29"h	20 1/16"l x 18"w x 27 3/4"h	Veneer	10,380	42595/2F	72"l x 36"w x 29"h	20 1/16"l x 18"w x 27 3/4"h	Veneer	10,570
42615/5F	72"l x 36"w x 29"h	20 1/16"l x 18"w x 27 3/4"h	Laminate	9,255	42595/5F	72"l x 36"w x 29"h	20 1/16"l x 18"w x 27 3/4"h	Laminate	9,420
42616/2F	78"l x 36"w x 29"h	20 1/16"l x 18"w x 27 3/4"h	Veneer	11,010	42596/2F	78"l x 36"w x 29"h	20 1/16"l x 18"w x 27 3/4"h	Veneer	11,215
42616/5F	78"l x 36"w x 29"h	20 1/16"l x 18"w x 27 3/4"h	Laminate	9,790	42596/5F	78"l x 36"w x 29"h	20 1/16"l x 18"w x 27 3/4"h	Laminate	9,970
42617/2F	84"l x 36"w x 29"h	20 1/16"l x 18"w x 27 3/4"h	Veneer	11,645	42597/2F	84"l x 36"w x 29"h	20 1/16"l x 18"w x 27 3/4"h	Veneer	11,875
42617/5F	84"l x 36"w x 29"h	20 1/16"l x 18"w x 27 3/4"h	Laminate	10,335	42597/5F	84"l x 36"w x 29"h	20 1/16"l x 18"w x 27 3/4"h	Laminate	10,530
42618/2F	90"l x 36"w x 29"h	20 1/16"l x 18"w x 27 3/4"h	Veneer	12,275	42598/2F	90"l x 36"w x 29"h	20 1/16"l x 18"w x 27 3/4"h	Veneer	12,520
42618/5F	90"l x 36"w x 29"h	20 1/16"l x 18"w x 27 3/4"h	Laminate	10,875	42598/5F	90"l x 36"w x 29"h	20 1/16"l x 18"w x 27 3/4"h	Laminate	11,085

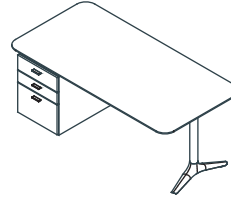
Note: Fixed height desk is mounted to case

GATEWAY™ ALL-IN-ONE ELEMENTS

Rectangle Top 2 Box / File Pedestal, Fixed Height: 29"



Rectangle Top with Soft Corners 2 Box / File Pedestal, Fixed Height: 29"

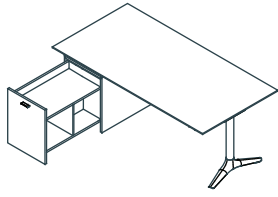


Model Number	Table Dimensions	Case Dimensions	Top/Case Finish	List Price	Model Number	Table Dimensions	Case Dimensions	Top/Case Finish	List Price
42641/2F	60"l x 24"w x 29"h	20 1/16"l x 18"w x 27 3/4"h	Veneer	7,375	42621/2F	60"l x 24"w x 29"h	20 1/16"l x 18"w x 27 3/4"h	Veneer	7,480
42641/5F	60"l x 24"w x 29"h	20 1/16"l x 18"w x 27 3/4"h	Laminate	6,755	42621/5F	60"l x 24"w x 29"h	20 1/16"l x 18"w x 27 3/4"h	Laminate	6,850
42642/2F	66"l x 24"w x 29"h	20 1/16"l x 18"w x 27 3/4"h	Veneer	7,800	42622/2F	66"l x 24"w x 29"h	20 1/16"l x 18"w x 27 3/4"h	Veneer	7,910
42642/5F	66"l x 24"w x 29"h	20 1/16"l x 18"w x 27 3/4"h	Laminate	7,105	42622/5F	66"l x 24"w x 29"h	20 1/16"l x 18"w x 27 3/4"h	Laminate	7,210
42643/2F	72"l x 24"w x 29"h	20 1/16"l x 18"w x 27 3/4"h	Veneer	8,220	42623/2F	72"l x 24"w x 29"h	20 1/16"l x 18"w x 27 3/4"h	Veneer	8,350
42643/5F	72"l x 24"w x 29"h	20 1/16"l x 18"w x 27 3/4"h	Laminate	7,470	42623/5F	72"l x 24"w x 29"h	20 1/16"l x 18"w x 27 3/4"h	Laminate	7,585
42644/2F	78"l x 24"w x 29"h	20 1/16"l x 18"w x 27 3/4"h	Veneer	8,640	42624/2F	78"l x 24"w x 29"h	20 1/16"l x 18"w x 27 3/4"h	Veneer	8,775
42644/5F	78"l x 24"w x 29"h	20 1/16"l x 18"w x 27 3/4"h	Laminate	7,825	42624/5F	78"l x 24"w x 29"h	20 1/16"l x 18"w x 27 3/4"h	Laminate	7,950
42645/2F	84"l x 24"w x 29"h	20 1/16"l x 18"w x 27 3/4"h	Veneer	9,070	42625/2F	84"l x 24"w x 29"h	20 1/16"l x 18"w x 27 3/4"h	Veneer	9,215
42645/5F	84"l x 24"w x 29"h	20 1/16"l x 18"w x 27 3/4"h	Laminate	8,190	42625/5F	84"l x 24"w x 29"h	20 1/16"l x 18"w x 27 3/4"h	Laminate	8,320
42646/2F	90"l x 24"w x 29"h	20 1/16"l x 18"w x 27 3/4"h	Veneer	9,480	42626/2F	90"l x 24"w x 29"h	20 1/16"l x 18"w x 27 3/4"h	Veneer	9,650
42646/5F	90"l x 24"w x 29"h	20 1/16"l x 18"w x 27 3/4"h	Laminate	8,545	42626/5F	90"l x 24"w x 29"h	20 1/16"l x 18"w x 27 3/4"h	Laminate	8,680
42647/2F	60"l x 30"w x 29"h	20 1/16"l x 18"w x 27 3/4"h	Veneer	8,435	42627/2F	60"l x 30"w x 29"h	20 1/16"l x 18"w x 27 3/4"h	Veneer	8,570
42647/5F	60"l x 30"w x 29"h	20 1/16"l x 18"w x 27 3/4"h	Laminate	7,645	42627/5F	60"l x 30"w x 29"h	20 1/16"l x 18"w x 27 3/4"h	Laminate	7,760
42648/2F	66"l x 30"w x 29"h	20 1/16"l x 18"w x 27 3/4"h	Veneer	8,960	42628/2F	66"l x 30"w x 29"h	20 1/16"l x 18"w x 27 3/4"h	Veneer	9,105
42648/5F	66"l x 30"w x 29"h	20 1/16"l x 18"w x 27 3/4"h	Laminate	8,100	42628/5F	66"l x 30"w x 29"h	20 1/16"l x 18"w x 27 3/4"h	Laminate	8,225
42649/2F	72"l x 30"w x 29"h	20 1/16"l x 18"w x 27 3/4"h	Veneer	9,480	42629/2F	72"l x 30"w x 29"h	20 1/16"l x 18"w x 27 3/4"h	Veneer	9,650
42649/5F	72"l x 30"w x 29"h	20 1/16"l x 18"w x 27 3/4"h	Laminate	8,545	42629/5F	72"l x 30"w x 29"h	20 1/16"l x 18"w x 27 3/4"h	Laminate	8,680
42650/2F	78"l x 30"w x 29"h	20 1/16"l x 18"w x 27 3/4"h	Veneer	10,015	42630/2F	78"l x 30"w x 29"h	20 1/16"l x 18"w x 27 3/4"h	Veneer	10,185
42650/5F	78"l x 30"w x 29"h	20 1/16"l x 18"w x 27 3/4"h	Laminate	8,995	42630/5F	78"l x 30"w x 29"h	20 1/16"l x 18"w x 27 3/4"h	Laminate	9,145
42651/2F	84"l x 30"w x 29"h	20 1/16"l x 18"w x 27 3/4"h	Veneer	10,540	42631/2F	84"l x 30"w x 29"h	20 1/16"l x 18"w x 27 3/4"h	Veneer	10,735
42651/5F	84"l x 30"w x 29"h	20 1/16"l x 18"w x 27 3/4"h	Laminate	9,445	42631/5F	84"l x 30"w x 29"h	20 1/16"l x 18"w x 27 3/4"h	Laminate	9,605
42652/2F	90"l x 30"w x 29"h	20 1/16"l x 18"w x 27 3/4"h	Veneer	11,080	42632/2F	90"l x 30"w x 29"h	20 1/16"l x 18"w x 27 3/4"h	Veneer	11,275
42652/5F	90"l x 30"w x 29"h	20 1/16"l x 18"w x 27 3/4"h	Laminate	9,900	42632/5F	90"l x 30"w x 29"h	20 1/16"l x 18"w x 27 3/4"h	Laminate	10,065
42653/2F	60"l x 36"w x 29"h	20 1/16"l x 18"w x 27 3/4"h	Veneer	9,480	42633/2F	60"l x 36"w x 29"h	20 1/16"l x 18"w x 27 3/4"h	Veneer	9,650
42653/5F	60"l x 36"w x 29"h	20 1/16"l x 18"w x 27 3/4"h	Laminate	8,545	42633/5F	60"l x 36"w x 29"h	20 1/16"l x 18"w x 27 3/4"h	Laminate	8,680
42654/2F	66"l x 36"w x 29"h	20 1/16"l x 18"w x 27 3/4"h	Veneer	10,125	42634/2F	66"l x 36"w x 29"h	20 1/16"l x 18"w x 27 3/4"h	Veneer	10,300
42654/5F	66"l x 36"w x 29"h	20 1/16"l x 18"w x 27 3/4"h	Laminate	9,090	42634/5F	66"l x 36"w x 29"h	20 1/16"l x 18"w x 27 3/4"h	Laminate	9,235
42655/2F	72"l x 36"w x 29"h	20 1/16"l x 18"w x 27 3/4"h	Veneer	10,755	42635/2F	72"l x 36"w x 29"h	20 1/16"l x 18"w x 27 3/4"h	Veneer	10,950
42655/5F	72"l x 36"w x 29"h	20 1/16"l x 18"w x 27 3/4"h	Laminate	9,635	42635/5F	72"l x 36"w x 29"h	20 1/16"l x 18"w x 27 3/4"h	Laminate	9,790
42656/2F	78"l x 36"w x 29"h	20 1/16"l x 18"w x 27 3/4"h	Veneer	11,390	42636/2F	78"l x 36"w x 29"h	20 1/16"l x 18"w x 27 3/4"h	Veneer	11,600
42656/5F	78"l x 36"w x 29"h	20 1/16"l x 18"w x 27 3/4"h	Laminate	10,165	42636/5F	78"l x 36"w x 29"h	20 1/16"l x 18"w x 27 3/4"h	Laminate	10,350
42657/2F	84"l x 36"w x 29"h	20 1/16"l x 18"w x 27 3/4"h	Veneer	12,020	42637/2F	84"l x 36"w x 29"h	20 1/16"l x 18"w x 27 3/4"h	Veneer	12,250
42657/5F	84"l x 36"w x 29"h	20 1/16"l x 18"w x 27 3/4"h	Laminate	10,720	42637/5F	84"l x 36"w x 29"h	20 1/16"l x 18"w x 27 3/4"h	Laminate	10,905
42658/2F	90"l x 36"w x 29"h	20 1/16"l x 18"w x 27 3/4"h	Veneer	12,660	42638/2F	90"l x 36"w x 29"h	20 1/16"l x 18"w x 27 3/4"h	Veneer	12,890
42658/5F	90"l x 36"w x 29"h	20 1/16"l x 18"w x 27 3/4"h	Laminate	11,250	42638/5F	90"l x 36"w x 29"h	20 1/16"l x 18"w x 27 3/4"h	Laminate	11,455

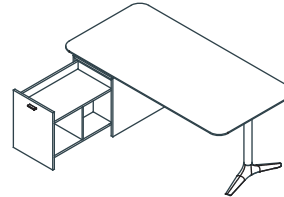
Note: Fixed height desk is mounted to case

GATEWAY™ ALL-IN-ONE ELEMENTS

**Rectangle Top
Large Drawer, Fixed Height: 29"**



**Rectangle Top with Soft Corners
Large Drawer, Fixed Height: 29"**

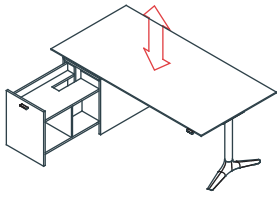


Model Number	Table Dimensions	Case Dimensions	Top/Case Finish	List Price	Model Number	Table Dimensions	Case Dimensions	Top/Case Finish	List Price
42561/2F	60"l x 24"w x 29"h	23½"l x 18"w x 22 ⅞"h	Veneer	8,250	42541/2F	60"l x 24"w x 29"h	23½"l x 18"w x 22 ⅞"h	Veneer	8,355
42561/5F	60"l x 24"w x 29"h	23½"l x 18"w x 22 ⅞"h	Laminate	7,625	42541/5F	60"l x 24"w x 29"h	23½"l x 18"w x 22 ⅞"h	Laminate	7,715
42562/2F	66"l x 24"w x 29"h	23½"l x 18"w x 22 ⅞"h	Veneer	8,670	42542/2F	66"l x 24"w x 29"h	23½"l x 18"w x 22 ⅞"h	Veneer	8,790
42562/5F	66"l x 24"w x 29"h	23½"l x 18"w x 22 ⅞"h	Laminate	7,980	42542/5F	66"l x 24"w x 29"h	23½"l x 18"w x 22 ⅞"h	Laminate	8,080
42563/2F	72"l x 24"w x 29"h	23½"l x 18"w x 22 ⅞"h	Veneer	9,095	42543/2F	72"l x 24"w x 29"h	23½"l x 18"w x 22 ⅞"h	Veneer	9,225
42563/5F	72"l x 24"w x 29"h	23½"l x 18"w x 22 ⅞"h	Laminate	8,340	42543/5F	72"l x 24"w x 29"h	23½"l x 18"w x 22 ⅞"h	Laminate	8,455
42564/2F	78"l x 24"w x 29"h	23½"l x 18"w x 22 ⅞"h	Veneer	9,520	42544/2F	78"l x 24"w x 29"h	23½"l x 18"w x 22 ⅞"h	Veneer	9,655
42564/5F	78"l x 24"w x 29"h	23½"l x 18"w x 22 ⅞"h	Laminate	8,700	42544/5F	78"l x 24"w x 29"h	23½"l x 18"w x 22 ⅞"h	Laminate	8,820
42565/2F	84"l x 24"w x 29"h	23½"l x 18"w x 22 ⅞"h	Veneer	9,940	42545/2F	84"l x 24"w x 29"h	23½"l x 18"w x 22 ⅞"h	Veneer	10,095
42565/5F	84"l x 24"w x 29"h	23½"l x 18"w x 22 ⅞"h	Laminate	9,070	42545/5F	84"l x 24"w x 29"h	23½"l x 18"w x 22 ⅞"h	Laminate	9,200
42566/2F	90"l x 24"w x 29"h	23½"l x 18"w x 22 ⅞"h	Veneer	10,360	42546/2F	90"l x 24"w x 29"h	23½"l x 18"w x 22 ⅞"h	Veneer	10,525
42566/5F	90"l x 24"w x 29"h	23½"l x 18"w x 22 ⅞"h	Laminate	9,425	42546/5F	90"l x 24"w x 29"h	23½"l x 18"w x 22 ⅞"h	Laminate	9,555
42567/2F	60"l x 30"w x 29"h	23½"l x 18"w x 22 ⅞"h	Veneer	9,310	42547/2F	60"l x 30"w x 29"h	23½"l x 18"w x 22 ⅞"h	Veneer	9,445
42567/5F	60"l x 30"w x 29"h	23½"l x 18"w x 22 ⅞"h	Laminate	8,530	42547/5F	60"l x 30"w x 29"h	23½"l x 18"w x 22 ⅞"h	Laminate	8,640
42568/2F	66"l x 30"w x 29"h	23½"l x 18"w x 22 ⅞"h	Veneer	9,835	42548/2F	66"l x 30"w x 29"h	23½"l x 18"w x 22 ⅞"h	Veneer	9,990
42568/5F	66"l x 30"w x 29"h	23½"l x 18"w x 22 ⅞"h	Laminate	8,975	42548/5F	66"l x 30"w x 29"h	23½"l x 18"w x 22 ⅞"h	Laminate	9,100
42569/2F	72"l x 30"w x 29"h	23½"l x 18"w x 22 ⅞"h	Veneer	10,360	42549/2F	72"l x 30"w x 29"h	23½"l x 18"w x 22 ⅞"h	Veneer	10,525
42569/5F	72"l x 30"w x 29"h	23½"l x 18"w x 22 ⅞"h	Laminate	9,425	42549/5F	72"l x 30"w x 29"h	23½"l x 18"w x 22 ⅞"h	Laminate	9,555
42570/2F	78"l x 30"w x 29"h	23½"l x 18"w x 22 ⅞"h	Veneer	10,895	42550/2F	78"l x 30"w x 29"h	23½"l x 18"w x 22 ⅞"h	Veneer	11,065
42570/5F	78"l x 30"w x 29"h	23½"l x 18"w x 22 ⅞"h	Laminate	9,880	42550/5F	78"l x 30"w x 29"h	23½"l x 18"w x 22 ⅞"h	Laminate	10,020
42571/2F	84"l x 30"w x 29"h	23½"l x 18"w x 22 ⅞"h	Veneer	11,415	42551/2F	84"l x 30"w x 29"h	23½"l x 18"w x 22 ⅞"h	Veneer	11,610
42571/5F	84"l x 30"w x 29"h	23½"l x 18"w x 22 ⅞"h	Laminate	10,325	42551/5F	84"l x 30"w x 29"h	23½"l x 18"w x 22 ⅞"h	Laminate	10,490
42572/2F	90"l x 30"w x 29"h	23½"l x 18"w x 22 ⅞"h	Veneer	11,955	42552/2F	90"l x 30"w x 29"h	23½"l x 18"w x 22 ⅞"h	Veneer	12,150
42572/5F	90"l x 30"w x 29"h	23½"l x 18"w x 22 ⅞"h	Laminate	10,770	42552/5F	90"l x 30"w x 29"h	23½"l x 18"w x 22 ⅞"h	Laminate	10,945
42573/2F	60"l x 36"w x 29"h	31½"l x 18"w x 22 ⅞"h	Veneer	10,360	42553/2F	60"l x 36"w x 29"h	31½"l x 18"w x 22 ⅞"h	Veneer	10,525
42573/5F	60"l x 36"w x 29"h	31½"l x 18"w x 22 ⅞"h	Laminate	9,425	42553/5F	60"l x 36"w x 29"h	31½"l x 18"w x 22 ⅞"h	Laminate	9,555
42574/2F	66"l x 36"w x 29"h	31½"l x 18"w x 22 ⅞"h	Veneer	10,995	42554/2F	66"l x 36"w x 29"h	31½"l x 18"w x 22 ⅞"h	Veneer	11,175
42574/5F	66"l x 36"w x 29"h	31½"l x 18"w x 22 ⅞"h	Laminate	9,960	42554/5F	66"l x 36"w x 29"h	31½"l x 18"w x 22 ⅞"h	Laminate	10,120
42575/2F	72"l x 36"w x 29"h	31½"l x 18"w x 22 ⅞"h	Veneer	11,630	42555/2F	72"l x 36"w x 29"h	31½"l x 18"w x 22 ⅞"h	Veneer	11,830
42575/5F	72"l x 36"w x 29"h	31½"l x 18"w x 22 ⅞"h	Laminate	10,510	42555/5F	72"l x 36"w x 29"h	31½"l x 18"w x 22 ⅞"h	Laminate	10,670
42576/2F	78"l x 36"w x 29"h	31½"l x 18"w x 22 ⅞"h	Veneer	12,260	42556/2F	78"l x 36"w x 29"h	31½"l x 18"w x 22 ⅞"h	Veneer	12,470
42576/5F	78"l x 36"w x 29"h	31½"l x 18"w x 22 ⅞"h	Laminate	11,045	42556/5F	78"l x 36"w x 29"h	31½"l x 18"w x 22 ⅞"h	Laminate	11,220
42577/2F	84"l x 36"w x 29"h	31½"l x 18"w x 22 ⅞"h	Veneer	12,900	42557/2F	84"l x 36"w x 29"h	31½"l x 18"w x 22 ⅞"h	Veneer	13,120
42577/5F	84"l x 36"w x 29"h	31½"l x 18"w x 22 ⅞"h	Laminate	11,595	42557/5F	84"l x 36"w x 29"h	31½"l x 18"w x 22 ⅞"h	Laminate	11,780
42578/2F	90"l x 36"w x 29"h	31½"l x 18"w x 22 ⅞"h	Veneer	13,530	42558/2F	90"l x 36"w x 29"h	31½"l x 18"w x 22 ⅞"h	Veneer	13,770
42578/5F	90"l x 36"w x 29"h	31½"l x 18"w x 22 ⅞"h	Laminate	12,125	42558/5F	90"l x 36"w x 29"h	31½"l x 18"w x 22 ⅞"h	Laminate	12,335

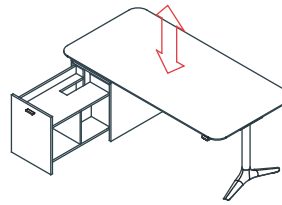
Note: Fixed height desk is mounted to case

GATEWAY™ ALL-IN-ONE ELEMENTS

**Rectangle Top
Large Drawer, Height Adjustable:**



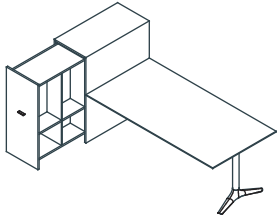
**Rectangle Top with Soft Corners
Large Drawer, Height Adjustable:**



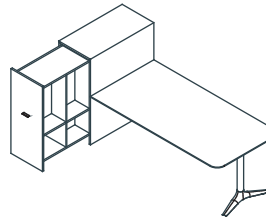
Model Number	Table Dimensions	Case Dimensions	Top/Case Finish	List Price	Model Number	Table Dimensions	Case Dimensions	Top/Case Finish	List Price
42521/2A	60"l x 24"w x 27-53"h	23½"l x 18"w x 22 ⅞"h	Veneer	10,755	42501/2A	60"l x 24"w x 27-53"h	23½"l x 18"w x 22 ⅞"h	Veneer	10,860
42521/5A	60"l x 24"w x 27-53"h	23½"l x 18"w x 22 ⅞"h	Laminate	10,130	42501/5A	60"l x 24"w x 27-53"h	23½"l x 18"w x 22 ⅞"h	Laminate	10,220
42522/2A	66"l x 24"w x 27-53"h	23½"l x 18"w x 22 ⅞"h	Veneer	11,175	42502/2A	66"l x 24"w x 27-53"h	23½"l x 18"w x 22 ⅞"h	Veneer	11,295
42522/5A	66"l x 24"w x 27-53"h	23½"l x 18"w x 22 ⅞"h	Laminate	10,490	42502/5A	66"l x 24"w x 27-53"h	23½"l x 18"w x 22 ⅞"h	Laminate	10,580
42523/2A	72"l x 24"w x 27-53"h	23½"l x 18"w x 22 ⅞"h	Veneer	11,605	42503/2A	72"l x 24"w x 27-53"h	23½"l x 18"w x 22 ⅞"h	Veneer	11,735
42523/5A	72"l x 24"w x 27-53"h	23½"l x 18"w x 22 ⅞"h	Laminate	10,850	42503/5A	72"l x 24"w x 27-53"h	23½"l x 18"w x 22 ⅞"h	Laminate	10,965
42524/2A	78"l x 24"w x 27-53"h	23½"l x 18"w x 22 ⅞"h	Veneer	12,015	42504/2A	78"l x 24"w x 27-53"h	23½"l x 18"w x 22 ⅞"h	Veneer	12,155
42524/5A	78"l x 24"w x 27-53"h	23½"l x 18"w x 22 ⅞"h	Laminate	11,205	42504/5A	78"l x 24"w x 27-53"h	23½"l x 18"w x 22 ⅞"h	Laminate	11,325
42525/2A	84"l x 24"w x 27-53"h	23½"l x 18"w x 22 ⅞"h	Veneer	12,445	42505/2A	84"l x 24"w x 27-53"h	23½"l x 18"w x 22 ⅞"h	Veneer	12,595
42525/5A	84"l x 24"w x 27-53"h	23½"l x 18"w x 22 ⅞"h	Laminate	11,570	42505/5A	84"l x 24"w x 27-53"h	23½"l x 18"w x 22 ⅞"h	Laminate	11,710
42526/2A	90"l x 24"w x 27-53"h	23½"l x 18"w x 22 ⅞"h	Veneer	12,865	42506/2A	90"l x 24"w x 27-53"h	23½"l x 18"w x 22 ⅞"h	Veneer	13,035
42526/5A	90"l x 24"w x 27-53"h	23½"l x 18"w x 22 ⅞"h	Laminate	11,930	42506/5A	90"l x 24"w x 27-53"h	23½"l x 18"w x 22 ⅞"h	Laminate	12,065
42527/2A	60"l x 30"w x 27-53"h	23½"l x 18"w x 22 ⅞"h	Veneer	11,815	42507/2A	60"l x 30"w x 27-53"h	23½"l x 18"w x 22 ⅞"h	Veneer	11,955
42527/5A	60"l x 30"w x 27-53"h	23½"l x 18"w x 22 ⅞"h	Laminate	11,025	42507/5A	60"l x 30"w x 27-53"h	23½"l x 18"w x 22 ⅞"h	Laminate	11,150
42528/2A	66"l x 30"w x 27-53"h	23½"l x 18"w x 22 ⅞"h	Veneer	12,340	42508/2A	66"l x 30"w x 27-53"h	23½"l x 18"w x 22 ⅞"h	Veneer	12,485
42528/5A	66"l x 30"w x 27-53"h	23½"l x 18"w x 22 ⅞"h	Laminate	11,485	42508/5A	66"l x 30"w x 27-53"h	23½"l x 18"w x 22 ⅞"h	Laminate	11,610
42529/2A	72"l x 30"w x 27-53"h	23½"l x 18"w x 22 ⅞"h	Veneer	12,865	42509/2A	72"l x 30"w x 27-53"h	23½"l x 18"w x 22 ⅞"h	Veneer	13,035
42529/5A	72"l x 30"w x 27-53"h	23½"l x 18"w x 22 ⅞"h	Laminate	11,930	42509/5A	72"l x 30"w x 27-53"h	23½"l x 18"w x 22 ⅞"h	Laminate	12,065
42530/2A	78"l x 30"w x 27-53"h	23½"l x 18"w x 22 ⅞"h	Veneer	13,400	42510/2A	78"l x 30"w x 27-53"h	23½"l x 18"w x 22 ⅞"h	Veneer	13,575
42530/5A	78"l x 30"w x 27-53"h	23½"l x 18"w x 22 ⅞"h	Laminate	12,375	42510/5A	78"l x 30"w x 27-53"h	23½"l x 18"w x 22 ⅞"h	Laminate	12,525
42531/2A	84"l x 30"w x 27-53"h	23½"l x 18"w x 22 ⅞"h	Veneer	13,925	42511/2A	84"l x 30"w x 27-53"h	23½"l x 18"w x 22 ⅞"h	Veneer	14,105
42531/5A	84"l x 30"w x 27-53"h	23½"l x 18"w x 22 ⅞"h	Laminate	12,830	42511/5A	84"l x 30"w x 27-53"h	23½"l x 18"w x 22 ⅞"h	Laminate	12,990
42532/2A	90"l x 30"w x 27-53"h	23½"l x 18"w x 22 ⅞"h	Veneer	14,455	42512/2A	90"l x 30"w x 27-53"h	23½"l x 18"w x 22 ⅞"h	Veneer	14,655
42532/5A	90"l x 30"w x 27-53"h	23½"l x 18"w x 22 ⅞"h	Laminate	13,280	42512/5A	90"l x 30"w x 27-53"h	23½"l x 18"w x 22 ⅞"h	Laminate	13,450
42533/2A	60"l x 36"w x 27-53"h	31½"l x 18"w x 22 ⅞"h	Veneer	12,865	42513/2A	60"l x 36"w x 27-53"h	31½"l x 18"w x 22 ⅞"h	Veneer	13,035
42533/5A	60"l x 36"w x 27-53"h	31½"l x 18"w x 22 ⅞"h	Laminate	11,930	42513/5A	60"l x 36"w x 27-53"h	31½"l x 18"w x 22 ⅞"h	Laminate	12,065
42534/2A	66"l x 36"w x 27-53"h	31½"l x 18"w x 22 ⅞"h	Veneer	13,500	42514/2A	66"l x 36"w x 27-53"h	31½"l x 18"w x 22 ⅞"h	Veneer	13,685
42534/5A	66"l x 36"w x 27-53"h	31½"l x 18"w x 22 ⅞"h	Laminate	12,470	42514/5A	66"l x 36"w x 27-53"h	31½"l x 18"w x 22 ⅞"h	Laminate	12,620
42535/2A	72"l x 36"w x 27-53"h	31½"l x 18"w x 22 ⅞"h	Veneer	14,140	42515/2A	72"l x 36"w x 27-53"h	31½"l x 18"w x 22 ⅞"h	Veneer	14,325
42535/5A	72"l x 36"w x 27-53"h	31½"l x 18"w x 22 ⅞"h	Laminate	13,005	42515/5A	72"l x 36"w x 27-53"h	31½"l x 18"w x 22 ⅞"h	Laminate	13,175
42536/2A	78"l x 36"w x 27-53"h	31½"l x 18"w x 22 ⅞"h	Veneer	14,765	42516/2A	78"l x 36"w x 27-53"h	31½"l x 18"w x 22 ⅞"h	Veneer	14,975
42536/5A	78"l x 36"w x 27-53"h	31½"l x 18"w x 22 ⅞"h	Laminate	13,540	42516/5A	78"l x 36"w x 27-53"h	31½"l x 18"w x 22 ⅞"h	Laminate	13,725
42537/2A	84"l x 36"w x 27-53"h	31½"l x 18"w x 22 ⅞"h	Veneer	15,400	42517/2A	84"l x 36"w x 27-53"h	31½"l x 18"w x 22 ⅞"h	Veneer	15,625
42537/5A	84"l x 36"w x 27-53"h	31½"l x 18"w x 22 ⅞"h	Laminate	14,090	42517/5A	84"l x 36"w x 27-53"h	31½"l x 18"w x 22 ⅞"h	Laminate	14,290
42538/2A	90"l x 36"w x 27-53"h	31½"l x 18"w x 22 ⅞"h	Veneer	16,035	42518/2A	90"l x 36"w x 27-53"h	31½"l x 18"w x 22 ⅞"h	Veneer	16,270
42538/5A	90"l x 36"w x 27-53"h	31½"l x 18"w x 22 ⅞"h	Laminate	14,635	42518/5A	90"l x 36"w x 27-53"h	31½"l x 18"w x 22 ⅞"h	Laminate	14,840

GATEWAY™ ALL-IN-ONE ELEMENTS

**Rectangle Top
XL Drawer, Fixed Height: 29"**



**Rectangle Top with Soft Corners
XL Drawer, Fixed Height: 29"**

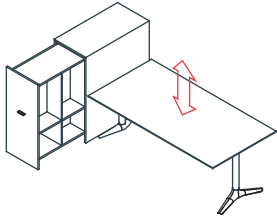


Model Number	Table Dimensions	Case Dimensions	Top/Case Finish	List Price	Model Number	Table Dimensions	Case Dimensions	Top/Case Finish	List Price
42721/2F	60"l x 24"w x 29"h	24"l x 18"w x 48"h	Veneer	9,755	42701/2F	60"l x 24"w x 29"h	24"l x 18"w x 48"h	Veneer	9,865
42721/5F	60"l x 24"w x 29"h	24"l x 18"w x 48"h	Laminate	9,120	42701/5F	60"l x 24"w x 29"h	24"l x 18"w x 48"h	Laminate	9,220
42722/2F	66"l x 24"w x 29"h	24"l x 18"w x 48"h	Veneer	10,170	42702/2F	66"l x 24"w x 29"h	24"l x 18"w x 48"h	Veneer	10,290
42722/5F	66"l x 24"w x 29"h	24"l x 18"w x 48"h	Laminate	9,480	42702/5F	66"l x 24"w x 29"h	24"l x 18"w x 48"h	Laminate	9,580
42723/2F	72"l x 24"w x 29"h	24"l x 18"w x 48"h	Veneer	10,600	42703/2F	72"l x 24"w x 29"h	24"l x 18"w x 48"h	Veneer	10,735
42723/5F	72"l x 24"w x 29"h	24"l x 18"w x 48"h	Laminate	9,845	42703/5F	72"l x 24"w x 29"h	24"l x 18"w x 48"h	Laminate	9,955
42724/2F	78"l x 24"w x 29"h	24"l x 18"w x 48"h	Veneer	11,015	42704/2F	78"l x 24"w x 29"h	24"l x 18"w x 48"h	Veneer	11,160
42724/5F	78"l x 24"w x 29"h	24"l x 18"w x 48"h	Laminate	10,205	42704/5F	78"l x 24"w x 29"h	24"l x 18"w x 48"h	Laminate	10,325
42725/2F	84"l x 24"w x 29"h	24"l x 18"w x 48"h	Veneer	11,440	42705/2F	84"l x 24"w x 29"h	24"l x 18"w x 48"h	Veneer	11,600
42725/5F	84"l x 24"w x 29"h	24"l x 18"w x 48"h	Laminate	10,565	42705/5F	84"l x 24"w x 29"h	24"l x 18"w x 48"h	Laminate	10,695
42726/2F	90"l x 24"w x 29"h	24"l x 18"w x 48"h	Veneer	11,860	42706/2F	90"l x 24"w x 29"h	24"l x 18"w x 48"h	Veneer	12,020
42726/5F	90"l x 24"w x 29"h	24"l x 18"w x 48"h	Laminate	10,930	42706/5F	90"l x 24"w x 29"h	24"l x 18"w x 48"h	Laminate	11,060
42727/2F	60"l x 30"w x 29"h	30"l x 18"w x 48"h	Veneer	10,805	42707/2F	60"l x 30"w x 29"h	30"l x 18"w x 48"h	Veneer	10,950
42727/5F	60"l x 30"w x 29"h	30"l x 18"w x 48"h	Laminate	10,025	42707/5F	60"l x 30"w x 29"h	30"l x 18"w x 48"h	Laminate	10,140
42728/2F	66"l x 30"w x 29"h	30"l x 18"w x 48"h	Veneer	11,335	42708/2F	66"l x 30"w x 29"h	30"l x 18"w x 48"h	Veneer	11,490
42728/5F	66"l x 30"w x 29"h	30"l x 18"w x 48"h	Laminate	10,485	42708/5F	66"l x 30"w x 29"h	30"l x 18"w x 48"h	Laminate	10,605
42729/2F	72"l x 30"w x 29"h	30"l x 18"w x 48"h	Veneer	11,860	42709/2F	72"l x 30"w x 29"h	30"l x 18"w x 48"h	Veneer	12,020
42729/5F	72"l x 30"w x 29"h	30"l x 18"w x 48"h	Laminate	10,930	42709/5F	72"l x 30"w x 29"h	30"l x 18"w x 48"h	Laminate	11,060
42730/2F	78"l x 30"w x 29"h	30"l x 18"w x 48"h	Veneer	12,390	42710/2F	78"l x 30"w x 29"h	30"l x 18"w x 48"h	Veneer	12,570
42730/5F	78"l x 30"w x 29"h	30"l x 18"w x 48"h	Laminate	11,380	42710/5F	78"l x 30"w x 29"h	30"l x 18"w x 48"h	Laminate	11,525
42731/2F	84"l x 30"w x 29"h	30"l x 18"w x 48"h	Veneer	12,925	42711/2F	84"l x 30"w x 29"h	30"l x 18"w x 48"h	Veneer	13,105
42731/5F	84"l x 30"w x 29"h	30"l x 18"w x 48"h	Laminate	11,830	42711/5F	84"l x 30"w x 29"h	30"l x 18"w x 48"h	Laminate	11,990
42732/2F	90"l x 30"w x 29"h	30"l x 18"w x 48"h	Veneer	13,455	42712/2F	90"l x 30"w x 29"h	30"l x 18"w x 48"h	Veneer	13,650
42732/5F	90"l x 30"w x 29"h	30"l x 18"w x 48"h	Laminate	12,270	42712/5F	90"l x 30"w x 29"h	30"l x 18"w x 48"h	Laminate	12,445
42733/2F	60"l x 36"w x 29"h	36"l x 18"w x 48"h	Veneer	11,860	42713/2F	60"l x 36"w x 29"h	36"l x 18"w x 48"h	Veneer	12,020
42733/5F	60"l x 36"w x 29"h	36"l x 18"w x 48"h	Laminate	10,930	42713/5F	60"l x 36"w x 29"h	36"l x 18"w x 48"h	Laminate	11,060
42734/2F	66"l x 36"w x 29"h	36"l x 18"w x 48"h	Veneer	12,495	42714/2F	66"l x 36"w x 29"h	36"l x 18"w x 48"h	Veneer	12,675
42734/5F	66"l x 36"w x 29"h	36"l x 18"w x 48"h	Laminate	11,465	42714/5F	66"l x 36"w x 29"h	36"l x 18"w x 48"h	Laminate	11,620
42735/2F	72"l x 36"w x 29"h	36"l x 18"w x 48"h	Veneer	13,135	42715/2F	72"l x 36"w x 29"h	36"l x 18"w x 48"h	Veneer	13,325
42735/5F	72"l x 36"w x 29"h	36"l x 18"w x 48"h	Laminate	12,005	42715/5F	72"l x 36"w x 29"h	36"l x 18"w x 48"h	Laminate	12,175
42736/2F	78"l x 36"w x 29"h	36"l x 18"w x 48"h	Veneer	13,765	42716/2F	78"l x 36"w x 29"h	36"l x 18"w x 48"h	Veneer	13,965
42736/5F	78"l x 36"w x 29"h	36"l x 18"w x 48"h	Laminate	12,550	42716/5F	78"l x 36"w x 29"h	36"l x 18"w x 48"h	Laminate	12,725
42737/2F	84"l x 36"w x 29"h	36"l x 18"w x 48"h	Veneer	14,405	42717/2F	84"l x 36"w x 29"h	36"l x 18"w x 48"h	Veneer	14,635
42737/5F	84"l x 36"w x 29"h	36"l x 18"w x 48"h	Laminate	13,085	42717/5F	84"l x 36"w x 29"h	36"l x 18"w x 48"h	Laminate	13,285
42738/2F	90"l x 36"w x 29"h	36"l x 18"w x 48"h	Veneer	15,035	42718/2F	90"l x 36"w x 29"h	36"l x 18"w x 48"h	Veneer	15,275
42738/5F	90"l x 36"w x 29"h	36"l x 18"w x 48"h	Laminate	13,630	42718/5F	90"l x 36"w x 29"h	36"l x 18"w x 48"h	Laminate	13,835

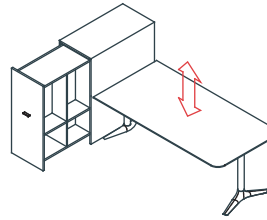
Note: Fixed height desk is mounted to case

GATEWAY™ ALL-IN-ONE ELEMENTS

Rectangle Top XL Drawer, Height Adjustable:

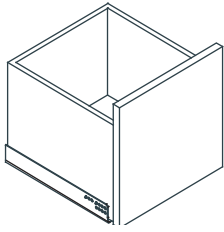


Rectangle Top with Soft Corners XL Drawer, Height Adjustable:



Model Number	Table Dimensions	Case Dimensions	Top/Case Finish	List Price	Model Number	Table Dimensions	Case Dimensions	Top/Case Finish	List Price
42681/2A	60"l x 24"w x 27-53"h	24"l x 18"w x 48"h	Veneer	12,255	42661/2A	60"l x 24"w x 27-53"h	24"l x 18"w x 48"h	Veneer	12,365
42681/5A	60"l x 24"w x 27-53"h	24"l x 18"w x 48"h	Laminate	11,630	42661/5A	60"l x 24"w x 27-53"h	24"l x 18"w x 48"h	Laminate	11,730
42682/2A	66"l x 24"w x 27-53"h	24"l x 18"w x 48"h	Veneer	12,675	42662/2A	66"l x 24"w x 27-53"h	24"l x 18"w x 48"h	Veneer	12,800
42682/5A	66"l x 24"w x 27-53"h	24"l x 18"w x 48"h	Laminate	11,990	42662/5A	66"l x 24"w x 27-53"h	24"l x 18"w x 48"h	Laminate	12,090
42683/2A	72"l x 24"w x 27-53"h	24"l x 18"w x 48"h	Veneer	13,100	42663/2A	72"l x 24"w x 27-53"h	24"l x 18"w x 48"h	Veneer	13,230
42683/5A	72"l x 24"w x 27-53"h	24"l x 18"w x 48"h	Laminate	12,350	42663/5A	72"l x 24"w x 27-53"h	24"l x 18"w x 48"h	Laminate	12,460
42684/2A	78"l x 24"w x 27-53"h	24"l x 18"w x 48"h	Veneer	13,520	42664/2A	78"l x 24"w x 27-53"h	24"l x 18"w x 48"h	Veneer	13,660
42684/5A	78"l x 24"w x 27-53"h	24"l x 18"w x 48"h	Laminate	12,705	42664/5A	78"l x 24"w x 27-53"h	24"l x 18"w x 48"h	Laminate	12,830
42685/2A	84"l x 24"w x 27-53"h	24"l x 18"w x 48"h	Veneer	13,945	42665/2A	84"l x 24"w x 27-53"h	24"l x 18"w x 48"h	Veneer	14,095
42685/5A	84"l x 24"w x 27-53"h	24"l x 18"w x 48"h	Laminate	13,070	42665/5A	84"l x 24"w x 27-53"h	24"l x 18"w x 48"h	Laminate	13,200
42686/2A	90"l x 24"w x 27-53"h	24"l x 18"w x 48"h	Veneer	14,370	42666/2A	90"l x 24"w x 27-53"h	24"l x 18"w x 48"h	Veneer	14,530
42686/5A	90"l x 24"w x 27-53"h	24"l x 18"w x 48"h	Laminate	13,425	42666/5A	90"l x 24"w x 27-53"h	24"l x 18"w x 48"h	Laminate	13,565
42687/2A	60"l x 30"w x 27-53"h	30"l x 18"w x 48"h	Veneer	13,310	42667/2A	60"l x 30"w x 27-53"h	30"l x 18"w x 48"h	Veneer	13,455
42687/5A	60"l x 30"w x 27-53"h	30"l x 18"w x 48"h	Laminate	12,530	42667/5A	60"l x 30"w x 27-53"h	30"l x 18"w x 48"h	Laminate	12,645
42688/2A	66"l x 30"w x 27-53"h	30"l x 18"w x 48"h	Veneer	13,840	42668/2A	66"l x 30"w x 27-53"h	30"l x 18"w x 48"h	Veneer	13,985
42688/5A	66"l x 30"w x 27-53"h	30"l x 18"w x 48"h	Laminate	12,985	42668/5A	66"l x 30"w x 27-53"h	30"l x 18"w x 48"h	Laminate	13,105
42689/2A	72"l x 30"w x 27-53"h	30"l x 18"w x 48"h	Veneer	14,370	42669/2A	72"l x 30"w x 27-53"h	30"l x 18"w x 48"h	Veneer	14,530
42689/5A	72"l x 30"w x 27-53"h	30"l x 18"w x 48"h	Laminate	13,425	42669/5A	72"l x 30"w x 27-53"h	30"l x 18"w x 48"h	Laminate	13,565
42690/2A	78"l x 30"w x 27-53"h	30"l x 18"w x 48"h	Veneer	14,900	42670/2A	78"l x 30"w x 27-53"h	30"l x 18"w x 48"h	Veneer	15,075
42690/5A	78"l x 30"w x 27-53"h	30"l x 18"w x 48"h	Laminate	13,880	42670/5A	78"l x 30"w x 27-53"h	30"l x 18"w x 48"h	Laminate	14,035
42691/2A	84"l x 30"w x 27-53"h	30"l x 18"w x 48"h	Veneer	15,420	42671/2A	84"l x 30"w x 27-53"h	30"l x 18"w x 48"h	Veneer	15,610
42691/5A	84"l x 30"w x 27-53"h	30"l x 18"w x 48"h	Laminate	14,325	42671/5A	84"l x 30"w x 27-53"h	30"l x 18"w x 48"h	Laminate	14,500
42692/2A	90"l x 30"w x 27-53"h	30"l x 18"w x 48"h	Veneer	15,955	42672/2A	90"l x 30"w x 27-53"h	30"l x 18"w x 48"h	Veneer	16,155
42692/5A	90"l x 30"w x 27-53"h	30"l x 18"w x 48"h	Laminate	14,775	42672/5A	90"l x 30"w x 27-53"h	30"l x 18"w x 48"h	Laminate	14,950
42693/2A	60"l x 36"w x 27-53"h	36"l x 18"w x 48"h	Veneer	14,370	42673/2A	60"l x 36"w x 27-53"h	36"l x 18"w x 48"h	Veneer	14,530
42693/5A	60"l x 36"w x 27-53"h	36"l x 18"w x 48"h	Laminate	13,425	42673/5A	60"l x 36"w x 27-53"h	36"l x 18"w x 48"h	Laminate	13,565
42694/2A	66"l x 36"w x 27-53"h	36"l x 18"w x 48"h	Veneer	15,005	42674/2A	66"l x 36"w x 27-53"h	36"l x 18"w x 48"h	Veneer	15,180
42694/5A	66"l x 36"w x 27-53"h	36"l x 18"w x 48"h	Laminate	13,965	42674/5A	66"l x 36"w x 27-53"h	36"l x 18"w x 48"h	Laminate	14,125
42695/2A	72"l x 36"w x 27-53"h	36"l x 18"w x 48"h	Veneer	15,630	42675/2A	72"l x 36"w x 27-53"h	36"l x 18"w x 48"h	Veneer	15,830
42695/5A	72"l x 36"w x 27-53"h	36"l x 18"w x 48"h	Laminate	14,515	42675/5A	72"l x 36"w x 27-53"h	36"l x 18"w x 48"h	Laminate	14,675
42696/2A	78"l x 36"w x 27-53"h	36"l x 18"w x 48"h	Veneer	16,265	42676/2A	78"l x 36"w x 27-53"h	36"l x 18"w x 48"h	Veneer	16,475
42696/5A	78"l x 36"w x 27-53"h	36"l x 18"w x 48"h	Laminate	15,050	42676/5A	78"l x 36"w x 27-53"h	36"l x 18"w x 48"h	Laminate	15,235
42697/2A	84"l x 36"w x 27-53"h	36"l x 18"w x 48"h	Veneer	16,900	42677/2A	84"l x 36"w x 27-53"h	36"l x 18"w x 48"h	Veneer	17,135
42697/5A	84"l x 36"w x 27-53"h	36"l x 18"w x 48"h	Laminate	15,595	42677/5A	84"l x 36"w x 27-53"h	36"l x 18"w x 48"h	Laminate	15,790
42698/2A	90"l x 36"w x 27-53"h	36"l x 18"w x 48"h	Veneer	17,545	42678/2A	90"l x 36"w x 27-53"h	36"l x 18"w x 48"h	Veneer	17,785
42698/5A	90"l x 36"w x 27-53"h	36"l x 18"w x 48"h	Laminate	16,135	42678/5A	90"l x 36"w x 27-53"h	36"l x 18"w x 48"h	Laminate	16,345

INTERIOR DRAWER



Model Number	List Price
42740 (Shallow Drawer)	1,605
42741 (Deep Drawer)	1,750

Product Description

This drawer is installed within the All-In-One large drawer. It provides extra storage for files or personal items. Slides are push to open, bottom mounted and soft close.

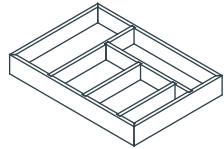
2 sizes are offered that correspond to specific case depths.

Interior dimensions:

For shallow cases: 14"l x 7 1/2"w x 8 3/4"d

For deep cases: 14"l x 12 1/4"w x 8 3/4"d

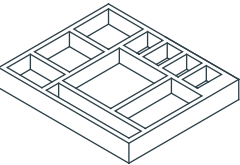
OPEN STORAGE TRAY



Height Adjustable Desk	List Price
42742/3 (For Shallow Drawer) Painted	990
42742/2 (For Shallow Drawer) Veneer	1,185
42743/3 (For Deep Drawer) Painted	1,385
42743/2 (For Deep Drawer) Veneer	1,655

This stylish storage tray offers storage for phones, glasses and other small items. Finishes are offered to either match the case veneer or painted black.

4 sizes are offered that correspond to specific case depths and whether the desk is height adjustable or fixed.



Fixed Height Desk	List Price
42744/3 (For Shallow Drawer) Painted	1,235
42744/2 (For Shallow Drawer) Veneer	1,485
42745/3 (For Deep Drawer) Painted	1,750
42745/2 (For Deep Drawer) Veneer	2,085

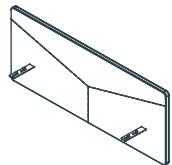
For Shallow Drawer (h-adj desk): 15"l x 9 5/8"w x 3"d

For Deep Drawer (h-adj desk): 15"l x 14"w x 3"d

For Shallow Drawer (fixed h desk): 15"l x 18 3/4"w x 3"d

For Deep Drawer (fixed h desk): 15"l x 26 5/8"w x 3"d


MODESTY PANELS



Upholstered Divider Panel	L" x	W" x	H"	Fabric Yrd	List Price	
					COM	KnollTextiles 1
42491	52"	15/16"	24"	2	920	1,150
42492	58"	15/16"	24"	2 1/2	1,010	1,300
42493	64"	15/16"	24"	2 1/2	1,095	1,385
42494	70"	15/16"	24"	3	1,185	1,530
42495	76"	15/16"	24"	3	1,275	1,620
42496	82"	15/16"	24"	3	1,360	1,710
42497	88"	15/16"	24"	4	1,445	1,910

Upholstered modesty panels with can be added to any Gateway All-In-One desk They offer privacy and sound dampening to open space applications. See page 96 for complete details.


Under desk veneer or p-lam modesty available for all desks. Panels are 6"h x table length, less 4".



L"	Finish	8" H Partial Modesty Panel	List Price	6" H Partial Modesty Panel	List Price
56"	Veneer	42780/2	805	42746/2	700
56"	P-Lam	42780/5	680	42746/5	575
62"	Veneer	42781/2	875	42747/2	760
62"	P-Lam	42781/5	720	42747/5	625
68"	Veneer	42782/2	940	42748/2	810
68"	P-Lam	42782/5	765	42748/5	665
74"	Veneer	42783/2	1,010	42749/2	880
74"	P-Lam	42783/5	810	42749/5	710
80"	Veneer	42784/2	1,085	42750/2	940
80"	P-Lam	42784/5	855	42750/5	735
86"	Veneer	42785/2	1,150	42751/2	1,005
86"	P-Lam	42785/5	915	42751/5	795

**GATEWAY™
ACCESSORIES**

VOX® PLASTIC GROMMET



Model Number	Color	List Price	Product Description
70286	Black	85	This large rectangular plastic grommet has capacity for the most demanding wire management needs. When not in use the hinged cover swings up to close the grommet. Overall dimension is 4" L x 2" W (interior clearance - 3 ⁵ / ₈ " L x 1 ⁵ / ₈ " W).
70287	Cool Gray	85	
70288	Warm Gray	85	

Available in three colors to coordinate with a variety of top finishes.

ALUMINUM GROMMET



42752	Black	255
42753	Silver	255

This large rectangular aluminum grommet provides a stylish accent to a table top while providing plenty of clearance for cables. Overall dimension is 7" L x 1²⁵/₃₂" W (interior clearance - 6³/₈" L x 1¹/₃₂" W).

Available in two colors to coordinate with a variety of top finishes.

VOX® ALUMINUM GROMMET



70277		375
-------	--	-----

- A high quality grommet option that offers a nice contrast to any top surface and are built to withstand many years of use. Made of a heavy gauge aluminum extrusion with a large access hole.
- Covers will not pull out during use. Overall dimension is 5¹/₄" L x 2¹/₄" W (interior clearance - 4³/₄" L X 2¹/₄" W).
- Available in five anodized aluminum colors: silver, champagne, light bronze, bronze and black.

GATEWAY™ ACCESSORIES

	Model Number	Color	List Price	Product Description
--	--------------	-------	------------	---------------------

Grommet for Power Cable

23416

350



- Flush aluminum grommet accommodates two 16 gauge power cables and plugs, or 6 data/voice cables and plugs.
- Finished outside diameter 1⁵/₈" , inside diameter is 1¹/₄" .
- Available in five anodized aluminum colors: silver, champagne, light bronze, bronze and black.

VOX® CABLE CONDUIT

Vox® Expandable Cable Conduit



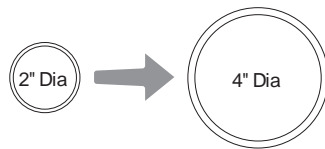
Expandable Cable Conduit for Standard Height

55024-B	Black	1,225
55024-S	Silver	1,225
55024-C	Clear	1,225

Expandable Cable Conduit for Standing Height

55024-BXL	Black	1,300
55024-SXL	Silver	1,300
55024-CXL	Clear	1,300

Note: Expandable Cable Conduit for height adjustable tables are 42" long.



The Vox® Expandable Cable Conduit is made of woven, flexible plastic wire. Its unique properties allow it to expand and contract to allow for different cable capacities.

A "U" bracket at the top attaches to the support rail. An 8" diameter counter weight is incorporated at the base which can be positioned to accommodate core drills or receptacle positions. Inside hole diameter is 3.5".

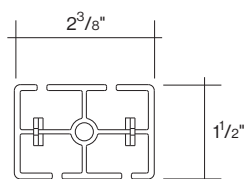
Cable capacity range is from two inches to four inches.

Shipped with extra length, the Vox expandable cable conduit can easily be shortened on site if required.

Vox® Linked Cable Conduit



55025-B	Black	1,335
55025-S	Silver	1,335
55025-C	Clear	1,335



The Vox® Linked Cable Conduit is comprised of a series of plastic elements that are divided into 4 cavities.

As an assembly it bends in a single direction but may also be rotated about its top mount.

A "U" bracket at the top attaches to the support rail.

An 8" diameter counter weight is incorporated at the base which can be positioned to accommodate core drills or receptacle positions. Inside hole diameter is 3.5".

- 2" long segments can be removed to desired length.
- Wire capacity: eighteen 16 gauge cables.

GATEWAY™ ACCESSORIES

Model Number	Color	List Price	Product Description
--------------	-------	------------	---------------------

WIRELESS CHARGER



42754		1,050
-------	--	-------

This wireless charging transmitter installs under any Corian, Wood or Stone table tops in a recessed pocket. *Not suitable for glass or metal installations* The unit is capable of charging newer smart phones and tablets equipped with wireless charging capability without any extra components.

HEIGHT ADJUSTABLE SWITCH OPTIONS



42757		75
-------	--	----

Basic Toggle Switch with up and down control functions.



42758	Black	60
42759	White	60





Flush mounted basic Toggle Switch with up and down control functions.



42760		250
-------	--	-----

Bluetooth connected, fully programmable toggle switch with digital display.

GATEWAY™ ACCESSORIES

	Model Number	List Price	Product Description
HEIGHT ADJUSTABLE TABLE RECHARGEABLE BATTERY			
	42761	855	<p>High performance Lithium-ion battery with charge indicator lights and audible alarm when charge is low.</p> <p>Compatible with all Gateway Height Adjustable Furniture.</p>
HEIGHT ADJUSTABLE FURNITURE REMOTE			
	42762	195	<p>Radio Frequency up / down control.</p> <p>Compatible with all Gateway Height Adjustable Furniture.</p>
GANGING DEVICE			
	42763	50	<p>2 Piece ganging device allows secure connection of 2 or more fixed height tables.</p> <p>Compatible with all Gateway Fixed Height Task Tables.</p>
FIXED TV BRACKET			
	72764	630	<p>Robust steel bracket allows for secure mounting of client supplied TV Wall bracket. This component is mounted flush to the underside of the table and is powder coated (PC-01) silver.</p> <p>Compatible with all Gateway Tables, *must be ordered with table</p>

nienkämpfer

GATEWAY™

LOUNGE



2026

GATEWAY™ LOUNGE

UPHOLSTERED LOUNGE ELEMENTS

Design - busk + hertzog

Upholstered Lounge Elements:

Dimensions:

- 10 basic upholstered elements make up the Gateway Lounge system.
- Convex bench element for sofa: 40" w x 24 1/2" d x 17" h
- Convex sofa element: 40" w x 29 1/2" d x 32" h
- Convex symmetric bench element: 40" w x 24 1/2" d x 17" h
- Concave bench element for sofa: 41" w x 24 1/2" d x 17" h
- Concave sofa element: 41" w x 29 1/2" d x 32" h
- Concave symmetric bench element: 40" w x 24 1/2" d x 17" h
- Straight bench for sofa element: 28" w x 24 1/2" d x 17" h
- Straight sofa element: 28" w x 24 1/2" d x 32" h
- Straight symmetric bench element: 28" w x 24 1/2" d x 17" h
- 120° corner sofa element: 28"-48" w x 29 1/2" d x 32" h

Fabrics:

Gateway Lounge elements are available in a range of both solid matching pattern and colors and contrasting combinations. COM is also acceptable in most cases (contact customer service for details).



Accessories:

Privacy Screens:

- Low and tall height integrated screens offer privacy and sound dampening to any convex, concave, straight & 120° corner sofa element.
- 120° corner sofa element standard has only one side with privacy screen, contact Customer Service if you require both sides with privacy screen.

Dimensions:

- Low height privacy screen: 34" h (for screen only), overall height with sofa is 44" h including 10" h overhang from floor.
- Tall height privacy screen: 49" h (for screen only), overall height with sofa is 59" h including 10" h overhang from floor.

Fabrics:

- Gateway Lounge Privacy Screens are available in COM and Knoll Textiles fabrics.



Screen Table:

- An optional, shallow 9" deep curved or straight table can be added to the low height privacy screen to allow for tiered seating and table top behind the sofa.
- 120° corner sofa element standard has only one side with screen table, contact Customer Service if you require both sides with screen table.

Dimensions:

- Convex/Concave Element: 42 1/2" w x 9" d x 3/4" thick
- Straight/120° Corner Element (one side only): 28" w x 9" d x 3/4" thick

Finishes:

Top is 3/4" thick with self edge available in Nienkämper standard veneers and finishes as well as plastic laminates.

Round Sofa Table:

A round table (14" dia) can also be added to any Gateway Lounge element, mounting to either front or back of the sofa or bench. The mounting bracket is silver powder coated finish as standard, other powder coat colors and chrome finish are also available with upcharge.

Dimensions: 14" dia x 3/4" thick

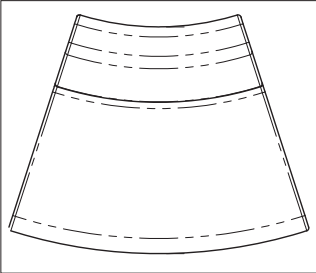
Finishes: Tops are 3/4" thick with self edge available in Nienkämper standard veneers and finishes as well as plastic laminates



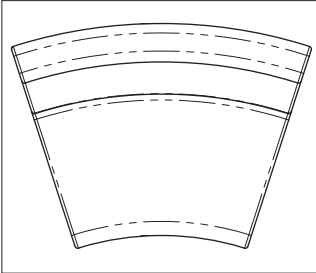
**GATEWAY™ LOUNGE
PLAN VIEW**

Gateway Lounge Elements Plan View

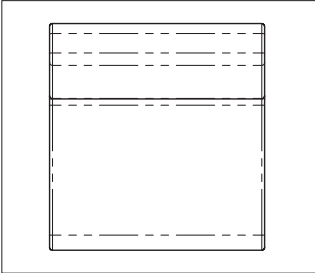
Convex Sofa



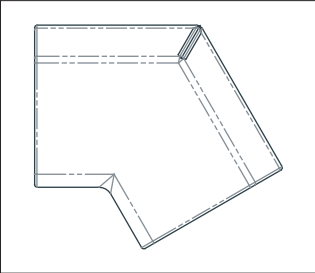
Concave Sofa



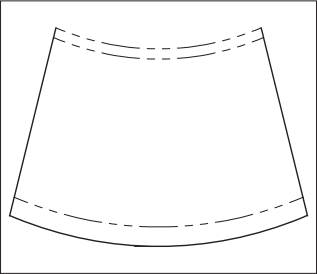
Straight Sofa



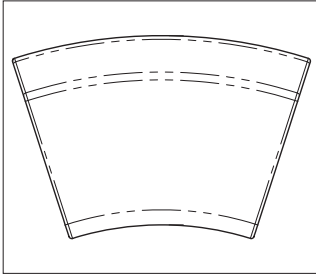
120° Corner Sofa



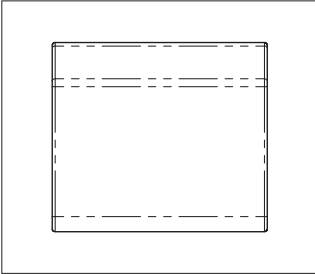
Convex Bench for Sofa



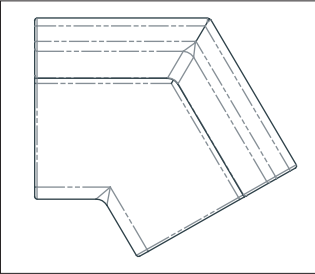
Concave Bench for Sofa



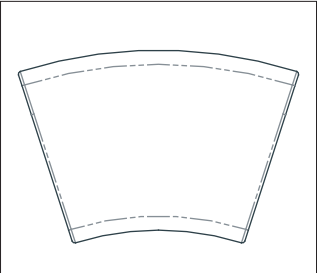
Straight Bench for Sofa



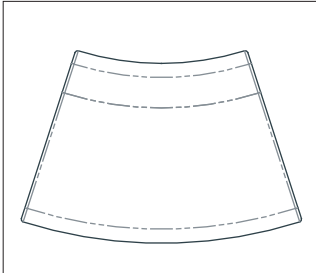
120° Corner Sofa



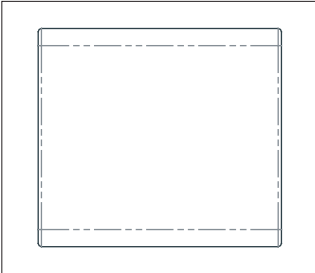
Convex Symmetric Bench



Concave Symmetric Bench



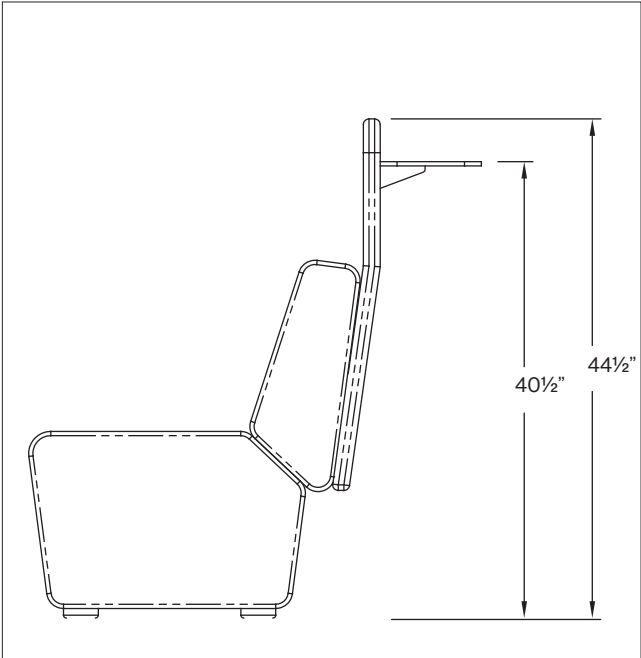
Straight Symmetric Bench



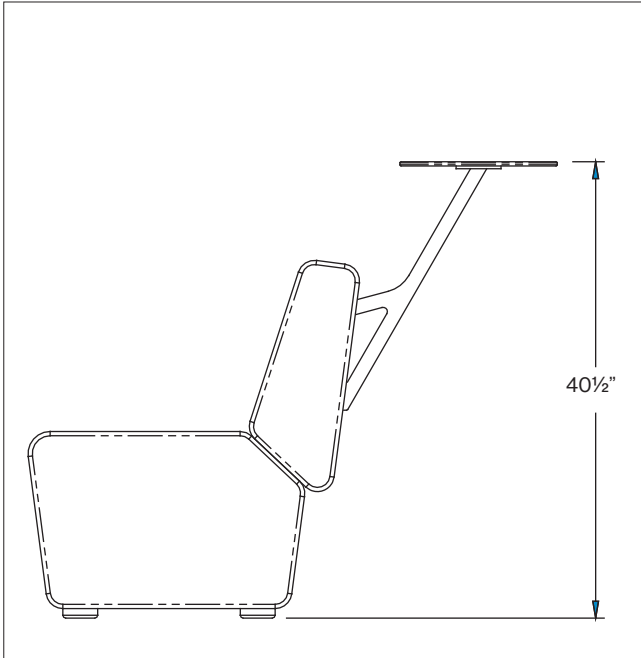
GATEWAY™ LOUNGE ELEVATION

Gateway Lounge Elements with Accessories

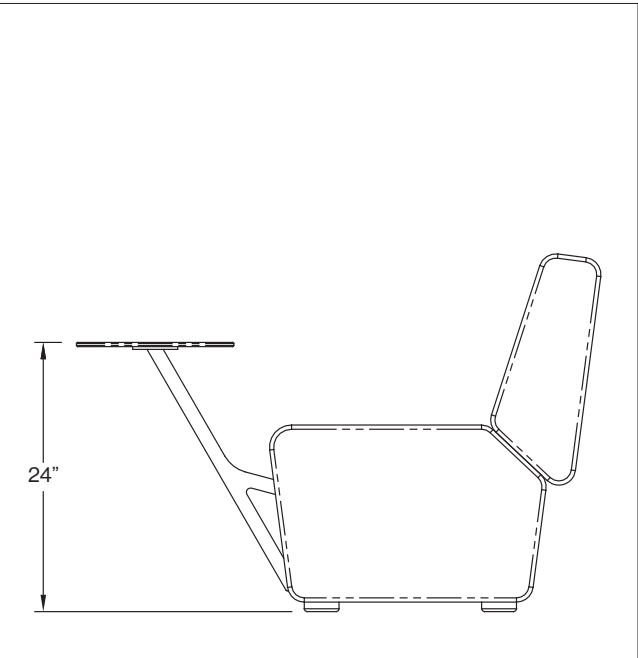
Side elevation shows Gateway Sofa with low height screen & 9" deep top



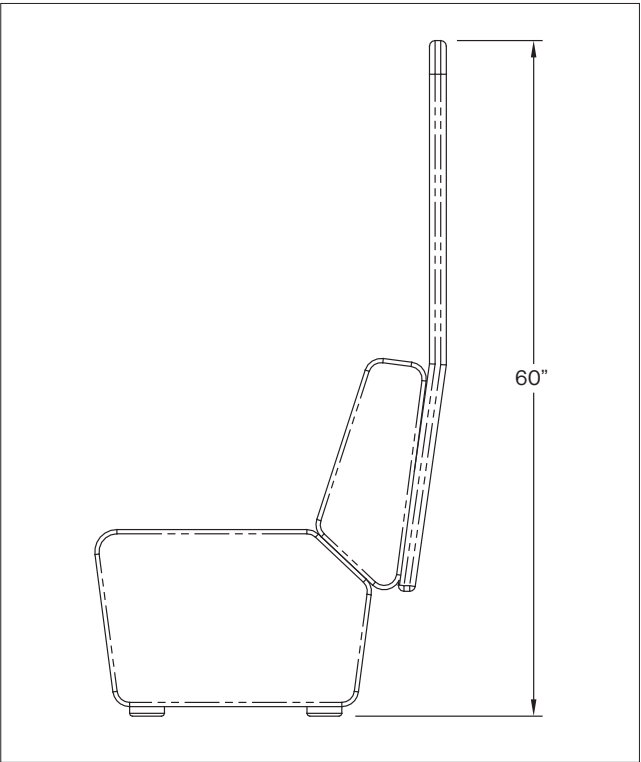
Side elevation shows Gateway Sofa with round table mounted to back



Side elevation shows Gateway Sofa with round table mounted to front

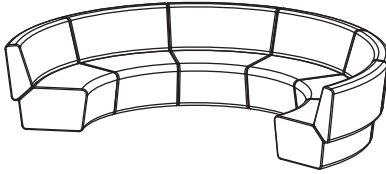
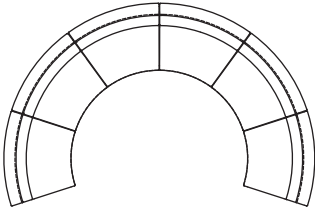


Side elevation shows Gateway Sofa with tall height screen

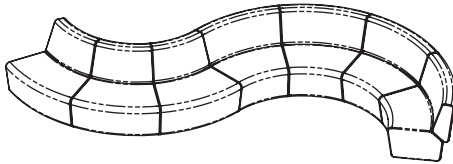
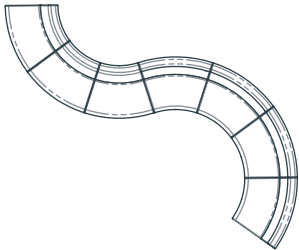


GATEWAY™ LOUNGE LAYOUT

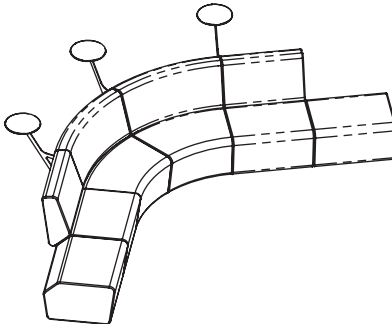
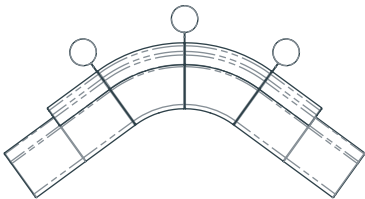
Gateway Lounge Elements Configuration




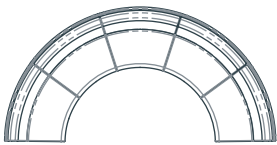
6 concave sofa elements



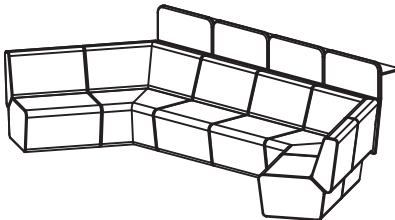
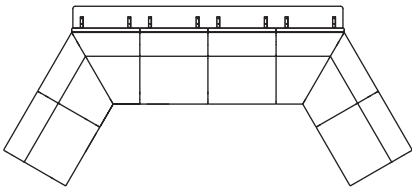
3 convex sofa elements
4 concave sofa elements



2 concave sofa elements
2 straight sofa elements
2 straight bench elements
3 round sofa tables



5 convex sofa elements
5 concave sofa elements



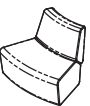





4 straight sofa elements
2 120 degree corner sofa elements
4 straight low screen with 9" deep top

GATEWAY™ LOUNGE ELEMENTS

SOFA ELEMENTS

— US ONLY —

	Model Number	Seat		Fabric				Leather		Knoll Textiles							
		H"	W"	D"	H"	Yrds.	Sq. Ft.	COM	COL	Verde	Grano	Cremoso	1	2	3	4	
CONVEX																	
SYMMETRIC BENCH ELEMENT																	
	11410	17	40	24 ⁵ / ₈	17	2 ¹ / ₄	108	2,590	2,720	3,685	3,940	4,340	2,855	3,030	3,240	3,445	
BENCH ELEMENT FOR SOFA																	
	11411	17	40	24 ⁵ / ₈	17	2 ¹ / ₄	108	2,590	2,720	3,685	3,940	4,340	2,855	3,030	3,240	3,445	
SOFA ELEMENT																	
	11412	17	40	29 ¹ / ₂	32	4 ¹ / ₂	108	4,595	4,830	6,755	7,280	8,070	5,115	5,475	5,900	6,300	
CONCAVE																	
SYMMETRIC BENCH ELEMENT																	
	11420	17	28	24 ⁵ / ₈	17	2	108	2,590	2,720	3,685	3,940	4,340	2,855	3,030	3,240	3,445	
BENCH ELEMENT FOR SOFA																	
	11413	17	28	24 ⁵ / ₈	17	2 ¹ / ₄	108	2,590	2,720	3,685	3,940	4,340	2,855	3,030	3,240	3,445	
SOFA ELEMENT																	
	11414	17	41	29 ¹ / ₂	32	4 ¹ / ₂	108	4,595	4,830	6,755	7,280	8,070	5,115	5,475	5,900	6,300	

Features:

- Gateway™ upholstered lounge elements include linear and curved modular components which enable the customer to create their own solution.
- Element styles are bench, sofa and sofa with integrated privacy screen.








GATEWAY™ LOUNGE ELEMENTS

SOFA ELEMENTS

— US ONLY —

Knoll Textiles

Model Number	Seat H"	W"	D"	H"	Fabric Yrds.	Leather Sq. Ft.	COM	COL	Verde	Grano	Cre moso	1	2	3	4	
STRAIGHT																
SYMMETRIC BENCH ELEMENT																
	11417	17	28	24 ⁵ / ₈	17	2 ¹ / ₄	108									
								2,465	2,490	3,520	3,805	4,180	2,725	2,905	3,115	3,320
BENCH ELEMENT FOR SOFA																
	11415	17	28	24 ⁵ / ₈	17	2 ¹ / ₄	108									
								2,465	2,490	3,520	3,805	4,180	2,725	2,905	3,115	3,320
SOFA ELEMENT																
	11416	17	28	29 ¹ / ₂	32	4 ¹ / ₂	108									
								4,460	4,685	6,600	7,150	7,895	4,980	5,335	5,760	6,165
120 DEGREE																
BENCH ELEMENT FOR SOFA																
	11418		34	37 ³ / ₄	17	5	216									
								4,910	4,965	7,030	7,590	2,590	5,485	5,880	6,355	6,805
SOFA ELEMENT																
	11419		38 ³ / ₄	31 ³ / ₄	32	9	216									
								8,900	9,345	13,195	14,290	15,780	9,935	10,650	11,500	12,315

Features:

- Gateway™ upholstered lounge elements include linear curved and corner modular components which enable the customer to create their own solution.
- Element styles are bench, sofa and sofa with integrated privacy screen.

GATEWAY™ LOUNGE ELEMENTS

SOFA ELEMENTS

— US ONLY —

KnollTextiles

Model Number	Seat H"	W"	D"	H"	Fabric Yrds.	Leather Sq. Ft.	COM	COL	Verde	Grano	Cremoso	1	2	3	4
--------------	---------	----	----	----	--------------	-----------------	-----	-----	-------	-------	---------	---	---	---	---

PRIVACY SCREEN

CONVEX



11421	Tall Height	42½	59	3	54		1,650	1,730	3,085	3,440	3,870	1,995	2,235	2,515	2,790
11422	Low Height	42½	44	2	36		1,360	1,425	2,310	2,555	2,855	1,595	1,750	1,940	2,125
11423	Low Height with 9" deep shelf	42½	44	2	36		1,940	2,040	2,920	3,165	3,475	2,170	2,330	2,515	2,700

CONCAVE



11424	Tall Height	42½	59	3	54		1,650	1,730	3,085	3,440	3,870	1,995	2,235	2,515	2,790
11425	Low Height	42½	44	2	36		1,360	1,425	2,310	2,555	2,855	1,595	1,750	1,940	2,125
11426	Low Height with 9" deep top	42½	44	2	36		1,940	2,040	2,920	3,165	3,475	2,170	2,330	2,515	2,700

STRAIGHT (for straight or 120° corner element)



11427	Tall Height	28	59	3	54		1,195	1,255	2,610	2,955	3,430	1,540	1,775	2,060	2,335
11428	Low Height	28	44	2	36		1,080	1,135	2,035	2,260	2,580	1,310	1,465	1,655	1,840
11429	Low Height with 9" deep top	28	44	2	36		1,490	1,560	2,465	2,685	3,000	1,720	1,875	2,065	2,250

ROUND SOFA TABLE



11431		14 dia.					1,505								
-------	--	---------	--	--	--	--	-------	--	--	--	--	--	--	--	--

Feature:

- Privacy screens can be contrasting or matching fabrics
- Table top is ¾" thick Self edge available in Nienkämper veneers & P-lam.

