

# nienkämpfer

## CONFERENCE TABLES

METRONOME COLLECTION



2026

Prices include freight charges, blanket wrapped, dock delivered, from the manufacturing source to any location in the contiguous United States. Packing and/or crating are available, if required, upcharges apply.

## veneers

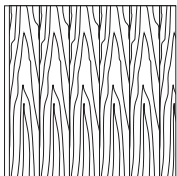
All wood surfaces are protected with a durable polyurethane clear lacquer with UV inhibitor. This finish is known for its exceptional durability, as well as abrasion, chemical, impact and scratch resistance. Standard sheen level is 45 degrees. Optional matte, 5, 10 and 35 degree sheen levels are available on request at no additional cost.

Wood Species	Order Code	Veneer/Stain	Upcharge
Maple	F-01	Natural Maple	No upcharge applies.
	F-02	Natural Curly Maple - Rotary Cut	Add 15%.
	F-03	Natural Bird's Eye Maple - Rotary Cut	Call Customer Service for pricing.
	F-04	Maple Stained Pear	No upcharge applies.
Cherry	F-05	Natural Cherry	No upcharge applies.
	F-06	Standard Cherry	No upcharge applies.
	F-07	Cherry Stained Amber	No upcharge applies.
	F-08	Cherry Stained Auburn	No upcharge applies.
	F-09	Cherry Stained Burgundy	No upcharge applies.
Mahogany	F-10	Light Mahogany	No upcharge applies.
	F-11	Medium Mahogany	No upcharge applies.
	F-12	Dark Mahogany	No upcharge applies.
	F-13	Red Mahogany	No upcharge applies.
Anagre	F-14	Natural Figured Anagre - Qtr. Cut Book-Match	Add 15%.
	F-15	Figured Anagre Stained Amber - Qtr. Cut Book-Match	Add 15%.
Sycamore	F-16	Natural Figured Sycamore - Qtr. Cut Book-Match	Add 15%.
Walnut	F-17	Burnt Walnut	No upcharge applies.
	F-19	Natural Walnut- Flat Cut Book-Match	No upcharge applies.
	F-19FM	Natural Walnut- Flat Cut Book-Match (matte sheen)	No upcharge applies.
	F-27F	Creamy Walnut- Flat Cut Book-Match (10° sheen)	No upcharge applies.
	F-27R	Creamy Walnut - Rift Cut Slip-Match (10° sheen)	Add 5%
	F-28	Tawny Walnut	No upcharge applies.
	F-31FM	Autumn Walnut- Flat Cut Book-Match (matte sheen)	No upcharge applies.
	F-31RM	Autumn Walnut - Rift Cut Slip-Match (matte sheen)	Add 5%
Oak	F-18F	Natural White Oak - Flat Cut Book-Match (10° sheen)	No upcharge applies.
	F-18R	Natural White Oak - Rift Cut Slip-Match (10° sheen)	Add 5%
	F-26	Charcoal Ash On Oak- Flat Cut Book- Match (10° sheen)	No upcharge applies.
	F-29F	Smoky Oak - Flat Cut Book-Match	No upcharge applies.
	F-29R	Smoky Oak - Rift Cut Slip-Match	Add 5%
	F-29FM	Smoky Oak - Flat Cut Book-Match (matte sheen)	No upcharge applies.
	F-29RM	Smoky Oak - Rift Cut Slip-Match (matte sheen)	Add 5%
	F-30FM	Whisper White Oak - Flat Cut Book-Match (matte sheen)	No upcharge applies.
	F-30RM	Whisper White Oak - Rift Cut Slip-Match (matte sheen)	Add 5%
	F-32FM	Cotton White Oak - Flat Cut Book-Match (matte sheen)	No upcharge applies.
F-32RM	Cotton White Oak - Rift Cut Slip-Match (matte sheen)	Add 5%	
Sapele – Ribbon Stripe	F-20	Natural Ribbon Strip Sapele - Qtr. Cut Slip-Match	No upcharge applies.
Moabi (Cherry substitute)	F-21	Natural Moabi - Quarter - Qtr. Cut Book-Match	No upcharge applies.
Cape Coast Walnut	F-22	Dark Cape Coast Walnut - Qtr. Cut Slip-Match	No upcharge applies.
	F-23	Natural Cape Coast Walnut - Qtr. Cut Slip-Match	No upcharge applies.
	F-23	Natural Cape Coast Walnut - Qtr. Cut Slip-Match	No upcharge applies.
Ash	F-25	Slate Gray Ash - Qtr. Cut Slip-Match	No upcharge applies.

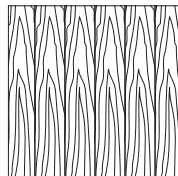
### veneER GRAIN OPTIONS

Nienkämper products utilize the best quality veneers available, and, combined with Nienkämper's patented veneering systems, create work environments of incredible quality and beauty.


All veneer furniture comes standard with flat cut book-match veneer; flat cut slip-match veneer can also be specified. Quarter cut slip-match and quarter cut book-match veneers are available at a 5% upcharge. Figured Anagre and Figured Sycamore veneers are Quarter cut book-matched. Bird's Eye Maple and Curly Maple are rotary cut. Facet Edge, Taper edge, Flowform, Camber and Self edge tops with veneer are manufactured with a solid wood edge. All edges are then veneer wrapped to create a seamless profile top.




Standard V1  
Flat Cut Book-Match



Flat Cut Slip-Match V2



Quarter Cut Slip-Match V3  
Add 5%



Quarter Cut Book-Match V4  
Add 5%

## P-LAM

### Wood grain plastic laminate surfaces are available on table tops with Facet, Taper and Self edges.

These tops are manufactured with a solid wood edge that is applied prior to the laminate top surface. This method conceals the thickness of the wood edge, while providing the durability required. Wood edges are selected that most closely resemble both the species and the color of the laminate chosen

Nienkämper has pre-selected a number of standard wood grain plastic laminates that represent a cross section of both color and species. Simply include the order code with the model number to make these selections. Alternatively wood grain plastic laminates selected outside of Nienkämper's standard selection can be made by specifying the manufacturer as well as the description and model number of the laminate at the time of order.

Wood Grain Plastic Laminate Surfaces	Order Code	Manufacturer #	Finish
Hardrock Maple	WL2	Pionite WM791-SD	Textured/Suede
Monticello Maple	WL5	Wilsonart 7925-38	Fine Velvet Texture
Fusion Maple	WL13	Wilsonart 7909-60	Matte
New Age Oak	WL14	Wilsonart 7938-38	Fine Velvet Texture
Wild Cherry	WL18	Wilsonart 7054-60	Matte
River Cherry	WL19	Wilsonart 7937-38	Fine Velvet Texture
Montana Walnut	WL20	Wilsonart 7110T-78	Fine Grain
Skyline Walnut	WL26	Wilsonart 7964K-12	Soft Grain
Continental Walnut	WL-29	Wilsonart 8232K-05	Timbergrain
Neo Walnut	WL-30	Wilsonart 7991-38	Fine Velvet Texture
Walnut Heights	WL-31	Wilsonart 7965K-12	Soft Grain
Grayed Oak	WL-32	Formica 5791-PG	Pure Grain Texture
Millennium Oak	WL-33	Formica 5887-58	Matte
Aged Ash	WL-34	Formica 8844-WR	Woodbrush
Lowell Ash	WL-35	Wilsonart 7994-38	Fine Velvet Texture
Natural Ash	WL-36	Formica 8843-WR	Woodbrush
Norwegian Ash	WL-37	Wilsonart 8241-38	Fine Velvet Texture
Weathered Ash	WL-38	Formica 8842-WR	Woodbrush
Smoky Brown Pear	WL-39	Formica 5488-26	Oiled Wood
Studio Teak	WL-40	Wilsonart 7960K-18	Linearity
Fawn Cypress	WL-41	Wilsonart 8208K-16	Casual Rustic
Landmark Wood	WL-42	Wilsonart 7981K-12	Soft Grain
Natural Cerise	WL-43	Formica 8863-58	Matte
Natural Recon	WL-44	Wilsonart 7996-38	Fine Velvet Texture
Pecan Woodline	WL-45	Formica 5883-58	Matte

To specify the wood grain laminate required simply add the Order Code WL\_ to the model number of the product.

Samples and specific technical data is available from your local sales representative or by contacting Nienkämper's Customer Service department at **800.668.9318**.

# P-LAM

## COLORED P-LAM

Both Taper and Self edge profiles are available with a colored laminate top.

**Laminate edging on Taper tops.** Edging will match the top surface and is applied before the surface laminate. By applying the laminate in this way, the seam is positioned horizontally, which makes it much less conspicuous and more durable.

**Wood edging** on Self and Taper Edge tops are applied before the laminate. By applying the wood edge in this way, the wood edge thickness is concealed, while providing the durability required. Wood species and finishes for edging can be selected from page 8.

For laminates specified outside of Nienkämper's standard selection, specify the manufacturer as well as the description and model number of the laminate selected at the time of order. For Facet edge tops, the laminate must be a post-forming grade.


**Translucent edging** on Self and Taper edge tops is applied after the surface laminate. The translucent edge is very durable. Clear translucent edge provides a good match with most white-colored laminates, while a silver translucent edge provides a metallic look and contrast to colored plastic laminates.




P-Lam top & Self edge



P-Lam top & Translucent Self edge



Wood Grain P-Lam top & silver Translucent Self edge



P-Lam top & solid wood Facet edge

\*An unavoidable, thin dark line will be visible when specifying a matching p.lam edge. This is more pronounced with light colored laminates

Colored Plastic Laminates Surface	Order Code	Manufacturer #	Finish
Gray (Nienkämper - Light Gray/Putty)	CL-01	Wilsonart 1500-60	Matte
Platinum Gray (Nienkämper - Medium Gray/Clay)	CL-02	Nevamar S6023T	Textured
Slate Grey (Nienkämper - Dark Gray)	CL-03	Wilsonart D91-60	Matte
Black	CL-04	Wilsonart 1595-60	Matte
Angel White	CL-05	Pionite SW-826SD	Textured/ Suede
Frosty White	CL-06	Wilsonart 1573-60	Matte
White (for writable surface)	Contact customer service for details 800.668.9318		Gloss

Add the order code behind the edge profile when specifying.

# P-LAM

## FINGERPRINT RESISTANT P-LAM

Fingerprint Resistant Plastic Laminate is an innovative material created for interior design applications and is suitable for both vertical and horizontal interior applications on our Nienkämper furniture.

The external surface of Fingerprint Resistant Plastic Laminate involves the use of nanotechnology made possible by next generation acrylic resins.

The unique composition offers extraordinary features coupled with a unique user experience. These include an ultra matte surface (eliminating glare), an ultra sofa feel, an anti-fingerprint surface, thermal healing of micro-scratches, increased durability as well as anti-bacterial and mold-resistant properties.

**Edgeband** matching all Fingerprint Resistant Plastic Laminate colors is only available when specifying a Taper edge. For Self edge tops 1" and 1 1/4" thick, matching edgeband are only available in Black (RL-01) and White (RL-03). When a matching edgeband is not available, the specified surface laminate is used on the edge. **Contact Customer Service for more details 800.668-9318.**

There is a 20% upcharge on our standard plastic laminate table pricing for Fingerprint Resistant Plastic Laminate.

Colored "Fingerprint Resistant" Plastic Laminate Surface	Order Code	Finish
Black	RL-01	Matte
Gray	RL-02	Matte
White	RL-03	Matte
Sand	RL-04	Matte
Brown	RL-05	Matte
Clay	RL-06	Matte
Beige	RL-07	Matte
Ash	RL-08	Matte
Smoke	RL-09	Matte

Edgeband to Match with Colored "Fingerprint Resistant" Plastic Laminate	Thickness	Order Code
Black	3/4", 1", 1-1/4"	RE-01
Gray	3/4"	RE-02
White	3/4", 1", 1-1/4"	RE-03
Sand	3/4"	RE-04
Brown	3/4"	RE-05
Clay	3/4"	RE-06
Beige	3/4"	RE-07
Ash	3/4"	RE-08
Smoke	3/4"	RE-09

## Powder Coat Paint Finish

Powder coat paint is a premium finish used for its exceptional durability and refined appearance. Applied as a dry powder and cured under heat, it forms a tough, uniform surface that resists chipping, scratching, and fading—ideal for commercial environments. Nienkämper offers a curated palette of 18 color variations to suit any project.



PC-01 Nienkämper Silver



PC-02 Champagne



PC-03 Light Bronze



PC-04 Standard (Dark) Bronze



PC-05 Metallic Silver



PC-06 Black Jack



PC-07 Warm White



PC-09 Red



PC-12 Cool White



PC-14 Pure Orange



PC-16 Lime



PC-17 Sky Blue



PC-18 Cobalt Blue



PC-22 Charcoal Gray (Matte)



PC-24 Matte Red Clay



PC-25 Cream



PC-26 Mulberry (Matte)



PC-27 Forest Green (Matte)

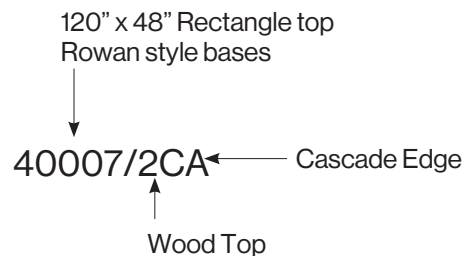


PC-28 Mustard (Matte)

# EDGE DETAILS - CONFERENCE TABLES

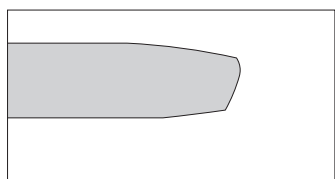
Conference tables with tops that are 1¼" thick offer eight edge profiles to choose from. To specify an edge profile, add the corresponding code after the table model number:

- Facet Edge: add "FC"
- Taper Edge: add "TE"
- Flowform Edge: add "FF"
- Reverse Bevel Edge: add "RB"
- Camber Edge: add "CE"
- Self Edge: add "SE"
- Self Edge with Exposed Plywood: add "SE-P"
- Cascade Edge: add "CA"

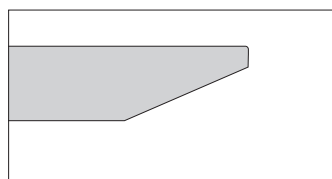


## EXAMPLE

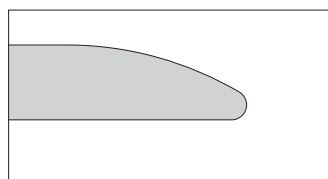
- Flowform edge, Camber edge, Cascade edge, and Exposed Plywood Self edge require a 5% upcharge.
- Flowform, Camber, and Cascade edges are veneer-wrapped and are not available with plastic laminate.
- Rectangle, Boat, and Vista tops specified with a Flowform, Camber or Cascade edge have the profile on the two long sides only, with Self edges on the two ends.
- The Cascade edge is not compatible with table shapes that have "Soft" Radius corners, Super Ellipse or Racetrack shapes.
- Facet edge is not compatible with table shapes that have radius "Soft" Radius corners.
- Camber edge requires a minimum 8" radius corner for "Soft" Rectangle, Boat, Square, and Vista top shapes.



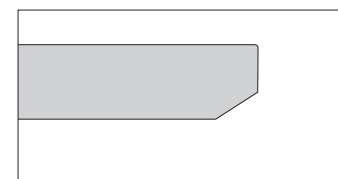
Facet Edge "FC"




Taper Edge "TE"




Flowform Edge "FF"




Reverse Bevel Edge "RB"



Facet Edge - specify "FC"



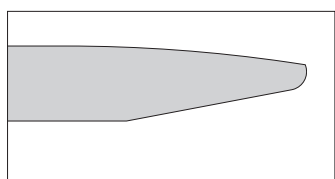
Taper Edge - specify "TE"



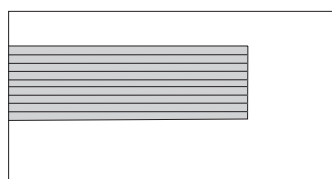
Flowform Edge - specify "FF"



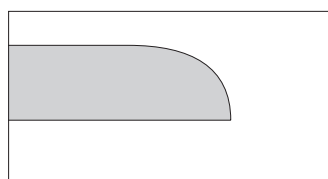
Reverse Bevel Edge - specify "RB"




Camber Edge "CE"




Self Edge "SE" / Self Edge with Exposed Plywood Core "SE-P"



Cascade Edge "CA"



Camber Edge - specify "CE"



Self "SE" / Self with Exposed Plywood Core "SE-P"




Cascade Edge - specify "CA"

# METRONOME™ TABLES

SHAPES, SIZES, EDGE & BASE DETAILS Design - Fig40

## 2 Supports



84" x 42" to 120" x 48"  
note: 120" tops are in 2 pieces



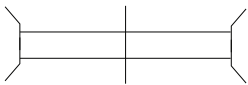
48" x 48" to 72" x 72"  
note: 66" & 72" tops are in 2 pieces



48" dia to 72" dia



## 3 Supports



132" x 48" to 216" x 60"



## Surface Shapes

Metronome Table top is 1/4" thick with overall table height 29"H.



super ellipse



boat



rectangle with radius corners



rectangle



square with radius corners



square



round

## Edge Details



Self Edge (SE)



Taper Edge (TE)



\*Facet Edge (FE)



\*Flowform Edge (FF)



\*Camber Edge (CE) \*Not compatible with all table shapes

## Top Finishes

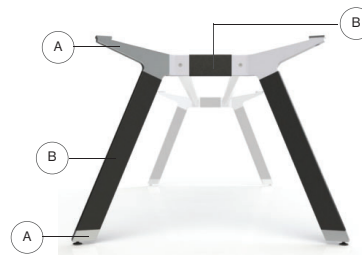
All standard Nienkämper veneers and laminates.

For select finish types, 6" radius corners are available on rectangular shaped tops.

Power Trough interior surfaces are available with a variety of painted finishes.

## Base Finishes

Metronome™ Table bases are offered with a variety of finish options. Finishes can be matching in color and finish or be mixed and matched to create a unique combination.



A: AL-07 mirror polish

B: AL-07 mirror polish

Or

anodized



AL-01 silver/clear

AL-02 champagne

AL-03 light bronze

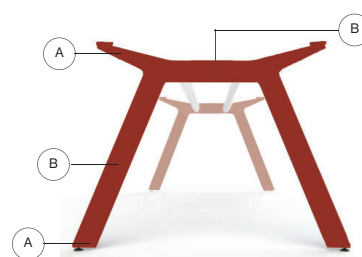
AL-04 bronze

AL-06 black

Base shown: illustrates combination finish. Matching finish consists of all components being visually equal.

The model number you select for the table base determines the finish of the base. For example: Model #39440/2 is a 120"x 48" rectangular Metronome™ Table with a mirror polish finish. Model #39410/2 is the same shape and size with an anodized finish on portion "B" but with mirror polished finish on portion "A" as shown on above.

A & B in powder coat paint finish, see below options:



Metronome Table bases in red powder coat finish PC-09

PC-01 Silver

PC-02 Champagne

PC-03 Light Bronze

PC-04 Bronze

PC-06 Black

PC-07 Warm White

PC-09 Red

For tables with bases in powder coat, list price is the same as anodized bases. To select powder coat finish, please use the model # of anodized bases and add "PC" at the end. For example, 39403PC/2 is a 84"L x 42"D x 29"H Metronome™ Table with no power trough and bases in powder coat finish.

Note: Stretcher rails are always silver anodized finish

# METRONOME™ TABLES

FORUM WIRING OPTIONS & CABLE MANAGEMENT Design - Fig40

Metronome™ Tables have been developed to accommodate a surface mounted or trough mounted connectivity device installation.


## SURFACE-MOUNTED CONNECTIVITY



top mount  
power/data options




Vox® Forums are only available as a surface mount installation. Please contact customer service to determine which model best suits your needs. Vox® Forums are priced separately. See Vox® Forums configurator at [www.nienkamper.com](http://www.nienkamper.com)



Expandable cable conduit    Linked cable conduit

Cables are directed to the floor with either an expandable or linked cable conduit. Both solutions accommodate core drills with their large base ring. Wire capacity is 2"-4" dia for the expandable cable conduit and eighteen 16 GA cables for the linked. Both models are available in black, silver or clear.

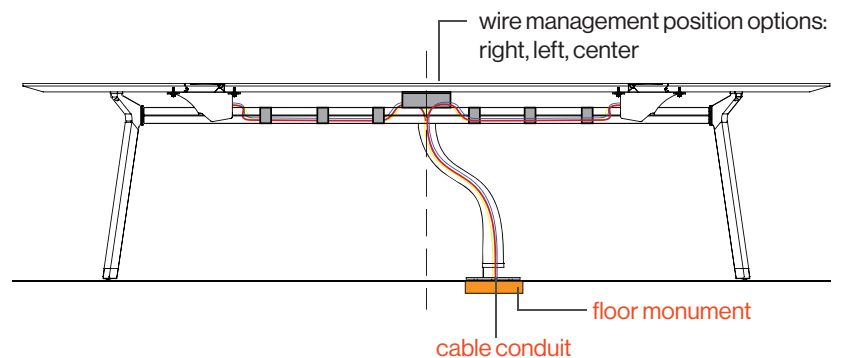
## SURFACE-MOUNTED CONNECTIVITY WIRING



wire clip

Metronome™ Tables specified with Vox® Forums include plastic wire clips that guide cables from Forum to cable conduit.

Vox® Forums



# METRONOME™ TABLES

FORUM WIRING OPTIONS & CABLE MANAGEMENT Design - Fig40

## TROUGH-MOUNTED CONNECTIVITY



Metronome troughs have two 6-port Simple Forum. See page 111-114 for Simple Forum options.

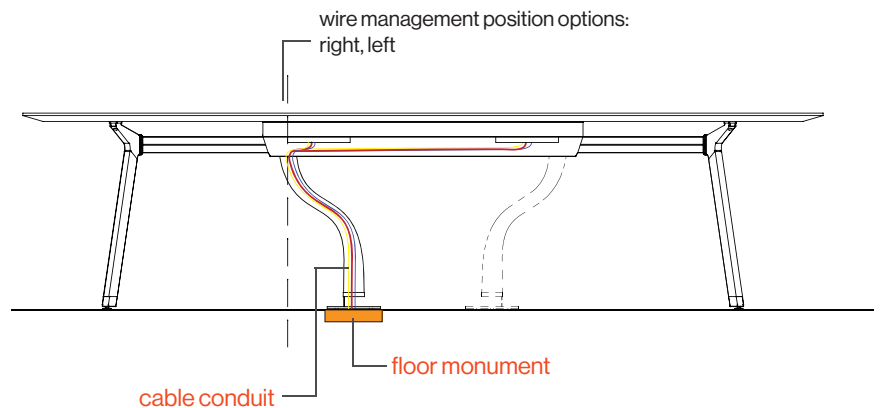
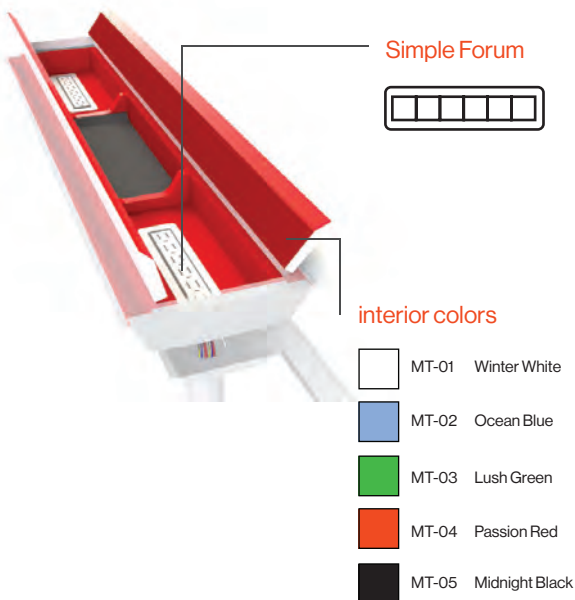
Cables are directed to the floor with either an expandable or linked cable conduit. Both solutions accommodate core drills with their large base ring. Wire capacity is 2"-4" dia for the expandable cable conduit and eighteen 16 GA cables for the linked. Both models available in black, silver or clear color options.

Expandable cable conduit

Linked cable conduit

## TROUGH-MOUNTED CONNECTIVITY WIRING

Metronome™ Tables specified with a wire trough manage power box cables with an integrated lower cover. This directs the cables into the cable conduit.

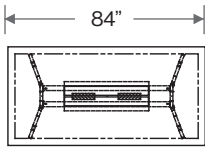


Standard trough interior surfaces (including lid interior) are painted one of the 5 colors offered above. Standard trough lid exterior surface to match top finish and material. Contrasting laminates or brushed aluminum p.lam (PL-25 Formica Deco Metal M2022) is also available with upcharge. Contact customer service at **800.668.9318** for pricing.

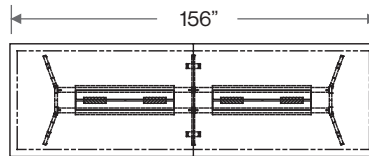
# METRONOME™ TABLES

WIRE TROUGH SPECIFICATIONS Design - Fig40

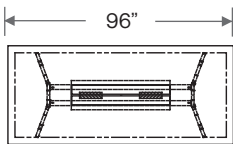
Metronome™ Tables specified with wire troughs are pre-sized according to table length. Troughs are standard with 2 power boxes.



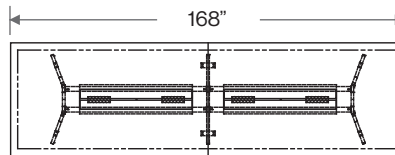
1-trough - 36"L  
2-power/data boxes



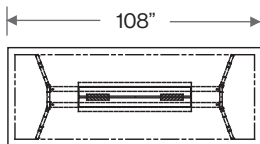
2-troughs - 42"L  
4-power/data boxes



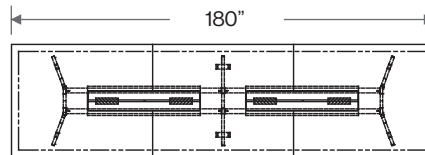
1-trough - 42"L  
2-power/data boxes



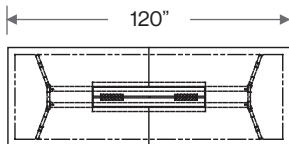
2-troughs - 48"L  
4-power/data boxes



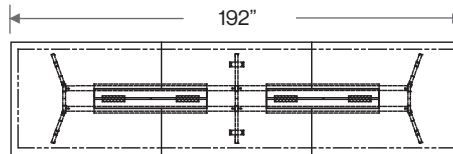
1-trough - 48"L  
2-power/data boxes



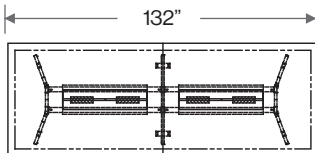
2-troughs - 48"L  
4-power/data boxes



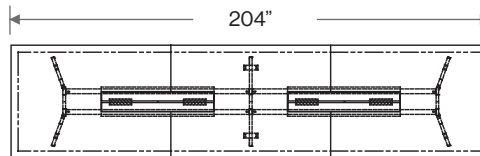
1-trough - 48"L  
2-power/data boxes



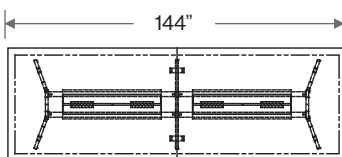
2-troughs - 48"L  
4-power/data boxes



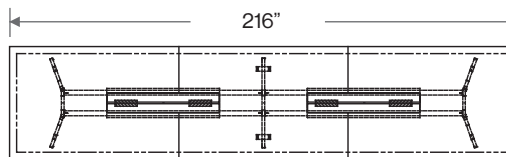
2-troughs - 36"L  
4-power/data boxes



2-troughs - 48"L  
4-power/data boxes



2-troughs - 42"L  
4-power/data boxes



2-troughs - 48"L  
4-power/data boxes

# FORUMS - SIMPLE FORUM

## SIMPLE FORUM – SINGLE SIDED (SURFACE MOUNTED)

List Price

### Pre-configured SIMPLE Forum (6 ports 9¾” L x 2” W)

<p>Model # 39941/6</p>	<p>pre-wired power</p>	<table border="1" style="border-collapse: collapse; width: 100%;"> <tr> <td style="padding: 2px 5px;">1P</td> <td style="padding: 2px 5px;">1P</td> <td style="padding: 2px 5px;">A5</td> <td style="padding: 2px 5px;">A5</td> <td style="padding: 2px 5px;">B</td> <td style="padding: 2px 5px;">B</td> </tr> </table> <p>2 x pre-wired power with 10ft cord 2 x SIEMON CAT6 data with 10ft cord 2 x blank plate</p>	1P	1P	A5	A5	B	B	<p>\$850</p>
1P	1P	A5	A5	B	B				
<p>Model # 39942/6</p>	<p>site-wired power</p>	<table border="1" style="border-collapse: collapse; width: 100%;"> <tr> <td style="padding: 2px 5px;">1P-SW</td> <td style="padding: 2px 5px;">1P-SW</td> <td style="padding: 2px 5px;">A5</td> <td style="padding: 2px 5px;">A5</td> <td style="padding: 2px 5px;">B</td> <td style="padding: 2px 5px;">B</td> </tr> </table> <p>2 x site-wired power with 6ft metallic shielded cable 2 x SIEMON CAT6 data with 10ft cord 2 x blank plate</p>	1P-SW	1P-SW	A5	A5	B	B	<p>\$925</p>
1P-SW	1P-SW	A5	A5	B	B				
<p>Model # 39943/6</p>	<p>pre-wired power</p>	<table border="1" style="border-collapse: collapse; width: 100%;"> <tr> <td style="padding: 2px 5px;">1P</td> <td style="padding: 2px 5px;">1P</td> <td style="padding: 2px 5px;">A5</td> <td style="padding: 2px 5px;">A5</td> <td style="padding: 2px 5px;">G</td> <td style="padding: 2px 5px;">C</td> </tr> </table> <p>2 x pre-wired power with 10ft cord 2 x SIEMON CAT6 data with 10ft cord 1 x HD-DB15/VGA connector with 10ft cord 1 x audio 3.5mm mini stereo jack with 10 ft cord</p>	1P	1P	A5	A5	G	C	<p>\$1,035</p>
1P	1P	A5	A5	G	C				
<p>Model # 39944/6</p>	<p>site-wired power</p>	<table border="1" style="border-collapse: collapse; width: 100%;"> <tr> <td style="padding: 2px 5px;">1P-SW</td> <td style="padding: 2px 5px;">1P-SW</td> <td style="padding: 2px 5px;">A5</td> <td style="padding: 2px 5px;">A5</td> <td style="padding: 2px 5px;">G</td> <td style="padding: 2px 5px;">C</td> </tr> </table> <p>2 x site-wired power with 6ft metallic shielded cable 2 x SIEMON CAT6 data with 10ft cord 1 x HD-DB15/VGA connector with 10ft cord 1 x audio 3.5mm mini stereo jack with 10ft cord</p>	1P-SW	1P-SW	A5	A5	G	C	<p>\$1,115</p>
1P-SW	1P-SW	A5	A5	G	C				

# FORUMS - SIMPLE FORUM

## SIMPLE FORUM – SINGLE SIDED (SURFACE MOUNTED)

List Price

### Pre-configured SIMPLE Forum (6 ports 9¾” L x 2” W)

<p>Model # 39945/6</p>	<p>pre-wired power</p>	<table border="1" style="border-collapse: collapse; width: 100%;"> <tr> <td style="padding: 2px 5px;">1P</td> <td style="padding: 2px 5px;">1P</td> <td style="padding: 2px 5px;">A5</td> <td style="padding: 2px 5px;">A5</td> <td style="padding: 2px 5px;">HD</td> <td style="padding: 2px 5px;">H</td> </tr> </table> <p>2 x pre-wired power with 10ft cord                  2 x SIEMON CAT6 data with 10ft cord                  1 x HDMI coupler with 18” cord                  1 x USB port 3.0 with 10ft cord</p>	1P	1P	A5	A5	HD	H	<p>\$1,065</p>
1P	1P	A5	A5	HD	H				
<p>Model # 39946/6</p>	<p>site-wired power</p>	<table border="1" style="border-collapse: collapse; width: 100%;"> <tr> <td style="padding: 2px 5px;">1P-SW</td> <td style="padding: 2px 5px;">1P-SW</td> <td style="padding: 2px 5px;">A5</td> <td style="padding: 2px 5px;">A5</td> <td style="padding: 2px 5px;">HD</td> <td style="padding: 2px 5px;">H</td> </tr> </table> <p>2 x site-wired power with 6ft metallic shielded cable                  2 x SIEMON CAT6 data with 10ft cord;                  1 x HDMI coupler with 18” cord                  1 x USB port 3.0 with 10ft cord</p>	1P-SW	1P-SW	A5	A5	HD	H	<p>\$1,135</p>
1P-SW	1P-SW	A5	A5	HD	H				
<p>Model # 39947/6</p>	<p>pre-wired power</p>	<table border="1" style="border-collapse: collapse; width: 100%;"> <tr> <td style="padding: 2px 5px;">1P</td> <td style="padding: 2px 5px;">1P</td> <td style="padding: 2px 5px;">1P</td> <td style="padding: 2px 5px;">A5</td> <td style="padding: 2px 5px;">A5</td> <td style="padding: 2px 5px;">A5</td> </tr> </table> <p>3 x pre-wired power with 10ft cord                  3 x SIEMON CAT6 data with 10ft cord</p>	1P	1P	1P	A5	A5	A5	<p>\$1,015</p>
1P	1P	1P	A5	A5	A5				
<p>Model # 39948/6</p>	<p>site-wired power</p>	<table border="1" style="border-collapse: collapse; width: 100%;"> <tr> <td style="padding: 2px 5px;">1P-SW</td> <td style="padding: 2px 5px;">1P-SW</td> <td style="padding: 2px 5px;">1P-SW</td> <td style="padding: 2px 5px;">A5</td> <td style="padding: 2px 5px;">A5</td> <td style="padding: 2px 5px;">A5</td> </tr> </table> <p>3 x site-wired power with 6ft metallic shielded cable                  3 x SIEMON CAT6 data with 10ft cord</p>	1P-SW	1P-SW	1P-SW	A5	A5	A5	<p>\$1,080</p>
1P-SW	1P-SW	1P-SW	A5	A5	A5				

# FORUMS - SIMPLE FORUM

## SIMPLE FORUM – SINGLE SIDED (SURFACE MOUNTED)

List Price

### Pre-configured SIMPLE Forum (6 ports, for client's own data fitting)

Model # 39951	pre-wired power	<table border="1" style="border-collapse: collapse; width: 100%;"> <tr> <td style="padding: 2px 10px;">1P</td> <td style="padding: 2px 10px;">1P</td> <td style="padding: 2px 10px;">O</td> <td style="padding: 2px 10px;">O</td> <td style="padding: 2px 10px;">O</td> <td style="padding: 2px 10px;">O</td> </tr> </table>	1P	1P	O	O	O	O	\$625
1P	1P	O	O	O	O				
		2 x pre-wired power with 10ft cord 4 x open port/data adapter to fit in client's own data fitting and cord							
Model # 39952	site-wired power	<table border="1" style="border-collapse: collapse; width: 100%;"> <tr> <td style="padding: 2px 10px;">1P-SW</td> <td style="padding: 2px 10px;">1P-SW</td> <td style="padding: 2px 10px;">O</td> <td style="padding: 2px 10px;">O</td> <td style="padding: 2px 10px;">O</td> <td style="padding: 2px 10px;">O</td> </tr> </table>	1P-SW	1P-SW	O	O	O	O	\$660
1P-SW	1P-SW	O	O	O	O				
		2 x site-wired power with 6ft metallic shielded cable 4 x open port/data adapter to fit in client's own data fitting and cord							
Model # 39953	pre-wired power	<table border="1" style="border-collapse: collapse; width: 100%;"> <tr> <td style="padding: 2px 10px;">1P</td> <td style="padding: 2px 10px;">1P</td> <td style="padding: 2px 10px;">1P</td> <td style="padding: 2px 10px;">O</td> <td style="padding: 2px 10px;">O</td> <td style="padding: 2px 10px;">O</td> </tr> </table>	1P	1P	1P	O	O	O	\$650
1P	1P	1P	O	O	O				
		3 x pre-wired power with 10ft cord 3 x open port/data adapter to fit in client's own data fitting and cord							
Model # 39954	site-wired power	<table border="1" style="border-collapse: collapse; width: 100%;"> <tr> <td style="padding: 2px 10px;">1P-SW</td> <td style="padding: 2px 10px;">1P-SW</td> <td style="padding: 2px 10px;">1P-SW</td> <td style="padding: 2px 10px;">O</td> <td style="padding: 2px 10px;">O</td> <td style="padding: 2px 10px;">O</td> </tr> </table>	1P-SW	1P-SW	1P-SW	O	O	O	\$695
1P-SW	1P-SW	1P-SW	O	O	O				
		3 x site-wired power with 6ft metallic shielded cable 3 x open port/data adapter to fit in client's own data fitting and cord							

Each open port selected will be supplied with one set of data adapter kit contains 2 "AA", 2 "BB", 2 "CC", 2 "DD", 2 "EE", 2 "FF", 1 "GG" and 1 "HH". adapter. The data adapter can accommodate the following data fitting from manufacturer:

**Adapter "AA"**

Systemax/CommScope  
Uniprise/CommScope

**Adapter "BB"**

L-Com Keystone Modular  
Tyco SL/110 Connect Series Modular Jacks  
Siemon Keystone Style  
Allen Tel Versa Tap Series  
Leviton Quick Port® Series  
Nordx Keystone Style  
Tyco SL Conpler Series

**Adapter "CC"**

Krone 6000 Series/ADC  
Hubbell Xcelerator™ Keystone Series

**Adapter "DD"**

blank

**Adapter "EE"**

Ortronics TracJack Series

**Adapter "FF"**

Panduit Mini-Com Series

**Adapter "GG"**

microphone jack / 3pin XLR, solder type only

**Adapter "HH"**

Adapter "HH" - video monitor jack / DB-15, pand mount solder type.

# FORUMS - SIMPLE POP UP FORUM

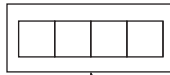
**List Price**

To create a unique Vox® SIMPLE Pop Up Forum configuration, simply choose a base model and select the required elements.

**Base Model For Simple Pop Up Forum**

(4 Ports)

Model #: CX4P - \_\_\_\_\_

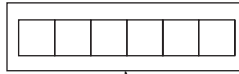


\$575

**Base Model For Simple Pop Up Forum**

(6 Ports)

Model #: CX6P - \_\_\_\_\_



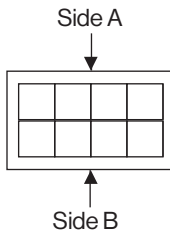
\$650

**Base Model For Simple Pop Up Forum – Double Sided**

(Each Side – 4 Ports)













Model #: CX8PD-A \_\_\_\_\_ (Side A)

CX8PD-B \_\_\_\_\_ (Side B)











\$1,210

**Select the elements as per below:**


- |  |  |       |
|--|--|-------|
|  | S-1P - 1 power receptacle with 10' white cord  | \$155 |
|  | S-1P-SW - 1 power receptacle hard wired with a 6' whip   | \$175 |
|  | A5 - SIEMON CAT 6 data fitting with 10' connector cable  | \$190 |
|  | C - Audio- 3.5mm Mini stereo Jack with 10' cord  | \$95  |
|  | H - USB port 3.0 with 10ft cord  | \$145 |
|  | 2U - Stacked USB charger A+C   | \$180 |
|  | 3U - Dual USB C charger  | \$180 |
|  | G - DB15HD, VGA connector, 10' cord  | \$205 |
|  | HD - HDMI Coupler with 18" cord  | \$205 |
|  | B - Blank plate  | \$70  |
|  | O - Open port, for client's own data fitting. Each port selected will be supplied with one set of data adapter kit | \$70  |
|  | L - Belay 1" dia. hole opening rubber strain relief pass through cords   | \$70  |

# GROMMETS & CABLE CONDUITS

	Model Number	List Price	Product Description
<b>VOX® ALUMINUM GROMMETS</b>			
<b>Grommet For Voice / Data Cable</b>  	23415	350	<ul style="list-style-type: none"> <li>• Flush aluminum grommet accommodates four data or voice cables and plugs.</li> <li>• Finished outside diameter is 1/8", inside diameter is 3/4".</li> <li>• This grommet is for telephone, data and teleconferencing access to table top.</li> <li>• Also accommodates video conference microphones.</li> </ul>
<b>Grommet for Power Cable</b>   	23416	350	<ul style="list-style-type: none"> <li>• Flush aluminum grommet accommodates two 16 gauge power cables and plugs, or 6 data/voice cables and plugs.</li> <li>• Finished outside diameter 1 5/8", inside diameter is 1 1/4".</li> <li>• Available in five anodized aluminum colors: silver, champagne, light bronze, bronze and black.</li> </ul>
<b>Grommet for Large Power Cable</b>   	23418	470	<ul style="list-style-type: none"> <li>• Flush aluminum grommet accommodates three 16 gauge power cables and plugs, or 10 data/voice cables and plugs.</li> <li>• Finished outside diameter 2 5/8", inside diameter is 2 1/4".</li> <li>• Suitable for international power plugs.</li> <li>• Available in five anodized aluminum colors: silver, champagne, light bronze, bronze and black.</li> </ul>

# GROMMETS & CABLE CONDUITS

## VOX® PLASTIC GROMMET



Model Number	Color	List Price	Product Description
70286	Black	85	This large rectangular plastic grommet has capacity for the most demanding wire management needs. When not in use the hinged cover swings up to close the grommet. Overall dimension is 4" L x 2" W (interior clearance - 3 <sup>5/8</sup> " L x 1 <sup>5/8</sup> " W).
70287	Cool Grey	85	
70288	Warm Grey	85	

Available in three colors to coordinate with a variety of top finishes.

## VOX® ALUMINUM GROMMET



70277		375
-------	--	-----

- A high quality grommet option that offers a nice contrast to any top surface and are built to withstand many years of use. Made of a heavy gauge aluminum extrusion with a large access hole.
- Covers will not pull out during use. Overall dimension is 5<sup>1/4</sup>" L x 2<sup>1/4</sup>" W (interior clearance - 4<sup>3/4</sup>" L X 2<sup>1/4</sup>" W).
- Available in five anodized aluminum colors: silver, champagne, light bronze, bronze and black.

## VOX® CABLE CONDUIT

### Vox® Expandable Cable Conduit



### Expandable Cable Conduit for Standard Height

55024-B	Black	1,225
55024-S	Silver	1,225
55024-C	Clear	1,225

### Expandable Cable Conduit for Standing Height

55024-BXL	Black	1,300
55024-SXL	Silver	1,300
55024-CXL	Clear	1,300

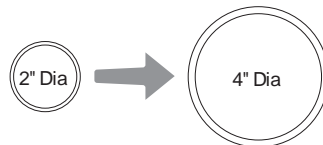
Note: Expandable Cable Conduit for height adjustable tables are 42" long.

The Vox® Expandable Cable Conduit is made of woven, flexible plastic wire. Its unique properties allow it to expand and contract to allow for different cable capacities.

A "U" bracket at the top attaches to the support rail. An 8" diameter counter weight is incorporated at the base which can be positioned to accommodate core drills or receptacle positions. Inside hole diameter is 3.5".

Cable capacity range is from two inches to four inches.

Shipped with extra length, the Vox expandable cable conduit can easily be shortened on site if required.



### Vox® Linked Cable Conduit



55025-B	Black	1,335
55025-S	Silver	1,335
55025-C	Clear	1,335

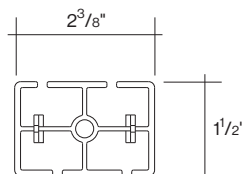
The Vox® Linked Cable Conduit is comprised of a series of plastic elements that are divided into 4 cavities.

As an assembly it bends in a single direction but may also be rotated about its top mount.

A "U" bracket at the top attaches to the support rail.

An 8" diameter counter weight is incorporated at the base which can be positioned to accommodate core drills or receptacle positions. Inside hole diameter is 3.5".

- 2" long segments can be removed to desired length.
- Wire capacity: eighteen 16 gauge cables.

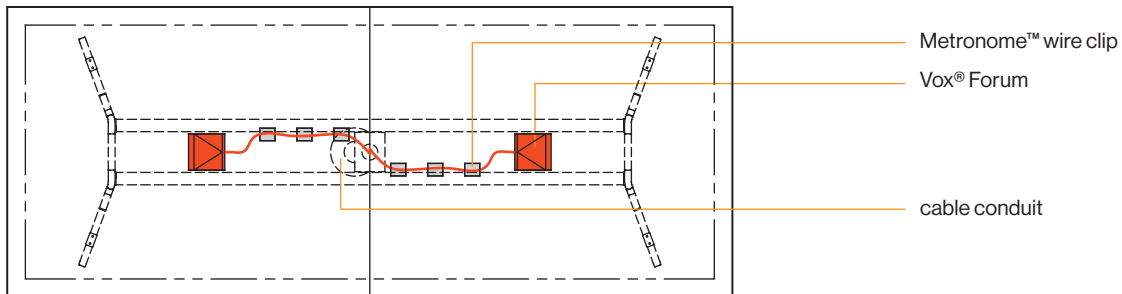


# METRONOME™ TABLES

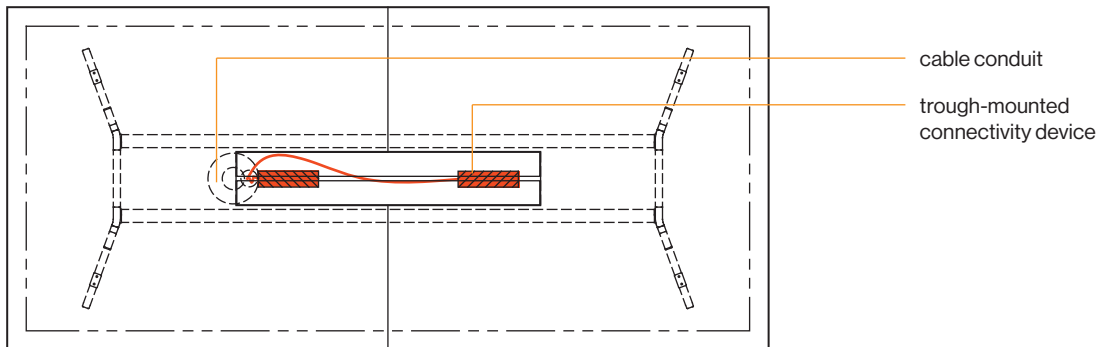
## CONNECTIVITY DEVICE TO FLOOR WIRE ROUTING DETAILS

Design - Fig40

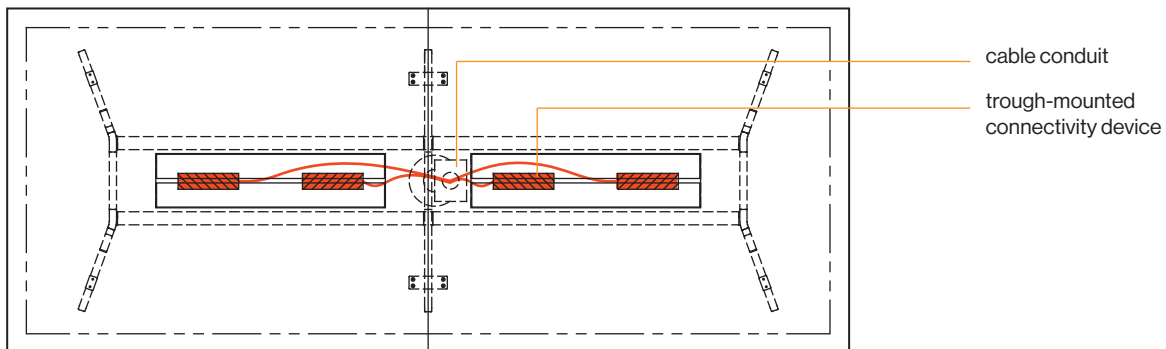
Metronome™ Tables offer a variety of wire routing options that carry cables from the connectivity device to the floor monument.



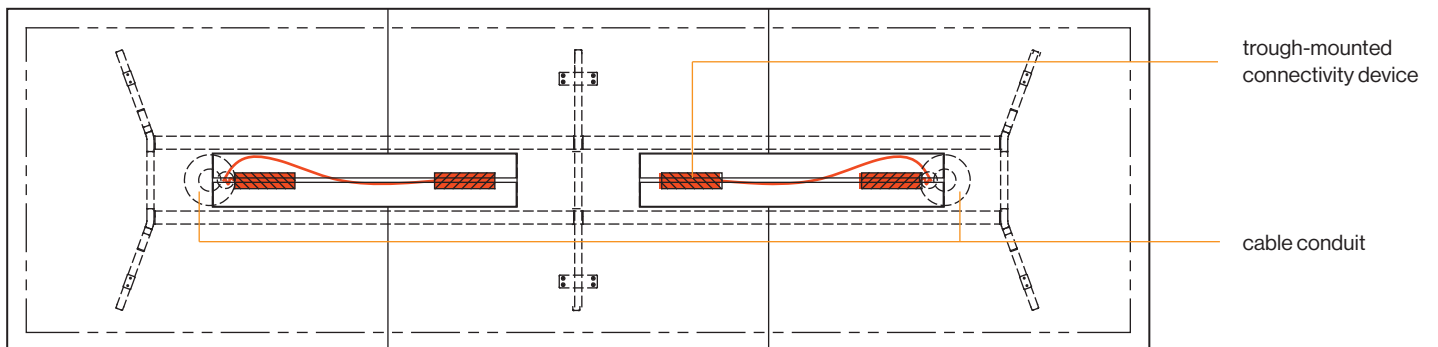
### Tables with single wire trough



### Tables with dual wire troughs – standard wiring requirements



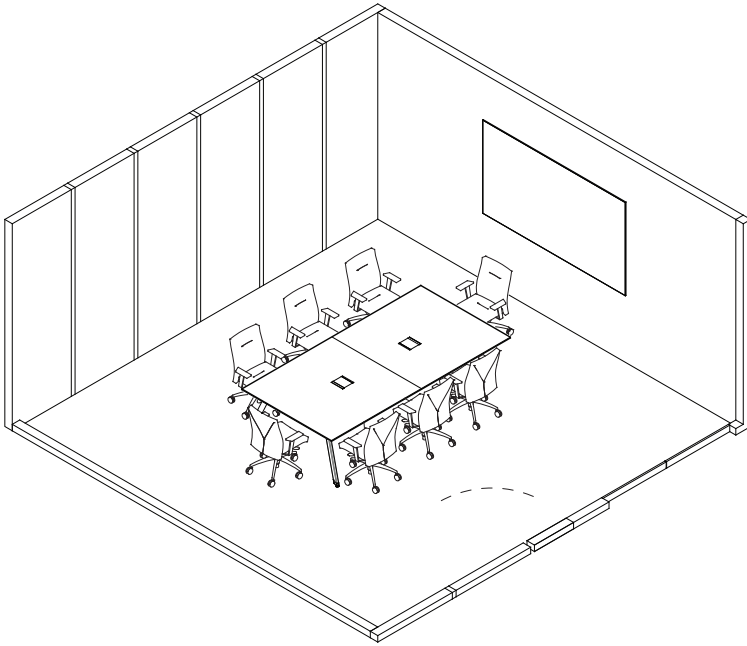
### Tables with dual wire troughs – high capacity wiring requirements



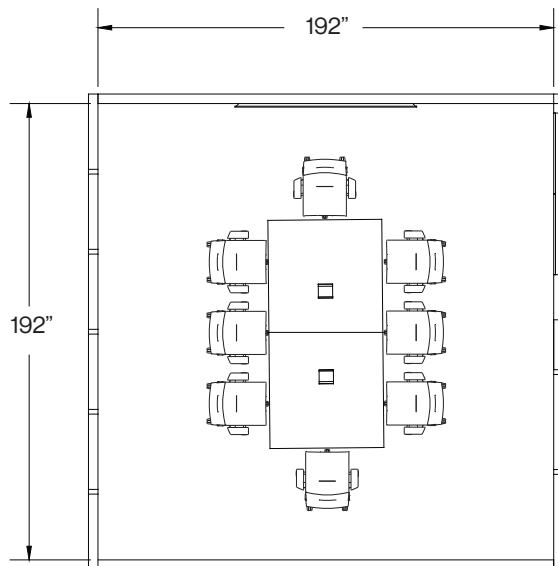
# METRONOME™ TABLES

ROOM LAYOUT Design - Fig40

Room 1



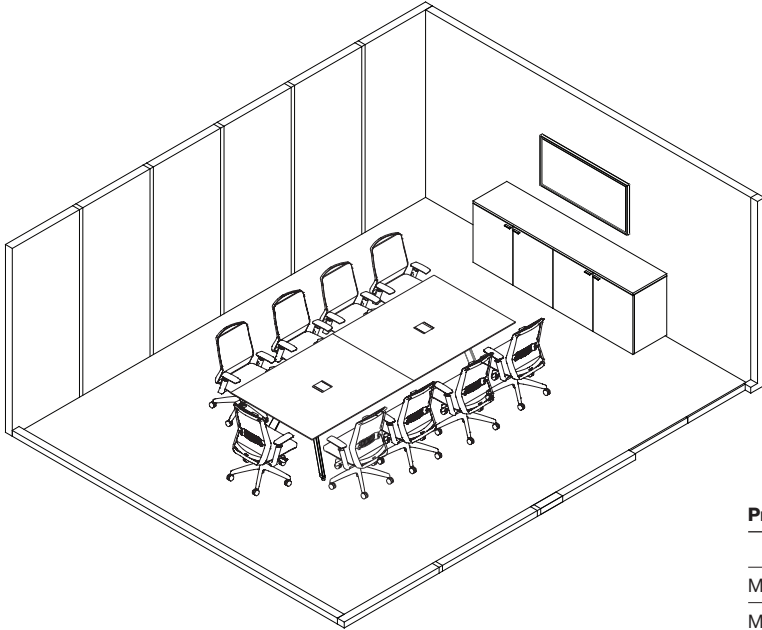
Product Name	Model Number	List Price
Metronome™ 96" x 48"	39406/5	5,865
M-Forums (2 qty)	M-1P-0F-1P	5,680
Glass Wall Board	52022	4,455
Nienkämper NOW® Chair (qty=8)	13080	27,760



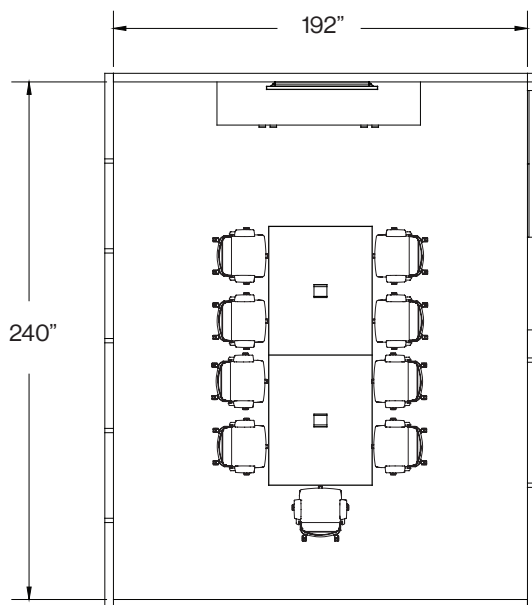
# METRONOME™ TABLES

ROOM LAYOUT Design - Fig40

Room 2



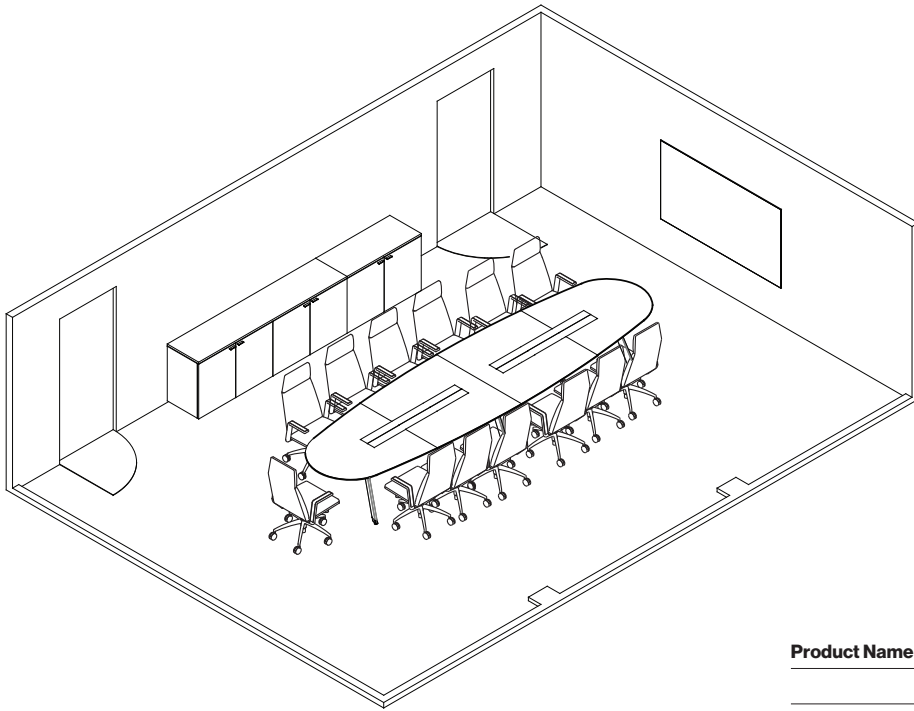
Product Name	Model Number	List Price
Metronome™ 120" x 48"	39410/5	6,360
M-Forums (2 qty)	M-1P-0F-1P	5,680
Senator Mesh Back Chair (9 qty)	-	-
SIMPLE Credenza 94 1/2" x 20" x 34 1/4"	36104/5	6,580
Glass Wall Board	52022	4,455



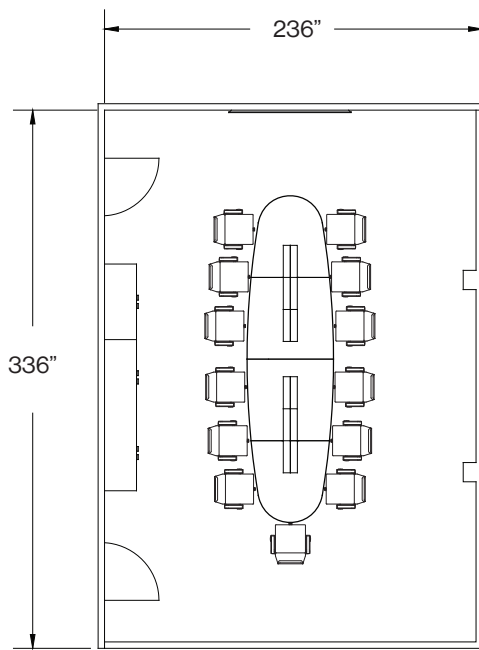
# METRONOME™ TABLES

ROOM LAYOUT Design - Fig40

Room 3



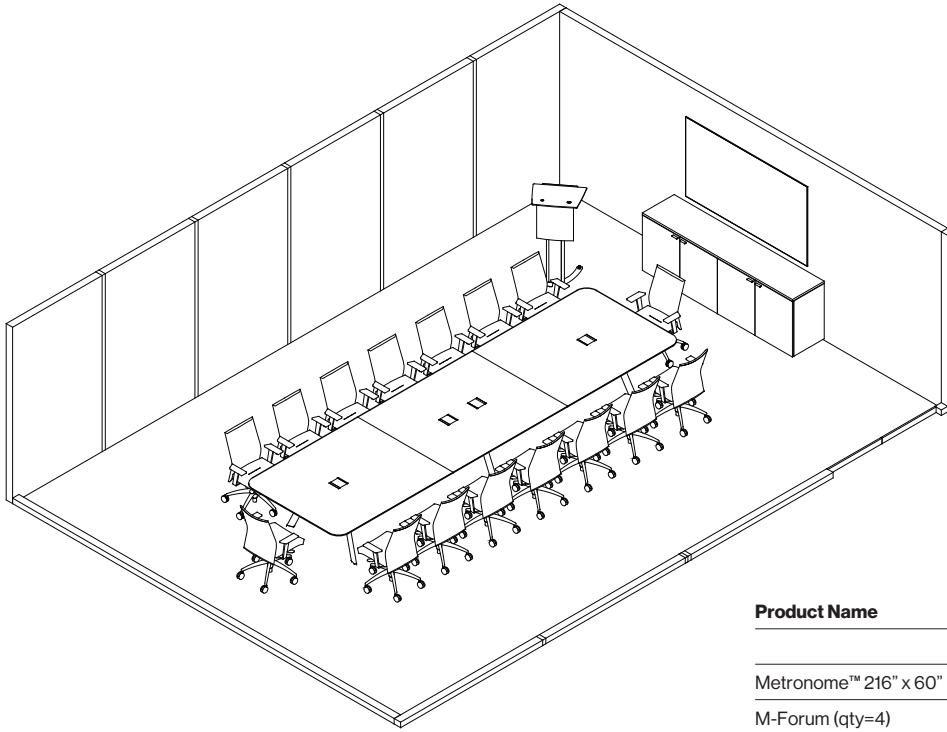
Product Name	Model Number	List Price
Metronome™ 204" x 54"	39847/2	19,515
Simple Forum (4 qty)	39947/5	3,260
Glass Wall Board	52023	5,680
Slim Chair (13 qty)	-	-



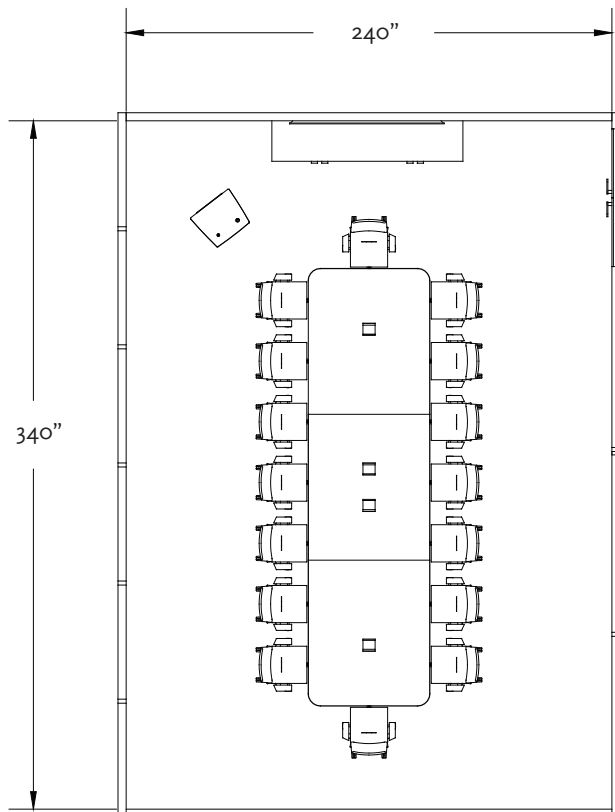
# METRONOME™ TABLES

ROOM LAYOUT Design - Fig40

Room 4



Product Name	Model Number	List Price
Metronome™ 216" x 60"	39550/2	16,210
M-Forum (qty=4)	M-1P-0F-1P	11,360
SIMPLE Credenza 4 door	36104/2	6,915
Vox® Keynote Lectern™	23469/2	4,675
Glass Wall Board	52023	5,680
Nienkämper NOW® Chair (qty=16)	13080	27,760



# METRONOME™ TABLES

SQUARE Design - Fig40



Table Top  **No Power Trough** Table height = 29"

Square

2 Supports



Specify edge type; add the two letter code after the model number.



Self Edge (SE)



Taper Edge (TE)



Facet Edge (FE)



Flowform Edge (FF)  
5% upcharge  
laminite not available



Camber Edge (CE)  
5% upcharge  
laminite not available

Note: For powder coat bases, please use model # of anodized bases and add "PC" at the end, e.g. 39403PC/2.

## Anodized Bases

L"	X	D"	Sugg Seat Capacity *	Top Finish	Top Sections	Model Number	List Price
48	48	2-4		Veneer	1	39881/2	4,165
<b>48</b>	<b>48</b>	<b>2-4</b>		<b>Laminate</b>	<b>1</b>	<b>39881/5</b>	<b>3,530</b>
54	54	4-6		Veneer	1	39882/2	5,035
<b>54</b>	<b>54</b>	<b>4-6</b>		<b>Laminate</b>	<b>1</b>	<b>39882/5</b>	<b>4,245</b>
60	60	6-8		Veneer	1	39883/2	6,040
<b>60</b>	<b>60</b>	<b>6-8</b>		<b>Laminate</b>	<b>1</b>	<b>39883/5</b>	<b>5,035</b>
66	66	6-8		Veneer	2	39884/2	7,450
<b>66</b>	<b>66</b>	<b>6-8</b>		<b>Laminate</b>	<b>2</b>	<b>39884/5</b>	<b>6,040</b>
72	72	6-8		Veneer	2	39885/2	8,305
<b>72</b>	<b>72</b>	<b>6-8</b>		<b>Laminate</b>	<b>2</b>	<b>39885/5</b>	<b>6,820</b>

## Polished Bases

L"	X	D"	Sugg Seat Capacity *	Top Finish	Top Sections	Model Number	List Price
48	48	2-4		Veneer	1	39886/2	4,245
<b>48</b>	<b>48</b>	<b>2-4</b>		<b>Laminate</b>	<b>1</b>	<b>39886/5</b>	<b>3,665</b>
54	54	4-6		Veneer	1	39887/2	5,160
<b>54</b>	<b>54</b>	<b>4-6</b>		<b>Laminate</b>	<b>1</b>	<b>39887/5</b>	<b>4,365</b>
60	60	6-8		Veneer	1	39888/2	6,125
<b>60</b>	<b>60</b>	<b>6-8</b>		<b>Laminate</b>	<b>1</b>	<b>39888/5</b>	<b>5,160</b>
66	66	6-8		Veneer	2	39889/2	7,625
<b>66</b>	<b>66</b>	<b>6-8</b>		<b>Laminate</b>	<b>2</b>	<b>39889/5</b>	<b>6,205</b>
72	72	6-8		Veneer	2	39890/2	8,365
<b>72</b>	<b>72</b>	<b>6-8</b>		<b>Laminate</b>	<b>2</b>	<b>39890/5</b>	<b>6,965</b>

\* Based on a chair width of 25"

# METRONOME™ TABLES

## SQUARE WITH TROUGH

Design - Fig40



Table Top



Square

**With Power Trough**

Table height = 29"

2 Supports



Specify edge type; add the two letter code after the model number.



Self Edge (SE)



Taper Edge (TE)



Facet Edge (FE)



Flowform Edge (FF)  
5% upcharge  
laminates not available



Camber Edge (CE)  
5% upcharge  
laminates not available

Note: For powder coat bases, please use model # of anodized bases and add "PC" at the end, e.g. 39403PC/2.

### Anodized Bases

L"	X	D"	Sugg Seat Capacity *	Top Finish	Top Sections	Model Number	List Price
48	48	2-4		Veneer	1	39901/2	5,495
<b>48</b>	<b>48</b>	<b>2-4</b>		<b>Laminate</b>	<b>1</b>	<b>39901/5</b>	<b>4,870</b>
54	54	4-6		Veneer	1	39902/2	6,360
<b>54</b>	<b>54</b>	<b>4-6</b>		<b>Laminate</b>	<b>1</b>	<b>39902/5</b>	<b>5,580</b>
60	60	6-8		Veneer	1	39903/2	7,375
<b>60</b>	<b>60</b>	<b>6-8</b>		<b>Laminate</b>	<b>1</b>	<b>39903/5</b>	<b>6,360</b>
66	66	6-8		Veneer	2	39904/2	8,795
<b>66</b>	<b>66</b>	<b>6-8</b>		<b>Laminate</b>	<b>2</b>	<b>39904/5</b>	<b>7,375</b>
72	72	6-8		Veneer	2	39905/2	9,630
<b>72</b>	<b>72</b>	<b>6-8</b>		<b>Laminate</b>	<b>2</b>	<b>39905/5</b>	<b>8,145</b>

### Polished Bases

L"	X	D"	Sugg Seat Capacity *	Top Finish	Top Sections	Model Number	List Price
48	48	2-4		Veneer	1	39906/2	5,580
<b>48</b>	<b>48</b>	<b>2-4</b>		<b>Laminate</b>	<b>1</b>	<b>39906/5</b>	<b>4,995</b>
54	54	4-6		Veneer	1	39907/2	6,500
<b>54</b>	<b>54</b>	<b>4-6</b>		<b>Laminate</b>	<b>1</b>	<b>39907/5</b>	<b>5,705</b>
60	60	6-8		Veneer	1	39908/2	7,450
<b>60</b>	<b>60</b>	<b>6-8</b>		<b>Laminate</b>	<b>1</b>	<b>39908/5</b>	<b>6,500</b>
66	66	6-8		Veneer	2	39909/2	8,950
<b>66</b>	<b>66</b>	<b>6-8</b>		<b>Laminate</b>	<b>2</b>	<b>39909/5</b>	<b>7,545</b>
72	72	6-8		Veneer	2	39910/2	9,695
<b>72</b>	<b>72</b>	<b>6-8</b>		<b>Laminate</b>	<b>2</b>	<b>39910/5</b>	<b>8,305</b>

# METRONOME™ TABLES

## SQUARE WITH SOFT (6" RADIUS) CORNERS

Design - Fig40



Table Top  **No Power Trough** Table height = 29"

Square with soft corners

Specify edge type; add the two letter code after the model number.



Self Edge (SE)



Taper Edge (TE)



Facet Edge (FE)



Flowform Edge (FF)  
5% upcharge  
laminates not available



Camber Edge (CE)  
5% upcharge  
laminates not available

2 Supports



Note: For powder coat bases, please use model # of anodized bases and add "PC" at the end, e.g. 39403PC/2.

### Anodized Bases

L"	X	D"	Sugg Seat Capacity *	Top Finish	Top Sections	Model Number	List Price
48	48	2-4		Veneer	1	39891/2	4,295
<b>48</b>	<b>48</b>	<b>2-4</b>		<b>Laminate</b>	<b>1</b>	<b>39891/5</b>	<b>3,640</b>
54	54	4-6		Veneer	1	39892/2	5,185
<b>54</b>	<b>54</b>	<b>4-6</b>		<b>Laminate</b>	<b>1</b>	<b>39892/5</b>	<b>4,365</b>
60	60	6-8		Veneer	1	39893/2	6,230
<b>60</b>	<b>60</b>	<b>6-8</b>		<b>Laminate</b>	<b>1</b>	<b>39893/5</b>	<b>5,185</b>
66	66	6-8		Veneer	2	39894/2	7,665
<b>66</b>	<b>66</b>	<b>6-8</b>		<b>Laminate</b>	<b>2</b>	<b>39894/5</b>	<b>6,230</b>
72	72	6-8		Veneer	2	39895/2	8,545
<b>72</b>	<b>72</b>	<b>6-8</b>		<b>Laminate</b>	<b>2</b>	<b>39895/5</b>	<b>7,020</b>

### Polished Bases

L"	X	D"	Sugg Seat Capacity *	Top Finish	Top Sections	Model Number	List Price
48	48	2-4		Veneer	1	39896/2	4,365
<b>48</b>	<b>48</b>	<b>2-4</b>		<b>Laminate</b>	<b>1</b>	<b>39896/5</b>	<b>3,775</b>
54	54	4-6		Veneer	1	39897/2	5,310
<b>54</b>	<b>54</b>	<b>4-6</b>		<b>Laminate</b>	<b>1</b>	<b>39897/5</b>	<b>4,495</b>
60	60	6-8		Veneer	1	39898/2	6,310
<b>60</b>	<b>60</b>	<b>6-8</b>		<b>Laminate</b>	<b>1</b>	<b>39898/5</b>	<b>5,310</b>
66	66	6-8		Veneer	2	39899/2	7,850
<b>66</b>	<b>66</b>	<b>6-8</b>		<b>Laminate</b>	<b>2</b>	<b>39899/5</b>	<b>6,390</b>
72	72	6-8		Veneer	2	39900/2	8,625
<b>72</b>	<b>72</b>	<b>6-8</b>		<b>Laminate</b>	<b>2</b>	<b>39900/5</b>	<b>7,160</b>

\* Based on a chair width of 25"

# METRONOME™ TABLES

## SQUARE WITH SOFT (6" RADIUS) CORNERS

Design - Fig40



Table Top  **With Power Trough** Table height = 29"

Square with soft corners

Specify edge type; add the two letter code after the model number.

2 Supports



Self Edge (SE)



Taper Edge (TE)



Facet Edge (FE)



Flowform Edge (FF)  
5% upcharge  
laminates not available



Camber Edge (CE)  
5% upcharge  
laminates not available

Note: For powder coat bases, please use model # of anodized bases and add "PC" at the end, e.g. 39403PC/2.

### Anodized Bases

L"	X	D"	Sugg Seat Capacity *	Top Finish	Top Sections	Model Number	List Price
48	48	4-6		Veneer	1	39911/2	5,625
<b>48</b>	<b>48</b>	<b>4-6</b>		<b>Laminate</b>	<b>1</b>	<b>39911/5</b>	<b>4,980</b>
54	54	4-6		Veneer	1	39912/2	6,530
<b>54</b>	<b>54</b>	<b>4-6</b>		<b>Laminate</b>	<b>1</b>	<b>39912/5</b>	<b>5,705</b>
60	60	6-8		Veneer	1	39913/2	7,580
<b>60</b>	<b>60</b>	<b>6-8</b>		<b>Laminate</b>	<b>1</b>	<b>39913/5</b>	<b>6,530</b>
66	66	6-8		Veneer	2	39914/2	9,000
<b>66</b>	<b>66</b>	<b>6-8</b>		<b>Laminate</b>	<b>2</b>	<b>39914/5</b>	<b>7,580</b>
72	72	6-8		Veneer	2	39915/2	9,870
<b>72</b>	<b>72</b>	<b>6-8</b>		<b>Laminate</b>	<b>2</b>	<b>39915/5</b>	<b>8,355</b>

### Polished Bases

L"	X	D"	Sugg Seat Capacity *	Top Finish	Top Sections	Model Number	List Price
48	48	4-6		Veneer	1	39916/2	5,705
<b>48</b>	<b>48</b>	<b>4-6</b>		<b>Laminate</b>	<b>1</b>	<b>39916/5</b>	<b>5,100</b>
54	54	4-6		Veneer	1	39917/2	6,645
<b>54</b>	<b>54</b>	<b>4-6</b>		<b>Laminate</b>	<b>1</b>	<b>39917/5</b>	<b>5,830</b>
60	60	6-8		Veneer	1	39918/2	7,635
<b>60</b>	<b>60</b>	<b>6-8</b>		<b>Laminate</b>	<b>1</b>	<b>39918/5</b>	<b>6,645</b>
66	66	6-8		Veneer	2	39919/2	9,175
<b>66</b>	<b>66</b>	<b>6-8</b>		<b>Laminate</b>	<b>2</b>	<b>39919/5</b>	<b>7,710</b>
72	72	6-8		Veneer	2	39920/2	9,950
<b>72</b>	<b>72</b>	<b>6-8</b>		<b>Laminate</b>	<b>2</b>	<b>39920/5</b>	<b>8,480</b>

\* Based on a chair width of 25"

# METRONOME™ TABLES

ROUND Design - Fig40



Table Top



**No Power Trough**

Table height = 29"

Round

2 Supports



Specify edge type; add the two letter code after the model number.



Self Edge (SE)



Taper Edge (TE)



Facet Edge (FE)



Flowform Edge "FF"  
5% upcharge  
laminite not available



Camber Edge "CE"  
5% upcharge  
laminite not available

Note: For powder coat bases, please use model # of anodized bases and add "PC" at the end, e.g. 39403PC/2.

## Anodized Bases

L"	X	D"	Sugg Seat Capacity *	Top Finish	Top Sections	Model Number	List Price
48		48		Veneer	1	39921/2	4,295
<b>48</b>	<b>48</b>			<b>Laminate</b>	<b>1</b>	<b>39921/5</b>	<b>3,640</b>
54		54		Veneer	1	39922/2	5,185
<b>54</b>	<b>54</b>			<b>Laminate</b>	<b>1</b>	<b>39922/5</b>	<b>4,365</b>
60		60		Veneer	1	39923/2	6,230
<b>60</b>	<b>60</b>			<b>Laminate</b>	<b>1</b>	<b>39923/5</b>	<b>5,185</b>
66		66		Veneer	2	39924/2	7,665
<b>66</b>	<b>66</b>			<b>Laminate</b>	<b>2</b>	<b>39924/5</b>	<b>6,230</b>
72		72		Veneer	2	39925/2	8,545
<b>72</b>	<b>72</b>			<b>Laminate</b>	<b>2</b>	<b>39925/5</b>	<b>7,020</b>

## Polished Bases

L"	X	D"	Sugg Seat Capacity *	Top Finish	Top Sections	Model Number	List Price
48		48		Veneer	1	39926/2	4,365
<b>48</b>	<b>48</b>			<b>Laminate</b>	<b>1</b>	<b>39926/5</b>	<b>3,775</b>
54		54		Veneer	1	39927/2	5,310
<b>54</b>	<b>54</b>			<b>Laminate</b>	<b>1</b>	<b>39927/5</b>	<b>4,495</b>
60		60		Veneer	1	39928/2	6,310
<b>60</b>	<b>60</b>			<b>Laminate</b>	<b>1</b>	<b>39928/5</b>	<b>5,310</b>
66		66		Veneer	2	39929/2	7,850
<b>66</b>	<b>66</b>			<b>Laminate</b>	<b>2</b>	<b>39929/5</b>	<b>6,390</b>
72		72		Veneer	2	39930/2	8,625
<b>72</b>	<b>72</b>			<b>Laminate</b>	<b>2</b>	<b>39930/5</b>	<b>7,160</b>

\* Based on a chair width of 25"

# METRONOME™ TABLES

ROUND Design - Fig40


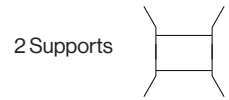


Table height = 29"



Specify edge type; add the two letter code after the model number.



Self Edge (SE)



Taper Edge (TE)



Facet Edge (FE)



Flowform Edge "FF"  
5% upcharge  
laminite not available



Camber Edge "CE"  
5% upcharge  
laminite not available

Note: For powder coat bases, please use model # of anodized bases and add "PC" at the end, e.g. 39403PC/2.

## Anodized Bases

L"	X	D"	Sugg Seat Capacity *	Top Finish	Top Sections	Model Number	List Price
48		48		Veneer	1	39931/2	5,625
<b>48</b>	<b>48</b>			<b>Laminate</b>	<b>1</b>	<b>39931/5</b>	<b>4,980</b>
54		54		Veneer	1	39932/2	6,530
<b>54</b>	<b>54</b>			<b>Laminate</b>	<b>1</b>	<b>39932/5</b>	<b>5,705</b>
60		60		Veneer	1	39933/2	7,580
<b>60</b>	<b>60</b>			<b>Laminate</b>	<b>1</b>	<b>39933/5</b>	<b>6,530</b>
66		66		Veneer	2	39934/2	9,000
<b>66</b>	<b>66</b>			<b>Laminate</b>	<b>2</b>	<b>39934/5</b>	<b>7,580</b>
72		72		Veneer	2	39935/2	9,870
<b>72</b>	<b>72</b>			<b>Laminate</b>	<b>2</b>	<b>39935/5</b>	<b>8,355</b>

## Polished Bases

L"	X	D"	Sugg Seat Capacity *	Top Finish	Top Sections	Model Number	List Price
48		48		Veneer	1	39936/2	5,705
<b>48</b>	<b>48</b>			<b>Laminate</b>	<b>1</b>	<b>39936/5</b>	<b>5,100</b>
54		54		Veneer	1	39937/2	6,645
<b>54</b>	<b>54</b>			<b>Laminate</b>	<b>1</b>	<b>39937/5</b>	<b>5,830</b>
60		60		Veneer	1	39938/2	7,635
<b>60</b>	<b>60</b>			<b>Laminate</b>	<b>1</b>	<b>39938/5</b>	<b>6,645</b>
66		66		Veneer	2	39939/2	9,175
<b>66</b>	<b>66</b>			<b>Laminate</b>	<b>2</b>	<b>39939/5</b>	<b>7,710</b>
72		72		Veneer	2	39940/2	9,950
<b>72</b>	<b>72</b>			<b>Laminate</b>	<b>2</b>	<b>39940/5</b>	<b>8,480</b>

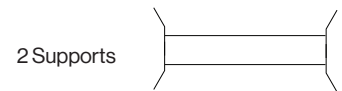
\* Based on a chair width of 25"

# METRONOME™ TABLES

## RECTANGULAR Design - Fig40



Table Top  **No Power Trough** Table height = 29"  
 Rectangle



Specify edge type; add the two letter code after the model number.



Note: For powder coat bases, please use model # of anodized bases and add "PC" at the end, e.g. 39403PC/2.

### Anodized Bases

L"	X	D"	Sugg Seat Capacity *	Top Finish	Top Sections	Model Number	List Price
84	42	6-8		Veneer	1	39403/2	6,600
<b>84</b>	<b>42</b>	<b>6-8</b>		<b>Laminate</b>	<b>1</b>	<b>39403/5</b>	<b>5,640</b>
96	42	6-8		Veneer	1	39405/2	6,995
<b>96</b>	<b>42</b>	<b>6-8</b>		<b>Laminate</b>	<b>1</b>	<b>39405/5</b>	<b>5,895</b>
96	48	6-8		Veneer	1	39406/2	7,435
<b>96</b>	<b>48</b>	<b>6-8</b>		<b>Laminate</b>	<b>1</b>	<b>39406/5</b>	<b>6,160</b>
108	42	8-10		Veneer	1	39407/2	7,410
<b>108</b>	<b>42</b>	<b>8-10</b>		<b>Laminate</b>	<b>1</b>	<b>39407/5</b>	<b>6,150</b>
108	48	8-10		Veneer	1	39408/2	7,820
<b>108</b>	<b>48</b>	<b>8-10</b>		<b>Laminate</b>	<b>1</b>	<b>39408/5</b>	<b>6,420</b>
120	42	8-10		Veneer	2	39409/2	7,805
<b>120</b>	<b>42</b>	<b>8-10</b>		<b>Laminate</b>	<b>2</b>	<b>39409/5</b>	<b>6,430</b>
120	48	8-10		Veneer	2	39410/2	8,305
<b>120</b>	<b>48</b>	<b>8-10</b>		<b>Laminate</b>	<b>2</b>	<b>39410/5</b>	<b>6,680</b>
120	54	8-10		Veneer	2	39411/2	8,800
<b>120</b>	<b>54</b>	<b>8-10</b>		<b>Laminate</b>	<b>2</b>	<b>39411/5</b>	<b>6,990</b>

### Polished Bases

L"	X	D"	Sugg Seat Capacity *	Top Finish	Top Sections	Model Number	List Price
84	42	6-8		Veneer	1	39433/2	7,015
<b>84</b>	<b>42</b>	<b>6-8</b>		<b>Laminate</b>	<b>1</b>	<b>39433/5</b>	<b>6,055</b>
96	42	6-8		Veneer	1	39435/2	7,410
<b>96</b>	<b>42</b>	<b>6-8</b>		<b>Laminate</b>	<b>1</b>	<b>39435/5</b>	<b>6,315</b>
96	48	6-8		Veneer	1	39436/2	7,855
<b>96</b>	<b>48</b>	<b>6-8</b>		<b>Laminate</b>	<b>1</b>	<b>39436/5</b>	<b>6,555</b>
108	42	8-10		Veneer	1	39437/2	7,840
<b>108</b>	<b>42</b>	<b>8-10</b>		<b>Laminate</b>	<b>1</b>	<b>39437/5</b>	<b>6,565</b>
108	48	8-10		Veneer	1	39438/2	8,210
<b>108</b>	<b>48</b>	<b>8-10</b>		<b>Laminate</b>	<b>1</b>	<b>39438/5</b>	<b>6,820</b>
120	42	8-10		Veneer	2	39439/2	8,180
<b>120</b>	<b>42</b>	<b>8-10</b>		<b>Laminate</b>	<b>2</b>	<b>39439/5</b>	<b>6,855</b>
120	48	8-10		Veneer	2	39440/2	8,695
<b>120</b>	<b>48</b>	<b>8-10</b>		<b>Laminate</b>	<b>2</b>	<b>39440/5</b>	<b>7,120</b>
120	54	8-10		Veneer	2	39441/2	9,215
<b>120</b>	<b>54</b>	<b>8-10</b>		<b>Laminate</b>	<b>2</b>	<b>39441/5</b>	<b>7,405</b>

\* Based on a chair width of 25"

# METRONOME™ TABLES

## RECTANGULAR Design - Fig40



Table Top



Rectangle

**No Power Trough**

Table height = 29"

3 Supports



Specify edge type; add the two letter code after the model number.



Self Edge (SE)



Taper Edge (TE)



Facet Edge (FE)



Flowform Edge "FF"  
5% upcharge  
laminite not available



Camber Edge "CE"  
5% upcharge  
laminite not available

Note: For powder coat bases, please use model # of anodized bases and add "PC" at the end, e.g. 39403PC/2.

### Anodized Bases

L"	X	D"	Sugg Seat Capacity *	Top Finish	Top Sections	Model Number	List Price
132	48	10-12	Veneer	2	39412/2	11,510	
<b>132</b>	<b>48</b>	<b>10-12</b>	<b>Laminate</b>	<b>2</b>	<b>39412/5</b>	<b>9,745</b>	
132	54	10-12	Veneer	2	39413/2	12,070	
<b>132</b>	<b>54</b>	<b>10-12</b>	<b>Laminate</b>	<b>2</b>	<b>39413/5</b>	<b>10,140</b>	
144	48	10-12	Veneer	2	39414/2	12,065	
<b>144</b>	<b>48</b>	<b>10-12</b>	<b>Laminate</b>	<b>2</b>	<b>39414/5</b>	<b>10,135</b>	
144	54	10-12	Veneer	2	39415/2	12,670	
<b>144</b>	<b>54</b>	<b>10-12</b>	<b>Laminate</b>	<b>2</b>	<b>39415/5</b>	<b>10,470</b>	
144	60	10-12	Veneer	2	39416/2	13,275	
<b>144</b>	<b>60</b>	<b>10-12</b>	<b>Laminate</b>	<b>2</b>	<b>39416/5</b>	<b>10,840</b>	
156	48	12-14	Veneer	2	39417/2	12,510	
<b>156</b>	<b>48</b>	<b>12-14</b>	<b>Laminate</b>	<b>2</b>	<b>39417/5</b>	<b>10,410</b>	
156	54	12-14	Veneer	2	39418/2	13,190	
<b>156</b>	<b>54</b>	<b>12-14</b>	<b>Laminate</b>	<b>2</b>	<b>39418/5</b>	<b>10,805</b>	
156	60	12-14	Veneer	2	39419/2	13,815	
<b>156</b>	<b>60</b>	<b>12-14</b>	<b>Laminate</b>	<b>2</b>	<b>39419/5</b>	<b>11,175</b>	
168	48	12-14	Veneer	2	39420/2	12,960	
<b>168</b>	<b>48</b>	<b>12-14</b>	<b>Laminate</b>	<b>2</b>	<b>39420/5</b>	<b>10,690</b>	
168	54	12-14	Veneer	2	39421/2	13,685	
<b>168</b>	<b>54</b>	<b>12-14</b>	<b>Laminate</b>	<b>2</b>	<b>39421/5</b>	<b>11,130</b>	
168	60	12-14	Veneer	2	39422/2	14,350	
<b>168</b>	<b>60</b>	<b>12-14</b>	<b>Laminate</b>	<b>2</b>	<b>39422/5</b>	<b>11,510</b>	
180	54	14-16	Veneer	3	39423/2	14,160	
<b>180</b>	<b>54</b>	<b>14-16</b>	<b>Laminate</b>	<b>3</b>	<b>39423/5</b>	<b>11,425</b>	
180	60	14-16	Veneer	3	39424/2	14,905	
<b>180</b>	<b>60</b>	<b>14-16</b>	<b>Laminate</b>	<b>3</b>	<b>39424/5</b>	<b>11,850</b>	
192	54	14-16	Veneer	3	39425/2	14,660	
<b>192</b>	<b>54</b>	<b>14-16</b>	<b>Laminate</b>	<b>3</b>	<b>39425/5</b>	<b>11,735</b>	
192	60	14-16	Veneer	3	39426/2	15,435	
<b>192</b>	<b>60</b>	<b>14-16</b>	<b>Laminate</b>	<b>3</b>	<b>39426/5</b>	<b>12,190</b>	
204	54	16-18	Veneer	3	39427/2	15,155	
<b>204</b>	<b>54</b>	<b>16-18</b>	<b>Laminate</b>	<b>3</b>	<b>39427/5</b>	<b>12,040</b>	
204	60	16-18	Veneer	3	39428/2	16,000	
<b>204</b>	<b>60</b>	<b>16-18</b>	<b>Laminate</b>	<b>3</b>	<b>39428/5</b>	<b>12,525</b>	
216	54	16-18	Veneer	3	39429/2	15,640	
<b>216</b>	<b>54</b>	<b>16-18</b>	<b>Laminate</b>	<b>3</b>	<b>39429/5</b>	<b>12,345</b>	
216	60	16-18	Veneer	3	39430/2	16,550	
<b>216</b>	<b>60</b>	<b>16-18</b>	<b>Laminate</b>	<b>3</b>	<b>39430/5</b>	<b>12,850</b>	

### Polished Bases

L"	X	D"	Sugg Seat Capacity *	Top Finish	Top Sections	Model Number	List Price
132	48	10-12	Veneer	2	39442/2	12,335	
<b>132</b>	<b>48</b>	<b>10-12</b>	<b>Laminate</b>	<b>2</b>	<b>39442/5</b>	<b>10,575</b>	
132	54	10-12	Veneer	2	39443/2	12,910	
<b>132</b>	<b>54</b>	<b>10-12</b>	<b>Laminate</b>	<b>2</b>	<b>39443/5</b>	<b>10,975</b>	
144	48	10-12	Veneer	2	39444/2	12,890	
<b>144</b>	<b>48</b>	<b>10-12</b>	<b>Laminate</b>	<b>2</b>	<b>39444/5</b>	<b>10,960</b>	
144	54	10-12	Veneer	2	39445/2	13,500	
<b>144</b>	<b>54</b>	<b>10-12</b>	<b>Laminate</b>	<b>2</b>	<b>39445/5</b>	<b>11,295</b>	
144	60	10-12	Veneer	2	39446/2	14,095	
<b>144</b>	<b>60</b>	<b>10-12</b>	<b>Laminate</b>	<b>2</b>	<b>39446/5</b>	<b>11,665</b>	
156	48	12-14	Veneer	2	39447/2	13,345	
<b>156</b>	<b>48</b>	<b>12-14</b>	<b>Laminate</b>	<b>2</b>	<b>39447/5</b>	<b>11,245</b>	
156	54	12-14	Veneer	2	39448/2	14,030	
<b>156</b>	<b>54</b>	<b>12-14</b>	<b>Laminate</b>	<b>2</b>	<b>39448/5</b>	<b>11,655</b>	
156	60	12-14	Veneer	2	39449/2	14,655	
<b>156</b>	<b>60</b>	<b>12-14</b>	<b>Laminate</b>	<b>2</b>	<b>39449/5</b>	<b>12,010</b>	
168	48	12-14	Veneer	2	39450/2	13,805	
<b>168</b>	<b>48</b>	<b>12-14</b>	<b>Laminate</b>	<b>2</b>	<b>39450/5</b>	<b>11,520</b>	
168	54	12-14	Veneer	2	39451/2	14,515	
<b>168</b>	<b>54</b>	<b>12-14</b>	<b>Laminate</b>	<b>2</b>	<b>39451/5</b>	<b>11,965</b>	
168	60	12-14	Veneer	2	39452/2	15,185	
<b>168</b>	<b>60</b>	<b>12-14</b>	<b>Laminate</b>	<b>2</b>	<b>39452/5</b>	<b>12,345</b>	
180	54	14-16	Veneer	3	39453/2	14,990	
<b>180</b>	<b>54</b>	<b>14-16</b>	<b>Laminate</b>	<b>3</b>	<b>39453/5</b>	<b>12,260</b>	
180	60	14-16	Veneer	3	39454/2	15,740	
<b>180</b>	<b>60</b>	<b>14-16</b>	<b>Laminate</b>	<b>3</b>	<b>39454/5</b>	<b>12,675</b>	
192	54	14-16	Veneer	3	39455/2	15,485	
<b>192</b>	<b>54</b>	<b>14-16</b>	<b>Laminate</b>	<b>3</b>	<b>39455/5</b>	<b>12,570</b>	
192	60	14-16	Veneer	3	39456/2	16,285	
<b>192</b>	<b>60</b>	<b>14-16</b>	<b>Laminate</b>	<b>3</b>	<b>39456/5</b>	<b>13,035</b>	
204	54	16-18	Veneer	3	39457/2	16,000	
<b>204</b>	<b>54</b>	<b>16-18</b>	<b>Laminate</b>	<b>3</b>	<b>39457/5</b>	<b>12,880</b>	
204	60	16-18	Veneer	3	39458/2	16,830	
<b>204</b>	<b>60</b>	<b>16-18</b>	<b>Laminate</b>	<b>3</b>	<b>39458/5</b>	<b>13,360</b>	
216	54	16-18	Veneer	3	39459/2	16,505	
<b>216</b>	<b>54</b>	<b>16-18</b>	<b>Laminate</b>	<b>3</b>	<b>39459/5</b>	<b>13,190</b>	
216	60	16-18	Veneer	3	39460/2	17,370	
<b>216</b>	<b>60</b>	<b>16-18</b>	<b>Laminate</b>	<b>3</b>	<b>39460/5</b>	<b>13,695</b>	

\* Based on a chair width of 25"

# METRONOME™ TABLES

## RECTANGULAR Design - Fig40



Table Top



Rectangle

**With Power Trough**

Table height = 29"

2 Supports



Specify edge type; add the two letter code after the model number.



Self Edge (SE)



Taper Edge (TE)



Facet Edge (FE)



Flowform Edge "FF"  
5% upcharge  
laminite not available



Camber Edge "CE"  
5% upcharge  
laminite not available

Note: For powder coat bases, please use model # of anodized bases and add "PC" at the end, e.g. 39403PC/2.

### Anodized Bases

L"	X	D"	Sugg Seat Capacity *	Top Finish	Top Sections	Model Number	List Price
84	42	6-8		Veneer	1	39463/2	8,175
<b>84</b>	<b>42</b>	<b>6-8</b>		<b>Laminate</b>	<b>1</b>	<b>39463/5</b>	<b>7,225</b>
96	42	6-8		Veneer	1	39465/2	8,585
<b>96</b>	<b>42</b>	<b>6-8</b>		<b>Laminate</b>	<b>1</b>	<b>39465/5</b>	<b>7,465</b>
96	48	6-8		Veneer	1	39466/2	9,015
<b>96</b>	<b>48</b>	<b>6-8</b>		<b>Laminate</b>	<b>1</b>	<b>39466/5</b>	<b>7,705</b>
108	42	8-10		Veneer	1	39467/2	8,990
<b>108</b>	<b>42</b>	<b>8-10</b>		<b>Laminate</b>	<b>1</b>	<b>39467/5</b>	<b>7,715</b>
108	48	8-10		Veneer	1	39468/2	9,395
<b>108</b>	<b>48</b>	<b>8-10</b>		<b>Laminate</b>	<b>1</b>	<b>39468/5</b>	<b>7,990</b>
120	42	8-10		Veneer	2	39469/2	9,530
<b>120</b>	<b>42</b>	<b>8-10</b>		<b>Laminate</b>	<b>2</b>	<b>39469/5</b>	<b>8,175</b>
120	48	8-10		Veneer	2	39470/2	10,025
<b>120</b>	<b>48</b>	<b>8-10</b>		<b>Laminate</b>	<b>2</b>	<b>39470/5</b>	<b>8,430</b>
120	54	8-10		Veneer	2	39471/2	10,540
<b>120</b>	<b>54</b>	<b>8-10</b>		<b>Laminate</b>	<b>2</b>	<b>39471/5</b>	<b>8,735</b>

### Polished Bases

L"	X	D"	Sugg Seat Capacity *	Top Finish	Top Sections	Model Number	List Price
84	42	6-8		Veneer	1	39493/2	8,600
<b>84</b>	<b>42</b>	<b>6-8</b>		<b>Laminate</b>	<b>1</b>	<b>39493/5</b>	<b>7,635</b>
96	42	6-8		Veneer	1	39495/2	8,990
<b>96</b>	<b>42</b>	<b>6-8</b>		<b>Laminate</b>	<b>1</b>	<b>39495/5</b>	<b>7,895</b>
96	48	6-8		Veneer	1	39496/2	9,435
<b>96</b>	<b>48</b>	<b>6-8</b>		<b>Laminate</b>	<b>1</b>	<b>39496/5</b>	<b>8,130</b>
108	42	8-10		Veneer	1	39497/2	9,415
<b>108</b>	<b>42</b>	<b>8-10</b>		<b>Laminate</b>	<b>1</b>	<b>39497/5</b>	<b>8,135</b>
108	48	8-10		Veneer	1	39498/2	9,800
<b>108</b>	<b>48</b>	<b>8-10</b>		<b>Laminate</b>	<b>1</b>	<b>39498/5</b>	<b>8,415</b>
120	42	8-10		Veneer	2	39499/2	9,950
<b>120</b>	<b>42</b>	<b>8-10</b>		<b>Laminate</b>	<b>2</b>	<b>39499/5</b>	<b>8,600</b>
120	48	8-10		Veneer	2	39500/2	10,455
<b>120</b>	<b>48</b>	<b>8-10</b>		<b>Laminate</b>	<b>2</b>	<b>39500/5</b>	<b>8,855</b>
120	54	8-10		Veneer	2	39501/2	10,965
<b>120</b>	<b>54</b>	<b>8-10</b>		<b>Laminate</b>	<b>2</b>	<b>39501/5</b>	<b>9,150</b>

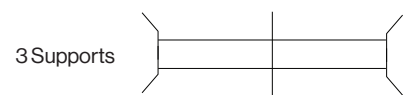
\* Based on a chair width of 25"

# METRONOME™ TABLES

## RECTANGULAR Design - Fig40



Table Top  **With Power Trough** Table height = 29"



Rectangle  
Specify edge type; add the two letter code after the model number.



Note: For powder coat bases, please use model # of anodized bases and add "PC" at the end, e.g. 39403PC/2.

### Anodized Bases

### Polished Bases

L"	X	D"	Sugg Seat Capacity *	Top Finish	Top Sections	Model Number	List Price
132	48	10-12	Veneer	2	39472/2	13,270	
<b>132</b>	<b>48</b>	<b>10-12</b>	<b>Laminate</b>	<b>2</b>	<b>39472/5</b>	<b>11,490</b>	
132	54	10-12	Veneer	2	39473/2	13,830	
<b>132</b>	<b>54</b>	<b>10-12</b>	<b>Laminate</b>	<b>2</b>	<b>39473/5</b>	<b>11,890</b>	
144	48	10-12	Veneer	2	39474/2	13,815	
<b>144</b>	<b>48</b>	<b>10-12</b>	<b>Laminate</b>	<b>2</b>	<b>39474/5</b>	<b>11,875</b>	
144	54	10-12	Veneer	2	39475/2	14,435	
<b>144</b>	<b>54</b>	<b>10-12</b>	<b>Laminate</b>	<b>2</b>	<b>39475/5</b>	<b>12,220</b>	
144	60	10-12	Veneer	2	39476/2	15,005	
<b>144</b>	<b>60</b>	<b>10-12</b>	<b>Laminate</b>	<b>2</b>	<b>39476/5</b>	<b>12,585</b>	
156	48	12-14	Veneer	2	39477/2	15,660	
<b>156</b>	<b>48</b>	<b>12-14</b>	<b>Laminate</b>	<b>2</b>	<b>39477/5</b>	<b>13,590</b>	
156	54	12-14	Veneer	2	39478/2	16,350	
<b>156</b>	<b>54</b>	<b>12-14</b>	<b>Laminate</b>	<b>2</b>	<b>39478/5</b>	<b>14,000</b>	
156	60	12-14	Veneer	2	39479/2	16,970	
<b>156</b>	<b>60</b>	<b>12-14</b>	<b>Laminate</b>	<b>2</b>	<b>39479/5</b>	<b>14,330</b>	
168	48	12-14	Veneer	2	39480/2	16,120	
<b>168</b>	<b>48</b>	<b>12-14</b>	<b>Laminate</b>	<b>2</b>	<b>39480/5</b>	<b>13,850</b>	
168	54	12-14	Veneer	2	39481/2	16,840	
<b>168</b>	<b>54</b>	<b>12-14</b>	<b>Laminate</b>	<b>2</b>	<b>39481/5</b>	<b>14,295</b>	
168	60	12-14	Veneer	2	39482/2	17,525	
<b>168</b>	<b>60</b>	<b>12-14</b>	<b>Laminate</b>	<b>2</b>	<b>39482/5</b>	<b>14,680</b>	
180	54	14-16	Veneer	3	39483/2	17,480	
<b>180</b>	<b>54</b>	<b>14-16</b>	<b>Laminate</b>	<b>3</b>	<b>39483/5</b>	<b>14,750</b>	
180	60	14-16	Veneer	3	39484/2	18,230	
<b>180</b>	<b>60</b>	<b>14-16</b>	<b>Laminate</b>	<b>3</b>	<b>39484/5</b>	<b>15,180</b>	
192	54	14-16	Veneer	3	39485/2	17,990	
<b>192</b>	<b>54</b>	<b>14-16</b>	<b>Laminate</b>	<b>3</b>	<b>39485/5</b>	<b>15,070</b>	
192	60	14-16	Veneer	3	39486/2	18,780	
<b>192</b>	<b>60</b>	<b>14-16</b>	<b>Laminate</b>	<b>3</b>	<b>39486/5</b>	<b>15,525</b>	
204	54	16-18	Veneer	3	39487/2	18,475	
<b>204</b>	<b>54</b>	<b>16-18</b>	<b>Laminate</b>	<b>3</b>	<b>39487/5</b>	<b>15,380</b>	
204	60	16-18	Veneer	3	39488/2	19,315	
<b>204</b>	<b>60</b>	<b>16-18</b>	<b>Laminate</b>	<b>3</b>	<b>39488/5</b>	<b>15,850</b>	
216	54	16-18	Veneer	3	39489/2	18,985	
<b>216</b>	<b>54</b>	<b>16-18</b>	<b>Laminate</b>	<b>3</b>	<b>39489/5</b>	<b>15,675</b>	
216	60	16-18	Veneer	3	39490/2	19,860	
<b>216</b>	<b>60</b>	<b>16-18</b>	<b>Laminate</b>	<b>3</b>	<b>39490/5</b>	<b>16,190</b>	

L"	X	D"	Sugg Seat Capacity *	Top Finish	Top Sections	Model Number	List Price
132	48	10-12	Veneer	2	39502/2	14,090	
<b>132</b>	<b>48</b>	<b>10-12</b>	<b>Laminate</b>	<b>2</b>	<b>39502/5</b>	<b>12,320</b>	
132	54	10-12	Veneer	2	39503/2	14,660	
<b>132</b>	<b>54</b>	<b>10-12</b>	<b>Laminate</b>	<b>2</b>	<b>39503/5</b>	<b>12,725</b>	
144	48	10-12	Veneer	2	39504/2	14,650	
<b>144</b>	<b>48</b>	<b>10-12</b>	<b>Laminate</b>	<b>2</b>	<b>39504/5</b>	<b>12,705</b>	
144	54	10-12	Veneer	2	39505/2	15,255	
<b>144</b>	<b>54</b>	<b>10-12</b>	<b>Laminate</b>	<b>2</b>	<b>39505/5</b>	<b>13,060</b>	
144	60	10-12	Veneer	2	39506/2	15,840	
<b>144</b>	<b>60</b>	<b>10-12</b>	<b>Laminate</b>	<b>2</b>	<b>39506/5</b>	<b>13,420</b>	
156	48	12-14	Veneer	2	39507/2	16,515	
<b>156</b>	<b>48</b>	<b>12-14</b>	<b>Laminate</b>	<b>2</b>	<b>39507/5</b>	<b>14,425</b>	
156	54	12-14	Veneer	2	39508/2	17,180	
<b>156</b>	<b>54</b>	<b>12-14</b>	<b>Laminate</b>	<b>2</b>	<b>39508/5</b>	<b>14,805</b>	
156	60	12-14	Veneer	2	39509/2	17,815	
<b>156</b>	<b>60</b>	<b>12-14</b>	<b>Laminate</b>	<b>2</b>	<b>39509/5</b>	<b>15,165</b>	
168	48	12-14	Veneer	2	39510/2	16,950	
<b>168</b>	<b>48</b>	<b>12-14</b>	<b>Laminate</b>	<b>2</b>	<b>39510/5</b>	<b>14,695</b>	
168	54	12-14	Veneer	2	39511/2	17,680	
<b>168</b>	<b>54</b>	<b>12-14</b>	<b>Laminate</b>	<b>2</b>	<b>39511/5</b>	<b>15,140</b>	
168	60	12-14	Veneer	2	39512/2	18,350	
<b>168</b>	<b>60</b>	<b>12-14</b>	<b>Laminate</b>	<b>2</b>	<b>39512/5</b>	<b>15,510</b>	
180	54	14-16	Veneer	3	39513/2	18,330	
<b>180</b>	<b>54</b>	<b>14-16</b>	<b>Laminate</b>	<b>3</b>	<b>39513/5</b>	<b>15,595</b>	
180	60	14-16	Veneer	3	39514/2	19,070	
<b>180</b>	<b>60</b>	<b>14-16</b>	<b>Laminate</b>	<b>3</b>	<b>39514/5</b>	<b>16,025</b>	
192	54	14-16	Veneer	3	39515/2	18,825	
<b>192</b>	<b>54</b>	<b>14-16</b>	<b>Laminate</b>	<b>3</b>	<b>39515/5</b>	<b>15,895</b>	
192	60	14-16	Veneer	3	39516/2	19,610	
<b>192</b>	<b>60</b>	<b>14-16</b>	<b>Laminate</b>	<b>3</b>	<b>39516/5</b>	<b>16,350</b>	
204	54	16-18	Veneer	3	39517/2	19,315	
<b>204</b>	<b>54</b>	<b>16-18</b>	<b>Laminate</b>	<b>3</b>	<b>39517/5</b>	<b>16,205</b>	
204	60	16-18	Veneer	3	39518/2	20,155	
<b>204</b>	<b>60</b>	<b>16-18</b>	<b>Laminate</b>	<b>3</b>	<b>39518/5</b>	<b>16,685</b>	
216	54	16-18	Veneer	3	39519/2	19,815	
<b>216</b>	<b>54</b>	<b>16-18</b>	<b>Laminate</b>	<b>3</b>	<b>39519/5</b>	<b>16,525</b>	
216	60	16-18	Veneer	3	39520/2	20,710	
<b>216</b>	<b>60</b>	<b>16-18</b>	<b>Laminate</b>	<b>3</b>	<b>39520/5</b>	<b>17,040</b>	

\* Based on a chair width of 25"

# METRONOME™ TABLES

## RECTANGULAR WITH SOFT (6" RADIUS) CORNERS

Design - Fig40



Table Top  **No Power Trough** Table height = 29"

Rectangle with soft corners

2 Supports



Specify edge type: add the two letter code after the model number



Taper Edge (TE)

Self Edge (SE)

Note: For powder coat bases, please use model # of anodized bases and add "PC" at the end, e.g. 39403PC/2.

### Anodized Bases

L"	X	D"	Sugg Seat Capacity *	Top Finish	Top Sections	Model Number	List Price
84	42	6-8		Veneer	1	39523/2	6,800
<b>84</b>	<b>42</b>	<b>6-8</b>		<b>Laminate</b>	<b>1</b>	<b>39523/5</b>	<b>5,805</b>
96	42	6-8		Veneer	1	39525/2	7,205
<b>96</b>	<b>42</b>	<b>6-8</b>		<b>Laminate</b>	<b>1</b>	<b>39525/5</b>	<b>6,065</b>
96	48	6-8		Veneer	1	39526/2	7,655
<b>96</b>	<b>48</b>	<b>6-8</b>		<b>Laminate</b>	<b>1</b>	<b>39526/5</b>	<b>6,315</b>
108	42	8-10		Veneer	1	39527/2	7,635
<b>108</b>	<b>42</b>	<b>8-10</b>		<b>Laminate</b>	<b>1</b>	<b>39527/5</b>	<b>6,330</b>
108	48	8-10		Veneer	1	39528/2	8,050
<b>108</b>	<b>48</b>	<b>8-10</b>		<b>Laminate</b>	<b>1</b>	<b>39528/5</b>	<b>6,600</b>
120	42	8-10		Veneer	2	39529/2	8,040
<b>120</b>	<b>42</b>	<b>8-10</b>		<b>Laminate</b>	<b>2</b>	<b>39529/5</b>	<b>6,630</b>
120	48	8-10		Veneer	2	39530/2	8,545
<b>120</b>	<b>48</b>	<b>8-10</b>		<b>Laminate</b>	<b>2</b>	<b>39530/5</b>	<b>6,895</b>
120	54	8-10		Veneer	2	39531/2	9,075
<b>120</b>	<b>54</b>	<b>8-10</b>		<b>Laminate</b>	<b>2</b>	<b>39531/5</b>	<b>7,200</b>

### Polished Bases

L"	X	D"	Sugg Seat Capacity *	Top Finish	Top Sections	Model Number	List Price
84	42	6-8		Veneer	1	39553/2	7,230
<b>84</b>	<b>42</b>	<b>6-8</b>		<b>Laminate</b>	<b>1</b>	<b>39553/5</b>	<b>6,240</b>
96	42	6-8		Veneer	1	39555/2	7,635
<b>96</b>	<b>42</b>	<b>6-8</b>		<b>Laminate</b>	<b>1</b>	<b>39555/5</b>	<b>6,505</b>
96	48	6-8		Veneer	1	39556/2	8,095
<b>96</b>	<b>48</b>	<b>6-8</b>		<b>Laminate</b>	<b>1</b>	<b>39556/5</b>	<b>6,755</b>
108	42	8-10		Veneer	1	39557/2	8,075
<b>108</b>	<b>42</b>	<b>8-10</b>		<b>Laminate</b>	<b>1</b>	<b>39557/5</b>	<b>6,760</b>
108	48	8-10		Veneer	1	39558/2	8,450
<b>108</b>	<b>48</b>	<b>8-10</b>		<b>Laminate</b>	<b>1</b>	<b>39558/5</b>	<b>7,020</b>
120	42	8-10		Veneer	2	39559/2	8,440
<b>120</b>	<b>42</b>	<b>8-10</b>		<b>Laminate</b>	<b>2</b>	<b>39559/5</b>	<b>7,055</b>
120	48	8-10		Veneer	2	39560/2	8,960
<b>120</b>	<b>48</b>	<b>8-10</b>		<b>Laminate</b>	<b>2</b>	<b>39560/5</b>	<b>7,325</b>
120	54	8-10		Veneer	2	39561/2	9,485
<b>120</b>	<b>54</b>	<b>8-10</b>		<b>Laminate</b>	<b>2</b>	<b>39561/5</b>	<b>7,630</b>

\* Based on a chair width of 25"

# METRONOME™ TABLES

## RECTANGULAR WITH SOFT (6" RADIUS) CORNERS

Design - Fig40



Table Top



No Power Trough

Table height = 29"

Rectangle with soft corners

3 Supports



Specify edge type: add the two letter code after the model number



Taper Edge (TE)

Self Edge (SE)

Note: For powder coat bases, please use model # of anodized bases and add "PC" at the end, e.g. 39403PC/2.

### Anodized Bases

L"	X	D"	Sugg Seat Capacity *	Top Finish	Top Sections	Model Number	List Price
132	48	10-12	Veneer	2	39532/2	11,850	
<b>132</b>	<b>48</b>	<b>10-12</b>	<b>Laminate</b>	<b>2</b>	<b>39532/5</b>	<b>10,025</b>	
132	54	10-12	Veneer	2	39533/2	12,435	
<b>132</b>	<b>54</b>	<b>10-12</b>	<b>Laminate</b>	<b>2</b>	<b>39533/5</b>	<b>10,440</b>	
144	48	10-12	Veneer	2	39534/2	12,425	
<b>144</b>	<b>48</b>	<b>10-12</b>	<b>Laminate</b>	<b>2</b>	<b>39534/5</b>	<b>10,425</b>	
144	54	10-12	Veneer	2	39535/2	13,060	
<b>144</b>	<b>54</b>	<b>10-12</b>	<b>Laminate</b>	<b>2</b>	<b>39535/5</b>	<b>10,785</b>	
144	60	10-12	Veneer	2	39536/2	13,665	
<b>144</b>	<b>60</b>	<b>10-12</b>	<b>Laminate</b>	<b>2</b>	<b>39536/5</b>	<b>11,165</b>	
156	48	12-14	Veneer	2	39537/2	12,885	
<b>156</b>	<b>48</b>	<b>12-14</b>	<b>Laminate</b>	<b>2</b>	<b>39537/5</b>	<b>10,725</b>	
156	54	12-14	Veneer	2	39538/2	13,595	
<b>156</b>	<b>54</b>	<b>12-14</b>	<b>Laminate</b>	<b>2</b>	<b>39538/5</b>	<b>11,155</b>	
156	60	12-14	Veneer	2	39539/2	14,225	
<b>156</b>	<b>60</b>	<b>12-14</b>	<b>Laminate</b>	<b>2</b>	<b>39539/5</b>	<b>11,510</b>	
168	48	12-14	Veneer	2	39540/2	13,355	
<b>168</b>	<b>48</b>	<b>12-14</b>	<b>Laminate</b>	<b>2</b>	<b>39540/5</b>	<b>11,010</b>	
168	54	12-14	Veneer	2	39541/2	14,090	
<b>168</b>	<b>54</b>	<b>12-14</b>	<b>Laminate</b>	<b>2</b>	<b>39541/5</b>	<b>11,465</b>	
168	60	12-14	Veneer	2	39542/2	14,785	
<b>168</b>	<b>60</b>	<b>12-14</b>	<b>Laminate</b>	<b>2</b>	<b>39542/5</b>	<b>11,850</b>	
180	54	14-16	Veneer	3	39543/2	14,580	
<b>180</b>	<b>54</b>	<b>14-16</b>	<b>Laminate</b>	<b>3</b>	<b>39543/5</b>	<b>11,760</b>	
180	60	14-16	Veneer	3	39544/2	15,355	
<b>180</b>	<b>60</b>	<b>14-16</b>	<b>Laminate</b>	<b>3</b>	<b>39544/5</b>	<b>12,215</b>	
192	54	14-16	Veneer	3	39545/2	15,105	
<b>192</b>	<b>54</b>	<b>14-16</b>	<b>Laminate</b>	<b>3</b>	<b>39545/5</b>	<b>12,085</b>	
192	60	14-16	Veneer	3	39546/2	15,910	
<b>192</b>	<b>60</b>	<b>14-16</b>	<b>Laminate</b>	<b>3</b>	<b>39546/5</b>	<b>12,555</b>	
204	54	16-18	Veneer	3	39547/2	15,605	
<b>204</b>	<b>54</b>	<b>16-18</b>	<b>Laminate</b>	<b>3</b>	<b>39547/5</b>	<b>12,405</b>	
204	60	16-18	Veneer	3	39548/2	16,465	
<b>204</b>	<b>60</b>	<b>16-18</b>	<b>Laminate</b>	<b>3</b>	<b>39548/5</b>	<b>12,910</b>	
216	54	16-18	Veneer	3	39549/2	16,120	
<b>216</b>	<b>54</b>	<b>16-18</b>	<b>Laminate</b>	<b>3</b>	<b>39549/5</b>	<b>12,720</b>	
216	60	16-18	Veneer	3	39550/2	17,025	
<b>216</b>	<b>60</b>	<b>16-18</b>	<b>Laminate</b>	<b>3</b>	<b>39550/5</b>	<b>13,255</b>	

### Polished Bases

L"	X	D"	Sugg Seat Capacity *	Top Finish	Top Sections	Model Number	List Price
132	48	10-12	Veneer	2	39562/2	12,705	
<b>132</b>	<b>48</b>	<b>10-12</b>	<b>Laminate</b>	<b>2</b>	<b>39562/5</b>	<b>10,900</b>	
132	54	10-12	Veneer	2	39563/2	13,290	
<b>132</b>	<b>54</b>	<b>10-12</b>	<b>Laminate</b>	<b>2</b>	<b>39563/5</b>	<b>11,295</b>	
144	48	10-12	Veneer	2	39564/2	13,280	
<b>144</b>	<b>48</b>	<b>10-12</b>	<b>Laminate</b>	<b>2</b>	<b>39564/5</b>	<b>11,280</b>	
144	54	10-12	Veneer	2	39565/2	13,920	
<b>144</b>	<b>54</b>	<b>10-12</b>	<b>Laminate</b>	<b>2</b>	<b>39565/5</b>	<b>11,645</b>	
144	60	10-12	Veneer	2	39566/2	14,520	
<b>144</b>	<b>60</b>	<b>10-12</b>	<b>Laminate</b>	<b>2</b>	<b>39566/5</b>	<b>12,015</b>	
156	48	12-14	Veneer	2	39567/2	13,740	
<b>156</b>	<b>48</b>	<b>12-14</b>	<b>Laminate</b>	<b>2</b>	<b>39567/5</b>	<b>11,575</b>	
156	54	12-14	Veneer	2	39568/2	14,445	
<b>156</b>	<b>54</b>	<b>12-14</b>	<b>Laminate</b>	<b>2</b>	<b>39568/5</b>	<b>12,010</b>	
156	60	12-14	Veneer	2	39569/2	15,100	
<b>156</b>	<b>60</b>	<b>12-14</b>	<b>Laminate</b>	<b>2</b>	<b>39569/5</b>	<b>12,365</b>	
168	48	12-14	Veneer	2	39570/2	14,215	
<b>168</b>	<b>48</b>	<b>12-14</b>	<b>Laminate</b>	<b>2</b>	<b>39570/5</b>	<b>11,875</b>	
168	54	12-14	Veneer	2	39571/2	14,955	
<b>168</b>	<b>54</b>	<b>12-14</b>	<b>Laminate</b>	<b>2</b>	<b>39571/5</b>	<b>12,320</b>	
168	60	12-14	Veneer	2	39572/2	15,640	
<b>168</b>	<b>60</b>	<b>12-14</b>	<b>Laminate</b>	<b>2</b>	<b>39572/5</b>	<b>12,720</b>	
180	54	14-16	Veneer	3	39573/2	15,435	
<b>180</b>	<b>54</b>	<b>14-16</b>	<b>Laminate</b>	<b>3</b>	<b>39573/5</b>	<b>12,625</b>	
180	60	14-16	Veneer	3	39574/2	16,225	
<b>180</b>	<b>60</b>	<b>14-16</b>	<b>Laminate</b>	<b>3</b>	<b>39574/5</b>	<b>13,065</b>	
192	54	14-16	Veneer	3	39575/2	15,950	
<b>192</b>	<b>54</b>	<b>14-16</b>	<b>Laminate</b>	<b>3</b>	<b>39575/5</b>	<b>12,940</b>	
192	60	14-16	Veneer	3	39576/2	16,775	
<b>192</b>	<b>60</b>	<b>14-16</b>	<b>Laminate</b>	<b>3</b>	<b>39576/5</b>	<b>13,420</b>	
204	54	16-18	Veneer	3	39577/2	16,465	
<b>204</b>	<b>54</b>	<b>16-18</b>	<b>Laminate</b>	<b>3</b>	<b>39577/5</b>	<b>13,270</b>	
204	60	16-18	Veneer	3	39578/2	17,325	
<b>204</b>	<b>60</b>	<b>16-18</b>	<b>Laminate</b>	<b>3</b>	<b>39578/5</b>	<b>13,765</b>	
216	54	16-18	Veneer	3	39579/2	16,990	
<b>216</b>	<b>54</b>	<b>16-18</b>	<b>Laminate</b>	<b>3</b>	<b>39579/5</b>	<b>13,595</b>	
216	60	16-18	Veneer	3	39580/2	17,895	
<b>216</b>	<b>60</b>	<b>16-18</b>	<b>Laminate</b>	<b>3</b>	<b>39580/5</b>	<b>14,100</b>	

\* Based on a chair width of 25"

# METRONOME™ TABLES

## RECTANGULAR WITH SOFT (6" RADIUS) CORNERS

Design - Fig40



Table Top



**With Power Trough**

Table height = 29"

Rectangle with soft corners

2 Supports



Specify edge type: add the two letter code after the model number



Taper Edge (TE)

Self Edge (SE)

Note: For powder coat bases, please use model # of anodized bases and add "PC" at the end, e.g. 39403PC/2.

### Anodized Bases

### Polished Bases

L"	X	D"	Sugg Seat Capacity *	Top Finish	Top Sections	Model Number	List Price
84	42	6-8		Veneer	1	39583/2	8,380
<b>84</b>	<b>42</b>	<b>6-8</b>		<b>Laminate</b>	<b>1</b>	<b>39583/5</b>	<b>7,390</b>
96	42	6-8		Veneer	1	39585/2	8,795
<b>96</b>	<b>42</b>	<b>6-8</b>		<b>Laminate</b>	<b>1</b>	<b>39585/5</b>	<b>7,640</b>
96	48	6-8		Veneer	1	39586/2	9,235
<b>96</b>	<b>48</b>	<b>6-8</b>		<b>Laminate</b>	<b>1</b>	<b>39586/5</b>	<b>7,895</b>
108	42	8-10		Veneer	1	39587/2	9,215
<b>108</b>	<b>42</b>	<b>8-10</b>		<b>Laminate</b>	<b>1</b>	<b>39587/5</b>	<b>7,905</b>
108	48	8-10		Veneer	1	39588/2	9,630
<b>108</b>	<b>48</b>	<b>8-10</b>		<b>Laminate</b>	<b>1</b>	<b>39588/5</b>	<b>8,175</b>
120	42	8-10		Veneer	2	39589/2	9,775
<b>120</b>	<b>42</b>	<b>8-10</b>		<b>Laminate</b>	<b>2</b>	<b>39589/5</b>	<b>8,375</b>
120	48	8-10		Veneer	2	39590/2	10,280
<b>120</b>	<b>48</b>	<b>8-10</b>		<b>Laminate</b>	<b>2</b>	<b>39590/5</b>	<b>8,635</b>
120	54	8-10		Veneer	2	39591/2	10,800
<b>120</b>	<b>54</b>	<b>8-10</b>		<b>Laminate</b>	<b>2</b>	<b>39591/5</b>	<b>8,945</b>

L"	X	D"	Sugg Seat Capacity *	Top Finish	Top Sections	Model Number	List Price
84	42	6-8		Veneer	1	39613/2	8,815
<b>84</b>	<b>42</b>	<b>6-8</b>		<b>Laminate</b>	<b>1</b>	<b>39613/5</b>	<b>7,830</b>
96	42	6-8		Veneer	1	39615/2	9,215
<b>96</b>	<b>42</b>	<b>6-8</b>		<b>Laminate</b>	<b>1</b>	<b>39615/5</b>	<b>8,095</b>
96	48	6-8		Veneer	1	39616/2	9,670
<b>96</b>	<b>48</b>	<b>6-8</b>		<b>Laminate</b>	<b>1</b>	<b>39616/5</b>	<b>8,330</b>
108	42	8-10		Veneer	1	39617/2	9,645
<b>108</b>	<b>42</b>	<b>8-10</b>		<b>Laminate</b>	<b>1</b>	<b>39617/5</b>	<b>8,335</b>
108	48	8-10		Veneer	1	39618/2	10,045
<b>108</b>	<b>48</b>	<b>8-10</b>		<b>Laminate</b>	<b>1</b>	<b>39618/5</b>	<b>8,610</b>
120	42	8-10		Veneer	2	39619/2	10,180
<b>120</b>	<b>42</b>	<b>8-10</b>		<b>Laminate</b>	<b>2</b>	<b>39619/5</b>	<b>8,815</b>
120	48	8-10		Veneer	2	39620/2	10,720
<b>120</b>	<b>48</b>	<b>8-10</b>		<b>Laminate</b>	<b>2</b>	<b>39620/5</b>	<b>9,075</b>
120	54	8-10		Veneer	2	39621/2	11,245
<b>120</b>	<b>54</b>	<b>8-10</b>		<b>Laminate</b>	<b>2</b>	<b>39621/5</b>	<b>9,385</b>

\* Based on a chair width of 25"

# METRONOME™ TABLES

## RECTANGULAR WITH SOFT (6" RADIUS) CORNERS

Design - Fig40



Table Top



With Power Trough

Table height = 29"

Rectangle with soft corners

3 Supports



Specify edge type: add the two letter code after the model number



Taper Edge (TE)

Self Edge (SE)

Note: For powder coat bases, please use model # of anodized bases and add "PC" at the end, e.g. 39403PC/2.

### Anodized Bases

L"	X	D"	Sugg Seat Capacity *	Top Finish	Top Sections	Model Number	List Price
132	48	10-12	Veneer	2	39592/2	13,605	
<b>132</b>	<b>48</b>	<b>10-12</b>	<b>Laminate</b>	<b>2</b>	<b>39592/5</b>	<b>11,785</b>	
132	54	10-12	Veneer	2	39593/2	14,175	
<b>132</b>	<b>54</b>	<b>10-12</b>	<b>Laminate</b>	<b>2</b>	<b>39593/5</b>	<b>12,180</b>	
144	48	10-12	Veneer	2	39594/2	14,165	
<b>144</b>	<b>48</b>	<b>10-12</b>	<b>Laminate</b>	<b>2</b>	<b>39594/5</b>	<b>12,175</b>	
144	54	10-12	Veneer	2	39595/2	14,795	
<b>144</b>	<b>54</b>	<b>10-12</b>	<b>Laminate</b>	<b>2</b>	<b>39595/5</b>	<b>12,530</b>	
144	60	10-12	Veneer	2	39596/2	15,410	
<b>144</b>	<b>60</b>	<b>10-12</b>	<b>Laminate</b>	<b>2</b>	<b>39596/5</b>	<b>12,910</b>	
156	48	12-14	Veneer	2	39597/2	16,050	
<b>156</b>	<b>48</b>	<b>12-14</b>	<b>Laminate</b>	<b>2</b>	<b>39597/5</b>	<b>13,885</b>	
156	54	12-14	Veneer	2	39598/2	16,755	
<b>156</b>	<b>54</b>	<b>12-14</b>	<b>Laminate</b>	<b>2</b>	<b>39598/5</b>	<b>14,310</b>	
156	60	12-14	Veneer	2	39599/2	17,385	
<b>156</b>	<b>60</b>	<b>12-14</b>	<b>Laminate</b>	<b>2</b>	<b>39599/5</b>	<b>14,680</b>	
168	48	12-14	Veneer	2	39600/2	16,520	
<b>168</b>	<b>48</b>	<b>12-14</b>	<b>Laminate</b>	<b>2</b>	<b>39600/5</b>	<b>14,170</b>	
168	54	12-14	Veneer	2	39601/2	17,265	
<b>168</b>	<b>54</b>	<b>12-14</b>	<b>Laminate</b>	<b>2</b>	<b>39601/5</b>	<b>14,645</b>	
168	60	12-14	Veneer	2	39602/2	17,940	
<b>168</b>	<b>60</b>	<b>12-14</b>	<b>Laminate</b>	<b>2</b>	<b>39602/5</b>	<b>15,005</b>	
180	54	14-16	Veneer	3	39603/2	17,910	
<b>180</b>	<b>54</b>	<b>14-16</b>	<b>Laminate</b>	<b>3</b>	<b>39603/5</b>	<b>15,100</b>	
180	60	14-16	Veneer	3	39604/2	18,675	
<b>180</b>	<b>60</b>	<b>14-16</b>	<b>Laminate</b>	<b>3</b>	<b>39604/5</b>	<b>15,560</b>	
192	54	14-16	Veneer	3	39605/2	18,435	
<b>192</b>	<b>54</b>	<b>14-16</b>	<b>Laminate</b>	<b>3</b>	<b>39605/5</b>	<b>15,410</b>	
192	60	14-16	Veneer	3	39606/2	19,250	
<b>192</b>	<b>60</b>	<b>14-16</b>	<b>Laminate</b>	<b>3</b>	<b>39606/5</b>	<b>15,890</b>	
204	54	16-18	Veneer	3	39607/2	18,935	
<b>204</b>	<b>54</b>	<b>16-18</b>	<b>Laminate</b>	<b>3</b>	<b>39607/5</b>	<b>15,730</b>	
204	60	16-18	Veneer	3	39608/2	19,790	
<b>204</b>	<b>60</b>	<b>16-18</b>	<b>Laminate</b>	<b>3</b>	<b>39608/5</b>	<b>16,255</b>	
216	54	16-18	Veneer	3	39609/2	19,450	
<b>216</b>	<b>54</b>	<b>16-18</b>	<b>Laminate</b>	<b>3</b>	<b>39609/5</b>	<b>16,050</b>	
216	60	16-18	Veneer	3	39610/2	20,345	
<b>216</b>	<b>60</b>	<b>16-18</b>	<b>Laminate</b>	<b>3</b>	<b>39610/5</b>	<b>16,585</b>	

### Polished Bases

L"	X	D"	Sugg Seat Capacity *	Top Finish	Top Sections	Model Number	List Price
132	48	10-12	Veneer	2	39622/2	14,460	
<b>132</b>	<b>48</b>	<b>10-12</b>	<b>Laminate</b>	<b>2</b>	<b>39622/5</b>	<b>12,645</b>	
132	54	10-12	Veneer	2	39623/2	15,035	
<b>132</b>	<b>54</b>	<b>10-12</b>	<b>Laminate</b>	<b>2</b>	<b>39623/5</b>	<b>13,055</b>	
144	54	10-12	Veneer	2	39624/2	15,010	
<b>144</b>	<b>48</b>	<b>10-12</b>	<b>Laminate</b>	<b>2</b>	<b>39624/5</b>	<b>13,040</b>	
144	54	10-12	Veneer	2	39625/2	15,655	
<b>144</b>	<b>54</b>	<b>10-12</b>	<b>Laminate</b>	<b>2</b>	<b>39625/5</b>	<b>13,405</b>	
144	60	10-12	Veneer	2	39626/2	16,275	
<b>144</b>	<b>60</b>	<b>10-12</b>	<b>Laminate</b>	<b>2</b>	<b>39626/5</b>	<b>13,765</b>	
156	48	12-14	Veneer	2	39627/2	16,895	
<b>156</b>	<b>48</b>	<b>12-14</b>	<b>Laminate</b>	<b>2</b>	<b>39627/5</b>	<b>14,745</b>	
156	54	12-14	Veneer	2	39628/2	17,600	
<b>156</b>	<b>54</b>	<b>12-14</b>	<b>Laminate</b>	<b>2</b>	<b>39628/5</b>	<b>15,165</b>	
156	60	12-14	Veneer	2	39629/2	18,250	
<b>156</b>	<b>60</b>	<b>12-14</b>	<b>Laminate</b>	<b>2</b>	<b>39629/5</b>	<b>15,540</b>	
168	48	12-14	Veneer	2	39630/2	17,370	
<b>168</b>	<b>48</b>	<b>12-14</b>	<b>Laminate</b>	<b>2</b>	<b>39630/5</b>	<b>15,035</b>	
168	54	12-14	Veneer	2	39631/2	18,120	
<b>168</b>	<b>54</b>	<b>12-14</b>	<b>Laminate</b>	<b>2</b>	<b>39631/5</b>	<b>15,485</b>	
168	60	12-14	Veneer	2	39632/2	18,820	
<b>168</b>	<b>60</b>	<b>12-14</b>	<b>Laminate</b>	<b>2</b>	<b>39632/5</b>	<b>15,880</b>	
180	54	14-16	Veneer	3	39633/2	18,780	
<b>180</b>	<b>54</b>	<b>14-16</b>	<b>Laminate</b>	<b>3</b>	<b>39633/5</b>	<b>15,950</b>	
180	60	14-16	Veneer	3	39634/2	19,550	
<b>180</b>	<b>60</b>	<b>14-16</b>	<b>Laminate</b>	<b>3</b>	<b>39634/5</b>	<b>16,390</b>	
192	54	14-16	Veneer	3	39635/2	19,275	
<b>192</b>	<b>54</b>	<b>14-16</b>	<b>Laminate</b>	<b>3</b>	<b>39635/5</b>	<b>16,275</b>	
192	60	14-16	Veneer	3	39636/2	20,105	
<b>192</b>	<b>60</b>	<b>14-16</b>	<b>Laminate</b>	<b>3</b>	<b>39636/5</b>	<b>16,755</b>	
204	54	16-18	Veneer	3	39637/2	19,790	
<b>204</b>	<b>54</b>	<b>16-18</b>	<b>Laminate</b>	<b>3</b>	<b>39637/5</b>	<b>16,590</b>	
204	60	16-18	Veneer	3	39638/2	20,655	
<b>204</b>	<b>60</b>	<b>16-18</b>	<b>Laminate</b>	<b>3</b>	<b>39638/5</b>	<b>17,090</b>	
216	54	16-18	Veneer	3	39639/2	20,305	
<b>216</b>	<b>54</b>	<b>16-18</b>	<b>Laminate</b>	<b>3</b>	<b>39639/5</b>	<b>16,900</b>	
216	60	16-18	Veneer	3	39640/2	21,225	
<b>216</b>	<b>60</b>	<b>16-18</b>	<b>Laminate</b>	<b>3</b>	<b>39640/5</b>	<b>17,440</b>	

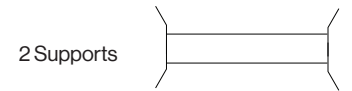
\* Based on a chair width of 25"

# METRONOME™ TABLES

**BOAT** Design - Fig40



Table Top  **No Power Trough** Table height = 29"  
Boat



Specify edge type; add the two letter code after the model number.



Facet, Flowform & Camber Edge positioned along long sides only - self edge on ends

Note: For powder coat bases, please use model # of anodized bases and add "PC" at the end, e.g. 39403PC/2.

## Anodized Bases

L"	X	D"	Sugg Seat Capacity *	Top Finish	Top Sections	Model Number	List Price
84	42	6-8		Veneer	1	39643/2	7,135
<b>84</b>	<b>42</b>	<b>6-8</b>		<b>Laminate</b>	<b>1</b>	<b>39643/5</b>	<b>6,100</b>
96	42	6-8		Veneer	1	39645/2	7,580
<b>96</b>	<b>42</b>	<b>6-8</b>		<b>Laminate</b>	<b>1</b>	<b>39645/5</b>	<b>6,350</b>
96	48	6-8		Veneer	1	39646/2	8,045
<b>96</b>	<b>48</b>	<b>6-8</b>		<b>Laminate</b>	<b>1</b>	<b>39646/5</b>	<b>6,615</b>
108	42	8-10		Veneer	1	39647/2	8,015
<b>108</b>	<b>42</b>	<b>8-10</b>		<b>Laminate</b>	<b>1</b>	<b>39647/5</b>	<b>6,640</b>
108	48	8-10		Veneer	1	39648/2	8,425
<b>108</b>	<b>48</b>	<b>8-10</b>		<b>Laminate</b>	<b>1</b>	<b>39648/5</b>	<b>6,925</b>
120	42	8-10		Veneer	2	39649/2	8,395
<b>120</b>	<b>42</b>	<b>8-10</b>		<b>Laminate</b>	<b>2</b>	<b>39649/5</b>	<b>6,950</b>
120	48	8-10		Veneer	2	39650/2	8,945
<b>120</b>	<b>48</b>	<b>8-10</b>		<b>Laminate</b>	<b>2</b>	<b>39650/5</b>	<b>7,225</b>
120	54	8-10		Veneer	2	39651/2	9,485
<b>120</b>	<b>54</b>	<b>8-10</b>		<b>Laminate</b>	<b>2</b>	<b>39651/5</b>	<b>7,575</b>

## Polished Bases

L"	X	D"	Sugg Seat Capacity *	Top Finish	Top Sections	Model Number	List Price
84	42	6-8		Veneer	1	39673/2	7,595
<b>84</b>	<b>42</b>	<b>6-8</b>		<b>Laminate</b>	<b>1</b>	<b>39673/5</b>	<b>6,540</b>
96	42	6-8		Veneer	1	39675/2	8,015
<b>96</b>	<b>42</b>	<b>6-8</b>		<b>Laminate</b>	<b>1</b>	<b>39675/5</b>	<b>6,805</b>
96	48	6-8		Veneer	1	39676/2	8,470
<b>96</b>	<b>48</b>	<b>6-8</b>		<b>Laminate</b>	<b>1</b>	<b>39676/5</b>	<b>7,085</b>
108	42	8-10		Veneer	1	39677/2	8,445
<b>108</b>	<b>42</b>	<b>8-10</b>		<b>Laminate</b>	<b>1</b>	<b>39677/5</b>	<b>7,095</b>
108	48	8-10		Veneer	1	39678/2	8,880
<b>108</b>	<b>48</b>	<b>8-10</b>		<b>Laminate</b>	<b>1</b>	<b>39678/5</b>	<b>7,375</b>
120	42	8-10		Veneer	2	39679/2	8,855
<b>120</b>	<b>42</b>	<b>8-10</b>		<b>Laminate</b>	<b>2</b>	<b>39679/5</b>	<b>7,400</b>
120	48	8-10		Veneer	2	39680/2	9,400
<b>120</b>	<b>48</b>	<b>8-10</b>		<b>Laminate</b>	<b>2</b>	<b>39680/5</b>	<b>7,660</b>
120	54	8-10		Veneer	2	39681/2	9,950
<b>120</b>	<b>54</b>	<b>8-10</b>		<b>Laminate</b>	<b>2</b>	<b>39681/5</b>	<b>7,990</b>

\* Based on a chair width of 25"

# METRONOME™ TABLES

**BOAT** Design - Fig40



Table Top



Boat

**No Power Trough**

Table height = 29"

3 Supports



Specify edge type; add the two letter code after the model number.



Self Edge (SE)



Taper Edge (TE)



Facet Edge (FE)



Flowform Edge (FF)  
5% upcharge  
laminates not available



Camber Edge (CE)  
5% upcharge  
laminates not available

Facet, Flowform & Camber Edge  
positioned along long sides only-  
self edge on ends

Note: For powder coat bases, please use model # of anodized bases and add "PC" at the end, e.g. 39403PC/2.

## Anodized Bases

L"	X	D"	Sugg Seat Capacity*	Top Finish	Top Sections	Model Number	List Price
132	48	10-12		Veneer	2	39652/2	12,430
<b>132</b>	<b>48</b>	<b>10-12</b>		<b>Laminate</b>	<b>2</b>	<b>39652/5</b>	<b>10,520</b>
132	54	10-12		Veneer	2	39653/2	13,050
<b>132</b>	<b>54</b>	<b>10-12</b>		<b>Laminate</b>	<b>2</b>	<b>39653/5</b>	<b>10,945</b>
144	48	10-12		Veneer	2	39654/2	13,010
<b>144</b>	<b>48</b>	<b>10-12</b>		<b>Laminate</b>	<b>2</b>	<b>39654/5</b>	<b>10,940</b>
144	54	10-12		Veneer	2	39655/2	13,685
<b>144</b>	<b>54</b>	<b>10-12</b>		<b>Laminate</b>	<b>2</b>	<b>39655/5</b>	<b>11,295</b>
144	60	10-12		Veneer	2	39656/2	14,320
<b>144</b>	<b>60</b>	<b>10-12</b>		<b>Laminate</b>	<b>2</b>	<b>39656/5</b>	<b>11,690</b>
156	48	12-14		Veneer	2	39657/2	13,500
<b>156</b>	<b>48</b>	<b>12-14</b>		<b>Laminate</b>	<b>2</b>	<b>39657/5</b>	<b>11,245</b>
156	54	12-14		Veneer	2	39658/2	14,255
<b>156</b>	<b>54</b>	<b>12-14</b>		<b>Laminate</b>	<b>2</b>	<b>39658/5</b>	<b>11,690</b>
156	60	12-14		Veneer	2	39659/2	14,910
<b>156</b>	<b>60</b>	<b>12-14</b>		<b>Laminate</b>	<b>2</b>	<b>39659/5</b>	<b>12,070</b>
168	48	12-14		Veneer	2	39660/2	14,000
<b>168</b>	<b>48</b>	<b>12-14</b>		<b>Laminate</b>	<b>2</b>	<b>39660/5</b>	<b>11,545</b>
168	54	12-14		Veneer	2	39661/2	14,765
<b>168</b>	<b>54</b>	<b>12-14</b>		<b>Laminate</b>	<b>2</b>	<b>39661/5</b>	<b>12,020</b>
168	60	12-14		Veneer	2	39662/2	15,500
<b>168</b>	<b>60</b>	<b>12-14</b>		<b>Laminate</b>	<b>2</b>	<b>39662/5</b>	<b>12,430</b>
180	54	14-16		Veneer	3	39663/2	15,295
<b>180</b>	<b>54</b>	<b>14-16</b>		<b>Laminate</b>	<b>3</b>	<b>39663/5</b>	<b>12,320</b>
180	60	14-16		Veneer	3	39664/2	16,090
<b>180</b>	<b>60</b>	<b>14-16</b>		<b>Laminate</b>	<b>3</b>	<b>39664/5</b>	<b>12,800</b>
192	54	14-16		Veneer	3	39665/2	15,825
<b>192</b>	<b>54</b>	<b>14-16</b>		<b>Laminate</b>	<b>3</b>	<b>39665/5</b>	<b>12,665</b>
192	60	14-16		Veneer	3	39666/2	16,660
<b>192</b>	<b>60</b>	<b>14-16</b>		<b>Laminate</b>	<b>3</b>	<b>39666/5</b>	<b>13,170</b>
204	54	16-18		Veneer	3	39667/2	16,360
<b>204</b>	<b>54</b>	<b>16-18</b>		<b>Laminate</b>	<b>3</b>	<b>39667/5</b>	<b>13,000</b>
204	60	16-18		Veneer	3	39668/2	17,270
<b>204</b>	<b>60</b>	<b>16-18</b>		<b>Laminate</b>	<b>3</b>	<b>39668/5</b>	<b>13,530</b>
216	54	16-18		Veneer	3	39669/2	16,895
<b>216</b>	<b>54</b>	<b>16-18</b>		<b>Laminate</b>	<b>3</b>	<b>39669/5</b>	<b>13,325</b>
216	60	16-18		Veneer	3	39670/2	17,840
<b>216</b>	<b>60</b>	<b>16-18</b>		<b>Laminate</b>	<b>3</b>	<b>39670/5</b>	<b>13,890</b>

## Polished Bases

L"	X	D"	Sugg Seat Capacity*	Top Finish	Top Sections	Model Number	List Price
132	48	10-12		Veneer	2	39682/2	13,315
<b>132</b>	<b>48</b>	<b>10-12</b>		<b>Laminate</b>	<b>2</b>	<b>39682/5</b>	<b>11,425</b>
132	54	10-12		Veneer	2	39683/2	13,940
<b>132</b>	<b>54</b>	<b>10-12</b>		<b>Laminate</b>	<b>2</b>	<b>39683/5</b>	<b>11,850</b>
144	48	10-12		Veneer	2	39684/2	13,920
<b>144</b>	<b>48</b>	<b>10-12</b>		<b>Laminate</b>	<b>2</b>	<b>39684/5</b>	<b>11,830</b>
144	54	10-12		Veneer	2	39685/2	14,580
<b>144</b>	<b>54</b>	<b>10-12</b>		<b>Laminate</b>	<b>2</b>	<b>39685/5</b>	<b>12,215</b>
144	60	10-12		Veneer	2	39686/2	15,215
<b>144</b>	<b>60</b>	<b>10-12</b>		<b>Laminate</b>	<b>2</b>	<b>39686/5</b>	<b>12,595</b>
156	48	12-14		Veneer	2	39687/2	14,425
<b>156</b>	<b>48</b>	<b>12-14</b>		<b>Laminate</b>	<b>2</b>	<b>39687/5</b>	<b>12,145</b>
156	54	12-14		Veneer	2	39688/2	15,145
<b>156</b>	<b>54</b>	<b>12-14</b>		<b>Laminate</b>	<b>2</b>	<b>39688/5</b>	<b>12,590</b>
156	60	12-14		Veneer	2	39689/2	15,820
<b>156</b>	<b>60</b>	<b>12-14</b>		<b>Laminate</b>	<b>2</b>	<b>39689/5</b>	<b>12,965</b>
168	48	12-14		Veneer	2	39690/2	14,900
<b>168</b>	<b>48</b>	<b>12-14</b>		<b>Laminate</b>	<b>2</b>	<b>39690/5</b>	<b>12,445</b>
168	54	12-14		Veneer	2	39691/2	15,675
<b>168</b>	<b>54</b>	<b>12-14</b>		<b>Laminate</b>	<b>2</b>	<b>39691/5</b>	<b>12,930</b>
168	60	12-14		Veneer	2	39692/2	16,395
<b>168</b>	<b>60</b>	<b>12-14</b>		<b>Laminate</b>	<b>2</b>	<b>39692/5</b>	<b>13,325</b>
180	54	14-16		Veneer	3	39693/2	16,190
<b>180</b>	<b>54</b>	<b>14-16</b>		<b>Laminate</b>	<b>3</b>	<b>39693/5</b>	<b>13,225</b>
180	60	14-16		Veneer	3	39694/2	17,005
<b>180</b>	<b>60</b>	<b>14-16</b>		<b>Laminate</b>	<b>3</b>	<b>39694/5</b>	<b>13,690</b>
192	54	14-16		Veneer	3	39695/2	16,740
<b>192</b>	<b>54</b>	<b>14-16</b>		<b>Laminate</b>	<b>3</b>	<b>39695/5</b>	<b>13,575</b>
192	60	14-16		Veneer	3	39696/2	17,585
<b>192</b>	<b>60</b>	<b>14-16</b>		<b>Laminate</b>	<b>3</b>	<b>39696/5</b>	<b>14,070</b>
204	54	16-18		Veneer	3	39697/2	17,270
<b>204</b>	<b>54</b>	<b>16-18</b>		<b>Laminate</b>	<b>3</b>	<b>39697/5</b>	<b>13,910</b>
204	60	16-18		Veneer	3	39698/2	18,155
<b>204</b>	<b>60</b>	<b>16-18</b>		<b>Laminate</b>	<b>3</b>	<b>39698/5</b>	<b>14,440</b>
216	54	16-18		Veneer	3	39699/2	17,805
<b>216</b>	<b>54</b>	<b>16-18</b>		<b>Laminate</b>	<b>3</b>	<b>39699/5</b>	<b>14,255</b>
216	60	16-18		Veneer	3	39700/2	18,755
<b>216</b>	<b>60</b>	<b>16-18</b>		<b>Laminate</b>	<b>3</b>	<b>39700/5</b>	<b>14,785</b>

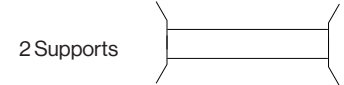
\* Based on a chair width of 25"

# METRONOME™ TABLES

**BOAT** Design - Fig40



Table height = 29"



Specify edge type; add the two letter code after the model number.



Self Edge (SE)



Taper Edge (TE)



Facet Edge (FE)



Flowform Edge (FF)  
5% upcharge  
laminite not available



Camber Edge (CE)  
5% upcharge  
laminite not available

Facet, Flowform & Camber Edge positioned along long sides only- self edge on ends

Note: For powder coat bases, please use model # of anodized bases and add "PC" at the end, e.g. 39403PC/2.

## Anodized Bases

L"	X	D"	Sugg Seat Capacity*	Top Finish	Top Sections	Model Number	List Price
84	42	6-8		Veneer	1	39703/2	8,705
<b>84</b>	<b>42</b>	<b>6-8</b>		<b>Laminate</b>	<b>1</b>	<b>39703/5</b>	<b>7,660</b>
96	42	6-8		Veneer	1	39705/2	9,130
<b>96</b>	<b>42</b>	<b>6-8</b>		<b>Laminate</b>	<b>1</b>	<b>39705/5</b>	<b>7,925</b>
96	48	6-8		Veneer	1	39706/2	9,625
<b>96</b>	<b>48</b>	<b>6-8</b>		<b>Laminate</b>	<b>1</b>	<b>39706/5</b>	<b>8,190</b>
108	42	8-10		Veneer	1	39707/2	9,585
<b>108</b>	<b>42</b>	<b>8-10</b>		<b>Laminate</b>	<b>1</b>	<b>39707/5</b>	<b>8,210</b>
108	48	8-10		Veneer	1	39708/2	10,010
<b>108</b>	<b>48</b>	<b>8-10</b>		<b>Laminate</b>	<b>1</b>	<b>39708/5</b>	<b>8,505</b>
120	42	8-10		Veneer	2	39709/2	10,155
<b>120</b>	<b>42</b>	<b>8-10</b>		<b>Laminate</b>	<b>2</b>	<b>39709/5</b>	<b>8,680</b>
120	48	8-10		Veneer	2	39710/2	10,690
<b>120</b>	<b>48</b>	<b>8-10</b>		<b>Laminate</b>	<b>2</b>	<b>39710/5</b>	<b>8,965</b>
120	54	8-10		Veneer	2	39711/2	11,245
<b>120</b>	<b>54</b>	<b>8-10</b>		<b>Laminate</b>	<b>2</b>	<b>39711/5</b>	<b>9,305</b>

## Polished Bases

L"	X	D"	Sugg Seat Capacity*	Top Finish	Top Sections	Model Number	List Price
84	42	6-8		Veneer	1	39733/2	9,165
<b>84</b>	<b>42</b>	<b>6-8</b>		<b>Laminate</b>	<b>1</b>	<b>39733/5</b>	<b>8,120</b>
96	42	6-8		Veneer	1	39735/2	9,585
<b>96</b>	<b>42</b>	<b>6-8</b>		<b>Laminate</b>	<b>1</b>	<b>39735/5</b>	<b>8,390</b>
96	48	6-8		Veneer	1	39736/2	10,065
<b>96</b>	<b>48</b>	<b>6-8</b>		<b>Laminate</b>	<b>1</b>	<b>39736/5</b>	<b>8,655</b>
108	42	8-10		Veneer	1	39737/2	10,020
<b>108</b>	<b>42</b>	<b>8-10</b>		<b>Laminate</b>	<b>1</b>	<b>39737/5</b>	<b>8,665</b>
108	48	8-10		Veneer	1	39738/2	10,460
<b>108</b>	<b>48</b>	<b>8-10</b>		<b>Laminate</b>	<b>1</b>	<b>39738/5</b>	<b>8,950</b>
120	42	8-10		Veneer	2	39739/2	10,605
<b>120</b>	<b>42</b>	<b>8-10</b>		<b>Laminate</b>	<b>2</b>	<b>39739/5</b>	<b>9,135</b>
120	48	8-10		Veneer	2	39740/2	11,140
<b>120</b>	<b>48</b>	<b>8-10</b>		<b>Laminate</b>	<b>2</b>	<b>39740/5</b>	<b>9,420</b>
120	54	8-10		Veneer	2	39741/2	11,710
<b>120</b>	<b>54</b>	<b>8-10</b>		<b>Laminate</b>	<b>2</b>	<b>39741/5</b>	<b>9,745</b>

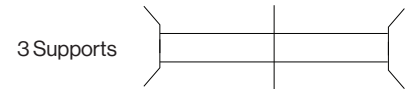
\* Based on a chair width of 25"

# METRONOME™ TABLES

**BOAT** Design - Fig40



Table Top  **With Power Trough** Table height = 29"  
 Boat



Specify edge type; add the two letter code after the model number.



Facet, Flowform & Camber Edge positioned along long sides only self edge on ends

Note: For powder coat bases, please use model # of anodized bases and add "PC" at the end, e.g. 39403PC/2.

## Anodized Bases

## Polished Bases

L"	X	D"	Sugg Seat Capacity *	Top Finish	Top Sections	Model Number	List Price
132	48	10-12	Veneer	2	39712/2	14,170	
<b>132</b>	<b>48</b>	<b>10-12</b>	<b>Laminate</b>	<b>2</b>	<b>39712/5</b>	<b>12,270</b>	
132	54	10-12	Veneer	2	39713/2	14,785	
<b>132</b>	<b>54</b>	<b>10-12</b>	<b>Laminate</b>	<b>2</b>	<b>39713/5</b>	<b>12,680</b>	
144	48	10-12	Veneer	2	39714/2	14,760	
<b>144</b>	<b>48</b>	<b>10-12</b>	<b>Laminate</b>	<b>2</b>	<b>39714/5</b>	<b>12,675</b>	
144	54	10-12	Veneer	2	39715/2	15,420	
<b>144</b>	<b>54</b>	<b>10-12</b>	<b>Laminate</b>	<b>2</b>	<b>39715/5</b>	<b>13,055</b>	
144	60	10-12	Veneer	2	39716/2	16,075	
<b>144</b>	<b>60</b>	<b>10-12</b>	<b>Laminate</b>	<b>2</b>	<b>39716/5</b>	<b>13,450</b>	
156	48	12-14	Veneer	2	39717/2	16,650	
<b>156</b>	<b>48</b>	<b>12-14</b>	<b>Laminate</b>	<b>2</b>	<b>39717/5</b>	<b>14,425</b>	
156	54	12-14	Veneer	2	39718/2	17,400	
<b>156</b>	<b>54</b>	<b>12-14</b>	<b>Laminate</b>	<b>2</b>	<b>39718/5</b>	<b>14,870</b>	
156	60	12-14	Veneer	2	39719/2	18,080	
<b>156</b>	<b>60</b>	<b>12-14</b>	<b>Laminate</b>	<b>2</b>	<b>39719/5</b>	<b>15,235</b>	
168	48	12-14	Veneer	2	39720/2	17,150	
<b>168</b>	<b>48</b>	<b>12-14</b>	<b>Laminate</b>	<b>2</b>	<b>39720/5</b>	<b>14,710</b>	
168	54	12-14	Veneer	2	39721/2	17,930	
<b>168</b>	<b>54</b>	<b>12-14</b>	<b>Laminate</b>	<b>2</b>	<b>39721/5</b>	<b>15,185</b>	
168	60	12-14	Veneer	2	39722/2	18,670	
<b>168</b>	<b>60</b>	<b>12-14</b>	<b>Laminate</b>	<b>2</b>	<b>39722/5</b>	<b>15,595</b>	
180	54	14-16	Veneer	3	39723/2	18,625	
<b>180</b>	<b>54</b>	<b>14-16</b>	<b>Laminate</b>	<b>3</b>	<b>39723/5</b>	<b>15,645</b>	
180	60	14-16	Veneer	3	39724/2	19,425	
<b>180</b>	<b>60</b>	<b>14-16</b>	<b>Laminate</b>	<b>3</b>	<b>39724/5</b>	<b>16,120</b>	
192	54	14-16	Veneer	3	39725/2	19,155	
<b>192</b>	<b>54</b>	<b>14-16</b>	<b>Laminate</b>	<b>3</b>	<b>39725/5</b>	<b>16,015</b>	
192	60	14-16	Veneer	3	39726/2	20,010	
<b>192</b>	<b>60</b>	<b>14-16</b>	<b>Laminate</b>	<b>3</b>	<b>39726/5</b>	<b>16,510</b>	
204	54	16-18	Veneer	3	39727/2	19,685	
<b>204</b>	<b>54</b>	<b>16-18</b>	<b>Laminate</b>	<b>3</b>	<b>39727/5</b>	<b>16,330</b>	
204	60	16-18	Veneer	3	39728/2	20,595	
<b>204</b>	<b>60</b>	<b>16-18</b>	<b>Laminate</b>	<b>3</b>	<b>39728/5</b>	<b>16,855</b>	
216	54	16-18	Veneer	3	39729/2	20,240	
<b>216</b>	<b>54</b>	<b>16-18</b>	<b>Laminate</b>	<b>3</b>	<b>39729/5</b>	<b>16,645</b>	
216	60	16-18	Veneer	3	39730/2	21,170	
<b>216</b>	<b>60</b>	<b>16-18</b>	<b>Laminate</b>	<b>3</b>	<b>39730/5</b>	<b>17,230</b>	

L"	X	D"	Sugg Seat Capacity *	Top Finish	Top Sections	Model Number	List Price
132	48	10-12	Veneer	2	39742/2	15,090	
<b>132</b>	<b>48</b>	<b>10-12</b>	<b>Laminate</b>	<b>2</b>	<b>39742/5</b>	<b>13,170</b>	
132	54	10-12	Veneer	2	39743/2	15,680	
<b>132</b>	<b>54</b>	<b>10-12</b>	<b>Laminate</b>	<b>2</b>	<b>39743/5</b>	<b>13,605</b>	
144	54	10-12	Veneer	2	39744/2	15,655	
<b>144</b>	<b>48</b>	<b>10-12</b>	<b>Laminate</b>	<b>2</b>	<b>39744/5</b>	<b>13,595</b>	
144	54	10-12	Veneer	2	39745/2	16,330	
<b>144</b>	<b>54</b>	<b>10-12</b>	<b>Laminate</b>	<b>2</b>	<b>39745/5</b>	<b>13,950</b>	
144	60	10-12	Veneer	2	39746/2	16,970	
<b>144</b>	<b>60</b>	<b>10-12</b>	<b>Laminate</b>	<b>2</b>	<b>39746/5</b>	<b>14,335</b>	
156	48	12-14	Veneer	2	39747/2	17,575	
<b>156</b>	<b>48</b>	<b>12-14</b>	<b>Laminate</b>	<b>2</b>	<b>39747/5</b>	<b>15,315</b>	
156	54	12-14	Veneer	2	39748/2	18,315	
<b>156</b>	<b>54</b>	<b>12-14</b>	<b>Laminate</b>	<b>2</b>	<b>39748/5</b>	<b>15,780</b>	
156	60	12-14	Veneer	2	39749/2	18,980	
<b>156</b>	<b>60</b>	<b>12-14</b>	<b>Laminate</b>	<b>2</b>	<b>39749/5</b>	<b>16,125</b>	
168	48	12-14	Veneer	2	39750/2	18,055	
<b>168</b>	<b>48</b>	<b>12-14</b>	<b>Laminate</b>	<b>2</b>	<b>39750/5</b>	<b>15,610</b>	
168	54	12-14	Veneer	2	39751/2	18,845	
<b>168</b>	<b>54</b>	<b>12-14</b>	<b>Laminate</b>	<b>2</b>	<b>39751/5</b>	<b>16,090</b>	
168	60	12-14	Veneer	2	39752/2	19,565	
<b>168</b>	<b>60</b>	<b>12-14</b>	<b>Laminate</b>	<b>2</b>	<b>39752/5</b>	<b>16,510</b>	
180	54	14-16	Veneer	3	39753/2	19,525	
<b>180</b>	<b>54</b>	<b>14-16</b>	<b>Laminate</b>	<b>3</b>	<b>39753/5</b>	<b>16,575</b>	
180	60	14-16	Veneer	3	39754/2	20,330	
<b>180</b>	<b>60</b>	<b>14-16</b>	<b>Laminate</b>	<b>3</b>	<b>39754/5</b>	<b>17,025</b>	
192	54	14-16	Veneer	3	39755/2	20,050	
<b>192</b>	<b>54</b>	<b>14-16</b>	<b>Laminate</b>	<b>3</b>	<b>39755/5</b>	<b>16,885</b>	
192	60	14-16	Veneer	3	39756/2	20,910	
<b>192</b>	<b>60</b>	<b>14-16</b>	<b>Laminate</b>	<b>3</b>	<b>39756/5</b>	<b>17,390</b>	
204	54	16-18	Veneer	3	39757/2	20,595	
<b>204</b>	<b>54</b>	<b>16-18</b>	<b>Laminate</b>	<b>3</b>	<b>39757/5</b>	<b>17,245</b>	
204	60	16-18	Veneer	3	39758/2	21,495	
<b>204</b>	<b>60</b>	<b>16-18</b>	<b>Laminate</b>	<b>3</b>	<b>39758/5</b>	<b>17,780</b>	
216	54	16-18	Veneer	3	39759/2	21,135	
<b>216</b>	<b>54</b>	<b>16-18</b>	<b>Laminate</b>	<b>3</b>	<b>39759/5</b>	<b>17,575</b>	
216	60	16-18	Veneer	3	39760/2	22,080	
<b>216</b>	<b>60</b>	<b>16-18</b>	<b>Laminate</b>	<b>3</b>	<b>39760/5</b>	<b>18,120</b>	

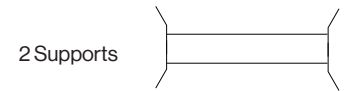
\* Based on a chair width of 25"

# METRONOME™ TABLES

## SUPER ELLIPSE Design - Fig40



Table Top  **No Power Trough** Table height = 29"  
Super Ellipse



Specify edge type; add the two letter code after the model number.



Note: For powder coat bases, please use model # of anodized bases and add "PC" at the end, e.g. 39403PC/2.

### Anodized Bases

L"	X	D"	Sugg Seat Capacity *	Top Finish	Top Sections	Model Number	List Price
84	42	6-8		Veneer	1	39763/2	7,475
<b>84</b>	<b>42</b>	<b>6-8</b>		<b>Laminate</b>	<b>1</b>	<b>39763/5</b>	<b>6,380</b>
96	42	6-8		Veneer	1	39765/2	7,910
<b>96</b>	<b>42</b>	<b>6-8</b>		<b>Laminate</b>	<b>1</b>	<b>39765/5</b>	<b>6,665</b>
96	48	6-8		Veneer	1	39766/2	8,420
<b>96</b>	<b>48</b>	<b>6-8</b>		<b>Laminate</b>	<b>1</b>	<b>39766/5</b>	<b>6,950</b>
108	42	8-10		Veneer	1	39767/2	8,390
<b>108</b>	<b>42</b>	<b>8-10</b>		<b>Laminate</b>	<b>1</b>	<b>39767/5</b>	<b>6,965</b>
108	48	8-10		Veneer	1	39768/2	8,845
<b>108</b>	<b>48</b>	<b>8-10</b>		<b>Laminate</b>	<b>1</b>	<b>39768/5</b>	<b>7,260</b>
120	42	8-10		Veneer	2	39769/2	8,820
<b>120</b>	<b>42</b>	<b>8-10</b>		<b>Laminate</b>	<b>2</b>	<b>39769/5</b>	<b>7,280</b>
120	48	8-10		Veneer	2	39770/2	9,395
<b>120</b>	<b>48</b>	<b>8-10</b>		<b>Laminate</b>	<b>2</b>	<b>39770/5</b>	<b>7,590</b>
120	54	8-10		Veneer	2	39771/2	9,955
<b>120</b>	<b>54</b>	<b>8-10</b>		<b>Laminate</b>	<b>2</b>	<b>39771/5</b>	<b>7,905</b>

### Polished Bases

L"	X	D"	Sugg Seat Capacity *	Top Finish	Top Sections	Model Number	List Price
84	42	6-8		Veneer	1	39793/2	7,710
<b>84</b>	<b>42</b>	<b>6-8</b>		<b>Laminate</b>	<b>1</b>	<b>39793/5</b>	<b>6,655</b>
96	42	6-8		Veneer	1	39795/2	8,140
<b>96</b>	<b>42</b>	<b>6-8</b>		<b>Laminate</b>	<b>1</b>	<b>39795/5</b>	<b>6,945</b>
96	48	6-8		Veneer	1	39796/2	8,635
<b>96</b>	<b>48</b>	<b>6-8</b>		<b>Laminate</b>	<b>1</b>	<b>39796/5</b>	<b>7,205</b>
108	42	8-10		Veneer	1	39797/2	8,610
<b>108</b>	<b>42</b>	<b>8-10</b>		<b>Laminate</b>	<b>1</b>	<b>39797/5</b>	<b>7,215</b>
108	48	8-10		Veneer	1	39798/2	9,045
<b>108</b>	<b>48</b>	<b>8-10</b>		<b>Laminate</b>	<b>1</b>	<b>39798/5</b>	<b>7,500</b>
120	42	8-10		Veneer	2	39799/2	9,015
<b>120</b>	<b>42</b>	<b>8-10</b>		<b>Laminate</b>	<b>2</b>	<b>39799/5</b>	<b>7,545</b>
120	48	8-10		Veneer	2	39800/2	9,575
<b>120</b>	<b>48</b>	<b>8-10</b>		<b>Laminate</b>	<b>2</b>	<b>39800/5</b>	<b>7,825</b>
120	54	8-10		Veneer	2	39801/2	10,140
<b>120</b>	<b>54</b>	<b>8-10</b>		<b>Laminate</b>	<b>2</b>	<b>39801/5</b>	<b>8,130</b>


\* Based on a chair width of 25"

# METRONOME™ TABLES

## SUPER ELLIPSE Design - Fig40



Table Top  **No Power Trough** Table height = 29"  
Super Ellipse



Specify edge type; add the two letter code after the model number.



Note: For powder coat bases, please use model # of anodized bases and add "PC" at the end, e.g. 39403PC/2.

### Anodized Bases

L"	X	D"	Sugg Seat Capacity *	Top Finish	Top Sections	Model Number	List Price
132	48	10-12	Veneer	2	39772/2	13,040	
<b>132</b>	<b>48</b>	<b>10-12</b>	<b>Laminate</b>	<b>2</b>	<b>39772/5</b>	<b>11,025</b>	
132	54	10-12	Veneer	2	39773/2	13,675	
<b>132</b>	<b>54</b>	<b>10-12</b>	<b>Laminate</b>	<b>2</b>	<b>39773/5</b>	<b>11,480</b>	
144	48	10-12	Veneer	2	39774/2	13,660	
<b>144</b>	<b>48</b>	<b>10-12</b>	<b>Laminate</b>	<b>2</b>	<b>39774/5</b>	<b>11,465</b>	
144	54	10-12	Veneer	2	39775/2	14,350	
<b>144</b>	<b>54</b>	<b>10-12</b>	<b>Laminate</b>	<b>2</b>	<b>39775/5</b>	<b>11,855</b>	
144	60	10-12	Veneer	2	39776/2	15,010	
<b>144</b>	<b>60</b>	<b>10-12</b>	<b>Laminate</b>	<b>2</b>	<b>39776/5</b>	<b>12,270</b>	
156	48	12-14	Veneer	2	39777/2	14,165	
<b>156</b>	<b>48</b>	<b>12-14</b>	<b>Laminate</b>	<b>2</b>	<b>39777/5</b>	<b>11,790</b>	
156	54	12-14	Veneer	2	39778/2	14,940	
<b>156</b>	<b>54</b>	<b>12-14</b>	<b>Laminate</b>	<b>2</b>	<b>39778/5</b>	<b>12,260</b>	
156	60	12-14	Veneer	2	39779/2	15,630	
<b>156</b>	<b>60</b>	<b>12-14</b>	<b>Laminate</b>	<b>2</b>	<b>39779/5</b>	<b>12,660</b>	
168	48	12-14	Veneer	2	39780/2	14,680	
<b>168</b>	<b>48</b>	<b>12-14</b>	<b>Laminate</b>	<b>2</b>	<b>39780/5</b>	<b>12,110</b>	
168	54	12-14	Veneer	2	39781/2	15,490	
<b>168</b>	<b>54</b>	<b>12-14</b>	<b>Laminate</b>	<b>2</b>	<b>39781/5</b>	<b>12,600</b>	
168	60	12-14	Veneer	2	39782/2	16,270	
<b>168</b>	<b>60</b>	<b>12-14</b>	<b>Laminate</b>	<b>2</b>	<b>39782/5</b>	<b>13,040</b>	
180	54	14-16	Veneer	3	39783/2	16,035	
<b>180</b>	<b>54</b>	<b>14-16</b>	<b>Laminate</b>	<b>3</b>	<b>39783/5</b>	<b>12,935</b>	
180	60	14-16	Veneer	3	39784/2	16,865	
<b>180</b>	<b>60</b>	<b>14-16</b>	<b>Laminate</b>	<b>3</b>	<b>39784/5</b>	<b>13,425</b>	
192	54	14-16	Veneer	3	39785/2	16,600	
<b>192</b>	<b>54</b>	<b>14-16</b>	<b>Laminate</b>	<b>3</b>	<b>39785/5</b>	<b>13,290</b>	
192	60	14-16	Veneer	3	39786/2	17,500	
<b>192</b>	<b>60</b>	<b>14-16</b>	<b>Laminate</b>	<b>3</b>	<b>39786/5</b>	<b>13,815</b>	
204	54	16-18	Veneer	3	39787/2	17,160	
<b>204</b>	<b>54</b>	<b>16-18</b>	<b>Laminate</b>	<b>3</b>	<b>39787/5</b>	<b>13,640</b>	
204	60	16-18	Veneer	3	39788/2	18,115	
<b>204</b>	<b>60</b>	<b>16-18</b>	<b>Laminate</b>	<b>3</b>	<b>39788/5</b>	<b>14,195</b>	
216	54	16-18	Veneer	3	39789/2	17,730	
<b>216</b>	<b>54</b>	<b>16-18</b>	<b>Laminate</b>	<b>3</b>	<b>39789/5</b>	<b>14,000</b>	
216	60	16-18	Veneer	3	39790/2	18,710	
<b>216</b>	<b>60</b>	<b>16-18</b>	<b>Laminate</b>	<b>3</b>	<b>39790/5</b>	<b>14,565</b>	

### Polished Bases

L"	X	D"	Sugg Seat Capacity *	Top Finish	Top Sections	Model Number	List Price
132	48	10-12	Veneer	2	39802/2	13,590	
<b>132</b>	<b>48</b>	<b>10-12</b>	<b>Laminate</b>	<b>2</b>	<b>39802/5</b>	<b>11,630</b>	
132	54	10-12	Veneer	2	39803/2	14,195	
<b>132</b>	<b>54</b>	<b>10-12</b>	<b>Laminate</b>	<b>2</b>	<b>39803/5</b>	<b>12,070</b>	
144	54	10-12	Veneer	2	39804/2	14,170	
<b>144</b>	<b>48</b>	<b>10-12</b>	<b>Laminate</b>	<b>2</b>	<b>39804/5</b>	<b>12,060</b>	
144	54	10-12	Veneer	2	39805/2	14,870	
<b>144</b>	<b>54</b>	<b>10-12</b>	<b>Laminate</b>	<b>2</b>	<b>39805/5</b>	<b>12,435</b>	
144	60	10-12	Veneer	2	39806/2	15,500	
<b>144</b>	<b>60</b>	<b>10-12</b>	<b>Laminate</b>	<b>2</b>	<b>39806/5</b>	<b>12,830</b>	
156	48	12-14	Veneer	2	39807/2	14,680	
<b>156</b>	<b>48</b>	<b>12-14</b>	<b>Laminate</b>	<b>2</b>	<b>39807/5</b>	<b>12,365</b>	
156	54	12-14	Veneer	2	39808/2	15,415	
<b>156</b>	<b>54</b>	<b>12-14</b>	<b>Laminate</b>	<b>2</b>	<b>39808/5</b>	<b>12,825</b>	
156	60	12-14	Veneer	2	39809/2	16,110	
<b>156</b>	<b>60</b>	<b>12-14</b>	<b>Laminate</b>	<b>2</b>	<b>39809/5</b>	<b>13,210</b>	
168	48	12-14	Veneer	2	39810/2	15,160	
<b>168</b>	<b>48</b>	<b>12-14</b>	<b>Laminate</b>	<b>2</b>	<b>39810/5</b>	<b>12,675</b>	
168	54	12-14	Veneer	2	39811/2	15,970	
<b>168</b>	<b>54</b>	<b>12-14</b>	<b>Laminate</b>	<b>2</b>	<b>39811/5</b>	<b>13,160</b>	
168	60	12-14	Veneer	2	39812/2	16,715	
<b>168</b>	<b>60</b>	<b>12-14</b>	<b>Laminate</b>	<b>2</b>	<b>39812/5</b>	<b>13,595</b>	
180	54	14-16	Veneer	3	39813/2	16,510	
<b>180</b>	<b>54</b>	<b>14-16</b>	<b>Laminate</b>	<b>3</b>	<b>39813/5</b>	<b>13,480</b>	
180	60	14-16	Veneer	3	39814/2	17,310	
<b>180</b>	<b>60</b>	<b>14-16</b>	<b>Laminate</b>	<b>3</b>	<b>39814/5</b>	<b>13,945</b>	
192	54	14-16	Veneer	3	39815/2	17,050	
<b>192</b>	<b>54</b>	<b>14-16</b>	<b>Laminate</b>	<b>3</b>	<b>39815/5</b>	<b>13,820</b>	
192	60	14-16	Veneer	3	39816/2	17,905	
<b>192</b>	<b>60</b>	<b>14-16</b>	<b>Laminate</b>	<b>3</b>	<b>39816/5</b>	<b>14,320</b>	
204	54	16-18	Veneer	3	39817/2	17,590	
<b>204</b>	<b>54</b>	<b>16-18</b>	<b>Laminate</b>	<b>3</b>	<b>39817/5</b>	<b>14,160</b>	
204	60	16-18	Veneer	3	39818/2	18,510	
<b>204</b>	<b>60</b>	<b>16-18</b>	<b>Laminate</b>	<b>3</b>	<b>39818/5</b>	<b>14,695</b>	
216	54	16-18	Veneer	3	39819/2	18,135	
<b>216</b>	<b>54</b>	<b>16-18</b>	<b>Laminate</b>	<b>3</b>	<b>39819/5</b>	<b>14,510</b>	
216	60	16-18	Veneer	3	39820/2	19,105	
<b>216</b>	<b>60</b>	<b>16-18</b>	<b>Laminate</b>	<b>3</b>	<b>39820/5</b>	<b>15,070</b>	

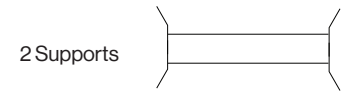
\* Based on a chair width of 25"

# METRONOME™ TABLES

## SUPER ELLIPSE Design - Fig40



Table Top  **With Power Trough** Table height = 29"  
Super Ellipse



Specify edge type; add the two letter code after the model number.



Self Edge (SE)



Taper Edge (TE)



Facet Edge (FE)



Flowform Edge (FF)  
5% upcharge  
laminite not available



Camber Edge (CE)  
5% upcharge  
laminite not available

Note: For powder coat bases, please use model # of anodized bases and add "PC" at the end, e.g. 39403PC/2.

### Anodized Bases

L"	X	D"	Sugg Seat Capacity *	Top Finish	Top Sections	Model Number	List Price
84	42	6-8		Veneer	1	39823/2	9,075
<b>84</b>	<b>42</b>	<b>6-8</b>		<b>Laminate</b>	<b>1</b>	<b>39823/5</b>	<b>7,950</b>
96	42	6-8		Veneer	1	39825/2	9,500
<b>96</b>	<b>42</b>	<b>6-8</b>		<b>Laminate</b>	<b>1</b>	<b>39825/5</b>	<b>8,255</b>
96	48	6-8		Veneer	1	39826/2	10,000
<b>96</b>	<b>48</b>	<b>6-8</b>		<b>Laminate</b>	<b>1</b>	<b>39826/5</b>	<b>8,540</b>
108	42	8-10		Veneer	1	39827/2	9,970
<b>108</b>	<b>42</b>	<b>8-10</b>		<b>Laminate</b>	<b>1</b>	<b>39827/5</b>	<b>8,545</b>
108	48	8-10		Veneer	1	39828/2	10,415
<b>108</b>	<b>48</b>	<b>8-10</b>		<b>Laminate</b>	<b>1</b>	<b>39828/5</b>	<b>8,850</b>
120	42	8-10		Veneer	2	39829/2	10,570
<b>120</b>	<b>42</b>	<b>8-10</b>		<b>Laminate</b>	<b>2</b>	<b>39829/5</b>	<b>9,045</b>
120	48	8-10		Veneer	2	39830/2	11,130
<b>120</b>	<b>48</b>	<b>8-10</b>		<b>Laminate</b>	<b>2</b>	<b>39830/5</b>	<b>9,325</b>
120	54	8-10		Veneer	2	39831/2	11,720
<b>120</b>	<b>54</b>	<b>8-10</b>		<b>Laminate</b>	<b>2</b>	<b>39831/5</b>	<b>9,660</b>

### Polished Bases

L"	X	D"	Sugg Seat Capacity *	Top Finish	Top Sections	Model Number	List Price
84	42	6-8		Veneer	1	39853/2	9,310
<b>84</b>	<b>42</b>	<b>6-8</b>		<b>Laminate</b>	<b>1</b>	<b>39853/5</b>	<b>8,235</b>
96	42	6-8		Veneer	1	39855/2	9,730
<b>96</b>	<b>42</b>	<b>6-8</b>		<b>Laminate</b>	<b>1</b>	<b>39855/5</b>	<b>8,535</b>
96	48	6-8		Veneer	1	39856/2	10,220
<b>96</b>	<b>48</b>	<b>6-8</b>		<b>Laminate</b>	<b>1</b>	<b>39856/5</b>	<b>8,795</b>
108	42	8-10		Veneer	1	39857/2	10,180
<b>108</b>	<b>42</b>	<b>8-10</b>		<b>Laminate</b>	<b>1</b>	<b>39857/5</b>	<b>8,800</b>
108	48	8-10		Veneer	1	39858/2	10,625
<b>108</b>	<b>48</b>	<b>8-10</b>		<b>Laminate</b>	<b>1</b>	<b>39858/5</b>	<b>9,100</b>
120	42	8-10		Veneer	2	39859/2	12,315
<b>120</b>	<b>42</b>	<b>8-10</b>		<b>Laminate</b>	<b>2</b>	<b>39859/5</b>	<b>10,785</b>
120	48	8-10		Veneer	2	39860/2	12,885
<b>120</b>	<b>48</b>	<b>8-10</b>		<b>Laminate</b>	<b>2</b>	<b>39860/5</b>	<b>11,065</b>
120	54	8-10		Veneer	2	39861/2	13,455
<b>120</b>	<b>54</b>	<b>8-10</b>		<b>Laminate</b>	<b>2</b>	<b>39861/5</b>	<b>11,415</b>

\* Based on a chair width of 25"

# TERMS AND CONDITIONS OF SALE

---

## PRICES

All prices are list prices, freight included, blanket-wrapped, dock delivered, from the manufacturing source to any location in the contiguous United States.

Brokerage is paid by Nienkämper for product shipped to the United States.

Due to existing conditions in regard to cost of labor and materials, we reserve the right to change prices without notice.

## TERMS

Net 30 days from date of invoice to accredited buyers. Two per cent (2%) interest charged monthly on overdue accounts. Deposit of 50% is required with order. Terms will be established upon credit evaluation. Due to delays in processing references, first orders may be treated as C.B.D. orders.

## ORDER CONFIRMATION

Orders are accepted upon issuance of our order confirmation and are subject to the terms set forth therein; notwithstanding any variance from the terms of the buyer's order form.

Nienkämper is not liable for any delay or failure to deliver caused by labor or transportation difficulties, accidents, acts of God, failure of sources of supply, or other causes beyond our control, and changes will affect the delivery date.

## CHANGE OF ORDERS OR CANCELLATIONS

Changes or cancellations are subject to our ability to conform. A charge will be levied against cancelled or changed orders based on costs already incurred by Nienkämper. All changes must be in writing and submitted on a revised purchase order. Changes will affect the delivery date.

## STORAGE

If goods cannot be accepted when ready, we may transfer them to storage (which is to be deemed as delivery for invoice purposes). The customer accepts risks and will be charged at prevailing rates.

## FREIGHT

Prices include freight charges, blanket-wrapped, dock delivered, from the manufacturing source to any location in the contiguous United States. Packing and/or crating are available, if required, upcharges apply.

## CLAIMS

All furniture is given to the carrier and signed for in good condition. It is the responsibility of the receiver to sign for the goods in the presence of the carrier and note the condition in which they are received. Freight claims should be filed with the carrier.

## WARRANTY

There are no express or implied warranties, conditions and obligations of the manufacturer, whether statutory or otherwise that extend beyond the description on the face hereof. Our furniture is made to the highest standard and is warranted free from defects of material and workmanship for five years from the date of delivery. During the warranty period we will repair or replace such merchandise as shall prove to be defective, during normal usage in accordance with manufacturer's specifications. The manufacturer shall not be liable for defect wholly attributable to normal manufacturing process. Replacement or repair of the Product shall be the sole remedy of the Customer, and the manufacturer shall not be liable for any direct, indirect, incidental, or consequential loss or damage suffered by the Customer by reason of any defect in workmanship or manufacture of the Product or inability to use the Product. Moreover, this warranty does not cover accidental damage, abuse, alteration, ordinary wear and tear of Goods, negligence and misuse nor variations over which we have no control such as heat or humidity or damage to which the Goods are connected that is not attributable to the failure of the goods themselves. This warranty is null and void when the product is installed with hardware other than that supplied and/or when installed differently than recommended in the installation guide. Modification to the product or hardware may result in failure of the product and cause damage and/or injury.

## WOOD FINISHES

Nienkämper offers a wide variety of standard light finishes on cherry, mahogany and figured anagré wood veneers, and a clear natural finish on figured anagré, figured sycamore, maple, bird's eye maple and curly maple.

Light finishes do not mask the grain and other characteristics of each wood species. It is important to understand that pieces of the same type of wood will not look identical when a light finish is used. The appearance of the finish will also depend on the natural color of the veneer. Cherry darkens over time as the wood ages. Pin knots and gum pockets are inherent traits.

Wood is a naturally variable raw material; its variances are not within the furniture manufacturer's control and are therefore not considered defects under this warranty.