

# nienkämpfer

## **VOX® CONFERENCE TABLE**

PRICE LIST



**2026**

Prices shown are List Prices, FOB our Toronto  
Factory- freight charges are extra. Packing and/  
or crating is available, if required, upcharges apply.

# HOW TO ORDER VOX® CONFERENCE TABLES

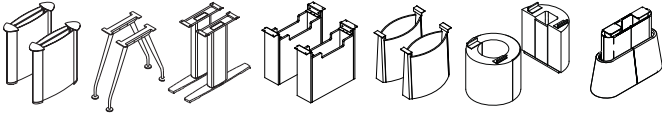
**Vox® Conference Tables-** Designed for versatility and style, Vox tables are available in a wide range of shapes and sizes to complement any meeting space. Standard heights are 28½" or 29", and the collection can be customized to meet unique requirements. For assistance, contact your local Nienkämper Sales Representative or Customer Service at **800.668.9318**.

## SELECT SHAPE



Use the table of contents, or simply flip through the Conference Tables section of the Planning Guide to select a table shape that is suitable. To help find a shape, a small outline of the top is provided in the upper corner of each page.

## SELECT BASE OPTION



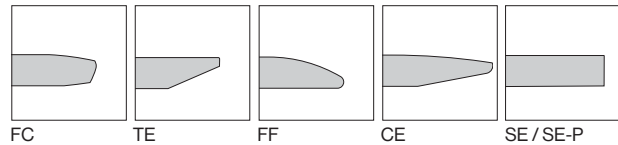
There are seven distinct base designs for each table shape that offer both aesthetic and functional benefits. Each base design is listed by model number for every top shape with options and choices for base finishes. For the Duo, Tri, Quad, Access, Tower and Drum Bases, a wood or plastic laminate finish must be selected, see page 8-11. If not specified otherwise, base finish will match top finish. Pages 17-23 illustrates the features of each base in detail and describes how wiring is accommodated.

## SELECT SIZE AND MODEL NUMBER

L" x D"	Suggested Seating Capacity*	Top Finish	Top Sections	Model Number
120 x 42	8 - 10		2	51309/

Select the table size, from as small as 72" x 36" to as large as 240" x 84". Seating capacity is listed and can aid in determining the size required. Select a wood veneer or wood laminate option for your top.

## SELECT EDGE PROFILE



Edge profiles can be specified for nearly any table shape. A small profile drawing appears at the top of each page, along with a two- or three-letter code indicating which edge profiles pair best with each top. Add this code to the end of the model number when specifying. For profile photos and scaled drawings, refer to page 13

## SELECT VENEER AND FINISH

If a wood veneer top was chosen, a species and finish must be selected. Page 8 describes all wood veneer options.

## SELECT LAMINATE

If a laminate top is preferred, Nienkämper offers a variety of wood grain and solid color laminates to choose from. Refer to pages 9-11 for a complete listing as well as instructions for customer specified laminates. Wood edges on wood grain laminate tops are selected to most closely resemble both the species and color of the laminate. Facet and Taper edge profiles are available with laminate tops.

## ALUMINUM FINISH

Aluminum finishes must be specified for T-Base, Duo style bases, Access Base trim (if applicable), Forums and Accessories.

## SELECT FORUMS (POWER / CONNECTIVITY SOLUTION)



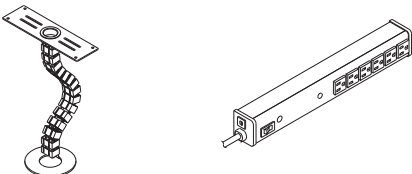
Vox® Forums provide a large variety of options for simple to complex connectivity requirements. Pages 216-245 describe these products and their features. Pages 219-221 show Vox Forum placement along the table top for all sizes of tops. Anodized aluminum finishes are listed on page 12.

Power Troughs or Power Drawers can be added to most Vox® Conference Tables providing a full range of Connectivity and Power solutions. Details can be found on pages 246-263.



For further information on Forums, Power Edge, Power Trough and Power Drawer please contact Customer Service at **800.668.9318**.

## SELECT ACCESSORIES



A range of accessories can be specified that will enhance the performance of your Vox® Conference table. All products that relate to wire management can be found on pages 264-277. Accessories, such as table pads and coasters, are also in this section.

## veneers

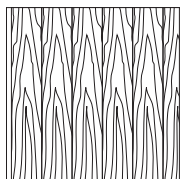
All wood surfaces are protected with a durable polyurethane clear lacquer with UV inhibitor. This finish is known for its exceptional durability, as well as abrasion, chemical, impact and scratch resistance. Standard sheen level is 45 degrees. Optional matte, 5, 10 and 35 degree sheen levels are available on request at no additional cost.

Wood Species	Order Code	Veneer/Stain	Upcharge
Maple	F-01	Natural Maple	No upcharge applies.
	F-02	Natural Curly Maple - Rotary Cut	Add 15%.
	F-03	Natural Bird's Eye Maple - Rotary Cut	Call Customer Service for pricing.
	F-04	Maple Stained Pear	No upcharge applies.
Cherry	F-05	Natural Cherry	No upcharge applies.
	F-06	Standard Cherry	No upcharge applies.
	F-07	Cherry Stained Amber	No upcharge applies.
	F-08	Cherry Stained Auburn	No upcharge applies.
	F-09	Cherry Stained Burgundy	No upcharge applies.
Mahogany	F-10	Light Mahogany	No upcharge applies.
	F-11	Medium Mahogany	No upcharge applies.
	F-12	Dark Mahogany	No upcharge applies.
	F-13	Red Mahogany	No upcharge applies.
Anagré	F-14	Natural Figured Anagré - Qtr. Cut Book-Match	Add 15%.
	F-15	Figured Anagré Stained Amber - Qtr. Cut Book-Match	Add 15%.
Sycamore	F-16	Natural Figured Sycamore - Qtr. Cut Book-Match	Add 15%.
Walnut	F-17	Burnt Walnut	No upcharge applies.
	F-19	Natural Walnut- Flat Cut Book-Match	No upcharge applies.
	F-19FM	Natural Walnut- Flat Cut Book-Match (matte sheen)	No upcharge applies.
	F-27F	Creamy Walnut- Flat Cut Book-Match (10° sheen)	No upcharge applies.
	F-27R	Creamy Walnut - Rift Cut Slip-Match (10° sheen)	Add 5%
	F-28	Tawny Walnut	No upcharge applies.
	F-31FM	Autumn Walnut- Flat Cut Book-Match (matte sheen)	No upcharge applies.
	F-31RM	Autumn Walnut - Rift Cut Slip-Match (matte sheen)	Add 5%
Oak	F-18F	Natural White Oak - Flat Cut Book-Match (10° sheen)	No upcharge applies.
	F-18R	Natural White Oak - Rift Cut Slip-Match (10° sheen)	Add 5%
	F-26	Charcoal Ash On Oak- Flat Cut Book- Match (10° sheen)	No upcharge applies.
	F-29F	Smoky Oak - Flat Cut Book-Match	No upcharge applies.
	F-29R	Smoky Oak - Rift Cut Slip-Match	Add 5%
	F-29FM	Smoky Oak - Flat Cut Book-Match (matte sheen)	No upcharge applies.
	F-29RM	Smoky Oak - Rift Cut Slip-Match (matte sheen)	Add 5%
	F-30FM	Whisper White Oak - Flat Cut Book-Match (matte sheen)	No upcharge applies.
	F-30RM	Whisper White Oak - Rift Cut Slip-Match (matte sheen)	Add 5%
	F-32FM	Cotton White Oak - Flat Cut Book-Match (matte sheen)	No upcharge applies.
F-32RM	Cotton White Oak - Rift Cut Slip-Match (matte sheen)	Add 5%	
Sapele – Ribbon Stripe	F-20	Natural Ribbon Strip Sapele - Qtr. Cut Slip-Match	No upcharge applies.
Moabi (Cherry substitute)	F-21	Natural Moabi - Quarter - Qtr. Cut Book-Match	No upcharge applies.
Cape Coast Walnut	F-22	Dark Cape Coast Walnut - Qtr. Cut Slip-Match	No upcharge applies.
	F-23	Natural Cape Coast Walnut - Qtr. Cut Slip-Match	No upcharge applies.
	F-23	Natural Cape Coast Walnut - Qtr. Cut Slip-Match	No upcharge applies.
Ash	F-25	Slate Gray Ash - Qtr. Cut Slip-Match	No upcharge applies.

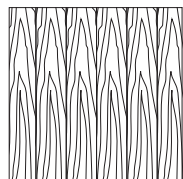
### VENEER GRAIN OPTIONS

Nienkämper products utilize the best quality veneers available, and, combined with Nienkämper's patented veneering systems, create work environments of incredible quality and beauty.


All veneer furniture comes standard with flat cut book-match veneer; flat cut slip-match veneer can also be specified. Quarter cut slip-match and quarter cut book-match veneers are available at a 5% upcharge. Figured Anagré and Figured Sycamore veneers are Quarter cut book-matched. Bird's Eye Maple and Curly Maple are rotary cut. Facet Edge, Taper edge, Flowform, Camber and Self edge tops with veneer are manufactured with a solid wood edge. All edges are then veneer wrapped to create a seamless profile top.




Standard V1  
Flat Cut Book-Match



Flat Cut Slip-Match V2



Quarter Cut Slip-Match V3  
Add 5%



Quarter Cut Book-Match V4  
Add 5%

## P-LAM

### Wood grain plastic laminate surfaces are available on table tops with Facet, Taper and Self edges.

These tops are manufactured with a solid wood edge that is applied prior to the laminate top surface. This method conceals the thickness of the wood edge, while providing the durability required. Wood edges are selected that most closely resemble both the species and the color of the laminate chosen

Nienkämper has pre-selected a number of standard wood grain plastic laminates that represent a cross section of both color and species. Simply include the order code with the model number to make these selections. Alternatively wood grain plastic laminates selected outside of Nienkämper's standard selection can be made by specifying the manufacturer as well as the description and model number of the laminate at the time of order.

Wood Grain Plastic Laminate Surfaces	Order Code	Manufacturer #	Finish
Hardrock Maple	WL2	Pionite WM791-SD	Textured/Suede
Monticello Maple	WL5	Wilsonart 7925-38	Fine Velvet Texture
Fusion Maple	WL13	Wilsonart 7909-60	Matte
New Age Oak	WL14	Wilsonart 7938-38	Fine Velvet Texture
Wild Cherry	WL18	Wilsonart 7054-60	Matte
River Cherry	WL19	Wilsonart 7937-38	Fine Velvet Texture
Montana Walnut	WL20	Wilsonart 7110T-78	Fine Grain
Skyline Walnut	WL26	Wilsonart 7964K-12	Soft Grain
Continental Walnut	WL-29	Wilsonart 8232K-05	Timbergrain
Neo Walnut	WL-30	Wilsonart 7991-38	Fine Velvet Texture
Walnut Heights	WL-31	Wilsonart 7965K-12	Soft Grain
Grayed Oak	WL-32	Formica 5791-PG	Pure Grain Texture
Millennium Oak	WL-33	Formica 5887-58	Matte
Aged Ash	WL-34	Formica 8844-WR	Woodbrush
Lowell Ash	WL-35	Wilsonart 7994-38	Fine Velvet Texture
Natural Ash	WL-36	Formica 8843-WR	Woodbrush
Norwegian Ash	WL-37	Wilsonart 8241-38	Fine Velvet Texture
Weathered Ash	WL-38	Formica 8842-WR	Woodbrush
Smoky Brown Pear	WL-39	Formica 5488-26	Oiled Wood
Studio Teak	WL-40	Wilsonart 7960K-18	Linearity
Fawn Cypress	WL-41	Wilsonart 8208K-16	Casual Rustic
Landmark Wood	WL-42	Wilsonart 7981K-12	Soft Grain
Natural Cerise	WL-43	Formica 8863-58	Matte
Natural Recon	WL-44	Wilsonart 7996-38	Fine Velvet Texture
Pecan Woodline	WL-45	Formica 5883-58	Matte

To specify the wood grain laminate required simply add the Order Code WL\_ to the model number of the product.

Samples and specific technical data is available from your local sales representative or by contacting Nienkämper's Customer Service department at **800.668.9318**.

# P-LAM

## COLORED P-LAM

Both Taper and Self edge profiles are available with a colored laminate top.

**Laminate edging on Taper tops.** Edging will match the top surface and is applied before the surface laminate. By applying the laminate in this way, the seam is positioned horizontally, which makes it much less conspicuous and more durable.

**Wood edging** on Self and Taper Edge tops are applied before the laminate. By applying the wood edge in this way, the wood edge thickness is concealed, while providing the durability required. Wood species and finishes for edging can be selected from page 8.

For laminates specified outside of Nienkämper's standard selection, specify the manufacturer as well as the description and model number of the laminate selected at the time of order. For Facet edge tops, the laminate must be a post-forming grade.

**Translucent edging** on Self and Taper edge tops is applied after the surface laminate. The translucent edge is very durable. Clear translucent edge provides a good match with most white-colored laminates, while a silver translucent edge provides a metallic look and contrast to colored plastic laminates.



P-Lam top & Self edge



P-Lam top & Translucent Self edge



Wood Grain P-Lam top & silver Translucent Self edge



P-Lam top & solid wood Facet edge

\*An unavoidable, thin dark line will be visible when specifying a matching p.lam edge. This is more pronounced with light colored laminates

Colored Plastic Laminates Surface	Order Code	Manufacturer #	Finish
Gray (Nienkämper - Light Gray/Putty)	CL-01	Wilsonart 1500-60	Matte
Platinum Gray (Nienkämper - Medium Gray/Clay)	CL-02	Nevamar S6023T	Textured
Slate Grey (Nienkämper - Dark Gray)	CL-03	Wilsonart D91-60	Matte
Black	CL-04	Wilsonart 1595-60	Matte
Angel White	CL-05	Pionite SW-826SD	Textured/ Suede
Frosty White	CL-06	Wilsonart 1573-60	Matte
White (for writable surface)	Contact customer service for details 800.668.9318		Gloss

Add the order code behind the edge profile when specifying.

# P-LAM

## FINGERPRINT RESISTANT P-LAM

Fingerprint Resistant Plastic Laminate is an innovative material created for interior design applications and is suitable for both vertical and horizontal interior applications on our Nienkämper furniture.

The external surface of Fingerprint Resistant Plastic Laminate involves the use of nanotechnology made possible by next generation acrylic resins.

The unique composition offers extraordinary features coupled with a unique user experience. These include an ultra matte surface (eliminating glare), an ultra soft feel, an anti-fingerprint surface, thermal healing of micro-scratches, increased durability as well as anti-bacterial and mold-resistant properties.

**Edgeband** matching all Fingerprint Resistant Plastic Laminate colors is only available when specifying a Taper edge. For Self edge tops 1" and 1 1/4" thick, matching edgeband are only available in Black (RL-01) and White (RL-03). When a matching edgeband is not available, the specified surface laminate is used on the edge. **Contact Customer Service for more details 800.668-9318.**

There is a 20% upcharge on our standard plastic laminate table pricing for Fingerprint Resistant Plastic Laminate.

Colored "Fingerprint Resistant" Plastic Laminate Surface	Order Code	Finish
Black	RL-01	Matte
Gray	RL-02	Matte
White	RL-03	Matte
Sand	RL-04	Matte
Brown	RL-05	Matte
Clay	RL-06	Matte
Beige	RL-07	Matte
Ash	RL-08	Matte
Smoke	RL-09	Matte

Edgeband to Match with Colored "Fingerprint Resistant" Plastic Laminate	Thickness	Order Code
Black	3/4", 1", 1-1/4"	RE-01
Gray	3/4"	RE-02
White	3/4", 1", 1-1/4"	RE-03
Sand	3/4"	RE-04
Brown	3/4"	RE-05
Clay	3/4"	RE-06
Beige	3/4"	RE-07
Ash	3/4"	RE-08
Smoke	3/4"	RE-09

# ALUMINUM/PAINT FINISHES - VOX®

---

## ALUMINUM FINISHES

Anodized Aluminum Finishes	Order Code
Silver	AL-01
Champagne	AL-02
Light Bronze	AL-03
Bronze	AL-04
Black	AL-06

Simply specify the finish of choice when placing your order. Note upcharges may apply for non-standard finishes. Anodized aluminum and paint finish samples are available from your local sales representative or by calling Nienkämper's Customer Service department, at **800.668.9318**.

## PAINT FINISHES

Some Vox® components are painted.

Paint finishes are generally used when anodizing is not an option, (i.e. castings). While color matching is close, it is impossible to match exactly the qualities of anodizing with paint finishes.

Standard Paint	Order Code
Silver	SP-01
Champagne	SP-02
Light Bronze	SP-03
Angel White	SP-04
Frosty White	SP-05
Black	SP-06

Metallic Paint	Order Code
Silver Metallic	MP-01
Champagne Metallic	MP-02
Light Bronze Metallic	MP-03

Powder Coat Paint	Order Code
Nienkämper Silver	PC-01
Champagne	PC-02
Light Bronze	PC-03
Standard Bronze	PC-04
Black Jack	PC-06
Warm White	PC-07
Red	PC-09
Cool White	PC-12
Pure Orange	PC-14
Lime	PC-16
Sky Blue	PC-17
Cobalt Blue	PC-18
Charcoal Gray (Matte)	PC-22
Matte Red Clay	PC-24
Cream	PC-25
Mulberry	PC-26
Forest Green (Matte)	PC-27
Mustard (Matte)	PC-28

# EDGE DETAILS - CONFERENCE TABLES

Conference tables with tops that are 1 1/4" thick have 5 edge profiles to choose from.

## To select:

Facet Edge add "FC" after the table model number

Taper Edge add "TE" after the table model number

Flowform Edge add "FF" after the table model number

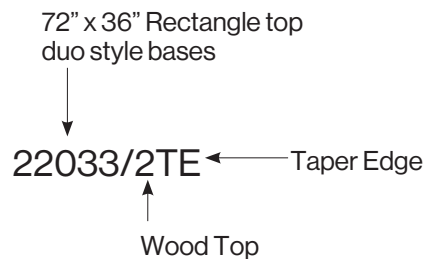
Camber Edge add "CE" after the table model number

Self Edge add "SE" or "SE-P" (exposed plywood edge) after the table model number

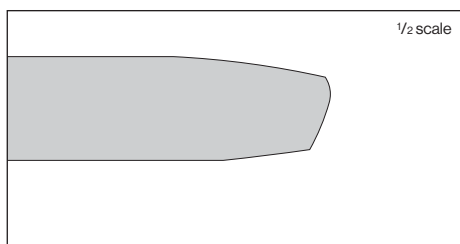
Flowform Edge and Camber Edge require a 5% upcharge

Flowform and Camber edged tops are veneer-wrapped, and are not available with plastic laminate

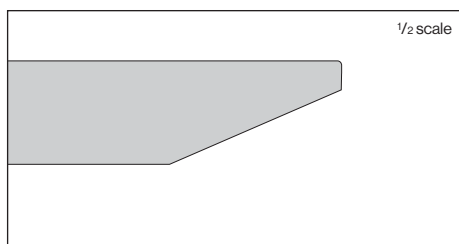
- Rectangle shape, Boat shape, Vista shape and Congress shape tops specified with a Flowform Edge have this edge profile on two sides only, with self edges on the two ends of the top.
- All conference table tops are 1 1/4" thick, edges are manufactured with a profiled solid wood edge.
- Camber edge is standard with an 8" radius corner feature on rectangle, boat, square, and vista shaped tops.



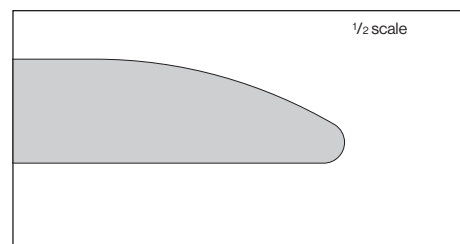
## EXAMPLE



Facet Edge "FC"



Taper Edge "TE"



Flowform Edge "FF"



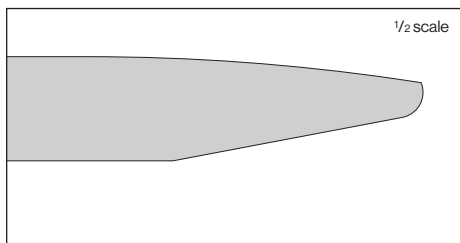
Facet Edge - specify "FC"



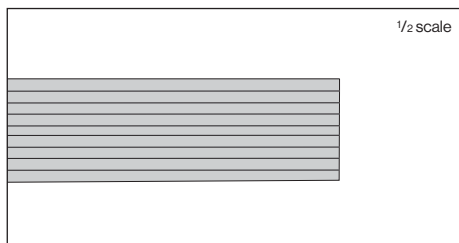
Taper Edge - specify "TE"




Flowform Edge - specify "FF"




Camber Edge "CE"



Self Edge "SE" / Self Edge with Exposed Plywood Core "SE-P"



Camber Edge - specify "CE"



Self "SE" / Self with Exposed Plywood Core "SE-P"

## SPECIAL TOP OPTIONS – VOX® CONFERENCE TABLES

---

A range of special top options are available for creating unique tables. By adding reveals, stain and veneer combinations personalizing your Vox® conference table has never been easier. Four examples are shown that can be easily included in any of our standard conference tables. Simply specify the option you prefer and Nienkämper's customer service department (**call 800.668.9318**) can provide you with a quotation based on the model of table selected. They will also be happy to help you if a custom combination of veneer and finishes are required.




**Option A**  
Flat cut, Book-matched veneer, Natural finish, 1/4" polished aluminum reveal.



**Option B**  
Flat cut, Book-matched veneer, Natural finish edge, stained center, 1/4" polished aluminum reveal.



**Option C**  
Flat cut, Book-matched veneer (veneer pattern as shown), stained edge, natural finish center, 1/4" polished aluminum reveal.



**Option D**  
Rift cut, Book-matched veneer, Natural finish edge, stained center, 1/4" polished aluminum reveal.

## BASE STYLE OPTIONS – VOX® CONFERENCE TABLES

### Base Designs

Vox® conference tables offer seven distinct base designs, each combining aesthetic appeal with functional benefits. These base options are available for most top shapes and include a variety of finish choices. All bases are listed by model number for easy reference.

To assist with selection, pages 17-23 provide detailed illustrations and descriptions of each base design along with their wiring capacity.



#### Vox® Duo Base

The Duo, Tri and Quad base provide ample capacity for storing cabling inside the leg. Available in a range of veneers and stains and anodized finishes.



#### Vox® Access Base

These bases are designed to manage and conceal cabling while hiding core drills and floor-mounted receptacles for a clean, streamlined look. Available in veneer and plastic laminate with or without aluminum trim—select by model number.



#### Vox® Tower Base

With a distinctive shape, these bases are designed to manage wiring and conceal core drills and floor-mounted receptacles, while providing generous internal space for cable routing. Available in veneer and plastic laminate. Select by model number.




#### Vox® Drum Base

Available in 2 styles, Half Drum (shown) or Full Drum bases, both designed to provide generous space for tables with extensive cabling and power needs. The wiring and power cavity is easily accessible—remove the straight panel for the Half Drum style or a section of the base for Full Drum models. Available in various veneers, stains and plastic laminates. Selection is based on model number.

## BASE OPTIONS – VOX® CONFERENCE TABLES

---



### **Vox® T-Leg Base**

The vertical section of the T-Leg base features an integrated channel designed to manage excess cabling and route wires to and from the floor. Available in anodized or polished aluminum—selection determined by model number.



### **Vox® Taper Base**

The very thin profile of the Taper base design is ideal for maximizing space under a table. Available in polished aluminum or silver paint – Select by model number.

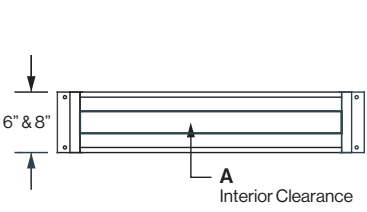
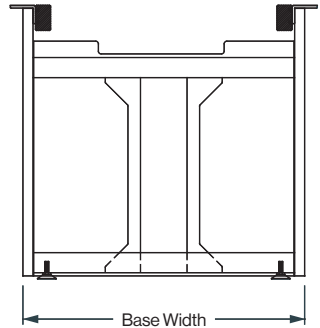


### **Vox® LCS Base**


The LCS effortlessly transitions from sitting to standing height at the push of a button. Cabling is concealed within the Neather wrapped base. Also available as a fixed height. – Select by model number.

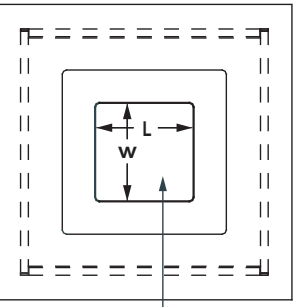
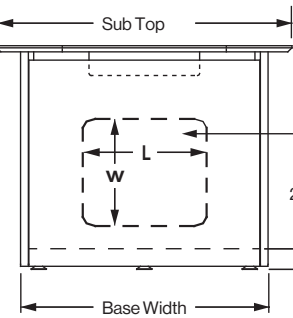
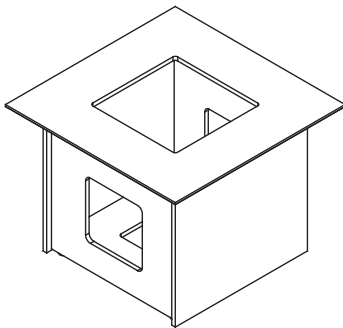

# VOX® ACCESS BASE INTERIOR CLEARANCES

**Access Base** - These bases offer generous cable storage inside the leg while concealing core drills and floor-mounted receptacles. A floor monument can be positioned directly under rectangular or square Access Bases—refer to interior clearance dimensions. Removable panels lift off without tools for full access to the wire cavity. Available in veneer or laminate, with optional aluminum trim in five anodized colors. Detailed drawings for all standard Vox tables, including base locations, can be downloaded from [www.nienkamper.com](http://www.nienkamper.com)

Description	Base Width	A- Interior Clearance	
		L"	W"
<b>RECTANGULAR ACCESS BASE</b> PLAN VIEW	<b>6" w Base</b>		
	19	17	2
	24	22	2
	28	26	2
	32	30	2
	36	36	2
	40	38	2
	<b>8" w Base</b>		
	19	17	4
	24	22	4
	28	26	4
	32	30	4
	36	36	4
	40	38	4

Note:  
A special-order 10" wide Access Base is available when an Extron 1400 power/connectivity unit with retractors or any equipment requiring additional space is ordered. For details, contact Customer Service at 800.668.9318.



Description	Base Width Square	Sub Top Square	A- Interior Clearance		B- Interior Clearance	
			L"	W"	L"	W"
<b>SQUARE ACCESS BASE</b> PLAN VIEW	20	26	12	12	12	12
	24	30	12	12	12	12
	28	34	12	12	12	12
	32	38	14	14	12	12
	36	42	14	14	12	12
	42	48	14	14	12	12
	ISOMETRIC Shown without panel for clarity					
						
						

# VOX® CONFERENCE TABLES

RECTANGLE SHAPE Design Mark Müller

6" ACCESS BASE



Specify edge type; add the two letter code after the model number.

All Rectangular shape table sizes available with optional 6" radius "Soft" corner (must be specified at time of order)



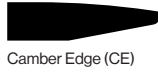
Facet Edge (FC)



Taper Edge (TE)

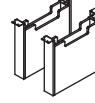


Flowform Edge (FF)  
5% upcharge  
laminare not available

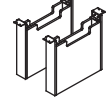


Camber Edge (CE)  
5% upcharge  
laminare not available

No Trim



With Anodized Aluminum Trim

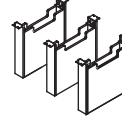


\* Based on a chair width of 25".

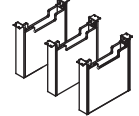
L" x D"	Sugg Seat Capacity	Top Finish	Top Sections	Model Number	Number of Bases-Size	2 Access Bases List Price	Model Number	Number of Bases-Size	2 Access Bases List Price
72 x 36	4-6	Wood	1	60011/2	2-19	7,160	60012/2	2-19	7,280
72 x 36	4-6	P-Lam	1	60011/5	2-19	6,255	60012/5	2-19	6,390
78 x 38	4-6	Wood	1	60021/2	2-19	7,690	60022/2	2-19	7,840
78 x 38	4-6	P-Lam	1	60021/5	2-19	6,655	60022/5	2-19	6,790
84 x 38	6-8	Wood	1	60031/2	2-19	8,005	60032/2	2-19	8,135
84 x 38	6-8	P-Lam	1	60031/5	2-19	6,895	60032/5	2-19	7,020
84 x 42	6-8	Wood	1	60041/2	2-19	8,470	60042/2	2-19	8,600
84 x 42	6-8	P-Lam	1	60041/5	2-19	7,255	60042/5	2-19	7,405
96 x 42	6-8	Wood	1	60051/2	2-19	9,210	60052/2	2-19	9,340
96 x 42	6-8	P-Lam	1	60051/5	2-19	7,820	60052/5	2-19	7,950
96 x 48	6-8	Wood	1	60061/2	2-19	10,025	60062/2	2-19	10,170
96 x 48	6-8	P-Lam	1	60061/5	2-19	8,470	60062/5	2-19	8,600
108 x 42	8-10	Wood	2	60071/2	2-19	9,935	60072/2	2-19	10,070
108 x 42	8-10	P-Lam	2	60071/5	2-19	8,340	60072/5	2-19	8,490
108 x 48	8-10	Wood	2	60081/2	2-19	10,855	60082/2	2-19	10,995
108 x 48	8-10	P-Lam	2	60081/5	2-19	9,085	60082/5	2-19	9,225
120 x 42	8-10	Wood	2	60091/2	2-19	11,605	60092/2	2-19	11,740
120 x 42	8-10	P-Lam	2	60091/5	2-19	9,865	60092/5	2-19	10,005
120 x 48	8-10	Wood	2	60101/2	2-19	12,615	60102/2	2-19	12,760
120 x 48	8-10	P-Lam	2	60101/5	2-19	10,650	60102/5	2-19	10,790
120 x 54	8-10	Wood	2	60111/2	2-24	13,985	60112/2	2-24	14,125
132 x 48	8-10	Wood	2	60121/2	2-19	13,755	60122/2	2-19	13,895
132 x 54	8-10	Wood	2	60131/2	2-24	15,145	60132/2	2-24	15,270

These models are constructed without support rails - bases are attached directly to tops.

No Trim



With Anodized Aluminum Trim



\* Based on a chair width of 25".

L" x D"	Sugg Seat Capacity	Top Finish	Top Sections	Model Number	Number of Bases-Size	3 Access Bases List Price	Model Number	Number of Bases-Size	3 Access Bases List Price
144 x 48	10-12	Wood	2	60141/2	3-19	16,125	60142/2	3-19	16,265
144 x 54	10-12	Wood	2	60151/2	3-24	17,470	60152/2	3-24	17,610
144 x 60	10-12	Wood	2	60161/2	3-28	18,785	60162/2	3-28	18,925
156 x 48	10-12	Wood	2	60171/2	3-19	17,230	60172/2	3-24	17,365
156 x 54	12-14	Wood	2	60181/2	3-24	18,725	60182/2	3-24	18,870
156 x 60	12-14	Wood	2	60191/2	3-28	20,190	60192/2	3-28	20,335
156 x 66	12-14	Wood	3	60201/2	3-32	21,795	60202/2	3-32	21,930
168 x 48	12-14	Wood	2	60211/2	3-19	19,200	60212/2	3-19	19,350
168 x 54	12-14	Wood	2	60221/2	3-24	20,835	60222/2	3-24	20,980
168 x 60	12-14	Wood	2	60231/2	3-28	22,455	60232/2	3-28	22,615
168 x 66	12-14	Wood	3	60241/2	3-32	24,195	60242/2	3-32	24,340

All table sizes are available with Plastic Laminate top surfaces. To specify, select the desired table size and replace '2' in the wood finish model number with '5'.

# VOX® CONFERENCE TABLES

RECTANGLE SHAPE Design Mark Müller

6" ACCESS BASE



Specify edge type; add the two letter code after the model number.



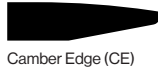
Facet Edge (FC)



Taper Edge (TE)



Flowform Edge (FF)  
5% upcharge  
laminare not available



Camber Edge (CE)  
5% upcharge  
laminare not available

All Rectangular shape table sizes available with optional 6" radius "Soft" corner (must be specified at time of order)

\* Based on a chair width of 25".

L" x D"	Sugg Seat Capacity	Top Finish	Top Sections	Model Number	Number of Bases-Size	3 Access Bases List Price	Model Number	Number of Bases-Size	3 Access Bases List Price
<b>180 x 48</b>	<b>12-14</b>	<b>Wood</b>	<b>3</b>	<b>60251/2</b>	<b>3-19</b>	<b>20,100</b>	<b>60252/2</b>	<b>3-19</b>	<b>20,235</b>
180 x 54	14-16	Wood	3	60261/2	3-24	21,860	60262/2	3-24	22,010
<b>180 x 60</b>	<b>14-16</b>	<b>Wood</b>	<b>3</b>	<b>60271/2</b>	<b>3-28</b>	<b>23,560</b>	<b>60272/2</b>	<b>3-28</b>	<b>23,690</b>
180 x 66	14-16	Wood	3	60281/2	3-32	25,435	60282/2	3-32	25,570
<b>180 x 72</b>	<b>14-16</b>	<b>Wood</b>	<b>3</b>	<b>60291/2</b>	<b>3-36</b>	<b>27,205</b>	<b>60292/2</b>	<b>3-36</b>	<b>27,355</b>
192 x 54	14-16	Wood	4	60301/2	3-24	23,455	60302/2	3-24	23,605
<b>192 x 60</b>	<b>14-16</b>	<b>Wood</b>	<b>4</b>	<b>60311/2</b>	<b>3-28</b>	<b>25,355</b>	<b>60312/2</b>	<b>3-28</b>	<b>25,505</b>
192 x 66	14-16	Wood	4	60321/2	3-32	27,400	60322/2	3-32	27,540
<b>192 x 72</b>	<b>14-16</b>	<b>Wood</b>	<b>4</b>	<b>60331/2</b>	<b>3-36</b>	<b>29,345</b>	<b>60332/2</b>	<b>3-36</b>	<b>29,490</b>
204 x 54	14-16	Wood	4	60341/2	3-24	24,495	60342/2	3-24	24,625
<b>204 x 60</b>	<b>16-18</b>	<b>Wood</b>	<b>4</b>	<b>60351/2</b>	<b>3-28</b>	<b>26,485</b>	<b>60352/2</b>	<b>3-28</b>	<b>26,620</b>
204 x 66	16-18	Wood	4	60361/2	3-32	28,640	60362/2	3-32	28,770
<b>204 x 72</b>	<b>16-18</b>	<b>Wood</b>	<b>4</b>	<b>60371/2</b>	<b>3-36</b>	<b>30,710</b>	<b>60372/2</b>	<b>3-36</b>	<b>30,850</b>
204 x 78	16-18	Wood	4	60381/2	3-36	32,735	60382/2	3-36	32,880
<b>216 x 54</b>	<b>16-18</b>	<b>Wood</b>	<b>4</b>	<b>60391/2</b>	<b>3-24</b>	<b>26,275</b>	<b>60392/2</b>	<b>3-24</b>	<b>26,415</b>
216 x 60	16-18	Wood	4	60401/2	3-28	28,430	60402/2	3-28	28,570
<b>216 x 66</b>	<b>16-18</b>	<b>Wood</b>	<b>4</b>	<b>60411/2</b>	<b>3-32</b>	<b>30,775</b>	<b>60412/2</b>	<b>3-32</b>	<b>30,915</b>
216 x 72	16-18	Wood	4	60421/2	3-36	33,030	60422/2	3-36	33,165
<b>216 x 78</b>	<b>16-18</b>	<b>Wood</b>	<b>4</b>	<b>60431/2</b>	<b>3-36</b>	<b>35,235</b>	<b>60432/2</b>	<b>3-36</b>	<b>35,375</b>



No Trim



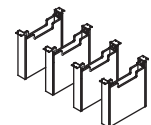
With Anodized Aluminum Trim

\* Based on a chair width of 25".

L" x D"	Sugg Seat Capacity	Top Finish	Top Sections	Model Number	Number of Bases-Size	4 Access Bases List Price	Model Number	Number of Bases-Size	4 Access Bases List Price
<b>228 x 54</b>	<b>16-18</b>	<b>Wood</b>	<b>4</b>	<b>60441/2</b>	<b>4-24</b>	<b>29,030</b>	<b>60442/2</b>	<b>4-24</b>	<b>29,160</b>
228 x 60	16-18	Wood	4	60451/2	4-28	31,410	60452/2	4-28	31,555
<b>228 x 66</b>	<b>18-20</b>	<b>Wood</b>	<b>4</b>	<b>60461/2</b>	<b>4-32</b>	<b>34,630</b>	<b>60462/2</b>	<b>4-32</b>	<b>34,765</b>
228 x 72	18-20	Wood	4	60471/2	4-36	36,365	60472/2	4-36	36,490
<b>228 x 78</b>	<b>18-20</b>	<b>Wood</b>	<b>4</b>	<b>60481/2</b>	<b>4-36</b>	<b>38,765</b>	<b>60482/2</b>	<b>4-36</b>	<b>38,900</b>
228 x 84	18-20	Wood	4	60491/2	4-40	41,080	60492/2	4-40	41,225
<b>240 x 54</b>	<b>16-18</b>	<b>Wood</b>	<b>4</b>	<b>60501/2</b>	<b>4-24</b>	<b>30,670</b>	<b>60502/2</b>	<b>4-24</b>	<b>30,820</b>
240 x 60	18-20	Wood	4	60511/2	4-28	33,205	60512/2	4-28	33,340
<b>240 x 66</b>	<b>18-20</b>	<b>Wood</b>	<b>4</b>	<b>60521/2</b>	<b>4-32</b>	<b>35,855</b>	<b>60522/2</b>	<b>4-32</b>	<b>36,000</b>
240 x 72	18-20	Wood	4	60531/2	4-36	38,480	60532/2	4-36	38,630
<b>240 x 78</b>	<b>18-20</b>	<b>Wood</b>	<b>4</b>	<b>60541/2</b>	<b>4-36</b>	<b>41,090</b>	<b>60542/2</b>	<b>4-36</b>	<b>41,235</b>
240 x 84	18-20	Wood	4	60551/2	4-40	43,560	60552/2	4-40	43,705



No Trim



With Anodized Aluminum Trim

All table sizes are available with Plastic Laminate top surfaces. To specify, select the desired table size and replace '/2' in the wood finish model number with '/5'.

# VOX® CONFERENCE TABLES

RECTANGLE SHAPE Design Mark Müller

8" ACCESS BASE



Specify edge type; add the two letter code after the model number.



Facet Edge (FC)



Taper Edge (TE)



Flowform Edge (FF)  
5% upcharge  
laminates not available



Camber Edge (CE)  
5% upcharge  
laminates not available

All Rectangular shape table sizes available with optional 6" radius "Soft" corner (must be specified at time of order)

\* Based on a chair width of 25".

L" x D"	Sugg Seat Capacity	Top Finish	Top Sections	Model Number	Number of Bases-Size	2 Access Bases List Price	Model Number	Number of Bases-Size	2 Access Bases List Price
72 x 36	4-6	Wood	1	60013/2	2-19	7,160	60014/2	2-19	7,280
72 x 36	4-6	P-Lam	1	60013/5	2-19	6,255	60014/5	2-19	6,390
78 x 38	4-6	Wood	1	60023/2	2-19	7,690	60024/2	2-19	7,840
78 x 38	4-6	P-Lam	1	60023/5	2-19	6,655	60024/5	2-19	6,790
84 x 38	6-8	Wood	1	60033/2	2-19	8,005	60034/2	2-19	8,135
84 x 38	6-8	P-Lam	1	60033/5	2-19	6,895	60034/5	2-19	7,020
84 x 42	6-8	Wood	1	60043/2	2-19	8,470	60044/2	2-19	8,600
84 x 42	6-8	P-Lam	1	60043/5	2-19	7,255	60044/5	2-19	7,405
96 x 42	6-8	Wood	1	60053/2	2-19	9,210	60054/2	2-19	9,340
96 x 42	6-8	P-Lam	1	60053/5	2-19	7,820	60054/5	2-19	7,950
96 x 48	6-8	Wood	1	60063/2	2-19	10,025	60064/2	2-19	10,170
96 x 48	6-8	P-Lam	1	60063/5	2-19	8,470	60064/5	2-19	8,600
108 x 42	8-10	Wood	2	60073/2	2-19	9,935	60074/2	2-19	10,070
108 x 42	8-10	P-Lam	2	60073/5	2-19	8,340	60074/5	2-19	8,490
108 x 48	8-10	Wood	2	60083/2	2-19	10,855	60084/2	2-19	10,995
108 x 48	8-10	P-Lam	2	60083/5	2-19	9,085	60084/5	2-19	9,225
120 x 42	8-10	Wood	2	60093/2	2-19	11,605	60094/2	2-19	11,740
120 x 42	8-10	P-Lam	2	60093/5	2-19	9,865	60094/5	2-19	10,005
120 x 48	8-10	Wood	2	60103/2	2-19	12,615	60104/2	2-19	12,760
120 x 48	8-10	P-Lam	2	60103/5	2-19	10,650	60104/5	2-19	10,790
120 x 54	8-10	Wood	2	60113/2	2-24	13,985	60114/2	2-24	14,125
132 x 48	8-10	Wood	2	60123/2	2-19	13,755	60124/2	2-19	13,895
132 x 54	8-10	Wood	2	60133/2	2-24	15,145	60134/2	2-24	15,270

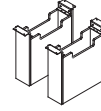
These models are constructed without support rails – bases are attached directly to tops.

\* Based on a chair width of 25".

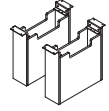
L" x D"	Sugg Seat Capacity	Top Finish	Top Sections	Model Number	Number of Bases-Size	3 Access Bases List Price	Model Number	Number of Bases-Size	3 Access Bases List Price
144 x 48	10-12	Wood	2	60143/2	3-19	16,125	60144/2	3-19	16,265
144 x 54	10-12	Wood	2	60153/2	3-24	17,470	60154/2	3-24	17,610
144 x 60	10-12	Wood	2	60163/2	3-28	18,785	60164/2	3-28	18,925
156 x 48	10-12	Wood	2	60173/2	3-19	17,230	60174/2	3-19	17,365
156 x 54	12-14	Wood	2	60183/2	3-24	18,725	60184/2	3-24	18,870
156 x 60	12-14	Wood	2	60193/2	3-28	20,190	60194/2	3-28	20,335
156 x 66	12-14	Wood	3	60203/2	3-32	21,795	60204/2	3-32	21,930
168 x 48	12-14	Wood	2	60213/2	3-19	19,200	60214/2	3-19	19,350
168 x 54	12-14	Wood	2	60223/2	3-24	20,835	60224/2	3-24	20,980
168 x 60	12-14	Wood	2	60233/2	3-28	22,455	60234/2	3-28	22,615
168 x 66	12-14	Wood	3	60243/2	3-32	24,195	60244/2	3-32	24,340

All table sizes are available with Plastic Laminate top surfaces. To specify, select the desired table size and replace '/2' in the wood finish model number with '/5'.

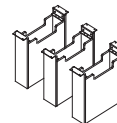
No Trim



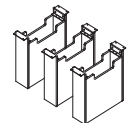
With Anodized Aluminum Trim



No Trim



With Anodized Aluminum Trim



# VOX® CONFERENCE TABLES

RECTANGLE SHAPE Design Mark Müller

8" ACCESS BASE



Specify edge type; add the two letter code after the model number.

All Rectangular shape table sizes available with optional 6" radius "Soft" corner (must be specified at time of order)



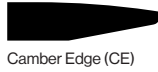
Facet Edge (FC)



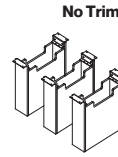
Taper Edge (TE)



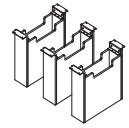
Flowform Edge (FF)  
5% upcharge  
laminare not available



Camber Edge (CE)  
5% upcharge  
laminare not available



No Trim

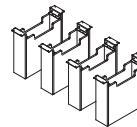


With Anodized Aluminum Trim

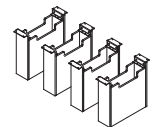
\* Based on a chair width of 25".

L" x D"	Sugg Seat Capacity	Top Finish	Top Sections	Model Number	Number of Bases-Size	3 Access Bases List Price	Model Number	Number of Bases-Size	3 Access Bases List Price
<b>180 x 48</b>	<b>12-14</b>	<b>Wood</b>	<b>3</b>	<b>60253/2</b>	<b>3-19</b>	<b>20,100</b>	<b>60254/2</b>	<b>3-19</b>	<b>20,235</b>
180 x 54	14-16	Wood	3	60263/2	3-24	21,860	60264/2	3-24	22,010
<b>180 x 60</b>	<b>14-16</b>	<b>Wood</b>	<b>3</b>	<b>60273/2</b>	<b>3-28</b>	<b>23,560</b>	<b>60274/2</b>	<b>3-28</b>	<b>23,690</b>
180 x 66	14-16	Wood	3	60283/2	3-32	25,435	60284/2	3-32	25,570
<b>180 x 72</b>	<b>14-16</b>	<b>Wood</b>	<b>3</b>	<b>60293/2</b>	<b>3-36</b>	<b>27,205</b>	<b>60294/2</b>	<b>3-36</b>	<b>27,355</b>
192 x 54	14-16	Wood	4	60303/2	3-24	23,455	60304/2	3-24	23,605
<b>192 x 60</b>	<b>14-16</b>	<b>Wood</b>	<b>4</b>	<b>60313/2</b>	<b>3-28</b>	<b>25,355</b>	<b>60314/2</b>	<b>3-28</b>	<b>25,505</b>
192 x 66	14-16	Wood	4	60323/2	3-32	27,400	60324/2	3-32	27,540
<b>192 x 72</b>	<b>14-16</b>	<b>Wood</b>	<b>4</b>	<b>60333/2</b>	<b>3-36</b>	<b>29,345</b>	<b>60334/2</b>	<b>3-36</b>	<b>29,490</b>
204 x 54	14-16	Wood	4	60343/2	3-24	24,495	60344/2	3-24	24,625
<b>204 x 60</b>	<b>16-18</b>	<b>Wood</b>	<b>4</b>	<b>60353/2</b>	<b>3-28</b>	<b>26,485</b>	<b>60354/2</b>	<b>3-28</b>	<b>26,620</b>
204 x 66	16-18	Wood	4	60363/2	3-32	28,640	60364/2	3-32	28,770
<b>204 x 72</b>	<b>16-18</b>	<b>Wood</b>	<b>4</b>	<b>60373/2</b>	<b>3-36</b>	<b>30,710</b>	<b>60374/2</b>	<b>3-36</b>	<b>30,850</b>
204 x 78	16-18	Wood	4	60383/2	3-36	32,735	60384/2	3-36	32,880
<b>216 x 54</b>	<b>16-18</b>	<b>Wood</b>	<b>4</b>	<b>60393/2</b>	<b>3-24</b>	<b>26,275</b>	<b>60394/2</b>	<b>3-24</b>	<b>26,415</b>
216 x 60	16-18	Wood	4	60403/2	3-28	28,430	60404/2	3-28	28,570
<b>216 x 66</b>	<b>16-18</b>	<b>Wood</b>	<b>4</b>	<b>60413/2</b>	<b>3-32</b>	<b>30,775</b>	<b>60414/2</b>	<b>3-32</b>	<b>30,915</b>
216 x 72	16-18	Wood	4	60423/2	3-32	33,030	60424/2	3-32	33,165
<b>216 x 78</b>	<b>16-18</b>	<b>Wood</b>	<b>4</b>	<b>60433/2</b>	<b>3-36</b>	<b>35,235</b>	<b>60434/2</b>	<b>3-36</b>	<b>35,375</b>

No Trim



With Anodized Aluminum Trim



\* Based on a chair width of 25".

L" x D"	Sugg Seat Capacity	Top Finish	Top Sections	Model Number	Number of Bases-Size	4 Access Bases List Price	Model Number	Number of Bases-Size	4 Access Bases List Price
<b>228 x 54</b>	<b>16-18</b>	<b>Wood</b>	<b>4</b>	<b>60443/2</b>	<b>4-19</b>	<b>29,030</b>	<b>60444/2</b>	<b>4-19</b>	<b>29,160</b>
228 x 60	16-18	Wood	4	60453/2	4-28	31,410	60454/2	4-28	31,555
<b>228 x 66</b>	<b>18-20</b>	<b>Wood</b>	<b>4</b>	<b>60463/2</b>	<b>4-32</b>	<b>34,630</b>	<b>60464/2</b>	<b>4-32</b>	<b>34,765</b>
228 x 72	18-20	Wood	4	60473/2	4-36	36,365	60474/2	4-36	36,490
<b>228 x 78</b>	<b>18-20</b>	<b>Wood</b>	<b>4</b>	<b>60483/2</b>	<b>4-36</b>	<b>38,765</b>	<b>60484/2</b>	<b>4-36</b>	<b>38,900</b>
228 x 84	18-20	Wood	4	60493/2	4-40	41,080	60494/2	4-40	41,225
<b>240 x 54</b>	<b>16-18</b>	<b>Wood</b>	<b>4</b>	<b>60503/2</b>	<b>4-24</b>	<b>30,670</b>	<b>60504/2</b>	<b>4-24</b>	<b>30,820</b>
240 x 60	18-20	Wood	4	60513/2	4-28	33,205	60514/2	4-28	33,340
<b>240 x 66</b>	<b>18-20</b>	<b>Wood</b>	<b>4</b>	<b>60523/2</b>	<b>4-32</b>	<b>35,855</b>	<b>60524/2</b>	<b>4-32</b>	<b>36,000</b>
240 x 72	18-20	Wood	4	60533/2	4-36	38,480	60534/2	4-36	38,630
<b>240 x 78</b>	<b>18-20</b>	<b>Wood</b>	<b>4</b>	<b>60543/2</b>	<b>4-36</b>	<b>41,090</b>	<b>60544/2</b>	<b>4-36</b>	<b>41,235</b>
240 x 84	18-20	Wood	4	60553/2	4-40	43,560	60554/2	4-40	43,705

All table sizes are available with Plastic Laminare top surfaces. To specify, select the desired table size and replace /2' in the wood finish model number with /5'.

# VOX® CONFERENCE TABLES

BOAT SHAPE Design Mark Müller

6" ACCESS BASE



Specify edge type; add the two letter code after the model number.



Facet Edge (FC)



Taper Edge (TE)



Flowform Edge (FF)  
5% upcharge  
laminates not available



Camber Edge (CE)  
5% upcharge  
laminates not available

All Boat shape table sizes available with optional 6" radius "Soft" corner (must be specified at time of order)

\* Based on a chair width of 25".

L" x D"	Sugg Seat Capacity	Top Finish	Top Sections	Model Number	Number of Bases-Size	2 Access Bases List Price	Model Number	Number of Bases-Size	2 Access Bases List Price
<b>72 x 36</b>	<b>4-6</b>	<b>Wood</b>	<b>1</b>	<b>61011/2</b>	<b>2-19</b>	<b>7,255</b>	<b>61012/2</b>	<b>2-19</b>	<b>7,405</b>
72 x 36	4-6	P-Lam	1	61011/5	2-19	6,330	61012/5	2-19	6,475
<b>78 x 38</b>	<b>4-6</b>	<b>Wood</b>	<b>1</b>	<b>61021/2</b>	<b>2-19</b>	<b>7,820</b>	<b>61022/2</b>	<b>2-19</b>	<b>7,950</b>
78 x 38	4-6	P-Lam	1	61021/5	2-19	6,765	61022/5	2-19	6,910
<b>84 x 38</b>	<b>6-8</b>	<b>Wood</b>	<b>1</b>	<b>61031/2</b>	<b>2-19</b>	<b>8,125</b>	<b>61032/2</b>	<b>2-19</b>	<b>8,270</b>
84 x 38	6-8	P-Lam	1	61031/5	2-19	7,000	61032/5	2-19	7,150
<b>84 x 42</b>	<b>6-8</b>	<b>Wood</b>	<b>1</b>	<b>61041/2</b>	<b>2-19</b>	<b>8,630</b>	<b>61042/2</b>	<b>2-19</b>	<b>8,770</b>
84 x 42	6-8	P-Lam	1	61041/5	2-19	7,380	61042/5	2-19	7,500
<b>96 x 42</b>	<b>6-8</b>	<b>Wood</b>	<b>1</b>	<b>61051/2</b>	<b>2-19</b>	<b>9,355</b>	<b>61052/2</b>	<b>2-19</b>	<b>9,510</b>
96 x 42	6-8	P-Lam	1	61051/5	2-19	7,935	61052/5	2-19	8,085
<b>96 x 48</b>	<b>6-8</b>	<b>Wood</b>	<b>1</b>	<b>61061/2</b>	<b>2-19</b>	<b>10,250</b>	<b>61062/2</b>	<b>2-19</b>	<b>10,390</b>
96 x 48	6-8	P-Lam	1	61061/5	2-19	8,610	61062/5	2-19	8,755
<b>108 x 42</b>	<b>8-10</b>	<b>Wood</b>	<b>2</b>	<b>61071/2</b>	<b>2-19</b>	<b>10,125</b>	<b>61072/2</b>	<b>2-19</b>	<b>10,265</b>
108 x 42	8-10	P-Lam	2	61071/5	2-19	8,520	61072/5	2-19	8,655
<b>108 x 48</b>	<b>8-10</b>	<b>Wood</b>	<b>2</b>	<b>61081/2</b>	<b>2-19</b>	<b>11,100</b>	<b>61082/2</b>	<b>2-19</b>	<b>11,230</b>
108 x 48	8-10	P-Lam	2	61081/5	2-19	9,265	61082/5	2-19	9,405
<b>120 x 42</b>	<b>8-10</b>	<b>Wood</b>	<b>2</b>	<b>61091/2</b>	<b>2-19</b>	<b>11,825</b>	<b>61092/2</b>	<b>2-19</b>	<b>11,960</b>
120 x 42	8-10	P-Lam	2	61091/5	2-19	10,035	61092/5	2-19	10,175
<b>120 x 48</b>	<b>8-10</b>	<b>Wood</b>	<b>2</b>	<b>61101/2</b>	<b>2-19</b>	<b>12,870</b>	<b>61102/2</b>	<b>2-19</b>	<b>13,005</b>
120 x 48	8-10	P-Lam	2	61101/5	2-19	10,850	61102/5	2-19	10,990
<b>120 x 54</b>	<b>8-10</b>	<b>Wood</b>	<b>2</b>	<b>61111/2</b>	<b>2-24</b>	<b>14,280</b>	<b>61112/2</b>	<b>2-24</b>	<b>14,430</b>
132 x 48	8-10	Wood	2	61121/2	2-19	14,055	61122/2	2-19	14,195
<b>132 x 54</b>	<b>8-10</b>	<b>Wood</b>	<b>2</b>	<b>61131/2</b>	<b>2-24</b>	<b>15,465</b>	<b>61132/2</b>	<b>2-24</b>	<b>15,605</b>

These models are constructed without support rails – bases are attached directly to tops.

\* Based on a chair width of 25".

L" x D"	Sugg Seat Capacity	Top Finish	Top Sections	Model Number	Number of Bases-Size	3 Access Bases List Price	Model Number	Number of Bases-Size	3 Access Bases List Price
<b>144 x 48</b>	<b>10-12</b>	<b>Wood</b>	<b>2</b>	<b>61141/2</b>	<b>3-19</b>	<b>15,830</b>	<b>61142/2</b>	<b>3-19</b>	<b>16,590</b>
144 x 54	10-12	Wood	2	61151/2	3-24	17,840	61152/2	3-24	17,990
<b>144 x 60</b>	<b>10-12</b>	<b>Wood</b>	<b>2</b>	<b>61161/2</b>	<b>3-28</b>	<b>19,195</b>	<b>61162/2</b>	<b>3-28</b>	<b>19,335</b>
156 x 48	10-12	Wood	2	61171/2	3-19	17,560	61172/2	3-19	17,695
<b>156 x 54</b>	<b>12-14</b>	<b>Wood</b>	<b>2</b>	<b>61181/2</b>	<b>3-24</b>	<b>19,125</b>	<b>61182/2</b>	<b>3-24</b>	<b>19,260</b>
156 x 60	12-14	Wood	2	61191/2	3-28	20,620	61192/2	3-28	20,760
<b>156 x 66</b>	<b>12-14</b>	<b>Wood</b>	<b>3</b>	<b>61201/2</b>	<b>3-32</b>	<b>22,270</b>	<b>61202/2</b>	<b>3-32</b>	<b>22,420</b>
168 x 48	12-14	Wood	2	61211/2	3-19	19,580	61212/2	3-19	19,715
<b>168 x 54</b>	<b>12-14</b>	<b>Wood</b>	<b>2</b>	<b>61221/2</b>	<b>3-24</b>	<b>21,275</b>	<b>61222/2</b>	<b>3-24</b>	<b>21,420</b>
168 x 60	12-14	Wood	2	61231/2	3-28	22,925	61232/2	3-28	23,080
<b>168 x 66</b>	<b>12-14</b>	<b>Wood</b>	<b>3</b>	<b>61241/2</b>	<b>3-32</b>	<b>24,725</b>	<b>61242/2</b>	<b>3-32</b>	<b>24,860</b>

All table sizes are available with Plastic Laminate top surfaces. To specify, select the desired table size and replace '2' in the wood finish model number with '5'.

# VOX® CONFERENCE TABLES

BOAT SHAPE Design Mark Müller


6" ACCESS BASE



Specify edge type; add the two letter code after the model number.



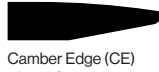
Facet Edge (FC)



Taper Edge (TE)




Flowform Edge (FF)  
5% upcharge  
laminates not available



Camber Edge (CE)  
5% upcharge  
laminates not available

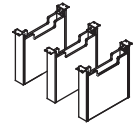
All Boat shape table sizes available with optional 6" radius "Soft" corner (must be specified at time of order)

\* Based on a chair width of 25".



No Trim

With Anodized Aluminum Trim



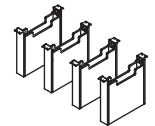
L" x D"	Sugg Seat Capacity	Top Finish	Top Sections	Model Number	Number of Bases-Size	3 Access Bases List Price	Model Number	Number of Bases-Size	3 Access Bases List Price
180 48	12-14	Wood	3	61251/2	3-19	20,510	61252/2	3-19	20,645
180 54	14-16	Wood	3	61261/2	3-24	22,300	61262/2	3-24	22,445
180 60	14-16	Wood	3	61271/2	3-28	24,070	61272/2	3-28	24,215
180 66	14-16	Wood	3	61281/2	3-32	25,980	61282/2	3-32	26,120
180 72	14-16	Wood	3	61291/2	3-36	27,810	61292/2	3-36	27,945
192 54	14-16	Wood	4	61301/2	3-24	23,985	61302/2	3-24	24,120
192 60	14-16	Wood	4	61311/2	3-28	25,930	61312/2	3-28	26,070
192 66	14-16	Wood	4	61321/2	3-32	28,020	61322/2	3-32	28,160
192 72	14-16	Wood	4	61331/2	3-36	30,010	61332/2	3-36	30,165
204 54	14-16	Wood	4	61341/2	3-24	25,025	61342/2	3-24	25,180
204 60	16-18	Wood	4	61351/2	3-28	27,080	61352/2	3-28	27,225
204 66	16-18	Wood	4	61361/2	3-32	29,305	61362/2	3-32	29,450
204 72	16-18	Wood	4	61371/2	3-36	31,415	61372/2	3-36	31,560
204 78	16-18	Wood	4	61381/2	3-36	33,515	61382/2	3-36	33,660
216 54	16-18	Wood	4	61391/2	3-24	26,855	61392/2	3-24	27,005
216 60	16-18	Wood	4	61401/2	3-28	29,100	61402/2	3-28	29,240
216 66	16-18	Wood	4	61411/2	3-32	31,510	61412/2	3-32	31,640
216 72	16-18	Wood	4	61421/2	3-36	33,790	61422/2	3-32	33,940
216 78	16-18	Wood	4	61431/2	3-36	36,100	61432/2	3-36	36,250

\* Based on a chair width of 25".



No Trim

With Anodized Aluminum Trim



L" x D"	Sugg Seat Capacity	Top Finish	Top Sections	Model Number	Number of Bases-Size	4 Access Bases List Price	Model Number	Number of Bases-Size	4 Access Bases List Price
228 54	16-18	Wood	4	61441/2	4-24	29,650	61442/2	4-24	29,790
228 60	16-18	Wood	4	61451/2	4-28	32,100	61452/2	4-28	32,250
228 66	18-20	Wood	4	61461/2	4-32	35,410	61462/2	4-32	35,555
228 72	18-20	Wood	4	61471/2	4-36	37,205	61472/2	4-36	37,335
228 78	18-20	Wood	4	61481/2	4-36	39,685	61482/2	4-36	39,830
228 84	18-20	Wood	4	61491/2	4-40	42,050	61492/2	4-40	42,195
240 54	16-18	Wood	4	61501/2	4-24	31,350	61502/2	4-24	31,480
240 60	18-20	Wood	4	61511/2	4-28	33,950	61512/2	4-28	34,095
240 66	18-20	Wood	4	61521/2	4-32	36,670	61522/2	4-32	36,810
240 72	18-20	Wood	4	61531/2	4-36	39,405	61532/2	4-36	39,545
240 78	18-20	Wood	4	61541/2	4-36	42,085	61542/2	4-36	42,225
240 84	18-20	Wood	4	61551/2	4-40	44,605	61552/2	4-40	44,760

All table sizes are available with Plastic Laminate top surfaces. To specify, select the desired table size and replace /2' in the wood finish model number with /5'.

# VOX® CONFERENCE TABLES

BOAT SHAPE Design Mark Müller

8" ACCESS BASE



Specify edge type; add the two letter code after the model number.



Facet Edge (FC)



Taper Edge (TE)



Flowform Edge (FF)  
5% upcharge  
laminates not available



Camber Edge (CE)  
5% upcharge  
laminates not available

All Boat shape table sizes available with optional 6" radius "Soft" corner (must be specified at time of order)

\* Based on a chair width of 25".

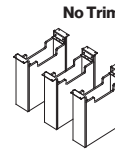
L" x D"	Sugg Seat Capacity	Top Finish	Top Sections	Model Number	Number of Bases-Size	2 Access Bases List Price	Model Number	Number of Bases-Size	2 Access Bases List Price
72 x 36	4-6	Wood	1	61013/2	2-19	7,255	61014/2	2-19	7,405
72 x 36	4-6	P-Lam	1	61013/5	2-19	6,330	61014/5	2-19	6,475
78 x 38	4-6	Wood	1	61023/2	2-19	7,820	61024/2	2-19	7,950
78 x 38	4-6	P-Lam	1	61023/5	2-19	6,765	61024/5	2-19	6,910
84 x 38	6-8	Wood	1	61033/2	2-19	8,125	61034/2	2-19	8,270
84 x 38	6-8	P-Lam	1	61033/5	2-19	7,000	61034/5	2-19	7,150
84 x 42	6-8	Wood	1	61043/2	2-19	8,630	61044/2	2-19	8,770
84 x 42	6-8	P-Lam	1	61043/5	2-19	7,380	61044/5	2-19	7,500
96 x 42	6-8	Wood	1	61053/2	2-19	9,355	61054/2	2-19	9,510
96 x 42	6-8	P-Lam	1	61053/5	2-19	7,935	61054/5	2-19	8,085
96 x 48	6-8	Wood	1	61063/2	2-19	10,250	61064/2	2-19	10,390
96 x 48	6-8	P-Lam	1	61063/5	2-19	8,610	61064/5	2-19	8,755
108 x 42	8-10	Wood	2	61073/2	2-19	10,125	61074/2	2-19	10,265
108 x 42	8-10	P-Lam	2	61073/5	2-19	8,520	61074/5	2-19	8,655
108 x 48	8-10	Wood	2	61083/2	2-19	11,100	61084/2	2-19	11,230
108 x 48	8-10	P-Lam	2	61083/5	2-19	9,265	61084/5	2-19	9,405
120 x 42	8-10	Wood	2	61093/2	2-19	11,825	61094/2	2-19	11,960
120 x 42	8-10	P-Lam	2	61093/5	2-19	10,035	61094/5	2-19	10,175
120 x 48	8-10	Wood	2	61103/2	2-19	12,870	61104/2	2-19	13,005
120 x 48	8-10	P-Lam	2	61103/5	2-19	10,850	61104/5	2-19	10,990
120 x 54	8-10	Wood	2	61113/2	2-24	14,280	61114/2	2-24	14,430
132 x 48	8-10	Wood	2	61123/2	2-19	14,055	61124/2	2-19	14,195
132 x 54	8-10	Wood	2	61133/2	2-24	15,465	61134/2	2-24	15,605

These models are constructed without support rails – bases are attached directly to tops.

\* Based on a chair width of 25".

L" x D"	Sugg Seat Capacity	Top Finish	Top Sections	Model Number	Number of Bases-Size	3 Access Bases List Price	Model Number	Number of Bases-Size	3 Access Bases List Price
144 x 48	10-12	Wood	2	61143/2	3-19	16,455	61144/2	3-19	16,590
144 x 54	10-12	Wood	2	61153/2	3-24	17,840	61154/2	3-24	17,990
144 x 60	10-12	Wood	2	61163/2	3-28	19,195	61164/2	3-28	19,335
156 x 48	10-12	Wood	2	61173/2	3-19	17,560	61174/2	3-19	17,695
156 x 54	12-14	Wood	2	61183/2	3-24	19,125	61184/2	3-24	19,260
156 x 60	12-14	Wood	2	61193/2	3-28	20,620	61194/2	3-28	20,760
156 x 66	12-14	Wood	3	61203/2	3-32	22,270	61204/2	3-32	22,420
168 x 48	12-14	Wood	2	61213/2	3-19	19,580	61214/2	3-19	19,715
168 x 54	12-14	Wood	2	61223/2	3-24	21,275	61224/2	3-24	21,420
168 x 60	12-14	Wood	2	61233/2	3-28	22,925	61234/2	3-28	23,080
168 x 66	12-14	Wood	3	61243/2	3-32	24,725	61244/2	3-32	24,860

All table sizes are available with Plastic Laminate top surfaces. To specify, select the desired table size and replace '2' in the wood finish model number with '5'.



# VOX® CONFERENCE TABLES

BOAT SHAPE Design Mark Müller

8" ACCESS BASE



Specify edge type; add the two letter code after the model number.

All Boat shape table sizes available with optional 6" radius "Soft" corner (must be specified at time of order)



Facet Edge (FC)



Taper Edge (TE)

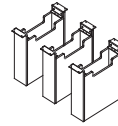


Flowform Edge (FF)  
5% upcharge  
laminates not available

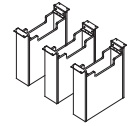


Camber Edge (CE)  
5% upcharge  
laminates not available

No Trim



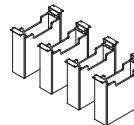
With Anodized Aluminum Trim



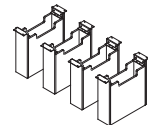
\* Based on a chair width of 25".

L" x D"	Sugg Seat Capacity	Top Finish	Top Sections	Model Number	Number of Bases-Size	3 Access Bases List Price	Model Number	Number of Bases-Size	3 Access Bases List Price
<b>180 x 48</b>	<b>12-14</b>	<b>Wood</b>	<b>3</b>	<b>61253/2</b>	<b>3-19</b>	<b>20,510</b>	<b>61254/2</b>	<b>3-19</b>	<b>20,645</b>
180 x 54	14-16	Wood	3	61263/2	3-24	22,300	61264/2	3-24	22,445
<b>180 x 60</b>	<b>14-16</b>	<b>Wood</b>	<b>3</b>	<b>61273/2</b>	<b>3-28</b>	<b>24,070</b>	<b>61274/2</b>	<b>3-28</b>	<b>24,215</b>
180 x 66	14-16	Wood	3	61283/2	3-32	25,980	61284/2	3-32	26,120
<b>180 x 72</b>	<b>14-16</b>	<b>Wood</b>	<b>3</b>	<b>61293/2</b>	<b>3-36</b>	<b>27,810</b>	<b>61294/2</b>	<b>3-36</b>	<b>27,945</b>
192 x 54	14-16	Wood	4	61303/2	3-24	23,985	61304/2	3-24	24,120
<b>192 x 60</b>	<b>14-16</b>	<b>Wood</b>	<b>4</b>	<b>61313/2</b>	<b>3-28</b>	<b>25,930</b>	<b>61314/2</b>	<b>3-28</b>	<b>26,070</b>
192 x 66	14-16	Wood	4	61323/2	3-32	28,020	61324/2	3-32	28,160
<b>192 x 72</b>	<b>14-16</b>	<b>Wood</b>	<b>4</b>	<b>61333/2</b>	<b>3-36</b>	<b>30,010</b>	<b>61334/2</b>	<b>3-36</b>	<b>30,165</b>
204 x 54	14-16	Wood	4	61343/2	3-24	25,025	61344/2	3-24	25,180
<b>204 x 60</b>	<b>16-18</b>	<b>Wood</b>	<b>4</b>	<b>61353/2</b>	<b>3-28</b>	<b>27,080</b>	<b>61354/2</b>	<b>3-28</b>	<b>27,225</b>
204 x 66	16-18	Wood	4	61363/2	3-32	29,305	61364/2	3-32	29,450
<b>204 x 72</b>	<b>16-18</b>	<b>Wood</b>	<b>4</b>	<b>61373/2</b>	<b>3-36</b>	<b>31,415</b>	<b>61374/2</b>	<b>3-36</b>	<b>31,560</b>
204 x 78	16-18	Wood	4	61383/2	3-36	33,515	61384/2	3-36	33,660
<b>216 x 54</b>	<b>16-18</b>	<b>Wood</b>	<b>4</b>	<b>61393/2</b>	<b>3-24</b>	<b>26,855</b>	<b>61394/2</b>	<b>3-24</b>	<b>27,005</b>
216 x 60	16-18	Wood	4	61403/2	3-28	29,100	61404/2	3-28	29,240
<b>216 x 66</b>	<b>16-18</b>	<b>Wood</b>	<b>4</b>	<b>61413/2</b>	<b>3-32</b>	<b>31,510</b>	<b>61414/2</b>	<b>3-32</b>	<b>31,640</b>
216 x 72	16-18	Wood	4	61423/2	3-36	33,790	61424/2	3-36	33,940
<b>216 x 78</b>	<b>16-18</b>	<b>Wood</b>	<b>4</b>	<b>61433/2</b>	<b>3-36</b>	<b>36,100</b>	<b>61434/2</b>	<b>3-36</b>	<b>36,250</b>

No Trim



With Anodized Aluminum Trim



\* Based on a chair width of 25".

L" x D"	Sugg Seat Capacity	Top Finish	Top Sections	Model Number	Number of Bases-Size	4 Access Bases List Price	Model Number	Number of Bases-Size	4 Access Bases List Price
<b>228 x 54</b>	<b>16-18</b>	<b>Wood</b>	<b>4</b>	<b>61443/2</b>	<b>4-24</b>	<b>29,650</b>	<b>61444/2</b>	<b>4-24</b>	<b>29,790</b>
228 x 60	16-18	Wood	4	61453/2	4-28	32,100	61454/2	4-28	32,250
<b>228 x 66</b>	<b>18-20</b>	<b>Wood</b>	<b>4</b>	<b>61463/2</b>	<b>4-32</b>	<b>35,410</b>	<b>61464/2</b>	<b>4-32</b>	<b>35,555</b>
228 x 72	18-20	Wood	4	61473/2	4-36	37,205	61474/2	4-36	37,335
<b>228 x 78</b>	<b>18-20</b>	<b>Wood</b>	<b>4</b>	<b>61483/2</b>	<b>4-36</b>	<b>39,685</b>	<b>61484/2</b>	<b>4-36</b>	<b>39,830</b>
228 x 84	18-20	Wood	4	61493/2	4-40	42,050	61494/2	4-40	42,195
<b>240 x 54</b>	<b>16-18</b>	<b>Wood</b>	<b>4</b>	<b>61503/2</b>	<b>4-24</b>	<b>31,350</b>	<b>61504/2</b>	<b>4-24</b>	<b>31,480</b>
240 x 60	18-20	Wood	4	61513/2	4-28	33,950	61514/2	4-28	34,095
<b>240 x 66</b>	<b>18-20</b>	<b>Wood</b>	<b>4</b>	<b>61523/2</b>	<b>4-32</b>	<b>36,670</b>	<b>61524/2</b>	<b>4-32</b>	<b>36,810</b>
240 x 72	18-20	Wood	4	61533/2	4-36	39,405	61534/2	4-36	39,545
<b>240 x 78</b>	<b>18-20</b>	<b>Wood</b>	<b>4</b>	<b>61543/2</b>	<b>4-36</b>	<b>42,085</b>	<b>61544/2</b>	<b>4-36</b>	<b>42,225</b>
240 x 84	18-20	Wood	4	61553/2	4-40	44,605	61554/2	4-40	44,760

All table sizes are available with Plastic Laminate top surfaces. To specify, select the desired table size and replace /2 in the wood finish model number with /5.

# VOX® CONFERENCE TABLES

RACETRACK SHAPE Design Mark Müller

6" ACCESS BASE



Specify edge type; add the two letter code after the model number.



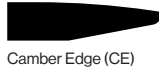
Facet Edge (FC)



Taper Edge (TE)

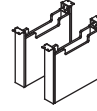


Flowform Edge (FF)  
5% upcharge  
laminates not available

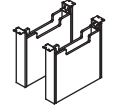


Camber Edge (CE)  
5% upcharge  
laminates not available

No Trim



With Anodized Aluminum Trim

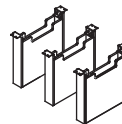


\* Based on a chair width of 25".

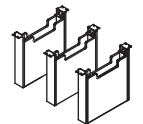
L"	x	D"	Sugg Seat Capacity	Top Finish	Top Sections	Model Number	Number of Bases-Size	2 Access Bases List Price	Model Number	Number of Bases-Size	2 Access Bases List Price
<b>72</b>	<b>36</b>	<b>4-6</b>	<b>Wood</b>	<b>1</b>		<b>63011/2</b>	<b>2-19</b>	<b>7,445</b>	<b>63012/2</b>	<b>2-19</b>	<b>7,595</b>
72	36	4-6	P-Lam	1		63011/5	2-19	6,485	63012/5	2-19	6,615
<b>78</b>	<b>38</b>	<b>4-6</b>	<b>Wood</b>	<b>1</b>		<b>63021/2</b>	<b>2-19</b>	<b>8,040</b>	<b>63022/2</b>	<b>2-19</b>	<b>8,170</b>
78	38	4-6	P-Lam	1		63021/5	2-19	6,920	63022/5	2-19	7,045
<b>84</b>	<b>38</b>	<b>6-8</b>	<b>Wood</b>	<b>1</b>		<b>63031/2</b>	<b>2-19</b>	<b>8,340</b>	<b>63032/2</b>	<b>2-19</b>	<b>8,490</b>
84	38	6-8	P-Lam	1		63031/5	2-19	7,180	63032/5	2-19	7,325
<b>84</b>	<b>42</b>	<b>6-8</b>	<b>Wood</b>	<b>1</b>		<b>63041/2</b>	<b>2-19</b>	<b>8,880</b>	<b>63042/2</b>	<b>2-19</b>	<b>9,020</b>
84	42	6-8	P-Lam	1		63041/5	2-19	7,585	63042/5	2-19	7,705
<b>96</b>	<b>42</b>	<b>6-8</b>	<b>Wood</b>	<b>1</b>		<b>63051/2</b>	<b>2-19</b>	<b>9,675</b>	<b>63052/2</b>	<b>2-19</b>	<b>9,805</b>
96	42	6-8	P-Lam	1		63051/5	2-19	8,170	63052/5	2-19	8,315
<b>96</b>	<b>48</b>	<b>6-8</b>	<b>Wood</b>	<b>1</b>		<b>63061/2</b>	<b>2-19</b>	<b>10,580</b>	<b>63062/2</b>	<b>2-19</b>	<b>10,730</b>
96	48	6-8	P-Lam	1		63061/5	2-19	8,865	63062/5	2-19	9,010
<b>108</b>	<b>42</b>	<b>8-10</b>	<b>Wood</b>	<b>2</b>		<b>63071/2</b>	<b>2-19</b>	<b>10,455</b>	<b>63072/2</b>	<b>2-19</b>	<b>10,595</b>
108	42	8-10	P-Lam	2		63071/5	2-19	8,775	63072/5	2-19	8,910
<b>108</b>	<b>48</b>	<b>8-10</b>	<b>Wood</b>	<b>2</b>		<b>63081/2</b>	<b>2-19</b>	<b>11,480</b>	<b>63082/2</b>	<b>2-19</b>	<b>11,615</b>
108	48	8-10	P-Lam	2		63081/5	2-19	9,545	63082/5	2-19	9,685
<b>120</b>	<b>42</b>	<b>8-10</b>	<b>Wood</b>	<b>2</b>		<b>63091/2</b>	<b>2-19</b>	<b>12,075</b>	<b>63092/2</b>	<b>2-19</b>	<b>12,215</b>
120	42	8-10	P-Lam	2		63091/5	2-19	10,320	63092/5	2-19	10,460
<b>120</b>	<b>48</b>	<b>8-10</b>	<b>Wood</b>	<b>2</b>		<b>63101/2</b>	<b>2-19</b>	<b>13,310</b>	<b>63102/2</b>	<b>2-19</b>	<b>13,455</b>
120	48	8-10	P-Lam	2		63101/5	2-19	11,175	63102/5	2-19	11,325
<b>120</b>	<b>54</b>	<b>8-10</b>	<b>Wood</b>	<b>2</b>		<b>63111/2</b>	<b>2-24</b>	<b>14,765</b>	<b>63112/2</b>	<b>2-24</b>	<b>14,920</b>
132	48	8-10	Wood	2		63121/2	2-19	14,540	63122/2	2-19	14,690
<b>132</b>	<b>54</b>	<b>8-10</b>	<b>Wood</b>	<b>2</b>		<b>63131/2</b>	<b>2-24</b>	<b>16,000</b>	<b>63132/2</b>	<b>2-24</b>	<b>16,130</b>

These models are constructed without support rails – bases are attached directly to tops.

No Trim



With Anodized Aluminum Trim



\* Based on a chair width of 25".

L"	x	D"	Sugg Seat Capacity	Top Finish	Top Sections	Model Number	Number of Bases-Size	3 Access Bases List Price	Model Number	Number of Bases-Size	3 Access Bases List Price
<b>144</b>	<b>48</b>	<b>10-12</b>	<b>Wood</b>	<b>2</b>		<b>63141/2</b>	<b>3-19</b>	<b>16,955</b>	<b>63142/2</b>	<b>3-19</b>	<b>17,085</b>
144	54	10-12	Wood	2		63151/2	3-24	18,430	63152/2	3-24	18,560
<b>144</b>	<b>60</b>	<b>10-12</b>	<b>Wood</b>	<b>2</b>		<b>63161/2</b>	<b>3-28</b>	<b>19,840</b>	<b>63162/2</b>	<b>3-28</b>	<b>19,980</b>
156	48	10-12	Wood	2		63171/2	3-19	18,155	63172/2	3-19	18,305
<b>156</b>	<b>54</b>	<b>12-14</b>	<b>Wood</b>	<b>2</b>		<b>63181/2</b>	<b>3-24</b>	<b>19,770</b>	<b>63182/2</b>	<b>3-24</b>	<b>19,905</b>
156	60	12-14	Wood	2		63191/2	3-28	21,345	63192/2	3-28	21,475
<b>156</b>	<b>66</b>	<b>12-14</b>	<b>Wood</b>	<b>3</b>		<b>63201/2</b>	<b>3-32</b>	<b>23,070</b>	<b>63202/2</b>	<b>3-32</b>	<b>23,195</b>
168	48	12-14	Wood	2		63211/2	3-19	20,230	63212/2	3-19	20,360
<b>168</b>	<b>54</b>	<b>12-14</b>	<b>Wood</b>	<b>2</b>		<b>63221/2</b>	<b>3-24</b>	<b>22,000</b>	<b>63222/2</b>	<b>3-24</b>	<b>22,145</b>
168	60	12-14	Wood	2		63231/2	3-28	23,750	63232/2	3-28	23,885
<b>168</b>	<b>66</b>	<b>12-14</b>	<b>Wood</b>	<b>3</b>		<b>63241/2</b>	<b>3-32</b>	<b>25,610</b>	<b>63242/2</b>	<b>3-32</b>	<b>25,750</b>

All table sizes are available with Plastic Laminate top surfaces. To specify, select the desired table size and replace '/2' in the wood finish model number with '/5'.

# VOX® CONFERENCE TABLES

RACETRACK SHAPE Design Mark Müller

6" ACCESS BASE



Specify edge type; add the two letter code after the model number.



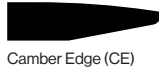
Facet Edge (FC)



Taper Edge (TE)



Flowform Edge (FF)  
5% upcharge  
laminates not available



Camber Edge (CE)  
5% upcharge  
laminates not available



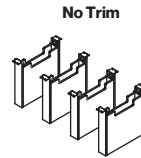
No Trim



With Anodized Aluminum Trim

\*Based on a chair width of 25".

L" x D"	Sugg Seat Capacity	Top Finish	Top Sections	Model Number	Number of Bases-Size	3 Access Bases List Price	Model Number	Number of Bases-Size	3 Access Bases List Price
<b>180 x 48</b>	<b>12-14</b>	<b>Wood</b>	<b>3</b>	<b>63251/2</b>	<b>3-19</b>	<b>21,185</b>	<b>63252/2</b>	<b>3-19</b>	<b>21,335</b>
180 x 54	14-16	Wood	3	63261/2	3-24	23,080	63262/2	3-24	23,205
<b>180 x 60</b>	<b>14-16</b>	<b>Wood</b>	<b>3</b>	<b>63271/2</b>	<b>3-28</b>	<b>24,945</b>	<b>63272/2</b>	<b>3-28</b>	<b>25,080</b>
180 x 66	14-16	Wood	3	63281/2	3-32	26,940	63282/2	3-32	27,070
<b>180 x 72</b>	<b>14-16</b>	<b>Wood</b>	<b>3</b>	<b>63291/2</b>	<b>3-36</b>	<b>28,855</b>	<b>63292/2</b>	<b>3-36</b>	<b>28,990</b>
192 x 54	14-16	Wood	4	63301/2	3-24	24,830	63302/2	3-24	24,970
<b>192 x 60</b>	<b>14-16</b>	<b>Wood</b>	<b>4</b>	<b>63311/2</b>	<b>3-28</b>	<b>26,855</b>	<b>63312/2</b>	<b>3-28</b>	<b>27,005</b>
192 x 66	14-16	Wood	4	63321/2	3-32	29,045	63322/2	3-32	29,170
<b>192 x 72</b>	<b>14-16</b>	<b>Wood</b>	<b>4</b>	<b>63331/2</b>	<b>3-36</b>	<b>31,140</b>	<b>63332/2</b>	<b>3-36</b>	<b>31,285</b>
204 x 54	14-16	Wood	4	63341/2	3-24	25,935	63342/2	3-24	26,075
<b>204 x 60</b>	<b>16-18</b>	<b>Wood</b>	<b>4</b>	<b>63351/2</b>	<b>3-28</b>	<b>28,095</b>	<b>63352/2</b>	<b>3-28</b>	<b>28,240</b>
204 x 66	16-18	Wood	4	63361/2	3-32	30,395	63362/2	3-32	30,525
<b>204 x 72</b>	<b>16-18</b>	<b>Wood</b>	<b>4</b>	<b>63371/2</b>	<b>3-36</b>	<b>32,615</b>	<b>63372/2</b>	<b>3-36</b>	<b>32,755</b>
204 x 78	16-18	Wood	4	63381/2	3-36	34,835	63382/2	3-36	34,980
<b>216 x 54</b>	<b>16-18</b>	<b>Wood</b>	<b>4</b>	<b>63391/2</b>	<b>3-24</b>	<b>27,855</b>	<b>63392/2</b>	<b>3-24</b>	<b>27,995</b>
216 x 60	16-18	Wood	4	63401/2	3-28	30,200	63402/2	3-28	30,345
<b>216 x 66</b>	<b>16-18</b>	<b>Wood</b>	<b>4</b>	<b>63411/2</b>	<b>3-32</b>	<b>32,700</b>	<b>63412/2</b>	<b>3-32</b>	<b>32,835</b>
216 x 72	16-18	Wood	4	63421/2	3-36	35,125	63422/2	3-36	35,270
<b>216 x 78</b>	<b>16-18</b>	<b>Wood</b>	<b>4</b>	<b>63431/2</b>	<b>3-36</b>	<b>37,510</b>	<b>63432/2</b>	<b>3-36</b>	<b>37,660</b>



No Trim



With Anodized Aluminum Trim

\*Based on a chair width of 25".

L" x D"	Sugg Seat Capacity	Top Finish	Top Sections	Model Number	Number of Bases-Size	4 Access Bases List Price	Model Number	Number of Bases-Size	4 Access Bases List Price
<b>228 x 54</b>	<b>16-18</b>	<b>Wood</b>	<b>4</b>	<b>63441/2</b>	<b>4-24</b>	<b>30,710</b>	<b>63442/2</b>	<b>4-24</b>	<b>30,850</b>
228 x 60	16-18	Wood	4	63451/2	4-28	33,265	63452/2	4-28	33,410
<b>228 x 66</b>	<b>18-20</b>	<b>Wood</b>	<b>4</b>	<b>63461/2</b>	<b>4-32</b>	<b>36,750</b>	<b>63462/2</b>	<b>4-32</b>	<b>36,885</b>
228 x 72	18-20	Wood	4	63471/2	4-36	38,590	63472/2	4-36	38,725
<b>228 x 78</b>	<b>18-20</b>	<b>Wood</b>	<b>4</b>	<b>63481/2</b>	<b>4-36</b>	<b>41,185</b>	<b>63482/2</b>	<b>4-36</b>	<b>41,320</b>
228 x 84	18-20	Wood	4	63491/2	4-40	43,670	63492/2	4-40	43,800
<b>240 x 54</b>	<b>16-18</b>	<b>Wood</b>	<b>4</b>	<b>63501/2</b>	<b>4-24</b>	<b>32,465</b>	<b>63502/2</b>	<b>4-24</b>	<b>32,605</b>
240 x 60	18-20	Wood	4	63511/2	4-28	35,210	63512/2	4-28	35,350
<b>240 x 66</b>	<b>18-20</b>	<b>Wood</b>	<b>4</b>	<b>63521/2</b>	<b>4-32</b>	<b>38,050</b>	<b>63522/2</b>	<b>4-32</b>	<b>38,195</b>
240 x 72	18-20	Wood	4	63531/2	4-36	40,890	63532/2	4-36	41,030
<b>240 x 78</b>	<b>18-20</b>	<b>Wood</b>	<b>4</b>	<b>63541/2</b>	<b>4-36</b>	<b>43,705</b>	<b>63542/2</b>	<b>4-36</b>	<b>43,840</b>
240 x 84	18-20	Wood	4	63551/2	4-40	46,375	63552/2	4-40	46,500

All table sizes are available with Plastic Laminates top surfaces. To specify, select the desired table size and replace /2 in the wood finish model number with /5.

# VOX® CONFERENCE TABLES

RACETRACK SHAPE Design Mark Müller

8" ACCESS BASE



Specify edge type; add the two letter code after the model number.



Facet Edge (FC)



Taper Edge (TE)

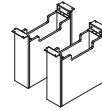


Flowform Edge (FF)  
5% upcharge  
laminates not available

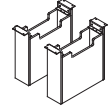


Camber Edge (CE)  
5% upcharge  
laminates not available

No Trim



With Anodized Aluminum Trim

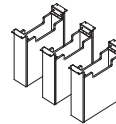


\* Based on a chair width of 25".

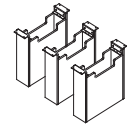
L" x D"	Sugg Seat Capacity	Top Finish	Top Sections	Model Number	Number of Bases-Size	2 Access Bases List Price	Model Number	Number of Bases-Size	2 Access Bases List Price
<b>72 x 36</b>	<b>4-6</b>	<b>Wood</b>	<b>1</b>	<b>63013/2</b>	<b>2-19</b>	<b>7,445</b>	<b>63014/2</b>	<b>2-19</b>	<b>7,595</b>
72 x 36	4-6	P-Lam	1	63013/5	2-19	6,485	63014/5	2-19	6,615
<b>78 x 38</b>	<b>4-6</b>	<b>Wood</b>	<b>1</b>	<b>63023/2</b>	<b>2-19</b>	<b>8,040</b>	<b>63024/2</b>	<b>2-19</b>	<b>8,170</b>
78 x 38	4-6	P-Lam	1	63023/5	2-19	6,920	63024/5	2-19	7,045
<b>84 x 38</b>	<b>6-8</b>	<b>Wood</b>	<b>1</b>	<b>63033/2</b>	<b>2-19</b>	<b>8,340</b>	<b>63034/2</b>	<b>2-19</b>	<b>8,490</b>
84 x 38	6-8	P-Lam	1	63033/5	2-19	7,180	63034/5	2-19	7,325
<b>84 x 42</b>	<b>6-8</b>	<b>Wood</b>	<b>1</b>	<b>63043/2</b>	<b>2-19</b>	<b>8,880</b>	<b>63044/2</b>	<b>2-19</b>	<b>9,020</b>
84 x 42	6-8	P-Lam	1	63043/5	2-19	7,585	63044/5	2-19	7,705
<b>96 x 42</b>	<b>6-8</b>	<b>Wood</b>	<b>1</b>	<b>63053/2</b>	<b>2-19</b>	<b>9,675</b>	<b>63054/2</b>	<b>2-19</b>	<b>9,805</b>
96 x 42	6-8	P-Lam	1	63053/5	2-19	8,170	63054/5	2-19	8,315
<b>96 x 48</b>	<b>6-8</b>	<b>Wood</b>	<b>1</b>	<b>63063/2</b>	<b>2-19</b>	<b>10,580</b>	<b>63064/2</b>	<b>2-19</b>	<b>10,730</b>
96 x 48	6-8	P-Lam	1	63063/5	2-19	8,865	63064/5	2-19	9,010
<b>108 x 42</b>	<b>8-10</b>	<b>Wood</b>	<b>2</b>	<b>63073/2</b>	<b>2-19</b>	<b>10,455</b>	<b>63074/2</b>	<b>2-19</b>	<b>10,595</b>
108 x 42	8-10	P-Lam	2	63073/5	2-19	8,775	63074/5	2-19	8,910
<b>108 x 48</b>	<b>8-10</b>	<b>Wood</b>	<b>2</b>	<b>63083/2</b>	<b>2-19</b>	<b>11,480</b>	<b>63084/2</b>	<b>2-19</b>	<b>11,615</b>
108 x 48	8-10	P-Lam	2	63083/5	2-19	9,545	63084/5	2-19	9,685
<b>120 x 42</b>	<b>8-10</b>	<b>Wood</b>	<b>2</b>	<b>63093/2</b>	<b>2-19</b>	<b>12,075</b>	<b>63094/2</b>	<b>2-19</b>	<b>12,215</b>
120 x 42	8-10	P-Lam	2	63093/5	2-19	10,320	63094/5	2-19	10,460
<b>120 x 48</b>	<b>8-10</b>	<b>Wood</b>	<b>2</b>	<b>63103/2</b>	<b>2-19</b>	<b>13,310</b>	<b>63104/2</b>	<b>2-19</b>	<b>13,455</b>
120 x 48	8-10	P-Lam	2	63103/5	2-19	11,175	63104/5	2-19	11,325
<b>120 x 54</b>	<b>8-10</b>	<b>Wood</b>	<b>2</b>	<b>63113/2</b>	<b>2-24</b>	<b>14,765</b>	<b>63114/2</b>	<b>2-24</b>	<b>14,920</b>
132 x 48	8-10	Wood	2	63123/2	2-19	14,540	63124/2	2-19	14,690
<b>132 x 54</b>	<b>8-10</b>	<b>Wood</b>	<b>2</b>	<b>63133/2</b>	<b>2-24</b>	<b>16,000</b>	<b>63134/2</b>	<b>2-24</b>	<b>16,130</b>

These models are constructed without support rails – bases are attached directly to tops.

No Trim



With Anodized Aluminum Trim



\* Based on a chair width of 25".

L" x D"	Sugg Seat Capacity	Top Finish	Top Sections	Model Number	Number of Bases-Size	3 Access Bases List Price	Model Number	Number of Bases-Size	3 Access Bases List Price
<b>144 x 48</b>	<b>10-12</b>	<b>Wood</b>	<b>2</b>	<b>63143/2</b>	<b>3-19</b>	<b>16,955</b>	<b>63144/2</b>	<b>3-19</b>	<b>17,085</b>
144 x 54	10-12	Wood	2	63153/2	3-24	18,430	63154/2	3-24	18,560
<b>144 x 60</b>	<b>10-12</b>	<b>Wood</b>	<b>2</b>	<b>63163/2</b>	<b>3-28</b>	<b>19,840</b>	<b>63164/2</b>	<b>3-28</b>	<b>19,980</b>
156 x 48	10-12	Wood	2	63173/2	3-19	18,155	63174/2	3-19	18,305
<b>156 x 54</b>	<b>12-14</b>	<b>Wood</b>	<b>2</b>	<b>63183/2</b>	<b>3-24</b>	<b>19,770</b>	<b>63184/2</b>	<b>3-24</b>	<b>19,905</b>
156 x 60	12-14	Wood	2	63193/2	3-28	21,345	63194/2	3-28	21,475
<b>156 x 66</b>	<b>12-14</b>	<b>Wood</b>	<b>3</b>	<b>63203/2</b>	<b>3-32</b>	<b>23,070</b>	<b>63204/2</b>	<b>3-32</b>	<b>23,195</b>
168 x 48	12-14	Wood	2	63213/2	3-19	20,230	63214/2	3-19	20,360
<b>168 x 54</b>	<b>12-14</b>	<b>Wood</b>	<b>2</b>	<b>63223/2</b>	<b>3-24</b>	<b>22,000</b>	<b>63224/2</b>	<b>3-24</b>	<b>22,145</b>
168 x 60	12-14	Wood	2	63233/2	3-28	23,750	63234/2	3-28	23,885
<b>168 x 66</b>	<b>12-14</b>	<b>Wood</b>	<b>3</b>	<b>63243/2</b>	<b>3-32</b>	<b>25,610</b>	<b>63244/2</b>	<b>3-32</b>	<b>25,750</b>

All table sizes are available with Plastic Laminate top surfaces. To specify, select the desired table size and replace '2' in the wood finish model number with '5'.

# VOX® CONFERENCE TABLES

RACETRACK SHAPE Design Mark Müller

8" ACCESS BASE



Specify edge type; add the two letter code after the model number.



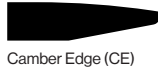
Facet Edge (FC)



Taper Edge (TE)

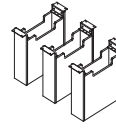


Flowform Edge (FF)  
5% upcharge  
laminates not available

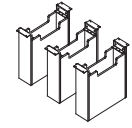


Camber Edge (CE)  
5% upcharge  
laminates not available

No Trim



With Anodized Aluminum Trim



\* Based on a chair width of 25".

L" x D"	Sugg Seat Capacity	Top Finish	Top Sections	Model Number	Number of Bases-Size	3 Access Bases List Price	Model Number	Number of Bases-Size	3 Access Bases List Price
<b>180 48</b>	<b>12-14</b>	<b>Wood</b>	<b>3</b>	<b>63253/2</b>	<b>3-19</b>	<b>21,185</b>	<b>63254/2</b>	<b>3-19</b>	<b>21,335</b>
180 54	14-16	Wood	3	63263/2	3-24	23,080	63264/2	3-24	23,205
<b>180 60</b>	<b>14-16</b>	<b>Wood</b>	<b>3</b>	<b>63273/2</b>	<b>3-28</b>	<b>24,945</b>	<b>63274/2</b>	<b>3-28</b>	<b>25,080</b>
180 66	14-16	Wood	3	63283/2	3-32	26,940	63284/2	3-32	27,070
<b>180 72</b>	<b>14-16</b>	<b>Wood</b>	<b>3</b>	<b>63293/2</b>	<b>3-36</b>	<b>28,855</b>	<b>63294/2</b>	<b>3-36</b>	<b>28,990</b>
192 54	14-16	Wood	4	63303/2	3-24	24,830	63304/2	3-24	24,970
<b>192 60</b>	<b>14-16</b>	<b>Wood</b>	<b>4</b>	<b>63313/2</b>	<b>3-28</b>	<b>26,855</b>	<b>63314/2</b>	<b>3-28</b>	<b>27,005</b>
192 66	14-16	Wood	4	63323/2	3-32	29,045	63324/2	3-32	29,170
<b>192 72</b>	<b>14-16</b>	<b>Wood</b>	<b>4</b>	<b>63333/2</b>	<b>3-36</b>	<b>31,140</b>	<b>63334/2</b>	<b>3-36</b>	<b>31,285</b>
204 54	14-16	Wood	4	63343/2	3-24	25,935	63344/2	3-24	26,075
<b>204 60</b>	<b>16-18</b>	<b>Wood</b>	<b>4</b>	<b>63353/2</b>	<b>3-28</b>	<b>28,095</b>	<b>63354/2</b>	<b>3-28</b>	<b>28,240</b>
204 66	16-18	Wood	4	63363/2	3-32	30,395	63364/2	3-32	30,525
<b>204 72</b>	<b>16-18</b>	<b>Wood</b>	<b>4</b>	<b>63373/2</b>	<b>3-36</b>	<b>32,615</b>	<b>63374/2</b>	<b>3-36</b>	<b>32,755</b>
204 78	16-18	Wood	4	63383/2	3-36	34,835	63384/2	3-36	34,980
<b>216 54</b>	<b>16-18</b>	<b>Wood</b>	<b>4</b>	<b>63393/2</b>	<b>3-24</b>	<b>27,855</b>	<b>63394/2</b>	<b>3-24</b>	<b>27,995</b>
216 60	16-18	Wood	4	63403/2	3-28	30,200	63404/2	3-28	30,345
<b>216 66</b>	<b>16-18</b>	<b>Wood</b>	<b>4</b>	<b>63413/2</b>	<b>3-32</b>	<b>32,700</b>	<b>63414/2</b>	<b>3-32</b>	<b>32,835</b>
216 72	16-18	Wood	4	63423/2	3-36	35,125	63424/2	3-36	35,270
<b>216 78</b>	<b>16-18</b>	<b>Wood</b>	<b>4</b>	<b>63433/2</b>	<b>3-36</b>	<b>37,510</b>	<b>63434/2</b>	<b>3-36</b>	<b>37,660</b>

\* Based on a chair width of 25".

L" x D"	Sugg Seat Capacity	Top Finish	Top Sections	Model Number	Number of Bases-Size	4 Access Bases List Price	Model Number	Number of Bases-Size	4 Access Bases List Price
<b>228 54</b>	<b>16-18</b>	<b>Wood</b>	<b>4</b>	<b>63443/2</b>	<b>4-24</b>	<b>30,710</b>	<b>63444/2</b>	<b>4-24</b>	<b>30,850</b>
228 60	16-18	Wood	4	63453/2	4-28	33,265	63454/2	4-28	33,410
<b>228 66</b>	<b>18-20</b>	<b>Wood</b>	<b>4</b>	<b>63463/2</b>	<b>4-32</b>	<b>36,750</b>	<b>63464/2</b>	<b>4-32</b>	<b>36,885</b>
228 72	18-20	Wood	4	63473/2	4-36	38,590	63474/2	4-36	38,725
<b>228 78</b>	<b>18-20</b>	<b>Wood</b>	<b>4</b>	<b>63483/2</b>	<b>4-36</b>	<b>41,185</b>	<b>63484/2</b>	<b>4-36</b>	<b>41,320</b>
228 84	18-20	Wood	4	63493/2	4-40	43,670	63494/2	4-40	43,800
<b>240 54</b>	<b>16-18</b>	<b>Wood</b>	<b>4</b>	<b>63503/2</b>	<b>4-24</b>	<b>32,465</b>	<b>63504/2</b>	<b>4-24</b>	<b>32,605</b>
240 60	18-20	Wood	4	63513/2	4-28	35,210	63514/2	4-28	35,350
<b>240 66</b>	<b>18-20</b>	<b>Wood</b>	<b>4</b>	<b>63523/2</b>	<b>4-32</b>	<b>38,050</b>	<b>63524/2</b>	<b>4-32</b>	<b>38,195</b>
240 72	18-20	Wood	4	63533/2	4-36	40,890	63534/2	4-36	41,030
<b>240 78</b>	<b>18-20</b>	<b>Wood</b>	<b>4</b>	<b>63543/2</b>	<b>4-36</b>	<b>43,705</b>	<b>63544/2</b>	<b>4-36</b>	<b>43,840</b>
240 84	18-20	Wood	4	63553/2	4-40	46,375	63554/2	4-40	46,500

All table sizes are available with Plastic Laminate top surfaces. To specify, select the desired table size and replace '2' in the wood finish model number with '5'.

# VOX® CONFERENCE TABLES

SUPER ELLIPSE SHAPE

Design Mark Müller

6" ACCESS BASE



Specify edge type; add the two letter code after the model number.



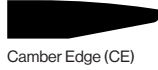
Facet Edge (FC)



Taper Edge (TE)

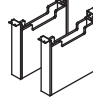


Flowform Edge (FF)  
5% upcharge  
laminare not available

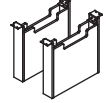


Camber Edge (CE)  
5% upcharge  
laminare not available

No Trim



With Anodized Aluminum Trim

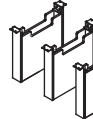


\* Based on a chair width of 25".

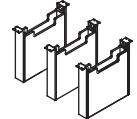
L" x D"	Sugg Seat Capacity	Top Finish	Top Sections	Model Number	Number of Bases-Size	2 Access Bases List Price	Model Number	Number of Bases-Size	2 Access Bases List Price
<b>72 x 36</b>	<b>4-6</b>	<b>Wood</b>	<b>1</b>	<b>62011/2</b>	<b>2-19</b>	<b>7,610</b>	<b>62012/2</b>	<b>2-19</b>	<b>7,740</b>
72 x 36	4-6	P-Lam	1	62011/5	2-19	6,590	62012/5	2-19	6,750
<b>78 x 38</b>	<b>4-6</b>	<b>Wood</b>	<b>1</b>	<b>62021/2</b>	<b>2-19</b>	<b>8,205</b>	<b>62022/2</b>	<b>2-19</b>	<b>8,340</b>
78 x 38	4-6	P-Lam	1	62021/5	2-19	7,045	62022/5	2-19	7,205
<b>84 x 38</b>	<b>6-8</b>	<b>Wood</b>	<b>1</b>	<b>62031/2</b>	<b>2-19</b>	<b>8,545</b>	<b>62032/2</b>	<b>2-19</b>	<b>8,680</b>
84 x 38	6-8	P-Lam	1	62031/5	2-19	7,340	62032/5	2-19	7,465
<b>84 x 42</b>	<b>6-8</b>	<b>Wood</b>	<b>1</b>	<b>62041/2</b>	<b>2-19</b>	<b>9,090</b>	<b>62042/2</b>	<b>2-19</b>	<b>9,230</b>
84 x 42	6-8	P-Lam	1	62041/5	2-19	7,720	62042/5	2-19	7,870
<b>96 x 42</b>	<b>6-8</b>	<b>Wood</b>	<b>1</b>	<b>62051/2</b>	<b>2-19</b>	<b>9,925</b>	<b>62052/2</b>	<b>2-19</b>	<b>10,065</b>
96 x 42	6-8	P-Lam	1	62051/5	2-19	8,335	62052/5	2-19	8,480
<b>96 x 48</b>	<b>6-8</b>	<b>Wood</b>	<b>1</b>	<b>62061/2</b>	<b>2-19</b>	<b>10,855</b>	<b>62062/2</b>	<b>2-19</b>	<b>10,995</b>
96 x 48	6-8	P-Lam	1	62061/5	2-19	9,085	62062/5	2-19	9,225
<b>108 x 42</b>	<b>8-10</b>	<b>Wood</b>	<b>2</b>	<b>62071/2</b>	<b>2-19</b>	<b>10,725</b>	<b>62072/2</b>	<b>2-19</b>	<b>10,860</b>
108 x 42	8-10	P-Lam	2	62071/5	2-19	8,975	62072/5	2-19	9,110
<b>108 x 48</b>	<b>8-10</b>	<b>Wood</b>	<b>2</b>	<b>62081/2</b>	<b>2-19</b>	<b>11,775</b>	<b>62082/2</b>	<b>2-19</b>	<b>11,910</b>
108 x 48	8-10	P-Lam	2	62081/5	2-19	9,785	62082/5	2-19	9,925
<b>120 x 42</b>	<b>8-10</b>	<b>Wood</b>	<b>2</b>	<b>62091/2</b>	<b>2-19</b>	<b>12,495</b>	<b>62092/2</b>	<b>2-19</b>	<b>12,635</b>
120 x 42	8-10	P-Lam	2	62091/5	2-19	10,555	62092/5	2-19	10,690
<b>120 x 48</b>	<b>8-10</b>	<b>Wood</b>	<b>2</b>	<b>62101/2</b>	<b>2-19</b>	<b>13,640</b>	<b>62102/2</b>	<b>2-19</b>	<b>13,800</b>
120 x 48	8-10	P-Lam	2	62101/5	2-19	11,425	62102/5	2-19	11,570
<b>120 x 54</b>	<b>8-10</b>	<b>Wood</b>	<b>2</b>	<b>62111/2</b>	<b>2-24</b>	<b>15,150</b>	<b>62112/2</b>	<b>2-24</b>	<b>15,280</b>
132 x 48	8-10	Wood	2	62121/2	2-19	14,925	62122/2	2-19	15,055
<b>132 x 54</b>	<b>8-10</b>	<b>Wood</b>	<b>2</b>	<b>62131/2</b>	<b>2-24</b>	<b>16,425</b>	<b>62132/2</b>	<b>2-24</b>	<b>16,575</b>

These models are constructed without support rails – bases are attached directly to tops.

No Trim



With Anodized Aluminum Trim



\* Based on a chair width of 25".

L" x D"	Sugg Seat Capacity	Top Finish	Top Sections	Model Number	Number of Bases-Size	3 Access Bases List Price	Model Number	Number of Bases-Size	3 Access Bases List Price
<b>144 x 48</b>	<b>10-12</b>	<b>Wood</b>	<b>2</b>	<b>62141/2</b>	<b>3-19</b>	<b>17,380</b>	<b>62142/2</b>	<b>3-19</b>	<b>17,520</b>
144 x 54	10-12	Wood	2	62151/2	3-24	18,900	62152/2	3-24	19,040
<b>144 x 60</b>	<b>10-12</b>	<b>Wood</b>	<b>2</b>	<b>62161/2</b>	<b>3-28</b>	<b>20,360</b>	<b>62162/2</b>	<b>3-28</b>	<b>20,510</b>
156 x 48	10-12	Wood	2	62171/2	3-19	18,605	62172/2	3-19	18,745
<b>156 x 54</b>	<b>12-14</b>	<b>Wood</b>	<b>2</b>	<b>62181/2</b>	<b>3-24</b>	<b>20,290</b>	<b>62182/2</b>	<b>3-24</b>	<b>20,425</b>
156 x 60	12-14	Wood	2	62191/2	3-28	21,915	62192/2	3-28	22,050
<b>156 x 66</b>	<b>12-14</b>	<b>Wood</b>	<b>3</b>	<b>62201/2</b>	<b>3-32</b>	<b>23,685</b>	<b>62202/2</b>	<b>3-32</b>	<b>23,830</b>
168 x 48	12-14	Wood	2	62211/2	3-19	20,740	62212/2	3-19	20,875
<b>168 x 54</b>	<b>12-14</b>	<b>Wood</b>	<b>2</b>	<b>62221/2</b>	<b>3-24</b>	<b>22,560</b>	<b>62222/2</b>	<b>3-24</b>	<b>22,710</b>
168 x 60	12-14	Wood	2	62231/2	3-28	24,385	62232/2	3-28	24,525
<b>168 x 66</b>	<b>12-14</b>	<b>Wood</b>	<b>3</b>	<b>62241/2</b>	<b>3-32</b>	<b>26,295</b>	<b>62242/2</b>	<b>3-32</b>	<b>26,430</b>

All table sizes are available with Plastic Laminate top surfaces. To specify, select the desired table size and replace '/2' in the wood finish model number with '/5'.

# VOX® CONFERENCE TABLES

SUPER ELLIPSE SHAPE

Design Mark Müller

6" ACCESS BASE



Specify edge type; add the two letter code after the model number.



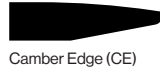
Facet Edge (FC)



Taper Edge (TE)



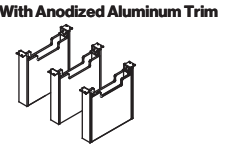
Flowform Edge (FF)  
5% upcharge  
laminates not available



Camber Edge (CE)  
5% upcharge  
laminates not available



No Trim



With Anodized Aluminum Trim

\* Based on a chair width of 25".

L" x D"	Sugg Seat Capacity	Top Finish	Top Sections	Model Number	Number of Bases-Size	3 Access Bases List Price	Model Number	Number of Bases-Size	3 Access Bases List Price
<b>180 x 48</b>	<b>12-14</b>	<b>Wood</b>	<b>3</b>	<b>62251/2</b>	<b>3-19</b>	<b>21,760</b>	<b>62252/2</b>	<b>3-19</b>	<b>21,885</b>
180 x 54	14-16	Wood	3	62261/2	3-24	23,680	62262/2	3-24	23,825
<b>180 x 60</b>	<b>14-16</b>	<b>Wood</b>	<b>3</b>	<b>62271/2</b>	<b>3-28</b>	<b>25,615</b>	<b>62272/2</b>	<b>3-28</b>	<b>25,755</b>
180 x 66	14-16	Wood	3	62281/2	3-32	27,685	62282/2	3-32	27,825
<b>180 x 72</b>	<b>14-16</b>	<b>Wood</b>	<b>3</b>	<b>62291/2</b>	<b>3-32</b>	<b>29,655</b>	<b>62292/2</b>	<b>3-32</b>	<b>29,800</b>
192 x 54	14-16	Wood	4	62301/2	3-24	25,500	62302/2	3-24	25,640
<b>192 x 60</b>	<b>14-16</b>	<b>Wood</b>	<b>4</b>	<b>62311/2</b>	<b>3-28</b>	<b>27,610</b>	<b>62312/2</b>	<b>3-28</b>	<b>27,755</b>
192 x 66	14-16	Wood	4	62321/2	3-32	29,865	62322/2	3-32	30,010
<b>192 x 72</b>	<b>14-16</b>	<b>Wood</b>	<b>4</b>	<b>62331/2</b>	<b>3-32</b>	<b>32,035</b>	<b>62332/2</b>	<b>3-32</b>	<b>32,170</b>
204 x 54	14-16	Wood	4	62341/2	3-24	26,650	62342/2	3-24	26,790
<b>204 x 60</b>	<b>16-18</b>	<b>Wood</b>	<b>4</b>	<b>62351/2</b>	<b>3-28</b>	<b>28,885</b>	<b>62352/2</b>	<b>3-28</b>	<b>29,030</b>
204 x 66	16-18	Wood	4	62361/2	3-32	31,285	62362/2	3-32	31,420
<b>204 x 72</b>	<b>16-18</b>	<b>Wood</b>	<b>4</b>	<b>62371/2</b>	<b>3-32</b>	<b>33,585</b>	<b>62372/2</b>	<b>3-32</b>	<b>33,725</b>
204 x 78	16-18	Wood	4	62381/2	3-32	35,860	62382/2	3-32	36,005
<b>216 x 54</b>	<b>16-18</b>	<b>Wood</b>	<b>4</b>	<b>62391/2</b>	<b>3-24</b>	<b>28,630</b>	<b>62392/2</b>	<b>3-24</b>	<b>28,760</b>
216 x 60	16-18	Wood	4	62401/2	3-28	31,070	62402/2	3-28	31,205
<b>216 x 66</b>	<b>16-18</b>	<b>Wood</b>	<b>4</b>	<b>62411/2</b>	<b>3-32</b>	<b>33,670</b>	<b>62412/2</b>	<b>3-32</b>	<b>33,805</b>
216 x 72	16-18	Wood	4	62421/2	3-32	36,175	62422/2	3-32	36,305
<b>216 x 78</b>	<b>16-18</b>	<b>Wood</b>	<b>4</b>	<b>62431/2</b>	<b>3-32</b>	<b>38,650</b>	<b>62432/2</b>	<b>3-32</b>	<b>38,800</b>



No Trim



With Anodized Aluminum Trim

\* Based on a chair width of 25".

L" x D"	Sugg Seat Capacity	Top Finish	Top Sections	Model Number	Number of Bases-Size	4 Access Bases List Price	Model Number	Number of Bases-Size	4 Access Bases List Price
<b>228 x 54</b>	<b>16-18</b>	<b>Wood</b>	<b>4</b>	<b>62441/2</b>	<b>4-24</b>	<b>31,535</b>	<b>62442/2</b>	<b>4-24</b>	<b>31,665</b>
228 x 60	16-18	Wood	4	62451/2	4-28	34,210	62452/2	4-28	34,355
<b>228 x 66</b>	<b>18-20</b>	<b>Wood</b>	<b>4</b>	<b>62461/2</b>	<b>4-32</b>	<b>37,790</b>	<b>62462/2</b>	<b>4-32</b>	<b>37,945</b>
228 x 72	18-20	Wood	4	62471/2	4-32	39,715	62472/2	4-32	39,850
<b>228 x 78</b>	<b>18-20</b>	<b>Wood</b>	<b>4</b>	<b>62481/2</b>	<b>4-32</b>	<b>42,405</b>	<b>62482/2</b>	<b>4-32</b>	<b>42,545</b>
228 x 84	18-20	Wood	4	62491/2	4-36	45,005	62492/2	4-36	45,135
<b>240 x 54</b>	<b>16-18</b>	<b>Wood</b>	<b>4</b>	<b>62501/2</b>	<b>4-24</b>	<b>33,385</b>	<b>62502/2</b>	<b>4-24</b>	<b>33,520</b>
240 x 60	18-20	Wood	4	62511/2	4-28	36,205	62512/2	4-28	36,350
<b>240 x 66</b>	<b>18-20</b>	<b>Wood</b>	<b>4</b>	<b>62521/2</b>	<b>4-32</b>	<b>39,150</b>	<b>62522/2</b>	<b>4-32</b>	<b>39,300</b>
240 x 72	18-20	Wood	4	62531/2	4-32	42,115	62532/2	4-32	42,255
<b>240 x 78</b>	<b>18-20</b>	<b>Wood</b>	<b>4</b>	<b>62541/2</b>	<b>4-32</b>	<b>45,010</b>	<b>62542/2</b>	<b>4-32</b>	<b>45,140</b>
240 x 84	18-20	Wood	4	62551/2	4-36	47,775	62552/2	4-36	47,920

All table sizes are available with Plastic Laminate top surfaces. To specify, select the desired table size and replace ' /2' in the wood finish model number with ' /5'.

# VOX® CONFERENCE TABLES

SUPER ELLIPSE SHAPE

Design Mark Müller

8" ACCESS BASE



Specify edge type; add the two letter code after the model number.



Facet Edge (FC)



Taper Edge (TE)



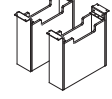
Flowform Edge (FF)  
5% upcharge  
laminates not available



No Trim



With Anodized Aluminum Trim

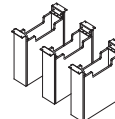


\* Based on a chair width of 25".

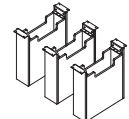
L" x D"	Sugg Seat Capacity	Top Finish	Top Sections	Model Number	Number of Bases-Size	2 Access Bases List Price	Model Number	Number of Bases-Size	2 Access Bases List Price
<b>72 x 36</b>	<b>4-6</b>	<b>Wood</b>	<b>1</b>	<b>62013/2</b>	<b>2-19</b>	<b>7,610</b>	<b>62014/2</b>	<b>2-19</b>	<b>7,740</b>
72 x 36	4-6	P-Lam	1	62013/5	2-19	6,590	62014/5	2-19	6,750
<b>78 x 38</b>	<b>4-6</b>	<b>Wood</b>	<b>1</b>	<b>62023/2</b>	<b>2-19</b>	<b>8,205</b>	<b>62024/2</b>	<b>2-19</b>	<b>8,340</b>
78 x 38	4-6	P-Lam	1	62023/5	2-19	7,045	62024/5	2-19	7,205
<b>84 x 38</b>	<b>6-8</b>	<b>Wood</b>	<b>1</b>	<b>62033/2</b>	<b>2-19</b>	<b>8,545</b>	<b>62034/2</b>	<b>2-19</b>	<b>8,680</b>
84 x 38	6-8	P-Lam	1	62033/5	2-19	7,340	62034/5	2-19	7,465
<b>84 x 42</b>	<b>6-8</b>	<b>Wood</b>	<b>1</b>	<b>62043/2</b>	<b>2-19</b>	<b>9,090</b>	<b>62044/2</b>	<b>2-19</b>	<b>9,230</b>
84 x 42	6-8	P-Lam	1	62043/5	2-19	7,720	62044/5	2-19	7,870
<b>96 x 42</b>	<b>6-8</b>	<b>Wood</b>	<b>1</b>	<b>62053/2</b>	<b>2-19</b>	<b>9,925</b>	<b>62054/2</b>	<b>2-19</b>	<b>10,065</b>
96 x 42	6-8	P-Lam	1	62053/5	2-19	8,335	62054/5	2-19	8,480
<b>96 x 48</b>	<b>6-8</b>	<b>Wood</b>	<b>1</b>	<b>62063/2</b>	<b>2-19</b>	<b>10,855</b>	<b>62064/2</b>	<b>2-19</b>	<b>10,995</b>
96 x 48	6-8	P-Lam	1	62063/5	2-19	9,085	62064/5	2-19	9,225
<b>108 x 42</b>	<b>8-10</b>	<b>Wood</b>	<b>2</b>	<b>62073/2</b>	<b>2-19</b>	<b>10,725</b>	<b>62074/2</b>	<b>2-19</b>	<b>10,860</b>
108 x 42	8-10	P-Lam	2	62073/5	2-19	8,975	62074/5	2-19	9,110
<b>108 x 48</b>	<b>8-10</b>	<b>Wood</b>	<b>2</b>	<b>62083/2</b>	<b>2-19</b>	<b>11,775</b>	<b>62084/2</b>	<b>2-19</b>	<b>11,910</b>
108 x 48	8-10	P-Lam	2	62083/5	2-19	9,785	62084/5	2-19	9,925
<b>120 x 42</b>	<b>8-10</b>	<b>Wood</b>	<b>2</b>	<b>62093/2</b>	<b>2-19</b>	<b>12,495</b>	<b>62094/2</b>	<b>2-19</b>	<b>12,635</b>
120 x 42	8-10	P-Lam	2	62093/5	2-19	10,555	62094/5	2-19	10,690
<b>120 x 48</b>	<b>8-10</b>	<b>Wood</b>	<b>2</b>	<b>62103/2</b>	<b>2-19</b>	<b>13,640</b>	<b>62104/2</b>	<b>2-19</b>	<b>13,800</b>
120 x 48	8-10	P-Lam	2	62103/5	2-19	11,425	62104/5	2-19	11,570
<b>120 x 54</b>	<b>8-10</b>	<b>Wood</b>	<b>2</b>	<b>62113/2</b>	<b>2-24</b>	<b>15,150</b>	<b>62114/2</b>	<b>2-24</b>	<b>15,280</b>
132 x 48	8-10	Wood	2	62123/2	2-19	14,925	62124/2	2-19	15,055
<b>132 x 54</b>	<b>8-10</b>	<b>Wood</b>	<b>2</b>	<b>62133/2</b>	<b>2-24</b>	<b>16,425</b>	<b>62134/2</b>	<b>2-24</b>	<b>16,575</b>

\* Based on a chair width of 25".

No Trim



With Anodized Aluminum Trim



L" x D"	Sugg Seat Capacity	Top Finish	Top Sections	Model Number	Number of Bases-Size	3 Access Bases List Price	Model Number	Number of Bases-Size	3 Access Bases List Price
<b>144 x 48</b>	<b>10-12</b>	<b>Wood</b>	<b>2</b>	<b>62143/2</b>	<b>3-19</b>	<b>17,380</b>	<b>62144/2</b>	<b>3-19</b>	<b>17,520</b>
144 x 54	10-12	Wood	2	62153/2	3-24	18,900	62154/2	3-24	19,040
<b>144 x 60</b>	<b>10-12</b>	<b>Wood</b>	<b>2</b>	<b>62163/2</b>	<b>3-28</b>	<b>20,360</b>	<b>62164/2</b>	<b>3-28</b>	<b>20,510</b>
156 x 48	10-12	Wood	2	62173/2	3-19	17,380	62174/2	3-19	18,745
<b>156 x 54</b>	<b>12-14</b>	<b>Wood</b>	<b>2</b>	<b>62183/2</b>	<b>3-24</b>	<b>18,900</b>	<b>62184/2</b>	<b>3-24</b>	<b>20,425</b>
156 x 60	12-14	Wood	2	62193/2	3-28	20,360	62194/2	3-28	22,050
<b>156 x 66</b>	<b>12-14</b>	<b>Wood</b>	<b>3</b>	<b>62203/2</b>	<b>3-32</b>	<b>22,270</b>	<b>62204/2</b>	<b>3-32</b>	<b>23,830</b>
168 x 48	12-14	Wood	2	62213/2	3-19	20,740	62214/2	3-19	20,875
<b>168 x 54</b>	<b>12-14</b>	<b>Wood</b>	<b>2</b>	<b>62223/2</b>	<b>3-24</b>	<b>22,560</b>	<b>62224/2</b>	<b>3-24</b>	<b>22,710</b>
168 x 60	12-14	Wood	2	62233/2	3-28	24,385	62234/2	3-28	24,525
<b>168 x 66</b>	<b>12-14</b>	<b>Wood</b>	<b>3</b>	<b>62243/2</b>	<b>3-32</b>	<b>26,295</b>	<b>62244/2</b>	<b>3-32</b>	<b>26,430</b>

All table sizes are available with Plastic Laminate top surfaces. To specify, select the desired table size and replace '/2' in the wood finish model number with '/5'.

# VOX® CONFERENCE TABLES

SUPER ELLIPSE SHAPE

Design Mark Müller

8" ACCESS BASE



Specify edge type; add the two letter code after the model number.



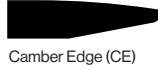
Facet Edge (FC)



Taper Edge (TE)

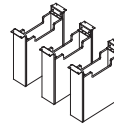


Flowform Edge (FF)  
5% upcharge  
laminates not available

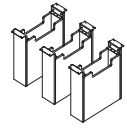


Camber Edge (CE)  
5% upcharge  
laminates not available

No Trim



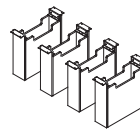
With Anodized Aluminum Trim



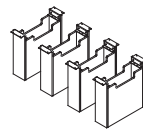
\* Based on a chair width of 25".

L" x D"	Sugg Seat Capacity	Top Finish	Top Sections	Model Number	Number of Bases-Size	3 Access Bases List Price	Model Number	Number of Bases-Size	3 Access Bases List Price
<b>180 x 48</b>	<b>12-14</b>	<b>Wood</b>	<b>3</b>	<b>62253/2</b>	<b>3-19</b>	<b>21,760</b>	<b>62254/2</b>	<b>3-19</b>	<b>21,885</b>
180 x 54	14-16	Wood	3	62263/2	3-24	23,680	62264/2	3-24	23,825
<b>180 x 60</b>	<b>14-16</b>	<b>Wood</b>	<b>3</b>	<b>62273/2</b>	<b>3-28</b>	<b>25,615</b>	<b>62274/2</b>	<b>3-28</b>	<b>25,755</b>
180 x 66	14-16	Wood	3	62283/2	3-32	27,685	62284/2	3-32	27,825
<b>180 x 72</b>	<b>14-16</b>	<b>Wood</b>	<b>3</b>	<b>62293/2</b>	<b>3-32</b>	<b>29,655</b>	<b>62294/2</b>	<b>3-32</b>	<b>29,800</b>
192 x 54	14-16	Wood	4	62303/2	3-24	25,500	62304/2	3-24	25,640
<b>192 x 60</b>	<b>14-16</b>	<b>Wood</b>	<b>4</b>	<b>62313/2</b>	<b>3-28</b>	<b>27,610</b>	<b>62314/2</b>	<b>3-28</b>	<b>27,755</b>
192 x 66	14-16	Wood	4	62323/2	3-32	29,865	62324/2	3-32	30,010
<b>192 x 72</b>	<b>14-16</b>	<b>Wood</b>	<b>4</b>	<b>62333/2</b>	<b>3-32</b>	<b>32,035</b>	<b>62334/2</b>	<b>3-32</b>	<b>32,170</b>
204 x 54	14-16	Wood	4	62343/2	3-24	26,650	62344/2	3-24	26,790
<b>204 x 60</b>	<b>16-18</b>	<b>Wood</b>	<b>4</b>	<b>62353/2</b>	<b>3-28</b>	<b>28,885</b>	<b>62354/2</b>	<b>3-28</b>	<b>29,030</b>
204 x 66	16-18	Wood	4	62363/2	3-32	31,285	62364/2	3-32	31,420
<b>204 x 72</b>	<b>16-18</b>	<b>Wood</b>	<b>4</b>	<b>62373/2</b>	<b>3-32</b>	<b>33,585</b>	<b>62374/2</b>	<b>3-32</b>	<b>33,725</b>
204 x 78	16-18	Wood	4	62383/2	3-32	35,860	62384/2	3-32	36,005
<b>216 x 54</b>	<b>16-18</b>	<b>Wood</b>	<b>4</b>	<b>62393/2</b>	<b>3-24</b>	<b>28,630</b>	<b>62394/2</b>	<b>3-24</b>	<b>28,760</b>
216 x 60	16-18	Wood	4	62403/2	3-28	31,070	62404/2	3-28	31,205
<b>216 x 66</b>	<b>16-18</b>	<b>Wood</b>	<b>4</b>	<b>62413/2</b>	<b>3-32</b>	<b>33,670</b>	<b>62414/2</b>	<b>3-32</b>	<b>33,805</b>
216 x 72	16-18	Wood	4	62423/2	3-32	36,175	62424/2	3-32	36,305
<b>216 x 78</b>	<b>16-18</b>	<b>Wood</b>	<b>4</b>	<b>62433/2</b>	<b>3-32</b>	<b>38,650</b>	<b>62434/2</b>	<b>3-32</b>	<b>38,800</b>

No Trim



With Anodized Aluminum Trim



\* Based on a chair width of 25".

L" x D"	Sugg Seat Capacity	Top Finish	Top Sections	Model Number	Number of Bases-Size	4 Access Bases List Price	Model Number	Number of Bases-Size	4 Access Bases List Price
<b>228 x 54</b>	<b>16-18</b>	<b>Wood</b>	<b>4</b>	<b>62443/2</b>	<b>4-24</b>	<b>31,535</b>	<b>62444/2</b>	<b>4-24</b>	<b>31,665</b>
228 x 60	16-18	Wood	4	62453/2	4-28	34,210	62454/2	4-28	34,355
<b>228 x 66</b>	<b>18-20</b>	<b>Wood</b>	<b>4</b>	<b>62463/2</b>	<b>4-32</b>	<b>37,790</b>	<b>62464/2</b>	<b>4-32</b>	<b>37,945</b>
228 x 72	18-20	Wood	4	62473/2	4-32	39,715	62474/2	4-32	39,850
<b>228 x 78</b>	<b>18-20</b>	<b>Wood</b>	<b>4</b>	<b>62483/2</b>	<b>4-32</b>	<b>42,405</b>	<b>62484/2</b>	<b>4-32</b>	<b>42,545</b>
228 x 84	18-20	Wood	4	62493/2	4-36	45,005	62494/2	4-36	45,135
<b>240 x 54</b>	<b>16-18</b>	<b>Wood</b>	<b>4</b>	<b>62503/2</b>	<b>4-24</b>	<b>33,385</b>	<b>62504/2</b>	<b>4-24</b>	<b>33,520</b>
240 x 60	18-20	Wood	4	62513/2	4-28	36,205	62514/2	4-28	36,350
<b>240 x 66</b>	<b>18-20</b>	<b>Wood</b>	<b>4</b>	<b>62523/2</b>	<b>4-32</b>	<b>39,150</b>	<b>62524/2</b>	<b>4-32</b>	<b>39,300</b>
240 x 72	18-20	Wood	4	62533/2	4-32	42,115	62534/2	4-32	42,255
<b>240 x 78</b>	<b>18-20</b>	<b>Wood</b>	<b>4</b>	<b>62543/2</b>	<b>4-32</b>	<b>45,010</b>	<b>62544/2</b>	<b>4-32</b>	<b>45,140</b>
240 x 84	18-20	Wood	4	62553/2	4-36	47,775	62554/2	4-36	49,360

All table sizes are available with Plastic Laminate top surfaces. To specify, select the desired table size and replace /2' in the wood finish model number with /5'.

# VOX® CONFERENCE TABLES

VISTA™ SHAPE (CLOSED)

Design Mark Müller

6" ACCESS BASE



Specify edge type; add the two letter code after the model number.



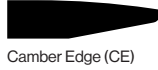
Facet Edge (FC)



Taper Edge (TE)



Flowform Edge (FF)  
5% upcharge  
laminates not available

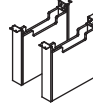


Camber Edge (CE)  
5% upcharge  
laminates not available

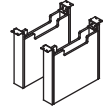
\* Based on a chair width of 25".

L" x D"	Sugg Seat Capacity	Top Finish	Top Sections	Model Number	Number of Bases-Size	2 Access Bases List Price	Model Number	Number of Bases-Size	2 Access Bases List Price
<b>84 33-48</b>	<b>5-7</b>	<b>Wood</b>	<b>1</b>	<b>66011/2</b>	<b>2-19</b>	<b>8,975</b>	<b>66012/2</b>	<b>2-19</b>	<b>9,110</b>
84 33-48	5-7	P-Lam	1	66011/5	2-19	7,695	66012/5	2-19	7,845
<b>84 38-54</b>	<b>5-7</b>	<b>Wood</b>	<b>1</b>	<b>66021/2</b>	<b>2-24</b>	<b>9,755</b>	<b>66022/2</b>	<b>2-24</b>	<b>9,900</b>
84 38-54	5-7	P-Lam	1	66021/5	2-24	8,325	66022/5	2-24	8,470
<b>96 33-48</b>	<b>5-7</b>	<b>Wood</b>	<b>1</b>	<b>66031/2</b>	<b>2-19</b>	<b>9,755</b>	<b>66032/2</b>	<b>2-19</b>	<b>9,900</b>
96 33-48	5-7	P-Lam	1	66031/5	2-19	8,295	66032/5	2-19	8,430
<b>96 38-54</b>	<b>5-7</b>	<b>Wood</b>	<b>1</b>	<b>66041/2</b>	<b>2-24</b>	<b>10,725</b>	<b>66042/2</b>	<b>2-24</b>	<b>10,860</b>
96 38-54	5-7	P-Lam	1	66041/5	2-24	9,070	66042/5	2-24	9,210
<b>96 43-60</b>	<b>5-7</b>	<b>Wood</b>	<b>1</b>	<b>66051/2</b>	<b>2-28</b>	<b>11,580</b>	<b>66052/2</b>	<b>2-28</b>	<b>11,725</b>
96 43-60	5-7	P-Lam	1	66051/5	2-28	9,720	66052/5	2-28	9,865
<b>108 38-54</b>	<b>7-9</b>	<b>Wood</b>	<b>2</b>	<b>66061/2</b>	<b>2-24</b>	<b>11,725</b>	<b>66062/2</b>	<b>2-24</b>	<b>11,860</b>
108 38-54	7-9	P-Lam	2	66061/5	2-24	9,825	66062/5	2-24	9,960
<b>108 43-60</b>	<b>7-9</b>	<b>Wood</b>	<b>2</b>	<b>66071/2</b>	<b>2-28</b>	<b>12,670</b>	<b>66072/2</b>	<b>2-28</b>	<b>12,820</b>
108 43-60	7-9	P-Lam	2	66071/5	2-28	10,580	66072/5	2-28	10,730
<b>120 38-54</b>	<b>7-9</b>	<b>Wood</b>	<b>2</b>	<b>66081/2</b>	<b>2-24</b>	<b>13,595</b>	<b>66082/2</b>	<b>2-24</b>	<b>13,725</b>
120 38-54	7-9	P-Lam	2	66081/5	2-24	11,500	66082/5	2-24	11,635
<b>120 43-60</b>	<b>7-9</b>	<b>Wood</b>	<b>2</b>	<b>66091/2</b>	<b>2-28</b>	<b>14,770</b>	<b>66092/2</b>	<b>2-28</b>	<b>14,925</b>
120 43-60	7-9	P-Lam	2	66091/5	2-28	12,430	66092/5	2-28	12,570
<b>132 38-54</b>	<b>7-9</b>	<b>Wood</b>	<b>2</b>	<b>66101/2</b>	<b>2-24</b>	<b>14,700</b>	<b>66102/2</b>	<b>2-24</b>	<b>14,850</b>
132 38-54	7-9	P-Lam	2	66101/5	2-24	12,380	66102/5	2-24	12,525
<b>132 43-60</b>	<b>7-9</b>	<b>Wood</b>	<b>2</b>	<b>66111/2</b>	<b>2-28</b>	<b>16,020</b>	<b>66112/2</b>	<b>2-28</b>	<b>16,150</b>
132 43-60	7-9	P-Lam	2	66111/5	2-28	13,400	66112/5	2-28	13,535
<b>132 48-66</b>	<b>7-9</b>	<b>Wood</b>	<b>3</b>	<b>66121/2</b>	<b>2-32</b>	<b>17,160</b>	<b>66122/2</b>	<b>2-32</b>	<b>17,295</b>
132 48-66	7-9	P-Lam	3	66121/5	2-32	14,290	66122/5	2-32	14,435

No Trim



With Anodized Aluminum Trim

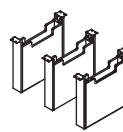


\*\*These models are constructed without support rails - bases are attached directly to tops.

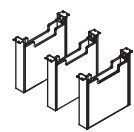
\* Based on a chair width of 25".

L" x D"	Sugg Seat Capacity	Top Finish	Top Sections	Model Number	Number of Bases-Size	3 Access Bases List Price	Model Number	Number of Bases-Size	3 Access Bases List Price
<b>144 38-54</b>	<b>9-11</b>	<b>Wood</b>	<b>2</b>	<b>66131/2</b>	<b>3-24</b>	<b>17,370</b>	<b>66132/2</b>	<b>3-24</b>	<b>17,510</b>
144 38-54	9-11	P-Lam	2	66131/5	3-24	14,800	66132/5	3-24	14,955
<b>144 43-60</b>	<b>9-11</b>	<b>Wood</b>	<b>2</b>	<b>66141/2</b>	<b>3-28</b>	<b>18,820</b>	<b>66142/2</b>	<b>3-28</b>	<b>18,955</b>
144 43-60	9-11	P-Lam	2	66151/5	3-28	15,915	66152/5	3-28	16,060
<b>144 48-66</b>	<b>9-11</b>	<b>Wood</b>	<b>3</b>	<b>66161/2</b>	<b>3-32</b>	<b>20,080</b>	<b>66162/2</b>	<b>3-32</b>	<b>20,210</b>
144 48-66	9-11	P-Lam	3	66171/5	3-32	16,920	66172/5	3-32	17,055
<b>156 43-60</b>	<b>9-11</b>	<b>Wood</b>	<b>2</b>	<b>66181/2</b>	<b>3-28</b>	<b>20,020</b>	<b>66182/2</b>	<b>3-28</b>	<b>20,155</b>
156 43-60	9-11	P-Lam	2	66191/5	3-28	16,870	66192/5	3-28	17,020
<b>156 48-66</b>	<b>9-11</b>	<b>Wood</b>	<b>3</b>	<b>66201/2</b>	<b>3-32</b>	<b>21,380</b>	<b>66202/2</b>	<b>3-32</b>	<b>21,540</b>
156 48-66	9-11	P-Lam	3	66211/5	3-32	17,930	66212/5	3-32	18,080
<b>168 43-60</b>	<b>11-13</b>	<b>Wood</b>	<b>2</b>	<b>66221/2</b>	<b>3-28</b>	<b>22,635</b>	<b>66222/2</b>	<b>3-28</b>	<b>22,755</b>
168 43-60	11-13	P-Lam	2	66231/5	3-28	18,510	66232/5	3-28	18,655
<b>168 48-66</b>	<b>11-13</b>	<b>Wood</b>	<b>3</b>	<b>66241/2</b>	<b>3-32</b>	<b>23,570</b>	<b>66242/2</b>	<b>3-32</b>	<b>23,705</b>

No Trim



With Anodized Aluminum Trim



All table sizes are available with Plastic Laminate top surfaces. To specify, select the desired table size and replace '/2' in the wood finish model number with '/5'.

# VOX® CONFERENCE TABLES

VISTA™ SHAPE (CLOSED)

Design Mark Müller

6" ACCESS BASE



Specify edge type; add the two letter code after the model number.



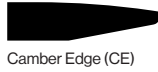
Facet Edge (FC)




Taper Edge (TE)



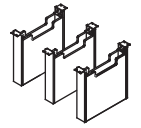
Flowform Edge (FF)  
5% upcharge  
laminare not available



Camber Edge (CE)  
5% upcharge  
laminare not available



No Trim



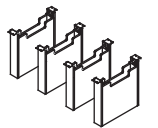
With Anodized Aluminum Trim

\* Based on a chair width of 25".

L" x D"	Sugg Seat Capacity	Top Finish	Top Sections	Model Number	Number of Bases-Size	3 Access Bases List Price	Model Number	Number of Bases-Size	3 Access Bases List Price
<b>180 38-54</b>	<b>11-13</b>	<b>Wood</b>	<b>3</b>	<b>66251/2</b>	<b>3-24</b>	<b>21,480</b>	<b>66252/2</b>	<b>3-24</b>	<b>21,620</b>
180 43-60	11-13	Wood	3	66261/2	3-28	23,140	66262/2	3-28	23,295
<b>180 48-66</b>	<b>11-13</b>	<b>Wood</b>	<b>3</b>	<b>66271/2</b>	<b>3-32</b>	<b>24,965</b>	<b>66272/2</b>	<b>3-32</b>	<b>25,095</b>
180 53-72	12-14	Wood	3	66281/2	3-36	26,825	66282/2	3-36	26,960
<b>180 58-78</b>	<b>12-14</b>	<b>Wood</b>	<b>3</b>	<b>66291/2</b>	<b>3-36</b>	<b>28,505</b>	<b>66292/2</b>	<b>3-36</b>	<b>28,645</b>
180 63-84	12-14	Wood	4	66301/2	3-40	30,255	66302/2	3-40	30,405
<b>192 38-54</b>	<b>11-13</b>	<b>Wood</b>	<b>4</b>	<b>66311/2</b>	<b>3-24</b>	<b>22,715</b>	<b>66312/2</b>	<b>3-24</b>	<b>22,870</b>
192 43-60	11-13	Wood	4	66321/2	3-28	24,685	66322/2	3-28	24,830
<b>192 48-66</b>	<b>11-13</b>	<b>Wood</b>	<b>4</b>	<b>66331/2</b>	<b>3-32</b>	<b>26,440</b>	<b>66332/2</b>	<b>3-32</b>	<b>26,595</b>
192 53-72	12-14	Wood	4	66341/2	3-36	28,430	66342/2	3-36	28,570
<b>192 58-78</b>	<b>12-14</b>	<b>Wood</b>	<b>4</b>	<b>66351/2</b>	<b>3-36</b>	<b>30,610</b>	<b>66352/2</b>	<b>3-36</b>	<b>30,735</b>
192 63-84	12-14	Wood	4	66361/2	3-40	32,130	66362/2	3-40	32,275
<b>204 38-54</b>	<b>13-15</b>	<b>Wood</b>	<b>4</b>	<b>66371/2</b>	<b>3-24</b>	<b>23,875</b>	<b>66372/2</b>	<b>3-24</b>	<b>24,020</b>
204 43-60	13-15	Wood	4	66381/2	3-28	25,765	66382/2	3-28	25,910
<b>204 48-66</b>	<b>13-15</b>	<b>Wood</b>	<b>4</b>	<b>66391/2</b>	<b>3-32</b>	<b>27,865</b>	<b>66392/2</b>	<b>3-32</b>	<b>28,005</b>
204 53-72	14-16	Wood	4	66401/2	3-36	30,000	66402/2	3-36	30,150
<b>204 58-78</b>	<b>14-16</b>	<b>Wood</b>	<b>4</b>	<b>66411/2</b>	<b>3-36</b>	<b>31,915</b>	<b>66412/2</b>	<b>3-36</b>	<b>32,060</b>
204 63-84	14-16	Wood	4	66421/2	3-40	33,915	66422/2	3-40	34,065
<b>216 38-54</b>	<b>13-15</b>	<b>Wood</b>	<b>4</b>	<b>66431/2</b>	<b>3-24</b>	<b>25,190</b>	<b>66432/2</b>	<b>3-24</b>	<b>25,325</b>
216 43-60	13-15	Wood	4	66441/2	3-28	27,435	66442/2	3-28	27,585
<b>216 48-66</b>	<b>13-15</b>	<b>Wood</b>	<b>4</b>	<b>66451/2</b>	<b>3-32</b>	<b>29,460</b>	<b>66452/2</b>	<b>3-32</b>	<b>29,590</b>
216 53-72	14-16	Wood	4	66461/2	3-36	31,685	66462/2	3-36	31,830
<b>216 58-78</b>	<b>14-16</b>	<b>Wood</b>	<b>4</b>	<b>66471/2</b>	<b>3-36</b>	<b>33,970</b>	<b>66472/2</b>	<b>3-36</b>	<b>34,115</b>
216 63-84	14-16	Wood	4	66481/2	3-40	35,340	66482/2	3-40	35,470



No Trim



With Anodized Aluminum Trim

\* Based on a chair width of 25".

L" x D"	Sugg Seat Capacity	Top Finish	Top Sections	Model Number	Number of Bases-Size	4 Access Bases List Price	Model Number	Number of Bases-Size	4 Access Bases List Price
<b>228 38-54</b>	<b>15-17</b>	<b>Wood</b>	<b>4</b>	<b>66491/2</b>	<b>4-24</b>	<b>27,735</b>	<b>66492/2</b>	<b>4-24</b>	<b>27,875</b>
228 43-60	15-17	Wood	4	66501/2	4-28	30,295	66502/2	4-28	30,440
<b>228 48-66</b>	<b>15-17</b>	<b>Wood</b>	<b>4</b>	<b>66511/2</b>	<b>4-32</b>	<b>32,445</b>	<b>66512/2</b>	<b>4-32</b>	<b>32,585</b>
228 53-72	16-18	Wood	4	66521/2	4-36	34,835	66522/2	4-36	34,980
<b>228 58-78</b>	<b>16-18</b>	<b>Wood</b>	<b>4</b>	<b>66531/2</b>	<b>4-36</b>	<b>37,140</b>	<b>66532/2</b>	<b>4-36</b>	<b>37,295</b>
228 63-84	16-18	Wood	4	66541/2	4-40	39,460	66542/2	4-40	39,610
<b>240 38-54</b>	<b>15-17</b>	<b>Wood</b>	<b>4</b>	<b>66551/2</b>	<b>4-24</b>	<b>29,305</b>	<b>66552/2</b>	<b>4-24</b>	<b>29,450</b>
240 43-60	15-17	Wood	4	66561/2	4-28	31,790	66562/2	4-28	31,920
<b>240 48-66</b>	<b>15-17</b>	<b>Wood</b>	<b>4</b>	<b>66571/2</b>	<b>4-32</b>	<b>34,095</b>	<b>66572/2</b>	<b>4-32</b>	<b>34,240</b>
240 53-72	16-18	Wood	4	66581/2	4-36	36,630	66582/2	4-36	36,780
<b>240 58-78</b>	<b>16-18</b>	<b>Wood</b>	<b>4</b>	<b>66591/2</b>	<b>4-36</b>	<b>39,070</b>	<b>66592/2</b>	<b>4-36</b>	<b>39,195</b>
240 63-84	16-18	Wood	4	66601/2	4-40	41,510	66602/2	4-40	41,650

All table sizes are available with Plastic Laminate top surfaces. To specify, select the desired table size and replace '/2' in the wood finish model number with '/5'.

# VOX® CONFERENCE TABLES

VISTA™ SHAPE (CLOSED)

Design Mark Müller

8" ACCESS BASE



Specify edge type; add the two letter code after the model number.



Facet Edge (FC)



Taper Edge (TE)

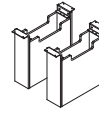


Flowform Edge (FF)  
5% upcharge  
laminates not available

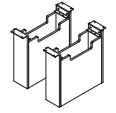


Camber Edge (CE)  
5% upcharge  
laminates not available

No Trim



With Anodized Aluminum Trim

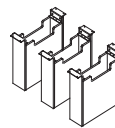


\* Based on a chair width of 25".

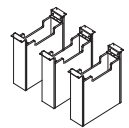
L" x D"	Sugg Seat Capacity	Top Finish	Top Sections	Model Number	Number of Bases-Size	2 Access Bases List Price	Model Number	Number of Bases-Size	2 Access Bases List Price
84 x 33-48	5-7	Wood	1	66013/2	2-19	8,975	66014/2	2-19	9,110
84 x 33-48	5-7	P-Lam	1	66013/5	2-19	7,695	66014/5	2-19	7,845
84 x 38-54	5-7	Wood	1	66023/2	2-24	9,755	66024/2	2-24	9,900
84 x 38-54	5-7	P-Lam	1	66023/5	2-24	8,325	66024/5	2-24	8,470
96 x 33-48	5-7	Wood	1	66033/2	2-19	9,755	66034/2	2-19	9,900
96 x 33-48	5-7	P-Lam	1	66033/5	2-19	8,295	66034/5	2-19	8,430
96 x 38-54	5-7	Wood	1	66043/2	2-24	10,725	66044/2	2-24	10,860
96 x 38-54	5-7	P-Lam	1	66043/5	2-24	9,070	66044/5	2-24	9,210
96 x 43-60	5-7	Wood	1	66053/2	2-28	11,580	66054/2	2-28	11,725
96 x 43-60	5-7	P-Lam	1	66053/5	2-28	9,720	66054/5	2-28	9,865
108 x 38-54	7-9	Wood	2	66063/2	2-24	11,725	66064/2	2-24	11,860
108 x 38-54	7-9	P-Lam	2	66063/5	2-24	9,825	66064/5	2-24	9,960
108 x 43-60	7-9	Wood	2	66073/2	2-28	12,670	66074/2	2-28	12,820
108 x 43-60	7-9	P-Lam	2	66073/5	2-28	10,580	66074/5	2-28	10,730
120 x 38-54	7-9	Wood	2	66083/2	2-24	13,595	66084/2	2-24	13,725
120 x 38-54	7-9	P-Lam	2	66083/5	2-24	11,500	66084/5	2-24	11,635
120 x 43-60	7-9	Wood	2	66093/2	2-28	14,770	66094/2	2-28	14,925
120 x 43-60	7-9	P-Lam	2	66093/5	2-28	12,430	66094/5	2-28	12,570
132 x 38-54	7-9	Wood	2	66103/2	2-24	14,700	66104/2	2-24	14,850
132 x 38-54	7-9	P-Lam	2	66103/5	2-24	12,380	66104/5	2-24	12,525
132 x 43-60	7-9	Wood	2	66113/2	2-28	16,020	66114/2	2-28	16,150
132 x 43-60	7-9	P-Lam	2	66113/5	2-28	13,400	66114/5	2-28	13,535
132 x 48-66	7-9	Wood	3	66123/2	2-32	17,160	66124/2	2-32	17,295
132 x 48-66	7-9	P-Lam	3	66123/5	2-32	14,290	66124/5	2-32	14,435

These models are constructed without support rails - bases are attached directly to tops.

No Trim



With Anodized Aluminum Trim



\* Based on a chair width of 25".

L" x D"	Sugg Seat Capacity	Top Finish	Top Sections	Model Number	Number of Bases-Size	3 Access Bases List Price	Model Number	Number of Bases-Size	3 Access Bases List Price
144 x 38-54	9-11	Wood	2	66133/2	3-24	17,370	66134/2	3-24	17,510
144 x 38-54	9-11	P-Lam	2	66133/5	3-24	14,800	66134/5	3-24	14,955
144 x 43-60	9-11	Wood	2	66143/2	3-28	18,820	66144/2	3-28	18,955
144 x 43-60	9-11	P-Lam	2	66153/5	3-28	15,915	66154/5	3-28	16,060
144 x 48-66	9-11	Wood	3	66163/2	3-32	20,080	66164/2	3-32	20,210
144 x 48-66	9-11	P-Lam	3	66173/5	3-32	16,920	66174/5	3-32	17,055
156 x 43-60	9-11	Wood	2	66183/2	3-28	20,020	66184/2	3-28	20,155
156 x 43-60	9-11	P-Lam	2	66193/5	3-28	16,870	66194/5	3-28	17,020
156 x 48-66	9-11	Wood	3	66203/2	3-32	21,380	66204/2	3-32	21,540
156 x 48-66	9-11	P-Lam	3	66213/5	3-32	17,930	66214/5	3-32	18,080
168 x 43-60	11-13	Wood	2	66223/2	3-28	22,635	66224/2	3-28	22,755
168 x 43-60	11-13	P-Lam	2	66233/5	3-28	18,510	66234/5	3-28	18,655
168 x 48-66	11-13	Wood	3	66243/2	3-32	23,570	66244/2	3-32	23,705

All table sizes are available with Plastic Laminate top surfaces. To specify, select the desired table size and replace /2' in the wood finish model number with /5'.

# VOX® CONFERENCE TABLES

VISTA™ SHAPE (CLOSED)

Design Mark Müller

8" ACCESS BASE



Specify edge type; add the two letter code after the model number.



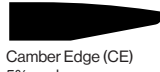
Facet Edge (FC)



Taper Edge (TE)

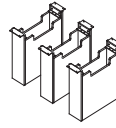


Flowform Edge (FF)  
5% upcharge  
laminates not available

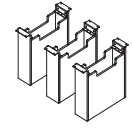


Camber Edge (CE)  
5% upcharge  
laminates not available

No Trim



With Anodized Aluminum Trim



\* Based on a chair width of 25".

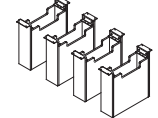
L" x D"	Sugg Seat Capacity	Top Finish	Top Sections	Model Number	Number of Bases-Size	3 Access Bases List Price	Model Number	Number of Bases-Size	3 Access Bases List Price
<b>180 38-54</b>	<b>11-13</b>	<b>Wood</b>	<b>3</b>	<b>66253/2</b>	<b>3-24</b>	<b>21,480</b>	<b>66254/2</b>	<b>3-24</b>	<b>21,620</b>
180 43-60	11-13	Wood	3	66263/2	3-28	23,140	66264/2	3-28	23,295
<b>180 48-66</b>	<b>11-13</b>	<b>Wood</b>	<b>3</b>	<b>66273/2</b>	<b>3-32</b>	<b>24,965</b>	<b>66274/2</b>	<b>3-32</b>	<b>25,095</b>
180 53-72	12-14	Wood	3	66283/2	3-36	26,825	66284/2	3-36	26,960
<b>180 58-78</b>	<b>12-14</b>	<b>Wood</b>	<b>3</b>	<b>66293/2</b>	<b>3-36</b>	<b>28,505</b>	<b>66294/2</b>	<b>3-36</b>	<b>28,645</b>
180 63-84	12-14	Wood	4	66303/2	3-40	30,255	66304/2	3-40	30,405
<b>192 38-54</b>	<b>11-13</b>	<b>Wood</b>	<b>4</b>	<b>66313/2</b>	<b>3-24</b>	<b>22,715</b>	<b>66314/2</b>	<b>3-24</b>	<b>22,870</b>
192 43-60	11-13	Wood	4	66323/2	3-28	24,685	66324/2	3-28	24,830
<b>192 48-66</b>	<b>11-13</b>	<b>Wood</b>	<b>4</b>	<b>66333/2</b>	<b>3-32</b>	<b>26,440</b>	<b>66334/2</b>	<b>3-32</b>	<b>26,595</b>
192 53-72	12-14	Wood	4	66343/2	3-36	28,430	66344/2	3-36	28,570
<b>192 58-78</b>	<b>12-14</b>	<b>Wood</b>	<b>4</b>	<b>66353/2</b>	<b>3-36</b>	<b>30,610</b>	<b>66354/2</b>	<b>3-36</b>	<b>30,735</b>
192 63-84	12-14	Wood	4	66363/2	3-40	32,130	66364/2	3-40	32,275
<b>204 38-54</b>	<b>13-15</b>	<b>Wood</b>	<b>4</b>	<b>66373/2</b>	<b>3-24</b>	<b>23,875</b>	<b>66374/2</b>	<b>3-24</b>	<b>24,020</b>
204 43-60	13-15	Wood	4	66383/2	3-28	25,765	66384/2	3-28	25,910
<b>204 48-66</b>	<b>13-15</b>	<b>Wood</b>	<b>4</b>	<b>66393/2</b>	<b>3-32</b>	<b>27,865</b>	<b>66394/2</b>	<b>3-32</b>	<b>28,005</b>
204 53-72	14-16	Wood	4	66403/2	3-36	30,000	66404/2	3-36	30,150
<b>204 58-78</b>	<b>14-16</b>	<b>Wood</b>	<b>4</b>	<b>66413/2</b>	<b>3-36</b>	<b>31,915</b>	<b>66414/2</b>	<b>3-36</b>	<b>32,060</b>
204 63-84	14-16	Wood	4	66423/2	3-40	33,915	66424/2	3-40	34,065
<b>216 38-54</b>	<b>13-15</b>	<b>Wood</b>	<b>4</b>	<b>66433/2</b>	<b>3-24</b>	<b>25,190</b>	<b>66434/2</b>	<b>3-24</b>	<b>25,325</b>
216 43-60	13-15	Wood	4	66443/2	3-28	27,435	66444/2	3-28	27,585
<b>216 48-66</b>	<b>13-15</b>	<b>Wood</b>	<b>4</b>	<b>66453/2</b>	<b>3-32</b>	<b>29,460</b>	<b>66454/2</b>	<b>3-32</b>	<b>29,590</b>
216 53-72	14-16	Wood	4	66463/2	3-36	31,685	66464/2	3-36	31,830
<b>216 58-78</b>	<b>14-16</b>	<b>Wood</b>	<b>4</b>	<b>66473/2</b>	<b>3-36</b>	<b>33,970</b>	<b>66474/2</b>	<b>3-36</b>	<b>34,115</b>
216 63-84	14-16	Wood	4	66483/2	3-40	35,340	66484/2	3-40	35,470

\* Based on a chair width of 25".

No Trim



With Anodized Aluminum Trim



L" x D"	Sugg Seat Capacity	Top Finish	Top Sections	Model Number	Number of Bases-Size	4 Access Bases List Price	Model Number	Number of Bases-Size	4 Access Bases List Price
<b>228 38-54</b>	<b>15-17</b>	<b>Wood</b>	<b>4</b>	<b>66493/2</b>	<b>4-24</b>	<b>27,735</b>	<b>66494/2</b>	<b>4-24</b>	<b>27,875</b>
228 43-60	15-17	Wood	4	66503/2	4-28	30,295	66504/2	4-28	30,440
<b>228 48-66</b>	<b>15-17</b>	<b>Wood</b>	<b>4</b>	<b>66513/2</b>	<b>4-32</b>	<b>32,445</b>	<b>66514/2</b>	<b>4-32</b>	<b>32,585</b>
228 53-72	16-18	Wood	4	66523/2	4-36	34,835	66524/2	4-36	34,980
<b>228 58-78</b>	<b>16-18</b>	<b>Wood</b>	<b>4</b>	<b>66533/2</b>	<b>4-36</b>	<b>37,140</b>	<b>66534/2</b>	<b>4-36</b>	<b>37,295</b>
228 63-84	16-18	Wood	4	66543/2	4-40	39,460	66544/2	4-40	39,610
<b>240 38-54</b>	<b>15-17</b>	<b>Wood</b>	<b>4</b>	<b>66553/2</b>	<b>4-24</b>	<b>29,305</b>	<b>66554/2</b>	<b>4-24</b>	<b>29,450</b>
240 43-60	15-17	Wood	4	66563/2	4-28	31,790	66564/2	4-28	31,920
<b>240 48-66</b>	<b>15-17</b>	<b>Wood</b>	<b>4</b>	<b>66573/2</b>	<b>4-32</b>	<b>34,095</b>	<b>66574/2</b>	<b>4-32</b>	<b>34,240</b>
240 53-72	16-18	Wood	4	66583/2	4-36	36,630	66584/2	4-36	36,780
<b>240 58-78</b>	<b>16-18</b>	<b>Wood</b>	<b>4</b>	<b>66593/2</b>	<b>4-36</b>	<b>39,070</b>	<b>66594/2</b>	<b>4-36</b>	<b>39,195</b>
240 63-84	16-18	Wood	4	66603/2	4-40	41,510	66604/2	4-40	41,650

All table sizes are available with Plastic Laminate top surfaces. To specify, select the desired table size and replace '2' in the wood finish model number with '5'.

# VOX® CONFERENCE TABLES

SQUARE SHAPE Design Mark Müller

QUAD BASE



ACCESS BASE



TAPER LEGS



Specify edge type; add the two letter code after the model number.



Facet Edge (FC)



Taper Edge (TE)

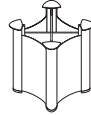


Flowform Edge (FF)  
5% upcharge  
laminated not available



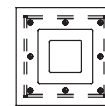
Camber Edge (CE)  
5% upcharge  
laminated not available

Anodized Aluminum Base Ends

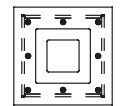


Single Square Access Base

No Trim



With Anodized Aluminum Trim



\* Based on a chair width of 25".

L" x D"	Sugg Seat Capacity	Top Finish	Top Sections	Model Number	Base Size"	Quad Base List Price	Model Number	Access Base List Price	Model Number	Access Base List Price
<b>42 x 42</b>	<b>2-4</b>	<b>Wood</b>	<b>1</b>	<b>22816/2</b>	<b>26</b>	<b>4,840</b>	<b>65111/2</b>	<b>5,325</b>	<b>65112/2</b>	<b>5,475</b>
42 x 42	2-4	P-Lam	1	22816/5	26	4,280	65111/5	4,790	65112/5	4,925
<b>48 x 48</b>	<b>2-4</b>	<b>Wood</b>	<b>1</b>	<b>22817/2</b>	<b>26</b>	<b>5,615</b>	<b>65121/2</b>	<b>6,080</b>	<b>65122/2</b>	<b>6,225</b>
48 x 48	2-4	P-Lam	1	22817/5	26	4,840	65121/5	5,325	65122/5	5,475
<b>54 x 54</b>	<b>4-6</b>	<b>Wood</b>	<b>1</b>	<b>22818/2</b>	<b>30</b>	<b>6,850</b>	<b>65131/2</b>	<b>7,265</b>	<b>65132/2</b>	<b>7,415</b>
54 x 54	4-6	P-Lam	1	22818/5	30	5,870	65131/5	6,325	65132/5	6,470
<b>60 x 60</b>	<b>6-8</b>	<b>Wood</b>	<b>1</b>	<b>22819/2</b>	<b>36</b>	<b>9,175</b>	<b>65141/2</b>	<b>9,535</b>	<b>65142/2</b>	<b>9,680</b>
60 x 60	6-8	P-Lam	1	22819/5	36	7,905	65141/5	8,315	65142/5	8,450
<b>66 x 66</b>	<b>6-8</b>	<b>Wood</b>	<b>2</b>	<b>22820/2</b>	<b>42</b>	<b>10,580</b>	<b>65151/2</b>	<b>10,910</b>	<b>65152/2</b>	<b>11,050</b>
66 x 66	6-8	P-Lam	2	22820/5	42	9,085	65151/5	9,450	65152/5	9,585
<b>72 x 72</b>	<b>6-8</b>	<b>Wood</b>	<b>2</b>	<b>22821/2</b>	<b>48</b>	<b>12,270</b>	<b>65161/2</b>	<b>12,550</b>	<b>65162/2</b>	<b>12,680</b>
72 x 72	6-8	P-Lam	2	22821/5	48	10,440	65161/5	10,765	65162/5	10,905
<b>78 x 78</b>	<b>8-10</b>	<b>Wood</b>	<b>2</b>	<b>22822/2</b>	<b>48</b>	<b>13,640</b>	<b>65171/2</b>	<b>13,875</b>	<b>65172/2</b>	<b>14,030</b>
78 x 78	8-10	P-Lam	2	22822/5	48	11,505	65171/5	11,795	65172/5	11,945
<b>84 x 84</b>	<b>8-10</b>	<b>Wood</b>	<b>2</b>	<b>22823/2</b>	<b>54</b>	<b>15,365</b>	<b>65181/2</b>	<b>15,550</b>	<b>65182/2</b>	<b>15,680</b>
84 x 84	8-10	P-Lam	2	22823/5	54	12,840	65181/5	13,100	65182/5	13,245
<b>90 x 90</b>	<b>8-10</b>	<b>Wood</b>	<b>2</b>	<b>22824/2</b>	<b>60</b>	<b>17,450</b>	<b>65191/2</b>	<b>17,570</b>	<b>65192/2</b>	<b>17,705</b>
90 x 90	8-10	P-Lam	2	22824/5	60	14,555	65191/5	14,765	65192/5	14,920
<b>96 x 96</b>	<b>10-12</b>	<b>Wood</b>	<b>2</b>	<b>22825/2</b>	<b>66</b>	<b>19,670</b>	<b>65201/2</b>	<b>19,725</b>	<b>65202/2</b>	<b>19,875</b>
96 x 96	10-12	P-Lam	2	22825/5	66	16,310	65201/5	16,465	65202/5	16,605

42" and 48" Square and Round shape tables, with a Quad base, do not have a removable panel. The table is placed on its side for installing and removing cabling and wire management. Quad base & Taper leg dimensions are shown as overall base diameter; Access base dimension is for one side of base.

Metallic Silver Paint



Mirror-Polished



\* Based on a chair width of 25".

L" x D"	Sugg Seat Capacity	Top Finish	Top Sections	Model Number	Base Size"	Taper Base List Price	Model Number	Base Size"	Taper Base List Price
<b>42 x 42</b>	<b>2-4</b>	<b>Wood</b>	<b>1</b>	<b>54601/2</b>	<b>26</b>	<b>5,635</b>	<b>52201/2</b>	<b>26</b>	<b>7,025</b>
42 x 42	2-4	P-Lam	1	54601/5	26	5,060	52201/5	26	6,445
<b>48 x 48</b>	<b>2-4</b>	<b>Wood</b>	<b>1</b>	<b>54602/2</b>	<b>26</b>	<b>6,430</b>	<b>52202/2</b>	<b>26</b>	<b>7,840</b>
48 x 48	2-4	P-Lam	1	54602/5	26	5,680	52202/5	26	7,080
<b>54 x 54</b>	<b>4-6</b>	<b>Wood</b>	<b>1</b>	<b>54603/2</b>	<b>30</b>	<b>7,575</b>	<b>52203/2</b>	<b>30</b>	<b>8,945</b>
54 x 54	4-6	P-Lam	1	54603/5	30	6,565	52203/5	30	7,935
<b>60 x 60</b>	<b>6-8</b>	<b>Wood</b>	<b>1</b>	<b>54604/2</b>	<b>36</b>	<b>8,795</b>	<b>52204/2</b>	<b>36</b>	<b>10,170</b>
60 x 60	6-8	P-Lam	1	54604/5	36	7,520	52204/5	36	8,905
<b>66 x 66</b>	<b>6-8</b>	<b>Wood</b>	<b>2</b>	<b>54605/2</b>	<b>42</b>	<b>10,000</b>	<b>52205/2</b>	<b>42</b>	<b>11,390</b>
66 x 66	6-8	P-Lam	2	54605/5	42	8,475	52205/5	42	9,885
<b>72 x 72</b>	<b>6-8</b>	<b>Wood</b>	<b>2</b>	<b>54606/2</b>	<b>48</b>	<b>11,490</b>	<b>52206/2</b>	<b>48</b>	<b>12,890</b>
72 x 72	6-8	P-Lam	2	54606/5	48	9,670	52206/5	48	11,055
<b>78 x 78</b>	<b>8-10</b>	<b>Wood</b>	<b>2</b>	<b>54607/2</b>	<b>48</b>	<b>12,880</b>	<b>52207/2</b>	<b>48</b>	<b>14,270</b>
78 x 78	8-10	P-Lam	2	54607/5	48	10,735	52207/5	48	12,120
<b>84 x 84</b>	<b>8-10</b>	<b>Wood</b>	<b>2</b>	<b>54608/2</b>	<b>54</b>	<b>14,465</b>	<b>52208/2</b>	<b>54</b>	<b>15,845</b>
84 x 84	8-10	P-Lam	2	54608/5	54	11,955	52208/5	54	13,220
<b>90 x 90</b>	<b>8-10</b>	<b>Wood</b>	<b>2</b>	<b>54609/2</b>	<b>60</b>	<b>16,340</b>	<b>52209/2</b>	<b>60</b>	<b>17,735</b>
90 x 90	8-10	P-Lam	2	54609/5	60	13,440	52209/5	60	14,820
<b>96 x 96</b>	<b>10-12</b>	<b>Wood</b>	<b>2</b>	<b>54610/2</b>	<b>66</b>	<b>18,270</b>	<b>52210/2</b>	<b>66</b>	<b>19,665</b>
96 x 96	10-12	P-Lam	2	54610/5	66	14,910	52210/5	66	16,305

# VOX® CONFERENCE TABLES

ROUND SHAPE

Design Mark Müller

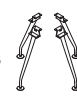
QUAD BASE



ACCESS BASE



TAPER LEGS



Specify edge type; add the two letter code after the model number.



Facet Edge (FC)



Taper Edge (TE)

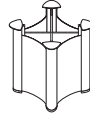


Flowform Edge (FF)  
5% upcharge  
laminated not available



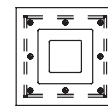
Camber Edge (CE)  
5% upcharge  
laminated not available

Anodized Aluminum Base Ends

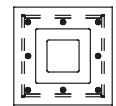


Single Square Access Base

No Trim



With Anodized Aluminum Trim



\* Based on a chair width of 25".

L" x D"	Sugg Seat Capacity	Top Finish	Top Sections	Model Number	Base Size'	Quad Base List Price	Model Number	Access Base List Price	Model Number	Access Base List Price
<b>42 dia.</b>	<b>3 - 5</b>	<b>Wood</b>	<b>1</b>	<b>22802/2</b>	<b>26</b>	<b>4,965</b>	<b>65211/2</b>	<b>5,455</b>	<b>65212/2</b>	<b>5,590</b>
42 dia.	3 - 5	P-Lam	1	22802/5	26	4,360	65211/5	4,865	65212/5	5,010
<b>48 dia.</b>	<b>3 - 5</b>	<b>Wood</b>	<b>1</b>	<b>22803/2</b>	<b>26</b>	<b>5,755</b>	<b>65221/2</b>	<b>6,225</b>	<b>65222/2</b>	<b>6,355</b>
48 dia.	3 - 5	P-Lam	1	22803/5	26	4,965	65221/5	5,455	65222/5	5,590
<b>54 dia.</b>	<b>4 - 6</b>	<b>Wood</b>	<b>1</b>	<b>22804/2</b>	<b>30</b>	<b>7,055</b>	<b>65231/2</b>	<b>7,485</b>	<b>65232/2</b>	<b>7,635</b>
54 dia.	4 - 6	P-Lam	1	22804/5	30	6,025	65231/5	6,495	65232/5	6,630
<b>60 dia.</b>	<b>5 - 7</b>	<b>Wood</b>	<b>1</b>	<b>22805/2</b>	<b>36</b>	<b>9,440</b>	<b>65241/2</b>	<b>9,795</b>	<b>65242/2</b>	<b>9,940</b>
60 dia.	5 - 7	P-Lam	1	22805/5	36	8,120	65241/5	8,520	65242/5	8,655
<b>66 dia.</b>	<b>5 - 7</b>	<b>Wood</b>	<b>2</b>	<b>22806/2</b>	<b>42</b>	<b>10,910</b>	<b>65251/2</b>	<b>11,225</b>	<b>65252/2</b>	<b>11,375</b>
66 dia.	5 - 7	P-Lam	2	22806/5	42	9,330	65251/5	9,695	65252/5	9,835
<b>72 dia.</b>	<b>6 - 8</b>	<b>Wood</b>	<b>2</b>	<b>22807/2</b>	<b>48</b>	<b>12,665</b>	<b>65261/2</b>	<b>12,930</b>	<b>65262/2</b>	<b>13,065</b>
72 dia.	6 - 8	P-Lam	2	22807/5	48	10,755	65261/5	11,080	65262/5	11,215
<b>78 dia.</b>	<b>7 - 9</b>	<b>Wood</b>	<b>2</b>	<b>22808/2</b>	<b>48</b>	<b>14,125</b>	<b>65271/2</b>	<b>14,330</b>	<b>65272/2</b>	<b>14,490</b>
78 dia.	7 - 9	P-Lam	2	22808/5	48	11,860	65271/5	12,150	65272/5	12,300
<b>84 dia.</b>	<b>8 - 10</b>	<b>Wood</b>	<b>2</b>	<b>22809/2</b>	<b>54</b>	<b>15,910</b>	<b>65281/2</b>	<b>16,085</b>	<b>65282/2</b>	<b>16,230</b>
84 dia.	8 - 10	P-Lam	2	22809/5	54	13,280	65281/5	13,525	65282/5	13,665
<b>90 dia.</b>	<b>8 - 10</b>	<b>Wood</b>	<b>2</b>	<b>22810/2</b>	<b>60</b>	<b>18,100</b>	<b>65291/2</b>	<b>18,210</b>	<b>65292/2</b>	<b>18,340</b>
90 dia.	8 - 10	P-Lam	2	22810/5	60	15,045	65291/5	15,240	65292/5	15,385
<b>96 dia.</b>	<b>9 - 11</b>	<b>Wood</b>	<b>2</b>	<b>22811/2</b>	<b>66</b>	<b>20,390</b>	<b>65301/2</b>	<b>20,420</b>	<b>65302/2</b>	<b>20,565</b>
96 dia.	9 - 11	P-Lam	2	22811/5	66	16,855	65301/5	17,000	65302/5	17,140

42" and 48" Square and Round shape tables, with a Quad base, do not have a removable panel. The table is placed on its side for installing and removing cabling and wire management. Quad base & Taper leg dimensions are shown as overall base diameter; Access base dimension is for one side of base.

Metallic Silver Paint



Mirror-Polished



\* Based on a chair width of 25".

L" x D"	Sugg Seat Capacity	Top Finish	Top Sections	Model Number	Base Size'	Taper Base List Price	Model Number	Base Size"	Taper Base List Price
<b>42 dia.</b>	<b>3 - 5</b>	<b>Wood</b>	<b>1</b>	<b>54701/2</b>	<b>26</b>	<b>5,755</b>	<b>52401/2</b>	<b>26</b>	<b>7,155</b>
42 dia.	3 - 5	P-Lam	1	54701/5	26	5,155	52401/5	26	6,550
<b>48 dia.</b>	<b>3 - 5</b>	<b>Wood</b>	<b>1</b>	<b>54702/2</b>	<b>26</b>	<b>6,600</b>	<b>52402/2</b>	<b>26</b>	<b>7,975</b>
48 dia.	3 - 5	P-Lam	1	54702/5	26	5,805	52402/5	26	7,200
<b>54 dia.</b>	<b>4 - 6</b>	<b>Wood</b>	<b>1</b>	<b>54703/2</b>	<b>30</b>	<b>7,780</b>	<b>52403/2</b>	<b>30</b>	<b>9,135</b>
54 dia.	4 - 6	P-Lam	1	54703/5	30	6,745	52403/5	30	8,120
<b>60 dia.</b>	<b>5 - 7</b>	<b>Wood</b>	<b>1</b>	<b>54704/2</b>	<b>36</b>	<b>9,070</b>	<b>52404/2</b>	<b>36</b>	<b>10,440</b>
60 dia.	5 - 7	P-Lam	1	54704/5	36	7,730	52404/5	36	9,115
<b>66 dia.</b>	<b>5 - 7</b>	<b>Wood</b>	<b>2</b>	<b>54705/2</b>	<b>42</b>	<b>10,325</b>	<b>52405/2</b>	<b>42</b>	<b>11,725</b>
66 dia.	5 - 7	P-Lam	2	54705/5	42	8,735	52405/5	42	10,135
<b>72 dia.</b>	<b>6 - 8</b>	<b>Wood</b>	<b>2</b>	<b>54706/2</b>	<b>48</b>	<b>11,895</b>	<b>52406/2</b>	<b>48</b>	<b>13,285</b>
72 dia.	6 - 8	P-Lam	2	54706/5	48	9,970	52406/5	48	11,360
<b>78 dia.</b>	<b>7 - 9</b>	<b>Wood</b>	<b>2</b>	<b>54707/2</b>	<b>48</b>	<b>13,355</b>	<b>52407/2</b>	<b>48</b>	<b>14,740</b>
78 dia.	7 - 9	P-Lam	2	54707/5	48	11,105	52407/5	48	12,485
<b>84 dia.</b>	<b>8 - 10</b>	<b>Wood</b>	<b>2</b>	<b>54708/2</b>	<b>54</b>	<b>15,005</b>	<b>52408/2</b>	<b>54</b>	<b>16,395</b>
84 dia.	8 - 10	P-Lam	2	54708/5	54	12,380	52408/5	54	13,755
<b>90 dia.</b>	<b>8 - 10</b>	<b>Wood</b>	<b>2</b>	<b>54709/2</b>	<b>60</b>	<b>17,000</b>	<b>52409/2</b>	<b>60</b>	<b>18,385</b>
90 dia.	8 - 10	P-Lam	2	54709/5	60	13,925	52409/5	60	15,320
<b>96 dia.</b>	<b>9 - 11</b>	<b>Wood</b>	<b>2</b>	<b>54710/2</b>	<b>66</b>	<b>19,000</b>	<b>52410/2</b>	<b>66</b>	<b>20,370</b>
96 dia.	9 - 11	P-Lam	2	54710/5	66	15,450	52410/5	66	16,840

### Access BASE

The Vox® Access Base has removable exterior panels that conveniently conceal cables. The overall footprint of the base provides a significant area at floor level to conceal cabling, core drills or floor monuments.

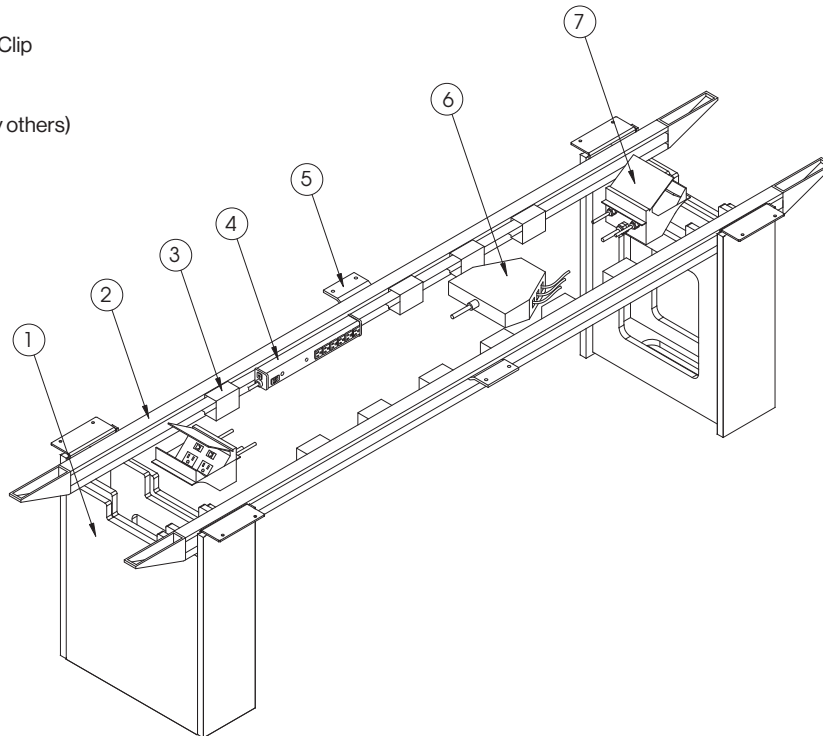
Bases come in a variety of sizes, which are noted beside the model numbers of the Vox® Tables. Specific dimensions and interior clearances for each base style and size are shown on pages 17-21.

Once cabling has been routed through the base to the underside of the top, it can be channeled and secured with Wire Management "U" Clips (supplied) which can be positioned along the length of the rail support system. Wire Management Strips are also provided, which can be adhered to the underside of the top as required.

When including a quantity of Vox® Forums to be hard-wired on site, the electrician should allow for one J-Box per Forum on the underside of the top to complete site-wiring.

Voice and data cabling can also be consolidated by mounting a Data Hub (provided by others) to the underside of the table.

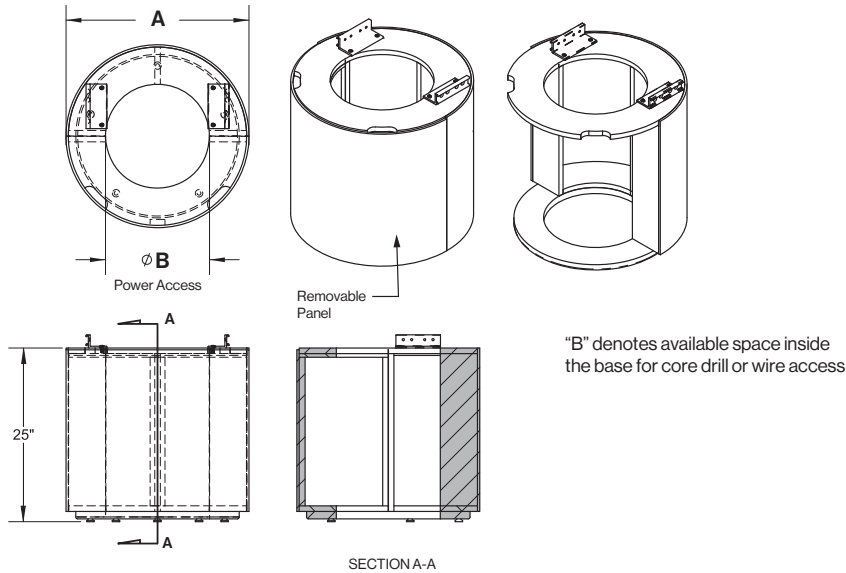
1. Access Base
2. Support Rail
3. Wire Management U-Clip
4. Surge Protector
5. Rail to Top Bracelet
6. Data Hub (supplied by others)
7. Vox® Forum



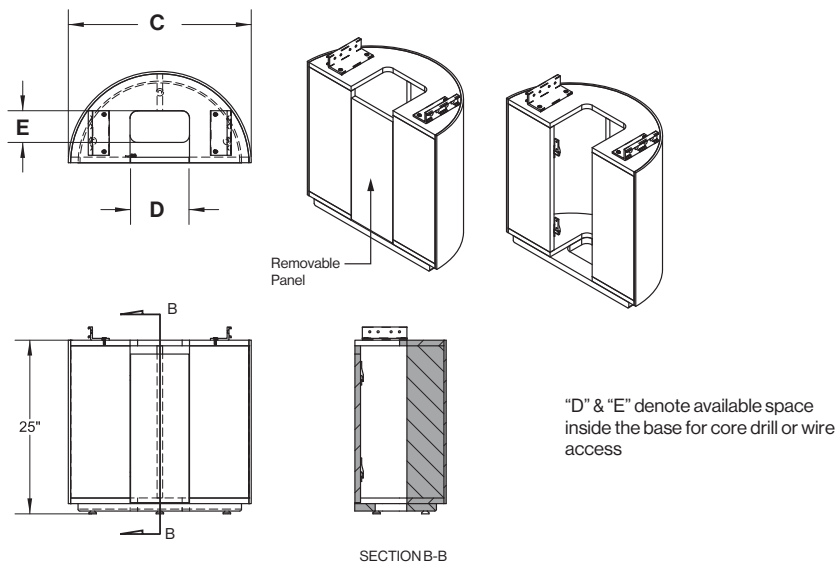
# VOX® DRUM BASE INTERIOR CLEARANCES

**Drum Full and Half Bases** - These bases provide ample capacity for storing cabling inside the leg, and concealing core drills or floor mounted receptacles. It is possible to position a floor monument directly under a Full or Half Drum base. Refer to the interior clearance dimensions of each base listed. Bases consist of skinned plywood frames and feature wiring access panels that can be removed without tools. Drum bases are available in wood veneer or plastic laminate surfaces and all interior surfaces are satin black. Detailed drawings for all standard Vox tables, including base locations, can be downloaded from [www.nienkamper.com](http://www.nienkamper.com)

Description	A- Full Drum Base Diameter"	B- Interior Clearance Diameter"	Height"
FULL DRUM BASE PLAN VIEW	24 <sup>5</sup> / <sub>8</sub>	14	25
	30 <sup>1</sup> / <sub>2</sub>	18	25

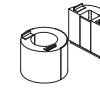


Description	Half Drum Base C"	Interior Clearance D"	Interior Clearance E"	Height"
HALF DRUM BASE PLAN VIEW	24 <sup>5</sup> / <sub>8</sub>	8	4 <sup>1</sup> / <sub>4</sub>	25
	30 <sup>1</sup> / <sub>2</sub>	10	5 <sup>1</sup> / <sub>4</sub>	25



# VOX® DRUM BASE CONFERENCE

RECTANGLE SHAPE Design Nienkämper



Specify edge type; add the two letter code after the model number.



Facet Edge (FC)



Taper Edge (TE)



Flowform Edge (FF)  
5% upcharge  
laminates not available

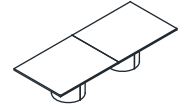


Camber Edge (CE)  
5% upcharge  
laminates not available

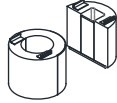


Exposed Plywood  
Self Edge (SE-P)  
Self Edge (SE)

All Rectangular shape table sizes available with optional 6" radius "Soft" corner (must be specified at time of order)



## DRUM BASE 1 Full & 1 Half Base 29" Table Height



## DRUM BASE 2 Half Bases 29" Table Height



L" x D"	Top Finish	Top Sections	Model Number	List Price
<b>96 x 48</b>	<b>Wood</b>	<b>1</b>	<b>49203/2RT</b>	<b>10,850</b>
96 x 48	P-Lam	1	49203/5RT	9,170
<b>108 x 48</b>	<b>Wood</b>	<b>2</b>	<b>49204/2RT</b>	<b>11,740</b>
108 x 48	P-Lam	2	49204/5RT	9,825
<b>120 x 48</b>	<b>Wood</b>	<b>2</b>	<b>49205/2RT</b>	<b>13,645</b>
120 x 48	P-Lam	2	49205/5RT	11,525
<b>120 x 54</b>	<b>Wood</b>	<b>2</b>	<b>49219/2RT</b>	<b>15,135</b>
120 x 54	P-Lam	2	49219/5RT	12,865
<b>132 x 48</b>	<b>Wood</b>	<b>2</b>	<b>49206/2RT</b>	<b>14,880</b>
132 x 48	P-Lam	2	49206/5RT	12,655
<b>132 x 54</b>	<b>Wood</b>	<b>2</b>	<b>49220/2RT</b>	<b>16,380</b>
132 x 54	P-Lam	2	49220/5RT	13,930
<b>144 x 48</b>	<b>Wood</b>	<b>2</b>	<b>49207/2RT</b>	<b>17,445</b>
144 x 48	P-Lam	2	49207/5RT	14,830
<b>144 x 54</b>	<b>Wood</b>	<b>2</b>	<b>49221/2RT</b>	<b>18,900</b>
144 x 54	P-Lam	2	49221/5RT	16,065
<b>144 x 60</b>	<b>Wood</b>	<b>2</b>	<b>49235/2RT</b>	<b>20,325</b>
144 x 60	P-Lam	2	49235/5RT	17,280

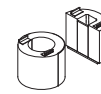
L" x D"	Top Finish	Top Sections	Model Number	List Price
<b>96 x 48</b>	<b>Wood</b>	<b>1</b>	<b>49203/2RTH</b>	<b>10,850</b>
96 x 48	P-Lam	1	49203/5RTH	9,170
<b>108 x 48</b>	<b>Wood</b>	<b>2</b>	<b>49204/2RTH</b>	<b>11,740</b>
108 x 48	P-Lam	2	49204/5RTH	9,825
<b>120 x 48</b>	<b>Wood</b>	<b>2</b>	<b>49205/2RTH</b>	<b>13,645</b>
120 x 48	P-Lam	2	49205/5RTH	11,525
<b>120 x 54</b>	<b>Wood</b>	<b>2</b>	<b>49219/2RTH</b>	<b>15,135</b>
120 x 54	P-Lam	2	49219/5RTH	12,865
<b>132 x 48</b>	<b>Wood</b>	<b>2</b>	<b>49206/2RTH</b>	<b>14,880</b>
132 x 48	P-Lam	2	49206/5RTH	12,655
<b>132 x 54</b>	<b>Wood</b>	<b>2</b>	<b>49220/2RTH</b>	<b>16,380</b>
132 x 54	P-Lam	2	49220/5RTH	13,930
<b>144 x 48</b>	<b>Wood</b>	<b>2</b>	<b>49207/2RTH</b>	<b>17,445</b>
144 x 48	P-Lam	2	49207/5RTH	14,830
<b>144 x 54</b>	<b>Wood</b>	<b>2</b>	<b>49221/2RTH</b>	<b>18,900</b>
144 x 54	P-Lam	2	49221/5RTH	16,065
<b>144 x 60</b>	<b>Wood</b>	<b>2</b>	<b>49235/2RTH</b>	<b>20,325</b>
144 x 60	P-Lam	2	49235/5RTH	17,280

MDL# 49204/5RT



# VOX® DRUM BASE CONFERENCE


RECTANGLE SHAPE Design Nienkämper



Specify edge type; add the two letter code after the model number.



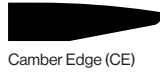
Facet Edge (FC)



Taper Edge (TE)



Flowform Edge (FF)  
5% upcharge  
laminated not available

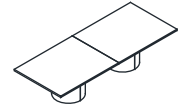


Camber Edge (CE)  
5% upcharge  
laminated not available



Exposed Plywood  
Self Edge (SE-P)  
Self Edge (SE)

All Rectangular shape table sizes available with optional 6" radius "Soft" corner (must be specified at time of order)



## DRUM BASE 1 Full & 2 Half Bases 29" Table Height



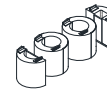
## DRUM BASE 1 Full & 2 Half Bases 29" Table Height



L" x D"	Top Finish	Top Sections	Model Number	List Price
<b>156 48</b>	<b>Wood</b>	<b>2</b>	<b>49208/2RT</b>	<b>18,630</b>
156 48	P-Lam	2	49208/5RT	15,840
<b>156 54</b>	<b>Wood</b>	<b>2</b>	<b>49222/2RT</b>	<b>20,255</b>
156 54	P-Lam	2	49222/5RT	17,215
<b>156 60</b>	<b>Wood</b>	<b>2</b>	<b>49236/2RT</b>	<b>21,830</b>
156 60	P-Lam	2	49236/5RT	18,560
<b>156 66</b>	<b>Wood</b>	<b>2</b>	<b>49250/2RT</b>	<b>23,570</b>
156 66	P-Lam	2	49250/5RT	20,035
<b>168 48</b>	<b>Wood</b>	<b>2</b>	<b>49209/2RT</b>	<b>20,770</b>
168 48	P-Lam	2	49209/5RT	17,660
<b>168 54</b>	<b>Wood</b>	<b>2</b>	<b>49223/2RT</b>	<b>22,540</b>
168 54	P-Lam	2	49223/5RT	19,160
<b>168 60</b>	<b>Wood</b>	<b>2</b>	<b>49237/2RT</b>	<b>24,295</b>
168 60	P-Lam	2	49237/5RT	20,655
<b>168 66</b>	<b>Wood</b>	<b>2</b>	<b>49251/2RT</b>	<b>26,180</b>
168 66	P-Lam	2	49251/5RT	22,250
<b>180 48</b>	<b>Wood</b>	<b>3</b>	<b>49210/2RT</b>	<b>21,745</b>
180 48	P-Lam	3	49210/5RT	18,480
<b>180 54</b>	<b>Wood</b>	<b>3</b>	<b>49224/2RT</b>	<b>23,650</b>
180 54	P-Lam	3	49224/5RT	20,105
<b>180 60</b>	<b>Wood</b>	<b>3</b>	<b>49238/2RT</b>	<b>21,670</b>
180 60	P-Lam	3	49238/5RT	18,425
<b>180 66</b>	<b>Wood</b>	<b>3</b>	<b>49252/2RT</b>	<b>27,510</b>
180 66	P-Lam	3	49252/5RT	23,390
<b>180 72</b>	<b>Wood</b>	<b>3</b>	<b>49266/2RT</b>	<b>29,435</b>
180 72	P-Lam	3	49266/5RT	25,025
<b>192 54</b>	<b>Wood</b>	<b>4</b>	<b>49225/2RT</b>	<b>25,375</b>
192 54	P-Lam	4	49225/5RT	21,570
<b>192 60</b>	<b>Wood</b>	<b>4</b>	<b>49239/2RT</b>	<b>27,430</b>
192 60	P-Lam	4	49239/5RT	23,320
<b>192 66</b>	<b>Wood</b>	<b>4</b>	<b>49253/2RT</b>	<b>29,640</b>
192 66	P-Lam	4	49253/5RT	25,195
<b>192 72</b>	<b>Wood</b>	<b>4</b>	<b>49267/2RT</b>	<b>31,735</b>
192 72	P-Lam	4	49267/5RT	26,975
<b>204 54</b>	<b>Wood</b>	<b>4</b>	<b>49226/2RT</b>	<b>26,490</b>
204 54	P-Lam	4	49226/5RT	22,520
<b>204 60</b>	<b>Wood</b>	<b>4</b>	<b>49240/2RT</b>	<b>28,645</b>
204 60	P-Lam	4	49240/5RT	24,350
<b>204 66</b>	<b>Wood</b>	<b>4</b>	<b>49254/2RT</b>	<b>30,975</b>
204 66	P-Lam	4	49254/5RT	26,335

L" x D"	Top Finish	Top Sections	Model Number	List Price
<b>204 72</b>	<b>Wood</b>	<b>4</b>	<b>49268/2RT</b>	<b>33,220</b>
204 72	P-Lam	4	49268/5RT	28,240
<b>204 78</b>	<b>Wood</b>	<b>4</b>	<b>49282/2RT</b>	<b>35,415</b>
204 78	P-Lam	4	49282/5RT	30,100
<b>216 54</b>	<b>Wood</b>	<b>4</b>	<b>49201/2RT</b>	<b>28,415</b>
216 54	P-Lam	4	49201/5RT	24,160
<b>216 60</b>	<b>Wood</b>	<b>4</b>	<b>49202/2RT</b>	<b>30,750</b>
216 60	P-Lam	4	49202/5RT	26,145
<b>216 66</b>	<b>Wood</b>	<b>4</b>	<b>49211/2RT</b>	<b>33,275</b>
216 66	P-Lam	4	49211/5RT	28,290
<b>216 72</b>	<b>Wood</b>	<b>4</b>	<b>49212/2RT</b>	<b>35,720</b>
216 72	P-Lam	4	49212/5RT	30,370
<b>216 78</b>	<b>Wood</b>	<b>4</b>	<b>49213/2RT</b>	<b>38,110</b>
216 78	P-Lam	4	49213/5RT	32,400

## DRUM BASE 2 Full & 2 Half Bases 29" Table Height

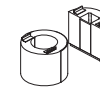


L" x D"	Top Finish	Top Sections	Model Number	List Price
<b>228 54</b>	<b>Wood</b>	<b>4</b>	<b>49227/2RT</b>	<b>31,405</b>
228 54	P-Lam	4	49227/5RT	26,700
<b>228 60</b>	<b>Wood</b>	<b>4</b>	<b>49241/2RT</b>	<b>33,975</b>
228 60	P-Lam	4	49241/5RT	28,875
<b>228 66</b>	<b>Wood</b>	<b>4</b>	<b>49255/2RT</b>	<b>37,455</b>
228 66	P-Lam	4	49255/5RT	31,840
<b>228 72</b>	<b>Wood</b>	<b>4</b>	<b>49269/2RT</b>	<b>39,330</b>
228 72	P-Lam	4	49269/5RT	33,435
<b>228 78</b>	<b>Wood</b>	<b>4</b>	<b>49283/2RT</b>	<b>41,935</b>
228 78	P-Lam	4	49283/5RT	35,650
<b>240 54</b>	<b>Wood</b>	<b>4</b>	<b>49228/2RT</b>	<b>33,165</b>
240 54	P-Lam	4	49228/5RT	28,195
<b>240 60</b>	<b>Wood</b>	<b>4</b>	<b>49242/2RT</b>	<b>35,910</b>
240 60	P-Lam	4	49242/5RT	30,525
<b>240 66</b>	<b>Wood</b>	<b>4</b>	<b>49256/2RT</b>	<b>38,775</b>
240 66	P-Lam	4	49256/5RT	32,960
<b>240 72</b>	<b>Wood</b>	<b>4</b>	<b>49270/2RT</b>	<b>41,620</b>
240 72	P-Lam	4	49270/5RT	35,375
<b>240 78</b>	<b>Wood</b>	<b>4</b>	<b>49284/2RT</b>	<b>44,450</b>
240 78	P-Lam	4	49284/5RT	37,780

# VOX® DRUM BASE CONFERENCE

BOAT SHAPE

Design Nienkämper



Specify edge type; add the two letter code after the model number.



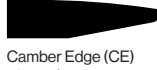
Facet Edge (FC)



Taper Edge (TE)



Flowform Edge (FF)  
5% upcharge  
laminates not available

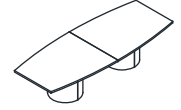


Camber Edge (CE)  
5% upcharge  
laminates not available

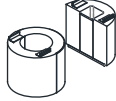


Exposed Plywood  
Self Edge (SE-P)  
Self Edge (SE)

All Boat shape table sizes available with optional 6" radius  
"Soft" corner (must be specified at time of order)



## DRUM BASE 1 Full & 1 Half Base 29" Table Height



## DRUM BASE 2 Half Bases 29" Table Height



L" x D"	Top Finish	Top Sections	Model Number	List Price
<b>96 48</b>	<b>Wood</b>	<b>1</b>	<b>49203/2BT</b>	<b>11,090</b>
96 48	P-Lam	1	49203/5BT	9,315
<b>108 48</b>	<b>Wood</b>	<b>2</b>	<b>49204/2BT</b>	<b>12,005</b>
108 48	P-Lam	2	49204/5BT	10,025
<b>120 48</b>	<b>Wood</b>	<b>2</b>	<b>49205/2BT</b>	<b>13,925</b>
120 48	P-Lam	2	49205/5BT	11,735
<b>120 54</b>	<b>Wood</b>	<b>2</b>	<b>49219/2BT</b>	<b>15,450</b>
120 54	P-Lam	2	49219/5BT	13,135
<b>132 48</b>	<b>Wood</b>	<b>2</b>	<b>49206/2BT</b>	<b>15,210</b>
132 48	P-Lam	2	49206/5BT	12,940
<b>132 54</b>	<b>Wood</b>	<b>2</b>	<b>49220/2BT</b>	<b>16,725</b>
132 54	P-Lam	2	49220/5BT	14,220
<b>144 48</b>	<b>Wood</b>	<b>2</b>	<b>49207/2BT</b>	<b>17,800</b>
144 48	P-Lam	2	49207/5BT	15,135
<b>144 54</b>	<b>Wood</b>	<b>2</b>	<b>49221/2BT</b>	<b>19,305</b>
144 54	P-Lam	2	49221/5BT	16,410
<b>144 60</b>	<b>Wood</b>	<b>2</b>	<b>49235/2BT</b>	<b>20,765</b>
144 60	P-Lam	2	49235/5BT	17,660

L" x D"	Top Finish	Top Sections	Model Number	List Price
<b>96 48</b>	<b>Wood</b>	<b>1</b>	<b>49203/2BTH</b>	<b>11,090</b>
96 48	P-Lam	1	49203/5BTH	9,315
<b>108 48</b>	<b>Wood</b>	<b>2</b>	<b>49204/2BTH</b>	<b>12,005</b>
108 48	P-Lam	2	49204/5BTH	10,025
<b>120 48</b>	<b>Wood</b>	<b>2</b>	<b>49205/2BTH</b>	<b>13,925</b>
120 48	P-Lam	2	49205/5BTH	11,735
<b>120 54</b>	<b>Wood</b>	<b>2</b>	<b>49219/2BTH</b>	<b>15,450</b>
120 54	P-Lam	2	49219/5BTH	13,135
<b>132 48</b>	<b>Wood</b>	<b>2</b>	<b>49206/2BTH</b>	<b>15,210</b>
132 48	P-Lam	2	49206/5BTH	12,940
<b>132 54</b>	<b>Wood</b>	<b>2</b>	<b>49220/2BTH</b>	<b>16,725</b>
132 54	P-Lam	2	49220/5BTH	14,220
<b>144 48</b>	<b>Wood</b>	<b>2</b>	<b>49207/2BTH</b>	<b>17,800</b>
144 48	P-Lam	2	49207/5BTH	15,135
<b>144 54</b>	<b>Wood</b>	<b>2</b>	<b>49221/2BTH</b>	<b>19,305</b>
144 54	P-Lam	2	49221/5BTH	16,410
<b>144 60</b>	<b>Wood</b>	<b>2</b>	<b>49235/2BTH</b>	<b>20,765</b>
144 60	P-Lam	2	49235/5BTH	17,660

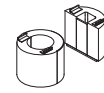
MDL# 49204/5RT



# VOX® DRUM BASE CONFERENCE

BOAT SHAPE

Design Nienkämper



All Boat shape table sizes available with optional 6" radius "Soft" corner (must be specified at time of order)

Specify edge type; add the two letter code after the model number.



Facet Edge (FC)



Taper Edge (TE)



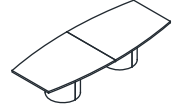
Flowform Edge (FF)  
5% upcharge  
laminare not available



Camber Edge (CE)  
5% upcharge  
laminare not available



Exposed Plywood  
Self Edge (SE-P)  
Self Edge (SE)



## DRUM BASE 1 Full & 2 Half Bases 29" Table Height



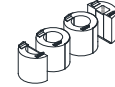
## DRUM BASE 1 Full & 2 Half Bases 29" Table Height



L" x D"	Top Finish	Top Sections	Model Number	List Price
<b>156 48</b>	<b>Wood</b>	<b>2</b>	<b>49208/2BT</b>	<b>18,990</b>
156 48	P-Lam	2	49208/5BT	16,145
<b>156 54</b>	<b>Wood</b>	<b>2</b>	<b>49222/2BT</b>	<b>20,680</b>
156 54	P-Lam	2	49222/5BT	17,585
<b>156 60</b>	<b>Wood</b>	<b>2</b>	<b>49236/2BT</b>	<b>22,305</b>
156 60	P-Lam	2	49236/5BT	18,960
<b>156 66</b>	<b>Wood</b>	<b>2</b>	<b>49250/2BT</b>	<b>24,085</b>
156 66	P-Lam	2	49250/5BT	20,470
<b>168 48</b>	<b>Wood</b>	<b>2</b>	<b>49209/2BT</b>	<b>21,180</b>
168 48	P-Lam	2	49209/5BT	18,005
<b>168 54</b>	<b>Wood</b>	<b>2</b>	<b>49223/2BT</b>	<b>23,020</b>
168 54	P-Lam	2	49223/5BT	19,570
<b>168 60</b>	<b>Wood</b>	<b>2</b>	<b>49237/2BT</b>	<b>24,805</b>
168 60	P-Lam	2	49237/5BT	21,090
<b>168 66</b>	<b>Wood</b>	<b>2</b>	<b>49251/2BT</b>	<b>26,735</b>
168 66	P-Lam	2	49251/5BT	22,730
<b>180 48</b>	<b>Wood</b>	<b>3</b>	<b>49210/2BT</b>	<b>22,190</b>
180 48	P-Lam	3	49210/5BT	18,865
<b>180 54</b>	<b>Wood</b>	<b>3</b>	<b>49224/2BT</b>	<b>24,120</b>
180 54	P-Lam	3	49224/5BT	20,505
<b>180 60</b>	<b>Wood</b>	<b>3</b>	<b>49238/2BT</b>	<b>26,035</b>
180 60	P-Lam	3	49238/5BT	22,130
<b>180 66</b>	<b>Wood</b>	<b>3</b>	<b>49252/2BT</b>	<b>28,105</b>
180 66	P-Lam	3	49252/5BT	23,895
<b>180 72</b>	<b>Wood</b>	<b>3</b>	<b>49266/2BT</b>	<b>30,080</b>
180 72	P-Lam	3	49266/5BT	25,570
<b>192 54</b>	<b>Wood</b>	<b>4</b>	<b>49225/2BT</b>	<b>25,950</b>
192 54	P-Lam	4	49225/5BT	22,065
<b>192 60</b>	<b>Wood</b>	<b>4</b>	<b>49239/2BT</b>	<b>28,050</b>
192 60	P-Lam	4	49239/5BT	23,845
<b>192 66</b>	<b>Wood</b>	<b>4</b>	<b>49253/2BT</b>	<b>30,310</b>
192 66	P-Lam	4	49253/5BT	25,770
<b>192 72</b>	<b>Wood</b>	<b>4</b>	<b>49267/2BT</b>	<b>32,465</b>
192 72	P-Lam	4	49267/5BT	27,595
<b>204 54</b>	<b>Wood</b>	<b>4</b>	<b>49226/2BT</b>	<b>27,065</b>
204 54	P-Lam	4	49226/5BT	23,010
<b>204 60</b>	<b>Wood</b>	<b>4</b>	<b>49240/2BT</b>	<b>29,290</b>
204 60	P-Lam	4	49240/5BT	24,905
<b>204 66</b>	<b>Wood</b>	<b>4</b>	<b>49254/2BT</b>	<b>31,695</b>
204 66	P-Lam	4	49254/5BT	26,945

L" x D"	Top Finish	Top Sections	Model Number	List Price
<b>204 72</b>	<b>Wood</b>	<b>4</b>	<b>49268/2BT</b>	<b>33,985</b>
204 72	P-Lam	4	49268/5BT	28,890
<b>204 78</b>	<b>Wood</b>	<b>4</b>	<b>49282/2BT</b>	<b>36,255</b>
204 78	P-Lam	4	49282/5BT	30,820
<b>216 54</b>	<b>Wood</b>	<b>4</b>	<b>49201/2BT</b>	<b>29,050</b>
216 54	P-Lam	4	49201/5BT	24,695
<b>216 60</b>	<b>Wood</b>	<b>4</b>	<b>49202/2BT</b>	<b>31,470</b>
216 60	P-Lam	4	49202/5BT	26,750
<b>216 66</b>	<b>Wood</b>	<b>4</b>	<b>49211/2BT</b>	<b>34,080</b>
216 66	P-Lam	4	49211/5BT	28,965
<b>216 72</b>	<b>Wood</b>	<b>4</b>	<b>49212/2BT</b>	<b>36,555</b>
216 72	P-Lam	4	49212/5BT	31,070
<b>216 78</b>	<b>Wood</b>	<b>4</b>	<b>49213/2BT</b>	<b>39,055</b>
216 78	P-Lam	4	49213/5BT	33,205

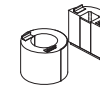
## DRUM BASE 2 Full & 2 Half Bases 29" Table Height



L" x D"	Top Finish	Top Sections	Model Number	List Price
<b>228 54</b>	<b>Wood</b>	<b>4</b>	<b>49227/2BT</b>	<b>32,070</b>
228 54	P-Lam	4	49227/5BT	27,265
<b>228 60</b>	<b>Wood</b>	<b>4</b>	<b>49241/2BT</b>	<b>34,715</b>
228 60	P-Lam	4	49241/5BT	29,515
<b>228 66</b>	<b>Wood</b>	<b>4</b>	<b>49255/2BT</b>	<b>38,290</b>
228 66	P-Lam	4	49255/5BT	32,550
<b>228 72</b>	<b>Wood</b>	<b>4</b>	<b>49269/2BT</b>	<b>40,240</b>
228 72	P-Lam	4	49269/5BT	34,210
<b>228 78</b>	<b>Wood</b>	<b>4</b>	<b>49283/2BT</b>	<b>42,930</b>
228 78	P-Lam	4	49283/5BT	36,490
<b>240 54</b>	<b>Wood</b>	<b>4</b>	<b>49228/2BT</b>	<b>33,905</b>
240 54	P-Lam	4	49228/5BT	28,825
<b>240 60</b>	<b>Wood</b>	<b>4</b>	<b>49242/2BT</b>	<b>36,715</b>
240 60	P-Lam	4	49242/5BT	31,215
<b>240 66</b>	<b>Wood</b>	<b>4</b>	<b>49256/2BT</b>	<b>39,660</b>
240 66	P-Lam	4	49256/5BT	33,715
<b>240 72</b>	<b>Wood</b>	<b>4</b>	<b>49270/2BT</b>	<b>42,615</b>
240 72	P-Lam	4	49270/5BT	36,225
<b>240 78</b>	<b>Wood</b>	<b>4</b>	<b>49284/2BT</b>	<b>45,520</b>
240 78	P-Lam	4	49284/5BT	38,695

# VOX® DRUM BASE CONFERENCE

RACETRACK SHAPE Design Nienkämper



Specify edge type; add the two letter code after the model number.



Facet Edge (FC)



Taper Edge (TE)



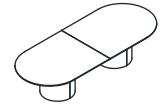
Flowform Edge (FF)  
5% upcharge  
laminates not available



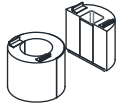
Camber Edge (CE)  
5% upcharge  
laminates not available



Exposed Plywood  
Self Edge (SE-P)  
Self Edge (SE)



## DRUM BASE 1 Full & 1 Half Base 29" Table Height



## DRUM BASE 2 Half Bases 29" Table Height



L" x D"	Top Finish	Top Sections	Model Number	List Price
<b>96 x 48</b>	<b>Wood</b>	<b>1</b>	<b>49203/2RK</b>	<b>11,455</b>
96 x 48	P-Lam	1	49203/5RK	9,590
<b>108 x 48</b>	<b>Wood</b>	<b>2</b>	<b>49204/2RK</b>	<b>12,420</b>
108 x 48	P-Lam	2	49204/5RK	10,330
<b>120 x 48</b>	<b>Wood</b>	<b>2</b>	<b>49205/2RK</b>	<b>14,405</b>
120 x 48	P-Lam	2	49205/5RK	12,095
<b>120 x 54</b>	<b>Wood</b>	<b>2</b>	<b>49219/2RK</b>	<b>15,975</b>
120 x 54	P-Lam	2	49219/5RK	13,585
<b>132 x 48</b>	<b>Wood</b>	<b>2</b>	<b>49206/2RK</b>	<b>15,730</b>
132 x 48	P-Lam	2	49206/5RK	13,380
<b>132 x 54</b>	<b>Wood</b>	<b>2</b>	<b>49220/2RK</b>	<b>17,300</b>
132 x 54	P-Lam	2	49220/5RK	14,715
<b>144 x 48</b>	<b>Wood</b>	<b>2</b>	<b>49207/2RK</b>	<b>18,340</b>
144 x 48	P-Lam	2	49207/5RK	15,595
<b>144 x 54</b>	<b>Wood</b>	<b>2</b>	<b>49221/2RK</b>	<b>19,930</b>
144 x 54	P-Lam	2	49221/5RK	16,945
<b>144 x 60</b>	<b>Wood</b>	<b>2</b>	<b>49235/2RK</b>	<b>21,465</b>
144 x 60	P-Lam	2	49235/5RK	18,250

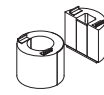
L" x D"	Top Finish	Top Sections	Model Number	List Price
<b>96 x 48</b>	<b>Wood</b>	<b>1</b>	<b>49203/2RKH</b>	<b>11,455</b>
96 x 48	P-Lam	1	49203/5RKH	9,590
<b>108 x 48</b>	<b>Wood</b>	<b>2</b>	<b>49204/2RKH</b>	<b>12,420</b>
108 x 48	P-Lam	2	49204/5RKH	10,330
<b>120 x 48</b>	<b>Wood</b>	<b>2</b>	<b>49205/2RKH</b>	<b>14,405</b>
120 x 48	P-Lam	2	49205/5RKH	12,095
<b>120 x 54</b>	<b>Wood</b>	<b>2</b>	<b>49219/2RKH</b>	<b>15,975</b>
120 x 54	P-Lam	2	49219/5RKH	13,585
<b>132 x 48</b>	<b>Wood</b>	<b>2</b>	<b>49206/2RKH</b>	<b>15,730</b>
132 x 48	P-Lam	2	49206/5RKH	13,380
<b>132 x 54</b>	<b>Wood</b>	<b>2</b>	<b>49220/2RKH</b>	<b>17,300</b>
132 x 54	P-Lam	2	49220/5RKH	14,715
<b>144 x 48</b>	<b>Wood</b>	<b>2</b>	<b>49207/2RKH</b>	<b>18,340</b>
144 x 48	P-Lam	2	49207/5RKH	15,595
<b>144 x 54</b>	<b>Wood</b>	<b>2</b>	<b>49221/2RKH</b>	<b>19,930</b>
144 x 54	P-Lam	2	49221/5RKH	16,945
<b>144 x 60</b>	<b>Wood</b>	<b>2</b>	<b>49235/2RKH</b>	<b>21,465</b>
144 x 60	P-Lam	2	49235/5RKH	18,250

MDL# 49204/5RT



# VOX® DRUM BASE CONFERENCE

RACETRACK SHAPE Design Nienkämper



Specify edge type; add the two letter code after the model number.



Facet Edge (FC)



Taper Edge (TE)



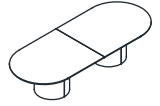
Flowform Edge (FF)  
5% upcharge  
laminates not available



Camber Edge (CE)  
5% upcharge  
laminates not available



Exposed Plywood  
Self Edge (SE-P)  
Self Edge (SE)



## DRUM BASE 1 Full & 2 Half Bases 29" Table Height



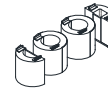
L" x D"	Top Finish	Top Sections	Model Number	List Price
<b>156 48</b>	<b>Wood</b>	<b>2</b>	<b>49208/2RK</b>	<b>19,645</b>
156 48	P-Lam	2	49208/5RK	16,695
<b>156 54</b>	<b>Wood</b>	<b>2</b>	<b>49222/2RK</b>	<b>21,380</b>
156 54	P-Lam	2	49222/5RK	18,180
<b>156 60</b>	<b>Wood</b>	<b>2</b>	<b>49236/2RK</b>	<b>23,085</b>
156 60	P-Lam	2	49236/5RK	19,620
<b>156 66</b>	<b>Wood</b>	<b>2</b>	<b>49250/2RK</b>	<b>24,955</b>
156 66	P-Lam	2	49250/5RK	21,220
<b>168 48</b>	<b>Wood</b>	<b>2</b>	<b>49209/2RK</b>	<b>21,880</b>
168 48	P-Lam	2	49209/5RK	18,600
<b>168 54</b>	<b>Wood</b>	<b>2</b>	<b>49223/2RK</b>	<b>23,800</b>
168 54	P-Lam	2	49223/5RK	20,235
<b>168 60</b>	<b>Wood</b>	<b>2</b>	<b>49237/2RK</b>	<b>25,685</b>
168 60	P-Lam	2	49237/5RK	21,840
<b>168 66</b>	<b>Wood</b>	<b>2</b>	<b>49251/2RK</b>	<b>27,700</b>
168 66	P-Lam	2	49251/5RK	23,550
<b>180 48</b>	<b>Wood</b>	<b>3</b>	<b>49210/2RK</b>	<b>22,915</b>
180 48	P-Lam	3	49210/5RK	19,480
<b>180 54</b>	<b>Wood</b>	<b>3</b>	<b>49224/2RK</b>	<b>24,965</b>
180 54	P-Lam	3	49224/5RK	21,225
<b>180 60</b>	<b>Wood</b>	<b>3</b>	<b>49238/2RK</b>	<b>26,975</b>
180 60	P-Lam	3	49238/5RK	22,935
<b>180 66</b>	<b>Wood</b>	<b>3</b>	<b>49252/2RK</b>	<b>29,140</b>
180 66	P-Lam	3	49252/5RK	24,770
<b>180 72</b>	<b>Wood</b>	<b>3</b>	<b>49266/2RK</b>	<b>31,215</b>
180 72	P-Lam	3	49266/5RK	26,530
<b>192 54</b>	<b>Wood</b>	<b>4</b>	<b>49225/2RK</b>	<b>26,850</b>
192 54	P-Lam	4	49225/5RK	22,825
<b>192 60</b>	<b>Wood</b>	<b>4</b>	<b>49239/2RK</b>	<b>29,050</b>
192 60	P-Lam	4	49239/5RK	24,695
<b>192 66</b>	<b>Wood</b>	<b>4</b>	<b>49253/2RK</b>	<b>31,425</b>
192 66	P-Lam	4	49253/5RK	26,715
<b>192 72</b>	<b>Wood</b>	<b>4</b>	<b>49267/2RK</b>	<b>33,675</b>
192 72	P-Lam	4	49267/5RK	28,665
<b>204 54</b>	<b>Wood</b>	<b>4</b>	<b>49226/2RK</b>	<b>28,055</b>
204 54	P-Lam	4	49226/5RK	23,850
<b>204 60</b>	<b>Wood</b>	<b>4</b>	<b>49240/2RK</b>	<b>30,385</b>
204 60	P-Lam	4	49240/5RK	25,830
<b>204 66</b>	<b>Wood</b>	<b>4</b>	<b>49254/2RK</b>	<b>32,880</b>
204 66	P-Lam	4	49254/5RK	27,950

## DRUM BASE 1 Full & 2 Half Bases 29" Table Height



L" x D"	Top Finish	Top Sections	Model Number	List Price
<b>204 72</b>	<b>Wood</b>	<b>4</b>	<b>49268/2RK</b>	<b>35,275</b>
204 72	P-Lam	4	49268/5RK	29,990
<b>204 78</b>	<b>Wood</b>	<b>4</b>	<b>49282/2RK</b>	<b>37,680</b>
204 78	P-Lam	4	49282/5RK	32,035
<b>216 54</b>	<b>Wood</b>	<b>4</b>	<b>49201/2RK</b>	<b>30,125</b>
216 54	P-Lam	4	49201/5RK	25,610
<b>216 60</b>	<b>Wood</b>	<b>4</b>	<b>49202/2RK</b>	<b>32,675</b>
216 60	P-Lam	4	49202/5RK	27,775
<b>216 66</b>	<b>Wood</b>	<b>4</b>	<b>49211/2RK</b>	<b>35,370</b>
216 66	P-Lam	4	49211/5RK	30,070
<b>216 72</b>	<b>Wood</b>	<b>4</b>	<b>49212/2RK</b>	<b>37,995</b>
216 72	P-Lam	4	49212/5RK	32,300
<b>216 78</b>	<b>Wood</b>	<b>4</b>	<b>49213/2RK</b>	<b>40,570</b>
216 78	P-Lam	4	49213/5RK	34,490

## DRUM BASE 2 Full & 2 Half Bases 29" Table Height



L" x D"	Top Finish	Top Sections	Model Number	List Price
<b>228 54</b>	<b>Wood</b>	<b>4</b>	<b>49227/2RK</b>	<b>33,220</b>
228 54	P-Lam	4	49227/5RK	28,240
<b>228 60</b>	<b>Wood</b>	<b>4</b>	<b>49241/2RK</b>	<b>35,980</b>
228 60	P-Lam	4	49241/5RK	30,590
<b>228 66</b>	<b>Wood</b>	<b>4</b>	<b>49255/2RK</b>	<b>39,750</b>
228 66	P-Lam	4	49255/5RK	33,790
<b>228 72</b>	<b>Wood</b>	<b>4</b>	<b>49269/2RK</b>	<b>41,740</b>
228 72	P-Lam	4	49269/5RK	35,480
<b>228 78</b>	<b>Wood</b>	<b>4</b>	<b>49283/2RK</b>	<b>44,545</b>
228 78	P-Lam	4	49283/5RK	37,865
<b>240 54</b>	<b>Wood</b>	<b>4</b>	<b>49228/2RK</b>	<b>35,120</b>
240 54	P-Lam	4	49228/5RK	29,855
<b>240 60</b>	<b>Wood</b>	<b>4</b>	<b>49242/2RK</b>	<b>38,080</b>
240 60	P-Lam	4	49242/5RK	32,370
<b>240 66</b>	<b>Wood</b>	<b>4</b>	<b>49256/2RK</b>	<b>41,155</b>
240 66	P-Lam	4	49256/5RK	34,990
<b>240 72</b>	<b>Wood</b>	<b>4</b>	<b>49270/2RK</b>	<b>44,225</b>
240 72	P-Lam	4	49270/5RK	37,585
<b>240 78</b>	<b>Wood</b>	<b>4</b>	<b>49284/2RK</b>	<b>47,270</b>
240 78	P-Lam	4	49284/5RK	40,180

# VOX® DRUM BASE CONFERENCE

SUPER ELLIPSE SHAPE

Design Nienkämper




Specify edge type; add the two letter code after the model number.



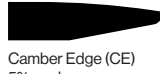
Facet Edge (FC)



Taper Edge (TE)



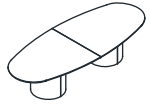
Flowform Edge (FF)  
5% upcharge  
laminates not available



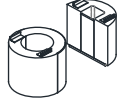
Camber Edge (CE)  
5% upcharge  
laminates not available



Exposed Plywood  
Self Edge (SE-P)  
Self Edge (SE)



## DRUM BASE 1 Full & 1 Half Base 29" Table Height



## DRUM BASE 2 Half Bases 29" Table Height



L" x D"	Top Finish	Top Sections	Model Number	List Price
<b>96 x 48</b>	<b>Wood</b>	<b>1</b>	<b>49203/2SE</b>	<b>11,740</b>
96 x 48	P-Lam	1	49203/5SE	9,825
<b>108 x 48</b>	<b>Wood</b>	<b>2</b>	<b>49204/2SE</b>	<b>12,740</b>
108 x 48	P-Lam	2	49204/5SE	10,580
<b>120 x 48</b>	<b>Wood</b>	<b>2</b>	<b>49205/2SE</b>	<b>14,760</b>
120 x 48	P-Lam	2	49205/5SE	12,365
<b>120 x 54</b>	<b>Wood</b>	<b>2</b>	<b>49219/2SE</b>	<b>16,390</b>
120 x 54	P-Lam	2	49219/5SE	13,935
<b>132 x 48</b>	<b>Wood</b>	<b>2</b>	<b>49206/2SE</b>	<b>16,145</b>
132 x 48	P-Lam	2	49206/5SE	13,725
<b>132 x 54</b>	<b>Wood</b>	<b>2</b>	<b>49220/2SE</b>	<b>17,780</b>
132 x 54	P-Lam	2	49220/5SE	15,115
<b>144 x 48</b>	<b>Wood</b>	<b>2</b>	<b>49207/2SE</b>	<b>18,805</b>
144 x 48	P-Lam	2	49207/5SE	15,985
<b>144 x 54</b>	<b>Wood</b>	<b>2</b>	<b>49221/2SE</b>	<b>20,450</b>
144 x 54	P-Lam	2	49221/5SE	17,385
<b>144 x 60</b>	<b>Wood</b>	<b>2</b>	<b>49235/2SE</b>	<b>22,030</b>
144 x 60	P-Lam	2	49235/5SE	18,730

L" x D"	Top Finish	Top Sections	Model Number	List Price
<b>96 x 48</b>	<b>Wood</b>	<b>1</b>	<b>49203/2SEH</b>	<b>11,740</b>
96 x 48	P-Lam	1	49203/5SEH	9,825
<b>108 x 48</b>	<b>Wood</b>	<b>2</b>	<b>49204/2SEH</b>	<b>12,740</b>
108 x 48	P-Lam	2	49204/5SEH	10,580
<b>120 x 48</b>	<b>Wood</b>	<b>2</b>	<b>49205/2SEH</b>	<b>14,760</b>
120 x 48	P-Lam	2	49205/5SEH	12,365
<b>120 x 54</b>	<b>Wood</b>	<b>2</b>	<b>49219/2SEH</b>	<b>16,390</b>
120 x 54	P-Lam	2	49219/5SEH	13,935
<b>132 x 48</b>	<b>Wood</b>	<b>2</b>	<b>49206/2SEH</b>	<b>16,145</b>
132 x 48	P-Lam	2	49206/5SEH	13,725
<b>132 x 54</b>	<b>Wood</b>	<b>2</b>	<b>49220/2SEH</b>	<b>17,780</b>
132 x 54	P-Lam	2	49220/5SEH	15,115
<b>144 x 48</b>	<b>Wood</b>	<b>2</b>	<b>49207/2SEH</b>	<b>18,805</b>
144 x 48	P-Lam	2	49207/5SEH	15,985
<b>144 x 54</b>	<b>Wood</b>	<b>2</b>	<b>49221/2SEH</b>	<b>20,450</b>
144 x 54	P-Lam	2	49221/5SEH	17,385
<b>144 x 60</b>	<b>Wood</b>	<b>2</b>	<b>49235/2SEH</b>	<b>22,030</b>
144 x 60	P-Lam	2	49235/5SEH	18,730

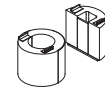
MDL# 49204/5RT



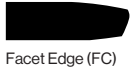
# VOX® DRUM BASE CONFERENCE

SUPER ELLIPSE SHAPE

Design Nienkämper




Specify edge type; add the two letter code after the model number.



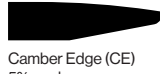
Facet Edge (FC)



Taper Edge (TE)



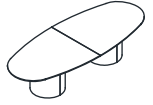
Flowform Edge (FF)  
5% upcharge  
laminates not available



Camber Edge (CE)  
5% upcharge  
laminates not available



Exposed Plywood  
Self Edge (SE-P)  
Self Edge (SE)



## DRUM BASE 1 Full & 2 Half Bases 29" Table Height



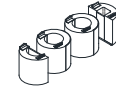
## DRUM BASE 1 Full & 2 Half Bases 29" Table Height



L" x D"	Top Finish	Top Sections	Model Number	List Price
<b>156 48</b>	<b>Wood</b>	<b>2</b>	<b>49208/2SE</b>	<b>20,125</b>
156 48	P-Lam	2	49208/5SE	17,110
<b>156 54</b>	<b>Wood</b>	<b>2</b>	<b>49222/2SE</b>	<b>21,955</b>
156 54	P-Lam	2	49222/5SE	18,660
<b>156 60</b>	<b>Wood</b>	<b>2</b>	<b>49236/2SE</b>	<b>23,700</b>
156 60	P-Lam	2	49236/5SE	20,150
<b>156 66</b>	<b>Wood</b>	<b>2</b>	<b>49250/2SE</b>	<b>25,620</b>
156 66	P-Lam	2	49250/5SE	21,780
<b>168 48</b>	<b>Wood</b>	<b>2</b>	<b>49209/2SE</b>	<b>22,430</b>
168 48	P-Lam	2	49209/5SE	19,065
<b>168 54</b>	<b>Wood</b>	<b>2</b>	<b>49223/2SE</b>	<b>24,410</b>
168 54	P-Lam	2	49223/5SE	20,750
<b>168 60</b>	<b>Wood</b>	<b>2</b>	<b>49237/2SE</b>	<b>26,375</b>
168 60	P-Lam	2	49237/5SE	22,420
<b>168 66</b>	<b>Wood</b>	<b>2</b>	<b>49251/2SE</b>	<b>28,430</b>
168 66	P-Lam	2	49251/5SE	24,175
<b>180 48</b>	<b>Wood</b>	<b>3</b>	<b>49210/2SE</b>	<b>23,545</b>
180 48	P-Lam	3	49210/5SE	20,015
<b>180 54</b>	<b>Wood</b>	<b>3</b>	<b>49224/2SE</b>	<b>25,615</b>
180 54	P-Lam	3	49224/5SE	21,780
<b>180 60</b>	<b>Wood</b>	<b>3</b>	<b>49238/2SE</b>	<b>27,705</b>
180 60	P-Lam	3	49238/5SE	23,555
<b>180 66</b>	<b>Wood</b>	<b>3</b>	<b>49252/2SE</b>	<b>29,945</b>
180 66	P-Lam	3	49252/5SE	25,455
<b>180 72</b>	<b>Wood</b>	<b>3</b>	<b>49266/2SE</b>	<b>32,080</b>
180 72	P-Lam	3	49266/5SE	27,275
<b>192 54</b>	<b>Wood</b>	<b>4</b>	<b>49225/2SE</b>	<b>27,580</b>
192 54	P-Lam	4	49225/5SE	23,445
<b>192 60</b>	<b>Wood</b>	<b>4</b>	<b>49239/2SE</b>	<b>29,860</b>
192 60	P-Lam	4	49239/5SE	25,385
<b>192 66</b>	<b>Wood</b>	<b>4</b>	<b>49253/2SE</b>	<b>32,315</b>
192 66	P-Lam	4	49253/5SE	27,470
<b>192 72</b>	<b>Wood</b>	<b>4</b>	<b>49267/2SE</b>	<b>34,650</b>
192 72	P-Lam	4	49267/5SE	29,460
<b>204 54</b>	<b>Wood</b>	<b>4</b>	<b>49226/2SE</b>	<b>28,825</b>
204 54	P-Lam	4	49226/5SE	24,505
<b>204 60</b>	<b>Wood</b>	<b>4</b>	<b>49240/2SE</b>	<b>31,240</b>
204 60	P-Lam	4	49240/5SE	26,555
<b>204 66</b>	<b>Wood</b>	<b>4</b>	<b>49254/2SE</b>	<b>33,845</b>
204 66	P-Lam	4	49254/5SE	28,770

L" x D"	Top Finish	Top Sections	Model Number	List Price
<b>204 72</b>	<b>Wood</b>	<b>4</b>	<b>49268/2SE</b>	<b>36,320</b>
204 72	P-Lam	4	49268/5SE	30,870
<b>204 78</b>	<b>Wood</b>	<b>4</b>	<b>49282/2SE</b>	<b>38,780</b>
204 78	P-Lam	4	49282/5SE	32,960
<b>216 54</b>	<b>Wood</b>	<b>4</b>	<b>49201/2SE</b>	<b>30,965</b>
216 54	P-Lam	4	49201/5SE	26,325
<b>216 60</b>	<b>Wood</b>	<b>4</b>	<b>49202/2SE</b>	<b>33,615</b>
216 60	P-Lam	4	49202/5SE	28,580
<b>216 66</b>	<b>Wood</b>	<b>4</b>	<b>49211/2SE</b>	<b>36,425</b>
216 66	P-Lam	4	49211/5SE	30,960
<b>216 72</b>	<b>Wood</b>	<b>4</b>	<b>49212/2SE</b>	<b>39,120</b>
216 72	P-Lam	4	49212/5SE	33,255
<b>216 78</b>	<b>Wood</b>	<b>4</b>	<b>49213/2SE</b>	<b>41,810</b>
216 78	P-Lam	4	49213/5SE	35,540

## DRUM BASE 2 Full & 2 Half Bases 29" Table Height



L" x D"	Top Finish	Top Sections	Model Number	List Price
<b>228 54</b>	<b>Wood</b>	<b>4</b>	<b>49227/2SE</b>	<b>34,110</b>
228 54	P-Lam	4	49227/5SE	28,995
<b>228 60</b>	<b>Wood</b>	<b>4</b>	<b>49241/2SE</b>	<b>37,000</b>
228 60	P-Lam	4	49241/5SE	31,455
<b>228 66</b>	<b>Wood</b>	<b>4</b>	<b>49255/2SE</b>	<b>40,885</b>
228 66	P-Lam	4	49255/5SE	34,755
<b>228 72</b>	<b>Wood</b>	<b>4</b>	<b>49269/2SE</b>	<b>42,955</b>
228 72	P-Lam	4	49269/5SE	36,515
<b>228 78</b>	<b>Wood</b>	<b>4</b>	<b>49283/2SE</b>	<b>45,875</b>
228 78	P-Lam	4	49283/5SE	38,995
<b>240 54</b>	<b>Wood</b>	<b>4</b>	<b>49228/2SE</b>	<b>36,105</b>
240 54	P-Lam	4	49228/5SE	30,695
<b>240 60</b>	<b>Wood</b>	<b>4</b>	<b>49242/2SE</b>	<b>39,165</b>
240 60	P-Lam	4	49242/5SE	33,295
<b>240 66</b>	<b>Wood</b>	<b>4</b>	<b>49256/2SE</b>	<b>42,350</b>
240 66	P-Lam	4	49256/5SE	35,995
<b>240 72</b>	<b>Wood</b>	<b>4</b>	<b>49270/2SE</b>	<b>45,550</b>
240 72	P-Lam	4	49270/5SE	38,720
<b>240 78</b>	<b>Wood</b>	<b>4</b>	<b>49284/2SE</b>	<b>48,685</b>
240 78	P-Lam	4	49284/5SE	41,390

# VOX® DRUM BASE CONFERENCE

CLOSED VISTA SHAPE

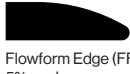
Specify edge type; add the two letter code after the model number.



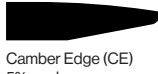
Facet Edge (FC)



Taper Edge (TE)



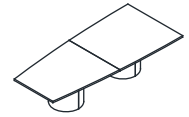
Flowform Edge (FF)  
5% upcharge  
laminates not available



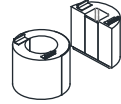
Camber Edge (CE)  
5% upcharge  
laminates not available



Exposed Plywood  
Self Edge (SE-P)  
Self Edge (SE)



## DRUM BASE 1 Full & 1 Half Base 29" Table Height



## DRUM BASE 1 Full & 1 Half Base 29" Table Height



L" x D"	Top Finish	Top Sections	Model Number	List Price
<b>96 x 48/33</b>	<b>Wood</b>	<b>1</b>	<b>49203/2CV</b>	<b>10,555</b>
96 x 48/33	P-Lam	1	49203/5CV	8,975
<b>96 x 54/38</b>	<b>Wood</b>	<b>1</b>	<b>49217/2CV</b>	<b>11,600</b>
96 x 54/38	P-Lam	1	49217/5CV	9,805
<b>108 x 54/38</b>	<b>Wood</b>	<b>2</b>	<b>49218/2CV</b>	<b>12,680</b>
108 x 54/38	P-Lam	2	49218/5CV	10,635
<b>108 x 60/43</b>	<b>Wood</b>	<b>2</b>	<b>49232/2CV</b>	<b>13,710</b>
108 x 60/43	P-Lam	2	49232/5CV	11,455
<b>120 x 54/38</b>	<b>Wood</b>	<b>2</b>	<b>49219/2CV</b>	<b>14,710</b>
120 x 54/38	P-Lam	2	49219/5CV	12,440
<b>120 x 60/43</b>	<b>Wood</b>	<b>2</b>	<b>49233/2CV</b>	<b>15,980</b>
120 x 60/43	P-Lam	2	49233/5CV	13,450
<b>132 x 54/38</b>	<b>Wood</b>	<b>2</b>	<b>49220/2CV</b>	<b>15,910</b>
132 x 54/38	P-Lam	2	49220/5CV	13,400
<b>132 x 60/43</b>	<b>Wood</b>	<b>2</b>	<b>49234/2CV</b>	<b>17,335</b>
132 x 60/43	P-Lam	2	49234/5CV	14,505
<b>132 x 66/48</b>	<b>Wood</b>	<b>2</b>	<b>49248/2CV</b>	<b>18,560</b>
132 x 66/48	P-Lam	2	49248/5CV	15,460
<b>144 x 54/38</b>	<b>Wood</b>	<b>2</b>	<b>49221/2CV</b>	<b>18,795</b>
144 x 54/38	P-Lam	2	49221/5CV	16,020
<b>144 x 60/43</b>	<b>Wood</b>	<b>2</b>	<b>49235/2CV</b>	<b>20,355</b>
144 x 60/43	P-Lam	2	49235/5CV	17,215
<b>144 x 66/48</b>	<b>Wood</b>	<b>2</b>	<b>49249/2CV</b>	<b>21,715</b>
144 x 66/48	P-Lam	2	49249/5CV	18,295

L" x D"	Top Finish	Top Sections	Model Number	List Price
<b>96 x 48/33</b>	<b>Wood</b>	<b>1</b>	<b>49203/2CVH</b>	<b>10,555</b>
96 x 48/33	P-Lam	1	49203/5CVH	8,975
<b>96 x 54/38</b>	<b>Wood</b>	<b>1</b>	<b>49217/2CVH</b>	<b>11,600</b>
96 x 54/38	P-Lam	1	49217/5CVH	9,805
<b>108 x 54/38</b>	<b>Wood</b>	<b>2</b>	<b>49218/2CVH</b>	<b>12,680</b>
108 x 54/38	P-Lam	2	49218/5CVH	10,635
<b>108 x 60/43</b>	<b>Wood</b>	<b>2</b>	<b>49232/2CVH</b>	<b>13,710</b>
108 x 60/43	P-Lam	2	49232/5CVH	11,455
<b>120 x 54/38</b>	<b>Wood</b>	<b>2</b>	<b>49219/2CVH</b>	<b>14,710</b>
120 x 54/38	P-Lam	2	49219/5CVH	12,440
<b>120 x 60/43</b>	<b>Wood</b>	<b>2</b>	<b>49233/2CVH</b>	<b>15,980</b>
120 x 60/43	P-Lam	2	49233/5CVH	13,450
<b>132 x 54/38</b>	<b>Wood</b>	<b>2</b>	<b>49220/2CVH</b>	<b>15,910</b>
132 x 54/38	P-Lam	2	49220/5CVH	13,400
<b>132 x 60/43</b>	<b>Wood</b>	<b>2</b>	<b>49234/2CVH</b>	<b>17,335</b>
132 x 60/43	P-Lam	2	49234/5CVH	14,505
<b>132 x 66/48</b>	<b>Wood</b>	<b>2</b>	<b>49248/2CVH</b>	<b>18,560</b>
132 x 66/48	P-Lam	2	49248/5CVH	15,460
<b>144 x 54/38</b>	<b>Wood</b>	<b>2</b>	<b>49221/2CVH</b>	<b>18,795</b>
144 x 54/38	P-Lam	2	49221/5CVH	16,020
<b>144 x 60/43</b>	<b>Wood</b>	<b>2</b>	<b>49235/2CVH</b>	<b>20,355</b>
144 x 60/43	P-Lam	2	49235/5CVH	17,215
<b>144 x 66/48</b>	<b>Wood</b>	<b>2</b>	<b>49249/2CVH</b>	<b>21,715</b>
144 x 66/48	P-Lam	2	49249/5CVH	18,295

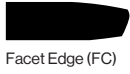
MDL# 49204/5RT



# VOX® DRUM BASE CONFERENCE

CLOSED VISTA SHAPE


Specify edge type; add the two letter code after the model number.



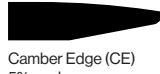
Facet Edge (FC)



Taper Edge (TE)



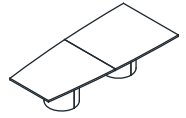
Flowform Edge (FF)  
5% upcharge  
laminated not available



Camber Edge (CE)  
5% upcharge  
laminated not available



Exposed Plywood  
Self Edge (SE-P)  
Self Edge (SE)



## DRUM BASE 1 Full & 2 Half Bases 29" Table Height



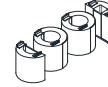
## DRUM BASE 1 Full & 2 Half Bases 29" Table Height



L" x D"	Top Finish	Top Sections	Model Number	List Price
<b>156 38-54</b>	<b>Wood</b>	<b>2</b>	<b>49222/2CV</b>	<b>20,365</b>
156 38-54	P-Lam	2	49222/5CV	17,360
<b>156 43-60</b>	<b>Wood</b>	<b>2</b>	<b>49236/2CV</b>	<b>21,665</b>
156 43-60	P-Lam	2	49236/5CV	18,255
<b>156 48-66</b>	<b>Wood</b>	<b>2</b>	<b>49250/2CV</b>	<b>23,135</b>
156 48-66	P-Lam	2	49250/5CV	19,395
<b>168 38-54</b>	<b>Wood</b>	<b>2</b>	<b>49223/2CV</b>	<b>21,935</b>
168 38-54	P-Lam	2	49223/5CV	18,700
<b>168 43-60</b>	<b>Wood</b>	<b>2</b>	<b>49237/2CV</b>	<b>24,480</b>
168 43-60	P-Lam	2	49237/5CV	20,020
<b>168 48-66</b>	<b>Wood</b>	<b>2</b>	<b>49251/2CV</b>	<b>25,500</b>
168 48-66	P-Lam	2	49251/5CV	21,680
<b>180 38-54</b>	<b>Wood</b>	<b>2</b>	<b>49224/2CV</b>	<b>23,235</b>
180 38-54	P-Lam	2	49224/5CV	19,755
<b>180 43-60</b>	<b>Wood</b>	<b>3</b>	<b>49238/2CV</b>	<b>25,040</b>
180 43-60	P-Lam	3	49238/5CV	21,280
<b>180 48-66</b>	<b>Wood</b>	<b>3</b>	<b>49252/2CV</b>	<b>27,010</b>
180 48-66	P-Lam	3	49252/5CV	22,965
<b>180 53-72</b>	<b>Wood</b>	<b>3</b>	<b>49266/2CV</b>	<b>29,020</b>
180 53-72	P-Lam	3	49266/5CV	24,665
<b>180 58-78</b>	<b>Wood</b>	<b>3</b>	<b>49280/2CV</b>	<b>30,830</b>
180 58-78	P-Lam	3	49280/5CV	26,210
<b>192 38-54</b>	<b>Wood</b>	<b>4</b>	<b>49225/2CV</b>	<b>24,580</b>
192 38-54	P-Lam	4	49225/5CV	20,895
<b>192 43-60</b>	<b>Wood</b>	<b>4</b>	<b>49239/2CV</b>	<b>26,705</b>
192 43-60	P-Lam	4	49239/5CV	22,700
<b>192 48-66</b>	<b>Wood</b>	<b>4</b>	<b>49253/2CV</b>	<b>28,600</b>
192 48-66	P-Lam	4	49253/5CV	24,310
<b>192 53-72</b>	<b>Wood</b>	<b>4</b>	<b>49267/2CV</b>	<b>30,750</b>
192 53-72	P-Lam	4	49267/5CV	26,145
<b>192 58-78</b>	<b>Wood</b>	<b>4</b>	<b>49281/2CV</b>	<b>33,115</b>
192 58-78	P-Lam	4	49281/5CV	28,155
<b>204 38-54</b>	<b>Wood</b>	<b>4</b>	<b>49226/2CV</b>	<b>25,820</b>
204 38-54	P-Lam	4	49226/5CV	21,955
<b>204 43-60</b>	<b>Wood</b>	<b>4</b>	<b>49240/2CV</b>	<b>27,875</b>
204 43-60	P-Lam	4	49240/5CV	23,695
<b>204 48-66</b>	<b>Wood</b>	<b>4</b>	<b>49254/2CV</b>	<b>30,145</b>
204 48-66	P-Lam	4	49254/5CV	25,620

L" x D"	Top Finish	Top Sections	Model Number	List Price
<b>204 72/53</b>	<b>Wood</b>	<b>4</b>	<b>49268/2CV</b>	<b>32,455</b>
204 72/53	P-Lam	4	49268/5CV	27,590
<b>204 78/58</b>	<b>Wood</b>	<b>4</b>	<b>49282/2CV</b>	<b>34,525</b>
204 78/58	P-Lam	4	49282/5CV	29,350
<b>216 54/38</b>	<b>Wood</b>	<b>4</b>	<b>49214/2CV</b>	<b>27,255</b>
216 54/38	P-Lam	4	49214/5CV	23,170
<b>216 60/43</b>	<b>Wood</b>	<b>4</b>	<b>49215/2CV</b>	<b>29,685</b>
216 60/43	P-Lam	4	49215/5CV	25,235
<b>216 66/48</b>	<b>Wood</b>	<b>4</b>	<b>49216/2CV</b>	<b>31,865</b>
216 66/48	P-Lam	4	49216/5CV	27,085
<b>216 72/53</b>	<b>Wood</b>	<b>4</b>	<b>49217/2CV</b>	<b>34,270</b>
216 72/53	P-Lam	4	49217/5CV	29,135
<b>216 78/58</b>	<b>Wood</b>	<b>4</b>	<b>49218/2CV</b>	<b>36,740</b>
216 78/58	P-Lam	4	49218/5CV	31,235

## DRUM BASE 2 Full & 2 Half Bases 29" Table Height




L" x D"	Top Finish	Top Sections	Model Number	List Price
<b>228 54/38</b>	<b>Wood</b>	<b>4</b>	<b>49227/2CV</b>	<b>29,985</b>
228 54/38	P-Lam	4	49227/5CV	25,495
<b>228 60/43</b>	<b>Wood</b>	<b>4</b>	<b>49241/2CV</b>	<b>32,770</b>
228 60/43	P-Lam	4	49241/5CV	27,855
<b>228 66/48</b>	<b>Wood</b>	<b>4</b>	<b>49255/2CV</b>	<b>35,100</b>
228 66/48	P-Lam	4	49255/5CV	29,840
<b>228 72/53</b>	<b>Wood</b>	<b>4</b>	<b>49269/2CV</b>	<b>37,680</b>
228 72/53	P-Lam	4	49269/5CV	32,035
<b>228 78/58</b>	<b>Wood</b>	<b>4</b>	<b>49283/2CV</b>	<b>40,175</b>
228 78/58	P-Lam	4	49283/5CV	34,150
<b>240 54/38</b>	<b>Wood</b>	<b>4</b>	<b>49228/2CV</b>	<b>31,695</b>
240 54/38	P-Lam	4	49228/5CV	26,945
<b>240 60/43</b>	<b>Wood</b>	<b>4</b>	<b>49242/2CV</b>	<b>34,380</b>
240 60/43	P-Lam	4	49242/5CV	29,230
<b>240 66/48</b>	<b>Wood</b>	<b>4</b>	<b>49256/2CV</b>	<b>36,880</b>
240 66/48	P-Lam	4	49256/5CV	31,350
<b>240 72/53</b>	<b>Wood</b>	<b>4</b>	<b>49270/2CV</b>	<b>39,620</b>
240 72/53	P-Lam	4	49270/5CV	33,680
<b>240 78/58</b>	<b>Wood</b>	<b>4</b>	<b>49284/2CV</b>	<b>42,250</b>
240 78/58	P-Lam	4	49284/5CV	35,910

# VOX® DRUM BASE CONFERENCE

ROUND SHAPE



Specify edge type; add the two letter code after the model number.



Facet Edge (FC) Taper Edge (TE) Flowform Edge (FF) 5% upcharge laminate not available Camber Edge (CE) 5% upcharge laminate not available

Model Number	Table Diameter"	H"	Top Finish	Base Diameter	List Price	Model Number	Table Diameter"	H"	Top Finish	Base Diameter	List Price
--------------	-----------------	----	------------	---------------	------------	--------------	-----------------	----	------------	---------------	------------

## Fixed Height (Seating)

	48	29	Veneer	24½"	
	<b>48</b>	<b>29</b>	<b>P-Lam</b>	<b>24½"</b>	
	54	29	Veneer	24½"	
	<b>54</b>	<b>29</b>	<b>P-Lam</b>	<b>24½"</b>	
	60	29	Veneer	24½"	
	<b>60</b>	<b>29</b>	<b>P-Lam</b>	<b>24½"</b>	
	66	29	Veneer	24½"	
	<b>66</b>	<b>29</b>	<b>P-Lam</b>	<b>24½"</b>	
	72	29	Veneer	30½"	
	<b>72</b>	<b>29</b>	<b>P-Lam</b>	<b>30½"</b>	
	78	29	Veneer	30½"	
	<b>78</b>	<b>29</b>	<b>P-Lam</b>	<b>30½"</b>	
	84	29	Veneer	30½"	
	<b>84</b>	<b>29</b>	<b>P-Lam</b>	<b>30½"</b>	
	90	29	Veneer	42"	
	<b>90</b>	<b>29</b>	<b>P-Lam</b>	<b>42"</b>	
	96	29	Veneer	42"	
	<b>96</b>	<b>29</b>	<b>P-Lam</b>	<b>42"</b>	

Contact Nienkämper  
Customer  
Service for pricing  
800.668.9318

## Fixed Height (Standing)

	48	38	Veneer	24½"	
	<b>48</b>	<b>38</b>	<b>P-Lam</b>	<b>24½"</b>	
	54	38	Veneer	24½"	
	<b>54</b>	<b>38</b>	<b>P-Lam</b>	<b>24½"</b>	
	60	38	Veneer	24½"	
	<b>60</b>	<b>38</b>	<b>P-Lam</b>	<b>24½"</b>	
	66	38	Veneer	24½"	
	<b>66</b>	<b>38</b>	<b>P-Lam</b>	<b>24½"</b>	
	72	38	Veneer	30½"	
	<b>72</b>	<b>38</b>	<b>P-Lam</b>	<b>30½"</b>	
	78	38	Veneer	30½"	
	<b>78</b>	<b>38</b>	<b>P-Lam</b>	<b>30½"</b>	
	84	38	Veneer	30½"	
	<b>84</b>	<b>38</b>	<b>P-Lam</b>	<b>30½"</b>	
	90	38	Veneer	42"	
	<b>90</b>	<b>38</b>	<b>P-Lam</b>	<b>42"</b>	
	96	38	Veneer	42"	
	<b>96</b>	<b>38</b>	<b>P-Lam</b>	<b>42"</b>	

Contact Nienkämper  
Customer  
Service for pricing  
800.668.9318

### Standard Features:

- Tops available in all Nienkämper standard veneers, finishes and plastic laminates.
- Bases available in all Nienkämper standard veneers, finishes and plastic laminates.
- Internal access is provided by the large removable cover.
- Wires are concealed by the column and are hidden from view.
- Excess cable can be wrapped around the internal panel cut out for neat storage.
- Connectivity solutions include Vox® M-Series Forum, Vox® Double Sided Forum and Vox® Simple PopUp Forum



# WIRING VOX® TABLES

## VOX® TABLE WITH DRUM BASE

### Drum Base

Both the Full and Half Vox® Drum Bases feature removable exterior panels that provide easy access to wiring while keeping cables neatly concealed. The generous footprint at floor level offers ample space to hide cabling, core drills, or floor monuments for a clean and organized appearance.

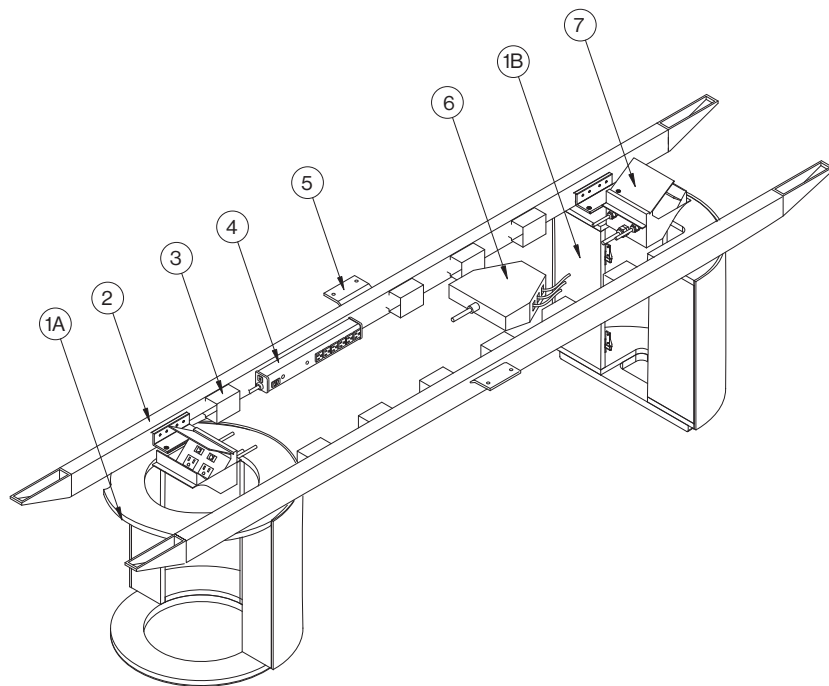
Bases come in a variety of sizes, which are noted beside the model numbers of the Vox® Tables. Specific dimensions and interior clearances for each base style and size are shown on pages 17-21.

Once cabling has been routed through the base to the underside of the top, it can be channeled and secured with Wire Management "U" Clips (supplied) which can be positioned along the length of the rail support system. Wire Management Strips are also provided, which can be adhered to the underside of the top as required.

When including a quantity of Vox® Forums to be hard-wired on site, the electrician should allow for one J-Box per Forum on the underside of the top to complete site-wiring.

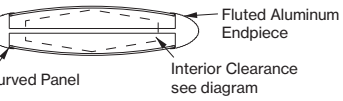
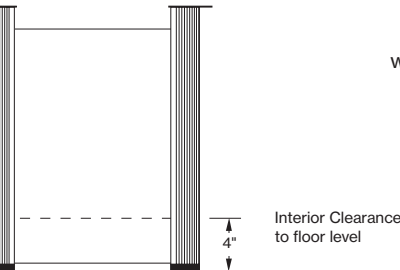
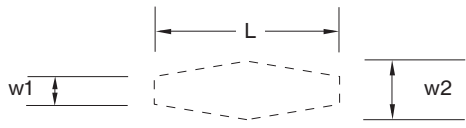
Voice and data cabling can also be consolidated by mounting a Data Hub (provided by others) to the underside of the table.

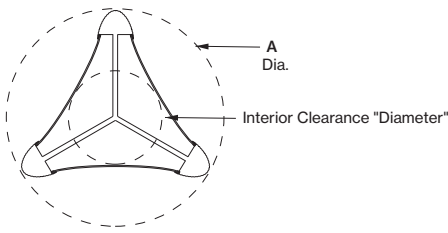
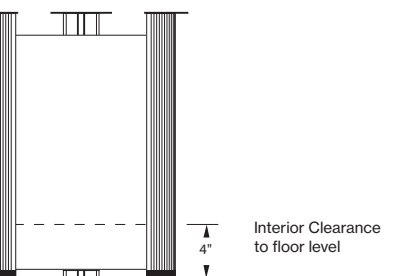
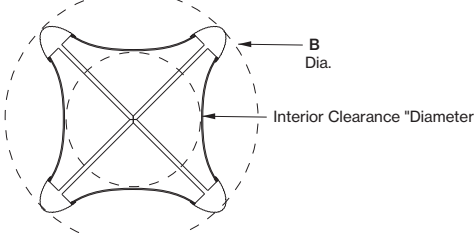
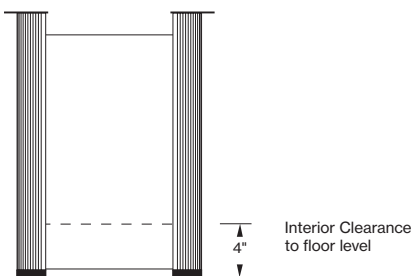
- 1A. Full Drum Base
- 1B. Half Drum Base
- 2. Support Rail
- 3. Wire Management U-Clip
- 4. Surge Protector
- 5. Rail to Top Bracket
- 6. Data Hub (Supplied by others)
- 7. Vox® Forum



# VOX® DUO, TRI, QUAD BASE INTERIOR CLEARANCES

**Duo, Tri and Quad Base** - These bases provide generous capacity for storing cabling inside the leg, and concealing core drills or floor mounted receptacles. It is possible to position a floor monument directly under a Duo, Tri or Quad base. Refer to the interior clearance dimensions of each base listed. Bases consist of vertical aluminum legs and thin flexible panels which are compressed into curves then eased – without tools – into the legs. Concealed within the base and connecting the vertical legs together is a panel designed to allow excess wire to be wrapped for storage. Flexible panels are available in wood veneer or plastic laminate surfaces while vertical legs are available in Silver, Champagne, Light Bronze, Bronze or Black anodized aluminum finishes. Detailed drawings for all standard Vox tables, including base locations, can be downloaded from [www.nienkamper.com](http://www.nienkamper.com)

Description	Duo Base Base Width "	Interior Clearance W1"	Interior Clearance W2"	L"	Floor Level Clearance"	
<b>DUO BASE</b> PLAN VIEW   ELEVATION	22	3½	5	12	4	
	24	3½	5	14	4	
	26	3½	5	16	4	
	28	3½	6	18	4	
	30	3½	6	20	4	
	32	3½	6	22	4	
	34	3½	7	24	4	
	36	3½	7	26	4	
	38	3½	7	28	4	
	40	3½	7	30	4	
	 Area available inside the base for core drill or wire access					

Description	Description	Tri Base "A" Diameter "	Interior Clearance Diameter "	Floor Level Clearance "
<b>TRIBASE</b> PLAN VIEW   ELEVATION	<b>QUAD BASE</b> PLAN VIEW   ELEVATION	26	9¼	4
		28	9½	4
		30	10¼	4
		32	10¼	4
		34	10¼	4
		36	10¼	4
		Quad Base "B" Diameter "	Interior Clearance Diameter "	Floor Level Clearance "
		26	12¼	4
		30	13¼	4
		36	16¾	4
		42	19½	4
		48	22½	4
		54	25	4
		60	30½	4
		66	31	4
		72	32¾	4



# VOX® CONFERENCE TABLES

RECTANGLE SHAPE Design Mark Müller



All Rectangular shape table sizes available with optional 6" radius "Soft" corner (must be specified at time of order)

Specify edge type; add the two letter code after the model number.



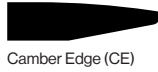
Facet Edge (FC)



Taper Edge (TE)

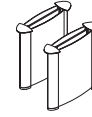


Flowform Edge (FF)  
5% upcharge  
laminates not available



Camber Edge (CE)  
5% upcharge  
laminates not available

### Anodized Aluminum Base Ends

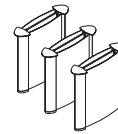


\* Based on a chair width of 25".

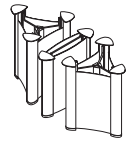
L" x D"	Sugg Seat Capacity	Top Finish	Top Sections	Model Number	Number of Bases-Size	2 Duo Bases List Price
<b>72 36</b>	<b>4-6</b>	<b>Wood</b>	<b>1</b>	<b>22033/2</b>	<b>2-22</b>	<b>6,730</b>
72 36	4-6	P-Lam	1	22033/5	2-22	5,790
<b>78 38</b>	<b>4-6</b>	<b>Wood</b>	<b>1</b>	<b>22034/2</b>	<b>2-22</b>	<b>7,260</b>
78 38	4-6	P-Lam	1	22034/5	2-22	6,205
<b>84 38</b>	<b>6-8</b>	<b>Wood</b>	<b>1</b>	<b>20750/2</b>	<b>2-22</b>	<b>7,600</b>
84 38	6-8	P-Lam	1	20750/5	2-22	6,445
<b>84 42</b>	<b>6-8</b>	<b>Wood</b>	<b>1</b>	<b>22035/2</b>	<b>2-22</b>	<b>8,075</b>
84 42	6-8	P-Lam	1	22035/5	2-22	6,820
<b>96 42</b>	<b>6-8</b>	<b>Wood</b>	<b>1</b>	<b>22036/2</b>	<b>2-22</b>	<b>8,840</b>
96 42	6-8	P-Lam	1	22036/5	2-22	7,400
<b>96 48</b>	<b>6-8</b>	<b>Wood</b>	<b>1</b>	<b>22037/2</b>	<b>2-24</b>	<b>9,680</b>
96 48	6-8	P-Lam	1	22037/5	2-24	8,075
<b>108 42</b>	<b>6-8</b>	<b>Wood</b>	<b>2</b>	<b>22038/2</b>	<b>2-22</b>	<b>9,575</b>
108 42	6-8	P-Lam	2	22038/5	2-22	7,935
<b>108 48</b>	<b>8-10</b>	<b>Wood</b>	<b>2</b>	<b>20751/2</b>	<b>2-24</b>	<b>10,530</b>
108 48	8-10	P-Lam	2	20751/5	2-24	8,705
<b>120 42</b>	<b>8-10</b>	<b>Wood</b>	<b>2</b>	<b>22039/2</b>	<b>2-24</b>	<b>11,295</b>
120 42	8-10	P-Lam	2	22039/5	2-24	9,515
<b>120 48</b>	<b>8-10</b>	<b>Wood</b>	<b>2</b>	<b>22040/2</b>	<b>2-24</b>	<b>12,345</b>
120 48	8-10	P-Lam	2	22040/5	2-24	10,320
<b>120 54</b>	<b>8-10</b>	<b>Wood</b>	<b>2</b>	<b>20752/2</b>	<b>2-28</b>	<b>13,750</b>
132 48	8-10	Wood	2	22041/2	2-24	13,515
<b>132 54</b>	<b>8-10</b>	<b>Wood</b>	<b>2</b>	<b>20042/2</b>	<b>2-28</b>	<b>14,940</b>

These models are constructed without support rails – bases are attached directly to tops.

### Anodized Aluminum Base Ends



### Anodized Aluminum Base Ends



\* Based on a chair width of 25".

L" x D"	Sugg Seat Capacity	Top Finish	Top Sections	Model Number	Number of Bases-Size	3 Duo Bases List Price	Model Number	Number of Bases-Size	2 Tri Bases 1 Duo Base List Price
<b>144 48</b>	<b>10-12</b>	<b>Wood</b>	<b>2</b>	<b>22043/2</b>	<b>3-24</b>	<b>15,950</b>	<b>51214/2</b>	<b>2-28 dia, 1-26</b>	<b>17,090</b>
144 54	10-12	Wood	2	22044/2	3-28	17,345	51215/2	2-30 dia, 1-28	18,510
<b>144 60</b>	<b>10-12</b>	<b>Wood</b>	<b>2</b>	<b>20753/2</b>	<b>3-32</b>	<b>18,700</b>	<b>51216/2</b>	<b>2-30 dia, 1-32</b>	<b>19,845</b>
156 48	10-12	Wood	2	22045/2	3-24	17,085	51217/2	2-28 dia, 1-26	18,215
<b>156 54</b>	<b>12-14</b>	<b>Wood</b>	<b>2</b>	<b>22046/2</b>	<b>3-28</b>	<b>18,635</b>	<b>51218/2</b>	<b>2-30 dia, 1-28</b>	<b>19,555</b>
156 60	12-14	Wood	2	20754/2	3-32	20,140	51219/2	2-30 dia, 1-32	21,145
<b>156 66</b>	<b>12-14</b>	<b>Wood</b>	<b>3</b>	<b>20755/2</b>	<b>3-34</b>	<b>21,795</b>	<b>51220/2</b>	<b>2-32 dia, 1-34</b>	<b>22,850</b>
168 48	12-14	Wood	2	22047/2	3-24	19,130	51221/2	2-28 dia, 1-26	20,260
<b>168 54</b>	<b>12-14</b>	<b>Wood</b>	<b>2</b>	<b>22048/2</b>	<b>3-28</b>	<b>20,810</b>	<b>51222/2</b>	<b>2-30 dia, 1-28</b>	<b>21,965</b>
168 60	12-14	Wood	2	22049/2	3-32	22,480	51223/2	2-30 dia, 1-32	23,610
<b>168 66</b>	<b>12-14</b>	<b>Wood</b>	<b>3</b>	<b>20756/2</b>	<b>3-34</b>	<b>24,280</b>	<b>51224/2</b>	<b>2-32 dia, 1-34</b>	<b>25,325</b>

All table sizes are available with Plastic Laminate top surfaces. To specify, select the desired table size and replace '/2' in the wood finish model number with '/5'.

# VOX® CONFERENCE TABLES

RECTANGLE SHAPE Design Mark Müller



Specify edge type; add the two letter code after the model number.

All Rectangular shape table sizes available with optional 6" radius "Soft" corner (must be specified at time of order)



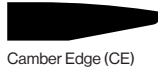
Facet Edge (FC)



Taper Edge (TE)

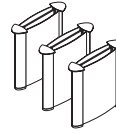


Flowform Edge (FF)  
5% upcharge  
laminare not available




Camber Edge (CE)  
5% upcharge  
laminare not available

Anodized Aluminum Base Ends



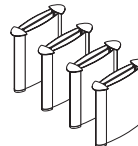
Anodized Aluminum Base Ends



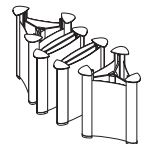
\* Based on a chair width of 25".

L" x D"	Sugg Seat Capacity	Top Finish	Top Sections	Model Number	Number of Bases-Size	3 Duo Bases List Price	Model Number	Number of Bases-Size	2 Tri Bases 1 Duo Base List Price
<b>180 48</b>	<b>12 - 14</b>	<b>Wood</b>	<b>3</b>	<b>22082/2</b>	<b>3-24</b>	<b>20,040</b>	<b>51225/2</b>	<b>2-28 dia, 1-26</b>	<b>21,190</b>
180 54	14 - 16	Wood	3	22083/2	3-28	21,870	51226/2	2-30 dia, 1-28	24,525
<b>180 60</b>	<b>14 - 16</b>	<b>Wood</b>	<b>3</b>	<b>22084/2</b>	<b>3-32</b>	<b>23,615</b>	<b>51227/2</b>	<b>2-30 dia, 1-32</b>	<b>24,750</b>
180 66	14 - 16	Wood	3	20757/2	3-34	25,545	51228/2	2-32 dia, 1-34	28,165
<b>180 72</b>	<b>14 - 16</b>	<b>Wood</b>	<b>3</b>	<b>20758/2</b>	<b>3-36</b>	<b>27,380</b>	<b>51229/2</b>	<b>2-34 dia, 1-36</b>	<b>28,590</b>
192 54	14 - 16	Wood	4	22085/2	3-28	23,530	51230/2	2-30 dia, 1-28	24,645
<b>192 60</b>	<b>14 - 16</b>	<b>Wood</b>	<b>4</b>	<b>22086/2</b>	<b>3-32</b>	<b>25,470</b>	<b>51231/2</b>	<b>2-30 dia, 1-32</b>	<b>27,115</b>
192 66	14 - 16	Wood	4	20759/2	3-34	27,575	51232/2	2-32 dia, 1-34	28,615
<b>192 72</b>	<b>14 - 16</b>	<b>Wood</b>	<b>4</b>	<b>20760/2</b>	<b>3-36</b>	<b>29,575</b>	<b>51233/2</b>	<b>2-34 dia, 1-36</b>	<b>30,780</b>
204 54	14 - 16	Wood	4	22087/2	3-28	24,570	51234/2	2-30 dia, 1-28	25,740
<b>204 60</b>	<b>16 - 18</b>	<b>Wood</b>	<b>4</b>	<b>22088/2</b>	<b>3-32</b>	<b>26,620</b>	<b>51235/2</b>	<b>2-30 dia, 1-32</b>	<b>28,285</b>
204 66	16 - 18	Wood	4	20761/2	3-34	28,855	51236/2	2-32 dia, 1-34	29,900
<b>204 72</b>	<b>16 - 18</b>	<b>Wood</b>	<b>4</b>	<b>20762/2</b>	<b>3-36</b>	<b>30,970</b>	<b>51237/2</b>	<b>2-34 dia, 1-36</b>	<b>32,165</b>
204 78	16 - 18	Wood	4	20763/2	3-38	33,060	51238/2	2-36 dia, 1-38	34,250
<b>216 54</b>	<b>16 - 18</b>	<b>Wood</b>	<b>4</b>	<b>22089/2</b>	<b>3-28</b>	<b>26,415</b>	<b>51239/2</b>	<b>2-30 dia, 1-28</b>	<b>27,545</b>
216 60	16 - 18	Wood	4	22090/2	3-32	28,640	51240/2	2-30 dia, 1-32	29,780
<b>216 66</b>	<b>16 - 18</b>	<b>Wood</b>	<b>4</b>	<b>20764/2</b>	<b>3-34</b>	<b>31,055</b>	<b>51241/2</b>	<b>2-32 dia, 1-34</b>	<b>32,085</b>
216 72	16 - 18	Wood	4	20765/2	3-36	33,365	51242/2	2-34 dia, 1-36	34,570
<b>216 78</b>	<b>16 - 18</b>	<b>Wood</b>	<b>4</b>	<b>20766/2</b>	<b>3-38</b>	<b>35,645</b>	<b>51243/2</b>	<b>2-36 dia, 1-38</b>	<b>36,805</b>

Anodized Aluminum Base Ends



Anodized Aluminum Base Ends



\* Based on a chair width of 25".

L" x D"	Sugg Seat Capacity	Top Finish	Top Sections	Model Number	Number of Bases-Size	4 Duo Bases List Price	Model Number	Number of Bases-Size	2 Tri Bases 1 Duo Base List Price
<b>228 54</b>	<b>16 - 18</b>	<b>Wood</b>	<b>4</b>	<b>22091/2</b>	<b>4-28</b>	<b>29,255</b>	<b>51244/2</b>	<b>2-30 dia, 2-28</b>	<b>30,380</b>
228 60	16 - 18	Wood	4	22092/2	4-32	31,690	51245/2	2-30 dia, 2-32	32,810
<b>228 66</b>	<b>18 - 20</b>	<b>Wood</b>	<b>4</b>	<b>20767/2</b>	<b>4-34</b>	<b>35,010</b>	<b>51246/2</b>	<b>2-32 dia, 2-34</b>	<b>36,040</b>
228 72	18 - 20	Wood	4	20768/2	4-36	36,795	51247/2	2-34 dia, 2-36	37,975
<b>228 78</b>	<b>18 - 20</b>	<b>Wood</b>	<b>4</b>	<b>20769/2</b>	<b>4-38</b>	<b>39,295</b>	<b>51248/2</b>	<b>2-36 dia, 2-38</b>	<b>40,445</b>
228 84	18 - 20	Wood	4	20770/2	4-40	41,660	51249/2	2-38 dia, 2-40	42,910
<b>240 54</b>	<b>16 - 18</b>	<b>Wood</b>	<b>4</b>	<b>22093/2</b>	<b>4-28</b>	<b>30,935</b>	<b>51250/2</b>	<b>2-30 dia, 2-28</b>	<b>32,065</b>
240 60	18 - 20	Wood	4	22094/2	4-32	33,535	51251/2	2-30 dia, 2-32	34,665
<b>240 66</b>	<b>18 - 20</b>	<b>Wood</b>	<b>4</b>	<b>20771/2</b>	<b>4-34</b>	<b>36,285</b>	<b>51252/2</b>	<b>2-32 dia, 2-34</b>	<b>37,305</b>
240 72	18 - 20	Wood	4	20772/2	4-36	38,990	51253/2	2-34 dia, 2-36	40,215
<b>240 78</b>	<b>18 - 20</b>	<b>Wood</b>	<b>4</b>	<b>20773/2</b>	<b>4-38</b>	<b>41,670</b>	<b>51254/2</b>	<b>2-36 dia, 2-38</b>	<b>42,820</b>
240 84	18 - 20	Wood	4	20774/2	4-40	44,205	51255/2	2-38 dia, 2-40	45,445

All table sizes are available with Plastic Laminate top surfaces. To specify, select the desired table size and replace /2' in the wood finish model number with /5'.

# VOX® CONFERENCE TABLES

BOAT SHAPE Design Mark Müller




All Boat shape table sizes available with optional 6" radius  
"Soft" corner (must be specified at time of order)

Specify edge type; add the two letter code after the model number.



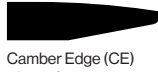
Facet Edge (FC)



Taper Edge (TE)

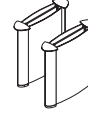


Flowform Edge (FF)  
5% upcharge  
laminates not available



Camber Edge (CE)  
5% upcharge  
laminates not available

### Anodized Aluminum Base Ends




\* Based on a chair width of 25".

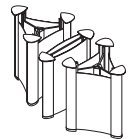
L" x	D"	Sugg Seat Capacity	Top Finish	Top Sections	Model Number	Number of Bases-Size	2 Duo Bases List Price
72	36	4 - 6	Wood	1	22830/2	2-22	6,820
72	36	4 - 6	P-Lam	1	22830/5	2-22	5,875
78	38	4 - 6	Wood	1	22831/2	2-22	7,400
78	38	4 - 6	P-Lam	1	22831/5	2-22	6,315
84	38	6 - 8	Wood	1	20700/2	2-22	7,710
84	38	6 - 8	P-Lam	1	20700/5	2-22	6,555
84	42	6 - 8	Wood	1	22832/2	2-22	8,235
84	42	6 - 8	P-Lam	1	22832/5	2-22	6,950
96	42	6 - 8	Wood	1	22833/2	2-22	8,995
96	42	6 - 8	P-Lam	1	22833/5	2-22	7,520
96	48	6 - 8	Wood	1	22030/2	2-24	9,910
96	48	6 - 8	P-Lam	1	22030/5	2-24	8,220
108	42	6 - 8	Wood	2	22834/2	2-22	9,780
108	42	6 - 8	P-Lam	2	22834/5	2-22	8,120
108	48	8 - 10	Wood	2	20701/2	2-24	10,780
108	48	8 - 10	P-Lam	2	20701/5	2-24	8,890
120	42	8 - 10	Wood	2	22835/2	2-24	11,520
120	42	8 - 10	P-Lam	2	22835/5	2-24	9,685
120	48	8 - 10	Wood	2	22836/2	2-24	12,600
120	48	8 - 10	P-Lam	2	22836/5	2-24	10,525
120	54	8 - 10	Wood	2	20702/2	2-28	14,055
132	48	8 - 10	Wood	2	22837/2	2-24	13,830
132	54	8 - 10	Wood	2	22838/2	2-28	15,270

These models are constructed without support rails – bases are attached directly to tops.

### Anodized Aluminum Base Ends



### Anodized Aluminum Base Ends



\* Based on a chair width of 25".

L" x	D"	Sugg Seat Capacity	Top Finish	Top Sections	Model Number	Number of Bases-Size	3 Duo Bases List Price	Model Number	Number of Bases-Size	2 Tri Bases 1 Duo Base List Price
144	48	10 - 12	Wood	2	22839/2	2-24, 1-26	16,295	50014/2	2-28 dia, 1-26	17,410
144	54	10 - 12	Wood	2	22840/2	2-24, 1-28	17,730	50015/2	2-28 dia, 1-28	18,875
144	60	10 - 12	Wood	2	20703/2	2-26, 1-32	19,125	50016/2	2-28 dia, 1-32	20,255
156	48	10 - 12	Wood	2	22841/2	2-24, 1-26	17,440	50017/2	2-28 dia, 1-26	18,585
156	54	12 - 14	Wood	2	22842/2	2-24, 1-28	19,040	50018/2	2-28 dia, 1-28	19,960
156	60	12 - 14	Wood	2	20704/2	2-26, 1-32	20,580	50019/2	2-28 dia, 1-32	21,585
156	66	12 - 14	Wood	3	20705/2	2-28, 1-34	22,290	50020/2	2-30 dia, 1-34	23,335
168	48	12 - 14	Wood	2	22843/2	2-24, 1-26	19,510	50021/2	2-28 dia, 1-26	20,665
168	54	12 - 14	Wood	2	22844/2	2-24, 1-28	21,260	50022/2	2-28 dia, 1-28	22,415
168	60	12 - 14	Wood	2	22845/2	2-26, 1-32	22,960	50023/2	2-28 dia, 1-32	24,075
168	66	12 - 14	Wood	3	20706/2	2-28, 1-34	24,805	50024/2	2-30 dia, 1-34	25,865

All table sizes are available with Plastic Laminate top surfaces. To specify, select the desired table size and replace '2' in the wood finish model number with '5'.

# VOX® CONFERENCE TABLES

RACETRACK SHAPE Design Mark Müller



Specify edge type; add the two letter code after the model number.



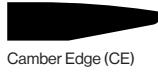
Facet Edge (FC)



Taper Edge (TE)

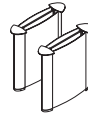


Flowform Edge (FF)  
5% upcharge  
laminare not available



Camber Edge (CE)  
5% upcharge  
laminare not available

Anodized Aluminum Base Ends

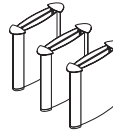


\* Based on a chair width of 25".

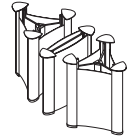
L" x D"	Sugg Seat Capacity	Top Finish	Top Sections	Model Number	Number of Bases-Size	2 Duo Bases List Price
<b>72 x 36</b>	<b>4 - 6</b>	<b>Wood</b>	<b>1</b>	<b>22001/2</b>	<b>2-22</b>	<b>7,010</b>
72 x 36	4 - 6	P-Lam	1	22001/5	2-22	6,020
<b>78 x 38</b>	<b>4 - 6</b>	<b>Wood</b>	<b>1</b>	<b>22002/2</b>	<b>2-22</b>	<b>7,625</b>
78 x 38	4 - 6	P-Lam	1	22002/5	2-22	6,475
<b>84 x 38</b>	<b>6 - 8</b>	<b>Wood</b>	<b>1</b>	<b>20725/2</b>	<b>2-22</b>	<b>7,935</b>
84 x 38	6 - 8	P-Lam	1	20725/5	2-22	6,750
<b>84 x 42</b>	<b>6 - 8</b>	<b>Wood</b>	<b>1</b>	<b>22003/2</b>	<b>2-22</b>	<b>8,505</b>
84 x 42	6 - 8	P-Lam	1	22003/5	2-22	7,155
<b>96 x 42</b>	<b>6 - 8</b>	<b>Wood</b>	<b>1</b>	<b>22004/2</b>	<b>2-22</b>	<b>9,310</b>
96 x 42	6 - 8	P-Lam	1	22004/5	2-22	7,750
<b>96 x 48</b>	<b>6 - 8</b>	<b>Wood</b>	<b>1</b>	<b>22032/2</b>	<b>2-24</b>	<b>10,255</b>
96 x 48	6 - 8	P-Lam	1	22032/5	2-24	8,480
<b>108 x 42</b>	<b>6 - 8</b>	<b>Wood</b>	<b>2</b>	<b>22005/2</b>	<b>2-22</b>	<b>10,115</b>
108 x 42	6 - 8	P-Lam	2	22005/5	2-22	8,380
<b>108 x 48</b>	<b>8 - 10</b>	<b>Wood</b>	<b>2</b>	<b>20726/2</b>	<b>2-24</b>	<b>11,170</b>
108 x 48	8 - 10	P-Lam	2	20726/5	2-24	9,180
<b>120 x 42</b>	<b>8 - 10</b>	<b>Wood</b>	<b>2</b>	<b>22006/2</b>	<b>2-24</b>	<b>11,785</b>
120 x 42	8 - 10	P-Lam	2	22006/5	2-24	9,975
<b>120 x 48</b>	<b>8 - 10</b>	<b>Wood</b>	<b>2</b>	<b>22007/2</b>	<b>2-24</b>	<b>13,060</b>
120 x 48	8 - 10	P-Lam	2	22007/5	2-24	10,860
<b>120 x 54</b>	<b>8 - 10</b>	<b>Wood</b>	<b>2</b>	<b>20727/2</b>	<b>2-28</b>	<b>14,555</b>
132 x 48	8 - 10	Wood	2	22008/2	2-24	14,325
<b>132 x 54</b>	<b>8 - 10</b>	<b>Wood</b>	<b>2</b>	<b>22009/2</b>	<b>2-28</b>	<b>15,825</b>

These models are constructed without support rails – bases are attached directly to tops.

Anodized Aluminum Base Ends



Anodized Aluminum Base Ends



\* Based on a chair width of 25".

L" x D"	Sugg Seat Capacity	Top Finish	Top Sections	Model Number	Number of Bases-Size	3 Duo Bases List Price	Model Number	Number of Bases-Size	3 Duo Bases List Price
<b>144 x 48</b>	<b>10 - 12</b>	<b>Wood</b>	<b>2</b>	<b>22010/2</b>	<b>3-24</b>	<b>16,815</b>	<b>50814/2</b>	<b>2-28 dia, 1-26</b>	<b>17,935</b>
144 x 54	10 - 12	Wood	2	22011/2	3-28	18,325	50815/2	2-30 dia, 1-28	19,470
<b>144 x 60</b>	<b>10 - 12</b>	<b>Wood</b>	<b>2</b>	<b>20728/2</b>	<b>3-32</b>	<b>19,780</b>	<b>50816/2</b>	<b>2-30 dia, 1-32</b>	<b>20,915</b>
156 x 48	10 - 12	Wood	2	22012/2	3-24	18,050	50817/2	2-28 dia, 1-26	19,170
<b>156 x 54</b>	<b>12 - 14</b>	<b>Wood</b>	<b>2</b>	<b>22013/2</b>	<b>3-28</b>	<b>19,710</b>	<b>50818/2</b>	<b>2-30 dia, 1-28</b>	<b>20,610</b>
156 x 60	12 - 14	Wood	2	20729/2	3-32	21,340	50819/2	2-30 dia, 1-32	22,330
<b>156 x 66</b>	<b>12 - 14</b>	<b>Wood</b>	<b>3</b>	<b>20730/2</b>	<b>3-34</b>	<b>23,100</b>	<b>50820/2</b>	<b>2-32 dia, 1-34</b>	<b>24,135</b>
168 x 48	12 - 14	Wood	2	22014/2	3-24	20,180	50821/2	2-28 dia, 1-26	21,325
<b>168 x 54</b>	<b>12 - 14</b>	<b>Wood</b>	<b>2</b>	<b>22015/2</b>	<b>3-28</b>	<b>22,010</b>	<b>50822/2</b>	<b>2-30 dia, 1-28</b>	<b>23,145</b>
168 x 60	12 - 14	Wood	2	22016/2	3-32	23,805	50823/2	2-30 dia, 1-32	24,915
<b>168 x 66</b>	<b>12 - 14</b>	<b>Wood</b>	<b>3</b>	<b>20731/2</b>	<b>3-34</b>	<b>25,735</b>	<b>50824/2</b>	<b>2-32 dia, 1-34</b>	<b>26,775</b>

All table sizes are available with Plastic Laminate top surfaces. To specify, select the desired table size and replace /2 in the wood finish model number with /5.

# VOX® CONFERENCE TABLES

RACETRACK SHAPE Design Mark Müller



Specify edge type; add the two letter code after the model number.



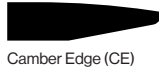
Facet Edge (FC)



Taper Edge (TE)

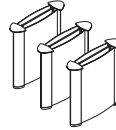


Flowform Edge (FF)  
5% upcharge  
laminates not available



Camber Edge (CE)  
5% upcharge  
laminates not available

Anodized Aluminum Base Ends



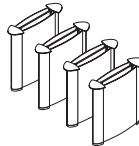
Anodized Aluminum Base Ends




\* Based on a chair width of 25".

L" x D"	Sugg Seat Capacity	Top Finish	Top Sections	Model Number	Number of Bases-Size	3 Duo Bases List Price	Model Number	Number of Bases-Size	2 Tri Bases 1 Duo Base
<b>180 x 48</b>	<b>12 - 14</b>	<b>Wood</b>	<b>3</b>	<b>22017/2</b>	<b>3-24</b>	<b>21,170</b>	<b>50825/2</b>	<b>2-28 dia, 1-26</b>	<b>22,300</b>
180 x 54	14 - 16	Wood	3	22018/2	3-28	23,120	50826/2	2-30 dia, 1-28	25,775
<b>180 x 60</b>	<b>14 - 16</b>	<b>Wood</b>	<b>3</b>	<b>22019/2</b>	<b>3-32</b>	<b>25,040</b>	<b>50827/2</b>	<b>2-30 dia, 1-32</b>	<b>26,115</b>
180 x 66	14 - 16	Wood	3	20732/2	3-34	27,080	50828/2	2-32 dia, 1-34	29,715
<b>180 x 72</b>	<b>14 - 16</b>	<b>Wood</b>	<b>3</b>	<b>20733/2</b>	<b>3-36</b>	<b>29,075</b>	<b>50829/2</b>	<b>2-34 dia, 1-36</b>	<b>30,265</b>
192 x 54	14 - 16	Wood	4	22020/2	3-28	24,915	50830/2	2-30 dia, 1-28	26,065
<b>192 x 60</b>	<b>14 - 16</b>	<b>Wood</b>	<b>4</b>	<b>22021/2</b>	<b>3-32</b>	<b>27,015</b>	<b>50831/2</b>	<b>2-30 dia, 1-32</b>	<b>28,650</b>
192 x 66	14 - 16	Wood	4	20734/2	3-34	29,265	50832/2	2-32 dia, 1-34	30,295
<b>192 x 72</b>	<b>14 - 16</b>	<b>Wood</b>	<b>4</b>	<b>20735/2</b>	<b>3-36</b>	<b>31,420</b>	<b>50833/2</b>	<b>2-34 dia, 1-36</b>	<b>32,630</b>
204 x 54	14 - 16	Wood	4	22022/2	3-28	26,065	50834/2	2-30 dia, 1-28	27,195
<b>204 x 60</b>	<b>16 - 18</b>	<b>Wood</b>	<b>4</b>	<b>22023/2</b>	<b>3-32</b>	<b>28,285</b>	<b>50835/2</b>	<b>2-30 dia, 1-32</b>	<b>29,925</b>
204 x 66	16 - 18	Wood	4	20736/2	3-34	30,650	50836/2	2-32 dia, 1-34	31,695
<b>204 x 72</b>	<b>16 - 18</b>	<b>Wood</b>	<b>4</b>	<b>20737/2</b>	<b>3-36</b>	<b>32,945</b>	<b>50837/2</b>	<b>2-34 dia, 1-36</b>	<b>34,145</b>
204 x 78	16 - 18	Wood	4	20738/2	3-38	35,230	50838/2	2-36 dia, 1-38	36,385
<b>216 x 54</b>	<b>16 - 18</b>	<b>Wood</b>	<b>4</b>	<b>22024/2</b>	<b>3-28</b>	<b>28,035</b>	<b>50839/2</b>	<b>2-30 dia, 1-28</b>	<b>29,165</b>
216 x 60	16 - 18	Wood	4	22025/2	3-32	30,450	50840/2	2-30 dia, 1-32	31,575
<b>216 x 66</b>	<b>16 - 18</b>	<b>Wood</b>	<b>4</b>	<b>20739/2</b>	<b>3-34</b>	<b>33,030</b>	<b>50841/2</b>	<b>2-32 dia, 1-34</b>	<b>34,065</b>
216 x 72	16 - 18	Wood	4	20740/2	3-36	35,535	50842/2	2-34 dia, 1-36	36,710
<b>216 x 78</b>	<b>16 - 18</b>	<b>Wood</b>	<b>4</b>	<b>20741/2</b>	<b>3-38</b>	<b>37,975</b>	<b>50843/2</b>	<b>2-36 dia, 1-38</b>	<b>39,130</b>

Anodized Aluminum Base Ends



Anodized Aluminum Base Ends



\* Based on a chair width of 25".

L" x D"	Sugg Seat Capacity	Top Finish	Top Sections	Model Number	Number of Bases-Size	4 Duo Bases List Price	Model Number	Number of Bases-Size	2 Tri Bases 2 Duo Base
<b>228 x 54</b>	<b>16 - 18</b>	<b>Wood</b>	<b>4</b>	<b>22026/2</b>	<b>4-28</b>	<b>30,970</b>	<b>50844/2</b>	<b>2-30 dia, 2-28</b>	<b>32,095</b>
228 x 60	16 - 18	Wood	4	22027/2	4-32	33,620	50845/2	2-30 dia, 2-32	34,730
<b>228 x 66</b>	<b>18 - 20</b>	<b>Wood</b>	<b>4</b>	<b>20742/2</b>	<b>4-34</b>	<b>37,205</b>	<b>50846/2</b>	<b>2-32 dia, 2-34</b>	<b>38,215</b>
228 x 72	18 - 20	Wood	4	20743/2	4-36	39,095	50847/2	2-34 dia, 2-36	40,280
<b>228 x 78</b>	<b>18 - 20</b>	<b>Wood</b>	<b>4</b>	<b>20744/2</b>	<b>4-38</b>	<b>41,770</b>	<b>50848/2</b>	<b>2-36 dia, 2-38</b>	<b>42,930</b>
228 x 84	18 - 20	Wood	4	20745/2	4-40	44,325	50849/2	2-38 dia, 2-40	45,590
<b>240 x 54</b>	<b>16 - 18</b>	<b>Wood</b>	<b>4</b>	<b>22028/2</b>	<b>4-28</b>	<b>32,795</b>	<b>50850/2</b>	<b>2-30 dia, 2-28</b>	<b>33,945</b>
240 x 60	18 - 20	Wood	4	22029/2	4-32	35,615	50851/2	2-30 dia, 2-32	36,750
<b>240 x 66</b>	<b>18 - 20</b>	<b>Wood</b>	<b>4</b>	<b>20746/2</b>	<b>4-34</b>	<b>38,555</b>	<b>50852/2</b>	<b>2-32 dia, 2-34</b>	<b>39,580</b>
240 x 72	18 - 20	Wood	4	20747/2	4-36	41,470	50853/2	2-34 dia, 2-36	42,705
<b>240 x 78</b>	<b>18 - 20</b>	<b>Wood</b>	<b>4</b>	<b>20748/2</b>	<b>4-38</b>	<b>44,365</b>	<b>50854/2</b>	<b>2-36 dia, 2-38</b>	<b>45,495</b>
240 x 84	18 - 20	Wood	4	20749/2	4-40	47,110	50855/2	2-38 dia, 2-40	48,345

All table sizes are available with Plastic Laminate top surfaces. To specify, select the desired table size and replace /2' in the wood finish model number with /5'.

# VOX® CONFERENCE TABLES

SUPER ELLIPSE SHAPE

Design Mark Müller



Specify edge type; add the two letter code after the model number.



Facet Edge (FC)



Taper Edge (TE)

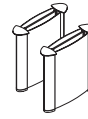


Flowform Edge (FF)  
5% upcharge  
laminates not available



Camber Edge (CE)  
5% upcharge  
laminates not available

Anodized Aluminum Base Ends




\* Based on a chair width of 25".

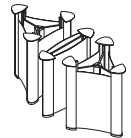
L"	x	D"	Sugg Seat Capacity	Top Finish	Top Sections	Model Number	Number of Bases-Size	2 Duo Bases List Price
<b>72</b>	<b>36</b>	<b>4 - 6</b>	<b>4</b>	<b>Wood</b>	<b>1</b>	<b>22860/2</b>	<b>2-22</b>	<b>7,195</b>
72	36	4 - 6	4	P-Lam	1	22860/5	2-22	6,150
<b>78</b>	<b>38</b>	<b>6 - 8</b>	<b>6</b>	<b>Wood</b>	<b>1</b>	<b>22861/2</b>	<b>2-22</b>	<b>7,815</b>
78	38	6 - 8	6	P-Lam	1	22861/5	2-22	6,615
<b>84</b>	<b>38</b>	<b>6 - 8</b>	<b>6</b>	<b>Wood</b>	<b>1</b>	<b>20776/2</b>	<b>2-22</b>	<b>8,140</b>
84	38	6 - 8	6	P-Lam	1	20776/5	2-22	6,905
<b>84</b>	<b>42</b>	<b>6 - 8</b>	<b>6</b>	<b>Wood</b>	<b>1</b>	<b>22862/2</b>	<b>2-22</b>	<b>8,710</b>
84	42	6 - 8	6	P-Lam	1	22862/5	2-22	7,325
<b>96</b>	<b>42</b>	<b>6 - 8</b>	<b>6</b>	<b>Wood</b>	<b>1</b>	<b>22863/2</b>	<b>2-22</b>	<b>9,570</b>
96	42	6 - 8	6	P-Lam	1	22863/5	2-22	7,930
<b>96</b>	<b>48</b>	<b>6 - 8</b>	<b>6</b>	<b>Wood</b>	<b>1</b>	<b>22031/2</b>	<b>2-24</b>	<b>10,530</b>
96	48	6 - 8	6	P-Lam	1	22031/5	2-24	8,705
<b>108</b>	<b>42</b>	<b>6 - 8</b>	<b>6</b>	<b>Wood</b>	<b>2</b>	<b>22864/2</b>	<b>2-22</b>	<b>10,390</b>
108	42	6 - 8	6	P-Lam	2	22864/5	2-22	8,590
<b>108</b>	<b>48</b>	<b>8 - 10</b>	<b>8</b>	<b>Wood</b>	<b>2</b>	<b>20777/2</b>	<b>2-24</b>	<b>11,480</b>
108	48	8 - 10	8	P-Lam	2	20777/5	2-24	9,430
<b>120</b>	<b>42</b>	<b>8 - 10</b>	<b>8</b>	<b>Wood</b>	<b>2</b>	<b>22865/2</b>	<b>2-24</b>	<b>12,220</b>
120	42	8 - 10	8	P-Lam	2	22865/5	2-24	10,220
<b>120</b>	<b>48</b>	<b>8 - 10</b>	<b>8</b>	<b>Wood</b>	<b>2</b>	<b>22866/2</b>	<b>2-24</b>	<b>13,405</b>
120	48	8 - 10	8	P-Lam	2	22866/5	2-24	11,115
<b>120</b>	<b>54</b>	<b>8 - 10</b>	<b>8</b>	<b>Wood</b>	<b>2</b>	<b>20778/2</b>	<b>2-28</b>	<b>14,950</b>
132	48	10 - 12	10	Wood	2	22867/2	2-24	14,720
<b>132</b>	<b>54</b>	<b>10 - 12</b>	<b>10</b>	<b>Wood</b>	<b>2</b>	<b>22868/2</b>	<b>2-28</b>	<b>16,270</b>

These models are constructed without support rails – bases are attached directly to tops.

Anodized Aluminum Base Ends



Anodized Aluminum Base Ends



\* Based on a chair width of 25".

L"	x	D"	Sugg Seat Capacity	Top Finish	Top Sections	Model Number	Number of Bases-Size	3 Duo Bases List Price	Model Number	Number of Bases-Size	2 Tri Bases 1 Duo Base List Price
<b>144</b>	<b>48</b>	<b>10 - 12</b>	<b>10</b>	<b>Wood</b>	<b>2</b>	<b>22869/2</b>	<b>2-24, 1-26</b>	<b>17,250</b>	<b>50414/2</b>	<b>2-28 dia, 1-26</b>	<b>18,385</b>
144	54	10 - 12	10	Wood	2	22870/2	2-24, 1-28	18,820	50415/2	2-28 dia, 1-28	19,960
<b>144</b>	<b>60</b>	<b>10 - 12</b>	<b>10</b>	<b>Wood</b>	<b>2</b>	<b>20779/2</b>	<b>2-26, 1-32</b>	<b>20,330</b>	<b>50416/2</b>	<b>2-28 dia, 1-32</b>	<b>21,465</b>
156	48	12 - 14	12	Wood	2	22871/2	2-24, 1-26	18,515	50417/2	2-28 dia, 1-26	19,665
<b>156</b>	<b>54</b>	<b>12 - 14</b>	<b>12</b>	<b>Wood</b>	<b>2</b>	<b>22872/2</b>	<b>2-24, 1-28</b>	<b>20,245</b>	<b>50418/2</b>	<b>2-28 dia, 1-28</b>	<b>21,145</b>
156	60	12 - 14	12	Wood	2	20780/2	2-26, 1-32	21,920	50419/2	2-28 dia, 1-32	22,935
<b>156</b>	<b>66</b>	<b>12 - 14</b>	<b>12</b>	<b>Wood</b>	<b>3</b>	<b>20781/2</b>	<b>2-28, 1-34</b>	<b>23,765</b>	<b>50420/2</b>	<b>2-30 dia, 1-34</b>	<b>24,800</b>
168	48	12 - 14	12	Wood	2	22873/2	2-24, 1-26	20,710	50421/2	2-28 dia, 1-26	21,830
<b>168</b>	<b>54</b>	<b>12 - 14</b>	<b>12</b>	<b>Wood</b>	<b>2</b>	<b>22874/2</b>	<b>2-24, 1-28</b>	<b>22,615</b>	<b>50422/2</b>	<b>2-28 dia, 1-28</b>	<b>23,750</b>
168	60	12 - 14	12	Wood	2	22875/2	2-26, 1-32	24,475	50423/2	2-28 dia, 1-32	25,580
<b>168</b>	<b>66</b>	<b>12 - 14</b>	<b>12</b>	<b>Wood</b>	<b>3</b>	<b>20782/2</b>	<b>2-28, 1-34</b>	<b>26,430</b>	<b>50424/2</b>	<b>2-30 dia, 1-34</b>	<b>27,500</b>

All table sizes are available with Plastic Laminate top surfaces. To specify, select the desired table size and replace '2' in the wood finish model number with '5'.

# VOX® CONFERENCE TABLES

SUPER ELLIPSE SHAPE

Design Mark Müller



Specify edge type; add the two letter code after the model number.



Facet Edge (FC)



Taper Edge (TE)

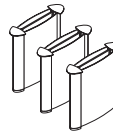


Flowform Edge (FF)  
5% upcharge  
laminare not available



Camber Edge (CE)  
5% upcharge  
laminare not available

Anodized Aluminum Base Ends



Anodized Aluminum Base Ends



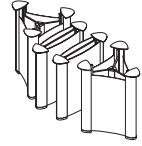
\* Based on a chair width of 25".

L" x D"	Sugg Seat Capacity	Top Finish	Top Sections	Model Number	Number of Bases-Size	3 Duo Bases List Price	Model Number	Number of Bases-Size	2 Tri Bases 1 Duo Base List Price
180 48	14 - 16	Wood	3	22876/2	2-24, 1-26	21,760	50425/2	2-28 dia, 1-26	22,885
180 54	14 - 16	Wood	3	22877/2	2-24", 1-28	23,760	50426/2	2-28 dia, 1-28	26,420
180 60	14 - 16	Wood	3	22878/2	2-26, 1-32	25,740	50427/2	2-28 dia, 1-32	26,845
180 66	14 - 16	Wood	3	20783/2	2-28, 1-34	27,870	50428/2	2-30 dia, 1-34	30,475
180 72	14 - 16	Wood	3	20784/2	2-30, 1-36	29,905	50429/2	2-32 dia, 1-36	31,125
192 54	14 - 16	Wood	4	22879/2	2-2", 1-28	25,610	50430/2	2-28 dia, 1-28	26,760
192 60	14 - 16	Wood	4	22880/2	2-26, 1-32	27,785	50431/2	2-28 dia, 1-32	29,410
192 66	14 - 16	Wood	4	20785/2	2-28, 1-34	30,120	50432/2	2-30 dia, 1-34	31,145
192 72	14 - 16	Wood	4	20786/2	2-30, 1-36	32,340	50433/2	2-32 dia, 1-36	33,555
204 54	16 - 18	Wood	4	22881/2	2-24, 1-28	26,795	50434/2	2-28 dia, 1-28	27,930
204 60	16 - 18	Wood	4	22882/2	2-26, 1-32	29,105	50435/2	2-28 dia, 1-32	30,725
204 66	16 - 18	Wood	4	20787/2	2-28, 1-34	31,570	50436/2	2-30 dia, 1-34	32,605
204 72	16 - 18	Wood	4	20788/2	2-30, 1-36	33,945	50437/2	2-32 dia, 1-36	35,145
204 78	16 - 18	Wood	4	20789/2	2-32, 1-38	36,290	50438/2	2-34 dia, 1-38	37,445
216 54	16 - 18	Wood	4	22883/2	2-24, 1-28	28,845	50439/2	2-28 dia, 1-28	29,970
216 60	16 - 18	Wood	4	22884/2	2-26, 1-32	31,350	50440/2	2-28 dia, 1-32	32,480
216 66	16 - 18	Wood	4	20790/2	2-28, 1-34	34,030	50441/2	2-30 dia, 1-34	35,055
216 72	16 - 18	Wood	4	20791/2	2-30, 1-36	36,615	50442/2	2-32 dia, 1-36	37,790
216 78	16 - 18	Wood	4	20792/2	2-32, 1-38	39,160	50443/2	2-34 dia, 1-38	40,305

Anodized Aluminum Base Ends



Anodized Aluminum Base Ends



\* Based on a chair width of 25".

L" x D"	Sugg Seat Capacity	Top Finish	Top Sections	Model Number	Number of Bases-Size	4 Duo Bases List Price	Model Number	Number of Bases-Size	2 Tri Bases 2 Duo Base List Price
228 54	18 - 20	Wood	4	22885/2	2-24, 2-28	31,815	50444/2	2-28 dia, 2-28	32,960
228 60	18 - 20	Wood	4	22886/2	2-26, 2-32	34,585	50445/2	2-28 dia, 2-32	35,710
228 66	18 - 20	Wood	4	20793/2	2-28, 2-34	38,280	50446/2	2-30 dia, 2-34	39,300
228 72	18 - 20	Wood	4	20794/2	2-30, 2-36	40,260	50447/2	2-32 dia, 2-36	41,445
228 78	18 - 20	Wood	4	20795/2	2-32, 2-38	43,030	50448/2	2-34 dia, 2-38	44,190
228 84	18 - 20	Wood	4	20796/2	2-34, 2-40	45,695	50449/2	2-36 dia, 2-40	46,920
240 54	18 - 20	Wood	4	22887/2	2-24, 2-28	33,735	50450/2	2-28 dia, 2-28	34,850
240 60	18 - 20	Wood	4	22888/2	2-26, 2-32	36,640	50451/2	2-28 dia, 2-32	37,775
240 66	18 - 20	Wood	4	20797/2	2-28, 2-34	39,670	50452/2	2-30 dia, 2-34	40,710
240 72	18 - 20	Wood	4	20798/2	2-30, 2-36	42,720	50453/2	2-32 dia, 2-36	43,940
240 78	18 - 20	Wood	4	20799/2	2-32, 2-38	45,700	50454/2	2-34 dia, 2-38	46,840
240 84	18 - 20	Wood	4	20800/2	2-34, 2-40	48,560	50455/2	2-36 dia, 2-40	49,795

All table sizes are available with Plastic Laminate top surfaces. To specify, select the desired table size and replace /2' in the wood finish model number with /5'.

# VOX® CONFERENCE TABLES

VISTA™ SHAPE (CLOSED)

Design Mark Müller

DUO BASE



Specify edge type; add the two letter code after the model number.



Facet Edge (FC)



Taper Edge (TE)

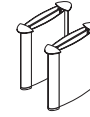


Flowform Edge (FF)  
5% upcharge  
laminates not available



Camber Edge (CE)  
5% upcharge  
laminates not available

Anodized Aluminum Base Ends

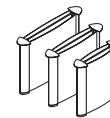


\* Based on a chair width of 25".

L" x D"	Sugg Seat Capacity	Top Finish	Top Sections	Model Number	Number of Bases-Size	Duo Base List Price
<b>84 x 33-48</b>	<b>5-7</b>	<b>Wood</b>	<b>1</b>	<b>52601/2</b>	<b>1-22, 1-26</b>	<b>8,590</b>
84 x 33-48	5-7	P-Lam	1	52601/5	1-22, 1-26	7,265
<b>84 x 38-54</b>	<b>5-7</b>	<b>Wood</b>	<b>1</b>	<b>52602/2</b>	<b>1-22, 1-28</b>	<b>9,400</b>
84 x 38-54	5-7	P-Lam	1	52602/5	1-22, 1-28	7,920
<b>96 x 33-48</b>	<b>5-7</b>	<b>Wood</b>	<b>1</b>	<b>52603/2</b>	<b>1-22, 1-26</b>	<b>9,400</b>
96 x 33-48	5-7	P-Lam	1	52603/5	1-22, 1-26	7,890
<b>96 x 38-54</b>	<b>5-7</b>	<b>Wood</b>	<b>1</b>	<b>52604/2</b>	<b>1-22, 1-28</b>	<b>10,390</b>
96 x 38-54	5-7	P-Lam	1	52604/5	1-22, 1-28	8,680
<b>96 x 43-60</b>	<b>5-7</b>	<b>Wood</b>	<b>1</b>	<b>52605/2</b>	<b>1-22, 1-32</b>	<b>11,275</b>
96 x 43-60	5-7	P-Lam	1	52605/5	1-22, 1-32	9,355
<b>108 x 38-54</b>	<b>7-9</b>	<b>Wood</b>	<b>2</b>	<b>52606/2</b>	<b>1-22, 1-28</b>	<b>11,425</b>
108 x 38-54	7-9	P-Lam	2	52606/5	1-22, 1-28	9,475
<b>108 x 43-60</b>	<b>7-9</b>	<b>Wood</b>	<b>2</b>	<b>52607/2</b>	<b>1-22, 1-32</b>	<b>12,405</b>
108 x 43-60	7-9	P-Lam	2	52607/5	1-22, 1-32	10,255
<b>120 x 38-54</b>	<b>7-9</b>	<b>Wood</b>	<b>2</b>	<b>52608/2</b>	<b>1-26, 1-28</b>	<b>13,355</b>
120 x 38-54	7-9	P-Lam	2	52608/5	1-26, 1-28	11,185
<b>120 x 43-60</b>	<b>7-9</b>	<b>Wood</b>	<b>2</b>	<b>52609/2</b>	<b>1-26, 1-32</b>	<b>14,565</b>
120 x 43-60	7-9	P-Lam	2	52609/5	1-26, 1-32	12,150
<b>132 x 38-54</b>	<b>7-9</b>	<b>Wood</b>	<b>2</b>	<b>52610/2</b>	<b>1-26, 1-28</b>	<b>14,500</b>
132 x 38-54	7-9	P-Lam	2	52610/5	1-26, 1-28	12,100
<b>132 x 43-60</b>	<b>7-9</b>	<b>Wood</b>	<b>2</b>	<b>52611/2</b>	<b>1-26, 1-32</b>	<b>15,840</b>
132 x 43-60	7-9	P-Lam	2	52611/5	1-26, 1-32	13,155
<b>132 x 48-66</b>	<b>7-9</b>	<b>Wood</b>	<b>3</b>	<b>52612/2</b>	<b>1-26, 1-34</b>	<b>17,020</b>
132 x 48-66	7-9	P-Lam	3	52612/5	1-26, 1-34	14,065

Anodized Aluminum Base Ends

These models are constructed without support rails – bases are attached directly to tops.



\* Based on a chair width of 25".

L" x D"	Sugg Seat Capacity	Top Finish	Top Sections	Model Number	Number of Bases-Size	Duo Base List Price
<b>144 x 38-54</b>	<b>9-11</b>	<b>Wood</b>	<b>2</b>	<b>52613/2</b>	<b>1-26, 1-28, 1-28</b>	<b>17,245</b>
144 x 38-54	9-11	P-Lam	2	52613/5	1-26, 1-28, 1-28	14,610
<b>144 x 43-60</b>	<b>9-11</b>	<b>Wood</b>	<b>2</b>	<b>52614/2</b>	<b>1-26, 1-30, 1-32</b>	<b>18,735</b>
144 x 43-60	9-11	P-Lam	2	52614/5	1-26, 1-30, 1-32	15,740
<b>144 x 48-66</b>	<b>9-11</b>	<b>Wood</b>	<b>3</b>	<b>52615/2</b>	<b>1-26, 1-30, 1-34</b>	<b>20,020</b>
144 x 48-66	9-11	P-Lam	3	52615/5	1-26, 1-30, 1-34	16,770
<b>156 x 43-60</b>	<b>9-11</b>	<b>Wood</b>	<b>2</b>	<b>52616/2</b>	<b>1-26, 1-30, 1-32</b>	<b>19,975</b>
156 x 43-60	9-11	P-Lam	2	52616/5	1-26, 1-30, 1-32	16,740
<b>156 x 48-66</b>	<b>9-11</b>	<b>Wood</b>	<b>3</b>	<b>52617/2</b>	<b>1-26, 1-30, 1-34</b>	<b>21,375</b>
156 x 48-66	9-11	P-Lam	3	52617/5	1-26, 1-30, 1-34	17,820
<b>168 x 43-60</b>	<b>11-13</b>	<b>Wood</b>	<b>2</b>	<b>52618/2</b>	<b>1-26, 1-30, 1-32</b>	<b>22,655</b>
168 x 43-60	11-13	P-Lam	2	52618/5	1-26, 1-30, 1-32	18,410
<b>168 x 48-66</b>	<b>11-13</b>	<b>Wood</b>	<b>3</b>	<b>52619/2</b>	<b>1-26, 1-30, 1-34</b>	<b>23,635</b>

All table sizes are available with Plastic Laminate top surfaces. To specify, select the desired table size and replace /2' in the wood finish model number with /5'.

# VOX® CONFERENCE TABLES

VISTA™ SHAPE (CLOSED)

Design Mark Müller

DUO BASE



Specify edge type; add the two letter code after the model number.



Facet Edge (FC)



Taper Edge (TE)

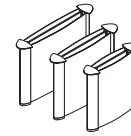


Flowform Edge (FF)  
5% upcharge  
laminates not available



Camber Edge (CE)  
5% upcharge  
laminates not available

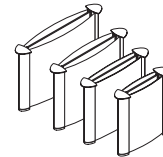
Anodized Aluminum Base Ends



\* Based on a chair width of 25".

L" x D"	Sugg Seat Capacity	Top Finish	Top Sections	Model Number	Number of Bases-Size	Duo Base List Price
180 38-54	11-13	Wood	3	52620/2	1-26, 1-28, 1-28	21,475
180 43-60	11-13	Wood	3	52621/2	1-26, 1-30, 1-32	23,185
<b>180 48-66</b>	<b>11-13</b>	<b>Wood</b>	<b>3</b>	<b>52622/2</b>	<b>1-26, 1-30, 1-34</b>	<b>25,065</b>
180 53-72	12-14	Wood	3	52623/2	1-28, 1-32, 1-36	26,970
<b>180 58-78</b>	<b>12-14</b>	<b>Wood</b>	<b>3</b>	<b>52624/2</b>	<b>1-30, 1-34, 1-38</b>	<b>28,710</b>
180 63-84	12-14	Wood	3	52625/2	1-32, 1-36, 1-40	30,510
<b>192 38-54</b>	<b>11-13</b>	<b>Wood</b>	<b>4</b>	<b>52626/2</b>	<b>1-26, 1-28, 1-28</b>	<b>22,740</b>
192 43-60	11-13	Wood	4	52627/2	1-26, 1-30, 1-32	24,770
<b>192 48-66</b>	<b>11-13</b>	<b>Wood</b>	<b>4</b>	<b>52628/2</b>	<b>1-26, 1-30, 1-34</b>	<b>26,595</b>
192 53-72	12-14	Wood	4	52629/2	1-28, 1-32, 1-36	28,640
<b>192 58-78</b>	<b>12-14</b>	<b>Wood</b>	<b>4</b>	<b>52630/2</b>	<b>1-30, 1-34, 1-38</b>	<b>30,865</b>
192 63-84	12-14	Wood	4	52631/2	1-32, 1-36, 1-40	32,455
204 <b>38-54</b>	<b>13-15</b>	<b>Wood</b>	<b>4</b>	<b>52632/2</b>	<b>1-26, 1-28, 1-28</b>	<b>23,935</b>
204 43-60	13-15	Wood	4	52633/2	1-26, 1-30, 1-32	25,890
204 <b>48-66</b>	<b>13-15</b>	<b>Wood</b>	<b>4</b>	<b>52634/2</b>	<b>1-26, 1-30, 1-34</b>	<b>28,050</b>
204 53-72	14-16	Wood	4	52635/2	1-28, 1-32, 1-36	30,240
204 <b>58-78</b>	<b>14-16</b>	<b>Wood</b>	<b>4</b>	<b>52636/2</b>	<b>1-30, 1-34, 1-38</b>	<b>32,235</b>
204 63-84	14-16	Wood	4	52637/2	1-32, 1-36, 1-40	34,285
216 <b>38-54</b>	<b>13-15</b>	<b>Wood</b>	<b>4</b>	<b>52638/2</b>	<b>1-26, 1-28, 1-28</b>	<b>25,290</b>
216 43-60	13-15	Wood	4	52639/2	1-26, 1-30, 1-32	27,625
216 <b>48-66</b>	<b>13-15</b>	<b>Wood</b>	<b>4</b>	<b>52640/2</b>	<b>1-26, 1-30, 1-34</b>	<b>29,700</b>
216 53-72	14-16	Wood	4	52641/2	1-28, 1-32, 1-36	32,000
216 <b>58-78</b>	<b>14-16</b>	<b>Wood</b>	<b>4</b>	<b>52642/2</b>	<b>1-30, 1-34, 1-38</b>	<b>34,345</b>
216 63-84	14-16	Wood	4	52643/2	1-32, 1-36, 1-40	35,755

Anodized Aluminum Base Ends



\* Based on a chair width of 25".

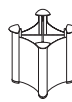
L" x D"	Sugg Seat Capacity	Top Finish	Top Sections	Model Number	Number of Bases-Size	Duo Base List Price
<b>228 38-54</b>	<b>15-17</b>	<b>Wood</b>	<b>4</b>	<b>52644/2</b>	<b>1-26, 1-26, 1-28, 1-28</b>	<b>27,920</b>
228 43-60	15-17	Wood	4	52645/2	1-26, 1-28, 1-30, 1-32	30,565
<b>228 48-66</b>	<b>15-17</b>	<b>Wood</b>	<b>4</b>	<b>52646/2</b>	<b>1-26, 1-30, 1-32, 1-34</b>	<b>32,760</b>
228 53-72	16-18	Wood	4	52647/2	1-28, 1-32, 1-34, 1-36	35,230
<b>228 58-78</b>	<b>16-18</b>	<b>Wood</b>	<b>4</b>	<b>52648/2</b>	<b>1-30, 1-34, 1-36, 1-38</b>	<b>37,615</b>
228 63-84	16-18	Wood	4	52649/2	1-32, 1-36, 1-38, 1-40	40,005
<b>240 38-54</b>	<b>15-17</b>	<b>Wood</b>	<b>4</b>	<b>52650/2</b>	<b>1-26, 1-26, 1-28, 1-28</b>	<b>29,525</b>
240 43-60	15-17	Wood	4	52651/2	1-26, 1-28, 1-30, 1-32	32,085
<b>240 48-66</b>	<b>15-17</b>	<b>Wood</b>	<b>4</b>	<b>52652/2</b>	<b>1-26, 1-30, 1-32, 1-34</b>	<b>34,470</b>
240 53-72	16-18	Wood	4	52653/2	1-28, 1-32, 1-34, 1-36	37,080
<b>240 58-78</b>	<b>16-18</b>	<b>Wood</b>	<b>4</b>	<b>52654/2</b>	<b>1-30, 1-34, 1-36, 1-38</b>	<b>39,575</b>
240 63-84	16-18	Wood	4	52655/2	1-32, 1-36, 1-38, 1-40	42,100

All table sizes are available with Plastic Laminate top surfaces. To specify, select the desired table size and replace '/2' in the wood finish model number with '/5'.

# VOX® CONFERENCE TABLES

SQUARE SHAPE Design Mark Müller

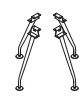
QUAD BASE



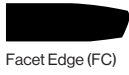
ACCESS BASE




TAPER LEGS



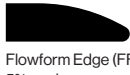
Specify edge type; add the two letter code after the model number.



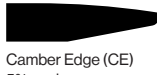
Facet Edge (FC)



Taper Edge (TE)

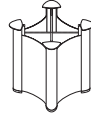


Flowform Edge (FF)  
5% upcharge  
laminates not available



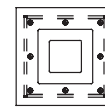
Camber Edge (CE)  
5% upcharge  
laminates not available

Anodized Aluminum Base Ends

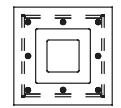


Single Square Access Base

No Trim



With Anodized Aluminum Trim



\* Based on a chair width of 25".

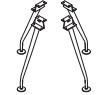
L" x D"	Sugg Seat Capacity	Top Finish	Top Sections	Model Number	Base Size"	Quad Base List Price	Model Number	Access Base List Price	Model Number	Access Base List Price
<b>42 x 42</b>	<b>2 - 4</b>	<b>Wood</b>	<b>1</b>	<b>22816/2</b>	<b>26</b>	<b>4,840</b>	<b>65111/2</b>	<b>5,325</b>	<b>65112/2</b>	<b>5,475</b>
42 x 42	2 - 4	P-Lam	1	22816/5	26	4,280	65111/5	4,790	65112/5	4,925
<b>48 x 48</b>	<b>2 - 4</b>	<b>Wood</b>	<b>1</b>	<b>22817/2</b>	<b>26</b>	<b>5,615</b>	<b>65121/2</b>	<b>6,080</b>	<b>65122/2</b>	<b>6,225</b>
48 x 48	2 - 4	P-Lam	1	22817/5	26	4,840	65121/5	5,325	65122/5	5,475
<b>54 x 54</b>	<b>4 - 6</b>	<b>Wood</b>	<b>1</b>	<b>22818/2</b>	<b>30</b>	<b>6,850</b>	<b>65131/2</b>	<b>7,265</b>	<b>65132/2</b>	<b>7,415</b>
54 x 54	4 - 6	P-Lam	1	22818/5	30	5,870	65131/5	6,325	65132/5	6,470
<b>60 x 60</b>	<b>6 - 8</b>	<b>Wood</b>	<b>1</b>	<b>22819/2</b>	<b>36</b>	<b>9,175</b>	<b>65141/2</b>	<b>9,535</b>	<b>65142/2</b>	<b>9,680</b>
60 x 60	6 - 8	P-Lam	1	22819/5	36	7,905	65141/5	8,315	65142/5	8,450
<b>66 x 66</b>	<b>6 - 8</b>	<b>Wood</b>	<b>2</b>	<b>22820/2</b>	<b>42</b>	<b>10,580</b>	<b>65151/2</b>	<b>10,910</b>	<b>65152/2</b>	<b>11,050</b>
66 x 66	6 - 8	P-Lam	2	22820/5	42	9,085	65151/5	9,450	65152/5	9,585
<b>72 x 72</b>	<b>6 - 8</b>	<b>Wood</b>	<b>2</b>	<b>22821/2</b>	<b>48</b>	<b>12,270</b>	<b>65161/2</b>	<b>12,550</b>	<b>65162/2</b>	<b>12,680</b>
72 x 72	6 - 8	P-Lam	2	22821/5	48	10,440	65161/5	10,765	65162/5	10,905
<b>78 x 78</b>	<b>8 - 10</b>	<b>Wood</b>	<b>2</b>	<b>22822/2</b>	<b>48</b>	<b>13,640</b>	<b>65171/2</b>	<b>13,875</b>	<b>65172/2</b>	<b>14,030</b>
78 x 78	8 - 10	P-Lam	2	22822/5	48	11,505	65171/5	11,795	65172/5	11,945
<b>84 x 84</b>	<b>8 - 10</b>	<b>Wood</b>	<b>2</b>	<b>22823/2</b>	<b>54</b>	<b>15,365</b>	<b>65181/2</b>	<b>15,550</b>	<b>65182/2</b>	<b>15,680</b>
84 x 84	8 - 10	P-Lam	2	22823/5	54	12,840	65181/5	13,100	65182/5	13,245
<b>90 x 90</b>	<b>8 - 10</b>	<b>Wood</b>	<b>2</b>	<b>22824/2</b>	<b>60</b>	<b>17,450</b>	<b>65191/2</b>	<b>17,570</b>	<b>65192/2</b>	<b>17,705</b>
90 x 90	8 - 10	P-Lam	2	22824/5	60	14,555	65191/5	14,765	65192/5	14,920
<b>96 x 96</b>	<b>10 - 12</b>	<b>Wood</b>	<b>2</b>	<b>22825/2</b>	<b>66</b>	<b>19,670</b>	<b>65201/2</b>	<b>19,725</b>	<b>65202/2</b>	<b>19,875</b>
96 x 96	10 - 12	P-Lam	2	22825/5	66	16,310	65201/5	16,465	65202/5	16,605

42" and 48" Square and Round shape tables, with a Quad base, do not have a removable panel. The table is placed on its side for installing and removing cabling and wire management. Quad base & Taper leg dimensions are shown as overall base diameter; Access base dimension is for one side of base.

Metallic Silver Paint



Mirror-Polished



\* Based on a chair width of 25".

L" x D"	Sugg Seat Capacity	Top Finish	Top Sections	Model Number	Base Size"	Taper Base List Price	Model Number	Base Size"	Taper Base List Price
<b>42 x 42</b>	<b>2 - 4</b>	<b>Wood</b>	<b>1</b>	<b>54601/2</b>	<b>26</b>	<b>5,635</b>	<b>52201/2</b>	<b>26</b>	<b>7,025</b>
42 x 42	2 - 4	P-Lam	1	54601/5	26	5,060	52201/5	26	6,445
<b>48 x 48</b>	<b>2 - 4</b>	<b>Wood</b>	<b>1</b>	<b>54602/2</b>	<b>26</b>	<b>6,430</b>	<b>52202/2</b>	<b>26</b>	<b>7,840</b>
48 x 48	2 - 4	P-Lam	1	54602/5	26	5,680	52202/5	26	7,080
<b>54 x 54</b>	<b>4 - 6</b>	<b>Wood</b>	<b>1</b>	<b>54603/2</b>	<b>30</b>	<b>7,575</b>	<b>52203/2</b>	<b>30</b>	<b>8,945</b>
54 x 54	4 - 6	P-Lam	1	54603/5	30	6,565	52203/5	30	7,935
<b>60 x 60</b>	<b>6 - 8</b>	<b>Wood</b>	<b>1</b>	<b>54604/2</b>	<b>36</b>	<b>8,795</b>	<b>52204/2</b>	<b>36</b>	<b>10,170</b>
60 x 60	6 - 8	P-Lam	1	54604/5	36	7,520	52204/5	36	8,905
<b>66 x 66</b>	<b>6 - 8</b>	<b>Wood</b>	<b>2</b>	<b>54605/2</b>	<b>42</b>	<b>10,000</b>	<b>52205/2</b>	<b>42</b>	<b>11,390</b>
66 x 66	6 - 8	P-Lam	2	54605/5	42	8,475	52205/5	42	9,885
<b>72 x 72</b>	<b>6 - 8</b>	<b>Wood</b>	<b>2</b>	<b>54606/2</b>	<b>48</b>	<b>11,490</b>	<b>52206/2</b>	<b>48</b>	<b>12,890</b>
72 x 72	6 - 8	P-Lam	2	54606/5	48	9,670	52206/5	48	11,055
<b>78 x 78</b>	<b>8 - 10</b>	<b>Wood</b>	<b>2</b>	<b>54607/2</b>	<b>48</b>	<b>12,880</b>	<b>52207/2</b>	<b>48</b>	<b>14,270</b>
78 x 78	8 - 10	P-Lam	2	54607/5	48	10,735	52207/5	48	12,120
<b>84 x 84</b>	<b>8 - 10</b>	<b>Wood</b>	<b>2</b>	<b>54608/2</b>	<b>54</b>	<b>14,465</b>	<b>52208/2</b>	<b>54</b>	<b>15,845</b>
84 x 84	8 - 10	P-Lam	2	54608/5	54	11,955	52208/5	54	13,220
<b>90 x 90</b>	<b>8 - 10</b>	<b>Wood</b>	<b>2</b>	<b>54609/2</b>	<b>60</b>	<b>16,340</b>	<b>52209/2</b>	<b>60</b>	<b>17,735</b>
90 x 90	8 - 10	P-Lam	2	54609/5	60	13,440	52209/5	60	14,820
<b>96 x 96</b>	<b>10 - 12</b>	<b>Wood</b>	<b>2</b>	<b>54610/2</b>	<b>66</b>	<b>18,270</b>	<b>52210/2</b>	<b>66</b>	<b>19,665</b>
96 x 96	10 - 12	P-Lam	2	54610/5	66	14,910	52210/5	66	16,305

# VOX® CONFERENCE TABLES

ROUND SHAPE

Design Mark Müller

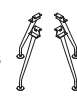
QUAD BASE



ACCESS BASE



TAPER LEGS



Specify edge type; add the two letter code after the model number.



Facet Edge (FC)



Taper Edge (TE)

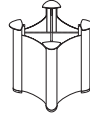


Flowform Edge (FF)  
5% upcharge  
laminates not available



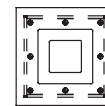
Camber Edge (CE)  
5% upcharge  
laminates not available

Anodized Aluminum Base Ends

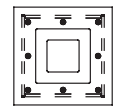


Single Square Access Base

No Trim



With Anodized Aluminum Trim



\* Based on a chair width of 25".

L" x D"	Sugg Seat Capacity	Top Finish	Top Sections	Model Number	Base Size'	Quad Base List Price	Model Number	Access Base List Price	Model Number	Access Base List Price
<b>42 dia.</b>	<b>3 - 5</b>	<b>Wood</b>	<b>1</b>	<b>22802/2</b>	<b>26</b>	<b>4,965</b>	<b>65211/2</b>	<b>5,455</b>	<b>65212/2</b>	<b>5,590</b>
42 dia.	3 - 5	P-Lam	1	22802/5	26	4,360	65211/5	4,865	65212/5	5,010
<b>48 dia.</b>	<b>3 - 5</b>	<b>Wood</b>	<b>1</b>	<b>22803/2</b>	<b>26</b>	<b>5,755</b>	<b>65221/2</b>	<b>6,225</b>	<b>65222/2</b>	<b>6,355</b>
48 dia.	3 - 5	P-Lam	1	22803/5	26	4,965	65221/5	5,455	65222/5	5,590
<b>54 dia.</b>	<b>4 - 6</b>	<b>Wood</b>	<b>1</b>	<b>22804/2</b>	<b>30</b>	<b>7,055</b>	<b>65231/2</b>	<b>7,485</b>	<b>65232/2</b>	<b>7,635</b>
54 dia.	4 - 6	P-Lam	1	22804/5	30	6,025	65231/5	6,495	65232/5	6,630
<b>60 dia.</b>	<b>5 - 7</b>	<b>Wood</b>	<b>1</b>	<b>22805/2</b>	<b>36</b>	<b>9,440</b>	<b>65241/2</b>	<b>9,795</b>	<b>65242/2</b>	<b>9,940</b>
60 dia.	5 - 7	P-Lam	1	22805/5	36	8,120	65241/5	8,520	65242/5	8,655
<b>66 dia.</b>	<b>5 - 7</b>	<b>Wood</b>	<b>2</b>	<b>22806/2</b>	<b>42</b>	<b>10,910</b>	<b>65251/2</b>	<b>11,225</b>	<b>65252/2</b>	<b>11,375</b>
66 dia.	5 - 7	P-Lam	2	22806/5	42	9,330	65251/5	9,695	65252/5	9,835
<b>72 dia.</b>	<b>6 - 8</b>	<b>Wood</b>	<b>2</b>	<b>22807/2</b>	<b>48</b>	<b>12,665</b>	<b>65261/2</b>	<b>12,930</b>	<b>65262/2</b>	<b>13,065</b>
72 dia.	6 - 8	P-Lam	2	22807/5	48	10,755	65261/5	11,080	65262/5	11,215
<b>78 dia.</b>	<b>7 - 9</b>	<b>Wood</b>	<b>2</b>	<b>22808/2</b>	<b>48</b>	<b>14,125</b>	<b>65271/2</b>	<b>14,330</b>	<b>65272/2</b>	<b>14,490</b>
78 dia.	7 - 9	P-Lam	2	22808/5	48	11,860	65271/5	12,150	65272/5	12,300
<b>84 dia.</b>	<b>8 - 10</b>	<b>Wood</b>	<b>2</b>	<b>22809/2</b>	<b>54</b>	<b>15,910</b>	<b>65281/2</b>	<b>16,085</b>	<b>65282/2</b>	<b>16,230</b>
84 dia.	8 - 10	P-Lam	2	22809/5	54	13,280	65281/5	13,525	65282/5	13,665
<b>90 dia.</b>	<b>8 - 10</b>	<b>Wood</b>	<b>2</b>	<b>22810/2</b>	<b>60</b>	<b>18,100</b>	<b>65291/2</b>	<b>18,210</b>	<b>65292/2</b>	<b>18,340</b>
90 dia.	8 - 10	P-Lam	2	22810/5	60	15,045	65291/5	15,240	65292/5	15,385
<b>96 dia.</b>	<b>9 - 11</b>	<b>Wood</b>	<b>2</b>	<b>22811/2</b>	<b>66</b>	<b>20,390</b>	<b>65301/2</b>	<b>20,420</b>	<b>65302/2</b>	<b>20,565</b>
96 dia.	9 - 11	P-Lam	2	22811/5	66	16,855	65301/5	17,000	65302/5	17,140

42" and 48" Square and Round shape tables, with a Quad base, do not have a removable panel. The table is placed on its side for installing and removing cabling and wire management. Quad base & Taper leg dimensions are shown as overall base diameter; Access base dimension is for one side of base.

Metallic Silver Paint



Mirror-Polished



\* Based on a chair width of 25".

L" x D"	Sugg Seat Capacity	Top Finish	Top Sections	Model Number	Base Size'	Taper Base List Price	Model Number	Base Size"	Taper Base List Price
<b>42 dia.</b>	<b>3 - 5</b>	<b>Wood</b>	<b>1</b>	<b>54701/2</b>	<b>26</b>	<b>5,755</b>	<b>52401/2</b>	<b>26</b>	<b>7,155</b>
42 dia.	3 - 5	P-Lam	1	54701/5	26	5,155	52401/5	26	6,550
<b>48 dia.</b>	<b>3 - 5</b>	<b>Wood</b>	<b>1</b>	<b>54702/2</b>	<b>26</b>	<b>6,600</b>	<b>52402/2</b>	<b>26</b>	<b>7,975</b>
48 dia.	3 - 5	P-Lam	1	54702/5	26	5,805	52402/5	26	7,200
<b>54 dia.</b>	<b>4 - 6</b>	<b>Wood</b>	<b>1</b>	<b>54703/2</b>	<b>30</b>	<b>7,780</b>	<b>52403/2</b>	<b>30</b>	<b>9,135</b>
54 dia.	4 - 6	P-Lam	1	54703/5	30	6,745	52403/5	30	8,120
<b>60 dia.</b>	<b>5 - 7</b>	<b>Wood</b>	<b>1</b>	<b>54704/2</b>	<b>36</b>	<b>9,070</b>	<b>52404/2</b>	<b>36</b>	<b>10,440</b>
60 dia.	5 - 7	P-Lam	1	54704/5	36	7,730	52404/5	36	9,115
<b>66 dia.</b>	<b>5 - 7</b>	<b>Wood</b>	<b>2</b>	<b>54705/2</b>	<b>42</b>	<b>10,325</b>	<b>52405/2</b>	<b>42</b>	<b>11,725</b>
66 dia.	5 - 7	P-Lam	2	54705/5	42	8,735	52405/5	42	10,135
<b>72 dia.</b>	<b>6 - 8</b>	<b>Wood</b>	<b>2</b>	<b>54706/2</b>	<b>48</b>	<b>11,895</b>	<b>52406/2</b>	<b>48</b>	<b>13,285</b>
72 dia.	6 - 8	P-Lam	2	54706/5	48	9,970	52406/5	48	11,360
<b>78 dia.</b>	<b>7 - 9</b>	<b>Wood</b>	<b>2</b>	<b>54707/2</b>	<b>48</b>	<b>13,355</b>	<b>52407/2</b>	<b>48</b>	<b>14,740</b>
78 dia.	7 - 9	P-Lam	2	54707/5	48	11,105	52407/5	48	12,485
<b>84 dia.</b>	<b>8 - 10</b>	<b>Wood</b>	<b>2</b>	<b>54708/2</b>	<b>54</b>	<b>15,005</b>	<b>52408/2</b>	<b>54</b>	<b>16,395</b>
84 dia.	8 - 10	P-Lam	2	54708/5	54	12,380	52408/5	54	13,755
<b>90 dia.</b>	<b>8 - 10</b>	<b>Wood</b>	<b>2</b>	<b>54709/2</b>	<b>60</b>	<b>17,000</b>	<b>52409/2</b>	<b>60</b>	<b>18,385</b>
90 dia.	8 - 10	P-Lam	2	54709/5	60	13,925	52409/5	60	15,320
<b>96 dia.</b>	<b>9 - 11</b>	<b>Wood</b>	<b>2</b>	<b>54710/2</b>	<b>66</b>	<b>19,000</b>	<b>52410/2</b>	<b>66</b>	<b>20,370</b>
96 dia.	9 - 11	P-Lam	2	54710/5	66	15,450	52410/5	66	16,840

# MODESTY PANEL OPTIONS

FOR OPEN VISTA™, ARENA™ AND CONGRESS™ SHAPED CONFERENCE TABLES



**Vox Open Vista, Arena and Congress** shaped tables are standard with Duo, Taper or T-Bases, but are also available with Access or Tower bases. Contact your local Sales Representative or the Nienkämper Customer Service Department at **800.668.9318** for more information and pricing.

**No Modesty Panel** is required when ordering conference tables with Duo, Access, Tower or T-bases. However, it is strongly recommended that modesty panels be included if Vox Forums are specified, so that wire management and cabling will be completely concealed.

**Taper bases are not available without a Partial (6"H) modesty panel.**



**Full Wood Modesty Panels** can be specified on both straight and curved tops and are available with Duo bases. Full panel modesty panels are only available with straight tops for Access and Tower Bases. The panel is  $\frac{3}{4}$ " thick and is attached to the vertical aluminum leg section of the base. The veneer and finish match the top with the grain running vertically. Wire management is standard and attaches to the underside of the top.

**Full Wood Modesty Panels not available for T-Leg or Taper Base.**



**Partial Wood Modesty Panels** can be specified on both straight and curved tops, and represent the most economical choice for concealment of cabling.

The panel is positioned in front of the bases and forms a continuous  $\frac{3}{4}$ " thick by 6" high skirt on the interior edge of the table.

A  $\frac{3}{4}$ " gap at the top of the panel provides wire access anywhere along the edge of the top. The gap is concealed from the back with a flexible black rubber strip.

Wire management is standard and attaches to the underside of the top.



**Aluminum Modesty Panels** can be specified on straight-sided tops. The 6" high clear aluminum modesty panel is hinged and can be opened by simply pulling outwards from the top edge.

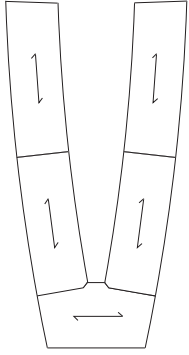
In its closed position a  $\frac{3}{4}$ " gap between the top of the panel and the underside of the top provides an area for wires to pass and a finger hold for opening.

The opening of the panel is advantageous when managing wiring that may change regularly.

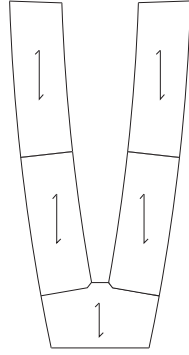
Wire management is standard and attaches to the underside of the top.

# VENEER LAYOUT OPTIONS FOR VOX® CONFERENCE TABLES

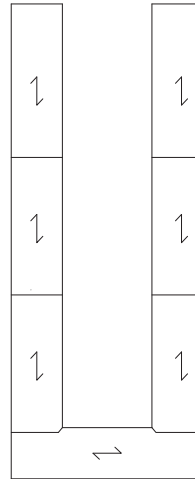
CONGRESS™ SHAPE, OPEN VISTA™ SHAPE AND ARENA™ SHAPE TABLES



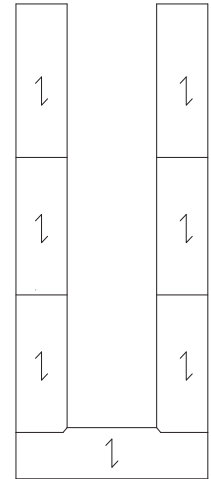
Vista Shape (open)  
Standard Flat Cut  
Book-Matched



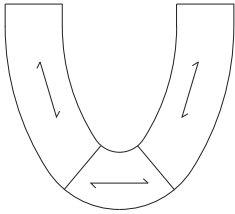
Vista Shape (open)  
In-Line Veneer  
Book-Matched  
**15% Upcharge**



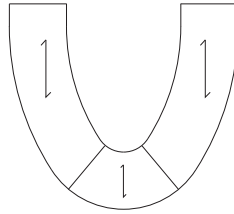
Congress Shape (open)  
Standard Flat Cut  
Book-Matched



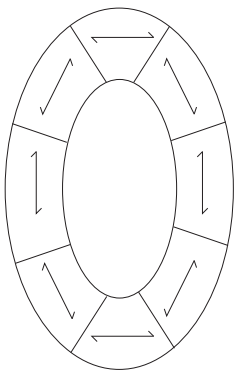
Congress Shape (open)  
In-Line Veneer  
Book-Matched  
**15% Upcharge**



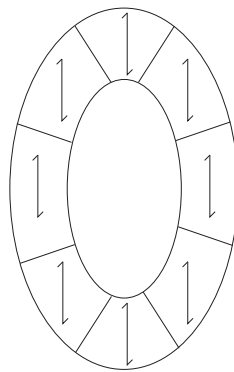
Arena Shape (open)  
Standard Flat Cut  
Book-Matched



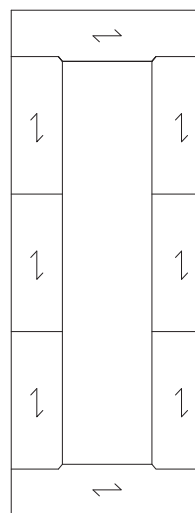
Arena Shape (open)  
In-Line Veneer  
Book-Matched  
**15% Upcharge**



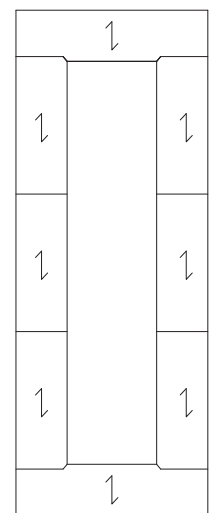
Arena Shape (closed)  
Standard Flat Cut  
Book-Matched



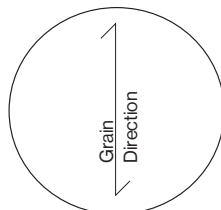
Arena Shape (closed)  
In-Line Veneer  
Book-Matched  
**15% Upcharge**



Congress Shape (closed)  
Standard Flat Cut  
Book-Matched



Congress Shape (closed)  
In-Line Veneer  
Book-Matched  
**15% Upcharge**



# VOX® CONFERENCE TABLES

## CONGRESS™ SHAPE (OPEN)



Specify edge type; add the two letter code after the model number.



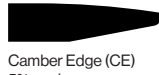
Facet Edge (FC)



Taper Edge (TE)



Flowform Edge (FF)  
5% upcharge  
laminates not available



Camber Edge (CE)  
5% upcharge  
laminates not available

Anodized Aluminum Base Ends



\* Based on a chair width of 25".

L" x D"	Sugg Seat Capacity	Top Finish	Top Sections	Number of Bases-Size	No Modesty Panel		Partial Wood Modesty Panel		Partial Aluminum Modesty Panel		Full Wood Modesty Panel	
					Model Number	Duo Base List Price	Model Number	Duo Base List Price	Model Number	Duo Base List Price	Model Number	Duo Base List Price
<b>130 96 11</b>	<b>11</b>	<b>Wood</b>	<b>3</b>	<b>4-22</b>	<b>55181/2</b>	<b>19,305</b>	<b>54511/2</b>	<b>22,035</b>	<b>54531/2</b>	<b>22,485</b>	<b>54521/2</b>	<b>24,990</b>
130 96 11	11	P-Lam	3	4-22	55181/5	16,065	54511/5	18,790	54531/5	19,255	54521/5	21,765
<b>162 96 13</b>	<b>13</b>	<b>Wood</b>	<b>5</b>	<b>6-22</b>	<b>55182/2</b>	<b>25,635</b>	<b>54512/2</b>	<b>28,800</b>	<b>54532/2</b>	<b>29,325</b>	<b>54522/2</b>	<b>32,235</b>
162 96 13	13	P-Lam	5	6-22	55182/5	21,590	54512/5	24,765	54532/5	25,290	54522/5	28,180
<b>211 96 17</b>	<b>17</b>	<b>Wood</b>	<b>5</b>	<b>6-22</b>	<b>55183/2</b>	<b>30,030</b>	<b>54513/2</b>	<b>34,755</b>	<b>54533/2</b>	<b>35,560</b>	<b>54523/2</b>	<b>39,890</b>
211 96 17	17	P-Lam	5	6-22	55183/5	24,910	54513/5	29,650	54533/5	30,445	54523/5	34,800
<b>297 96 23</b>	<b>23</b>	<b>Wood</b>	<b>7</b>	<b>8-22</b>	<b>55184/2</b>	<b>41,310</b>	<b>54514/2</b>	<b>48,065</b>	<b>54534/2</b>	<b>49,190</b>	<b>54524/2</b>	<b>55,385</b>
297 96 23	23	P-Lam	7	8-22	55184/5	34,205	54514/5	40,940	54534/5	42,045	54524/5	48,245
<b>383 96 29</b>	<b>29</b>	<b>Wood</b>	<b>9</b>	<b>10-22</b>	<b>55185/2</b>	<b>52,420</b>	<b>54515/2</b>	<b>61,170</b>	<b>54535/2</b>	<b>62,605</b>	<b>54525/2</b>	<b>70,650</b>
383 96 29	29	P-Lam	9	10-22	55185/5	43,255	54515/5	52,020	54535/5	53,475	54525/5	61,505
130 120 12	12	<b>Wood</b>	3	<b>5-22</b>	<b>55241/2</b>	<b>21,810</b>	<b>54611/2</b>	<b>24,830</b>	<b>54631/2</b>	<b>25,340</b>	<b>54621/2</b>	<b>28,105</b>
130 120 12	12	P-Lam	3	5-22	55241/5	18,320	54611/5	21,340	54631/5	21,825	54621/5	24,590
<b>162 120 14</b>	<b>14</b>	<b>Wood</b>	<b>5</b>	<b>7-22</b>	<b>55242/2</b>	<b>28,165</b>	<b>54612/2</b>	<b>31,890</b>	<b>54632/2</b>	<b>32,520</b>	<b>54622/2</b>	<b>35,940</b>
162 120 14	14	P-Lam	5	7-22	55242/5	23,850	54612/5	27,585	54632/5	28,220	54622/5	31,640
<b>211 120 18</b>	<b>18</b>	<b>Wood</b>	<b>5</b>	<b>7-22</b>	<b>55243/2</b>	<b>32,545</b>	<b>54613/2</b>	<b>37,560</b>	<b>54633/2</b>	<b>38,415</b>	<b>54623/2</b>	<b>43,025</b>
211 120 18	18	P-Lam	5	7-22	55243/5	27,175	54613/5	32,195	54633/5	33,040	54623/5	37,640
<b>297 120 24</b>	<b>24</b>	<b>Wood</b>	<b>7</b>	<b>9-22</b>	<b>55244/2</b>	<b>43,825</b>	<b>54614/2</b>	<b>50,880</b>	<b>54634/2</b>	<b>52,055</b>	<b>54624/2</b>	<b>58,500</b>
297 120 24	24	P-Lam	7	9-22	55244/5	36,430	54614/5	43,470	54634/5	44,635	54624/5	51,115
<b>383 120 30</b>	<b>30</b>	<b>Wood</b>	<b>9</b>	<b>11-22</b>	<b>55245/2</b>	<b>54,930</b>	<b>54615/2</b>	<b>63,975</b>	<b>54635/2</b>	<b>65,480</b>	<b>54625/2</b>	<b>73,760</b>
383 120 30	30	P-Lam	9	11-22	55245/5	45,495	54615/5	54,555	54635/5	56,060	54625/5	64,360

Table tops are 32" deep.

Modesty panel options should be selected if tables are specified with Vox® Forums.

For Access and Tower Base options contact Nienkämper Customer Service at **800.668.9318**



Duo Base, no modesty panel, no Forum.



Duo Base, partial wood modesty panel.



Duo Base, partial aluminum modesty panel.

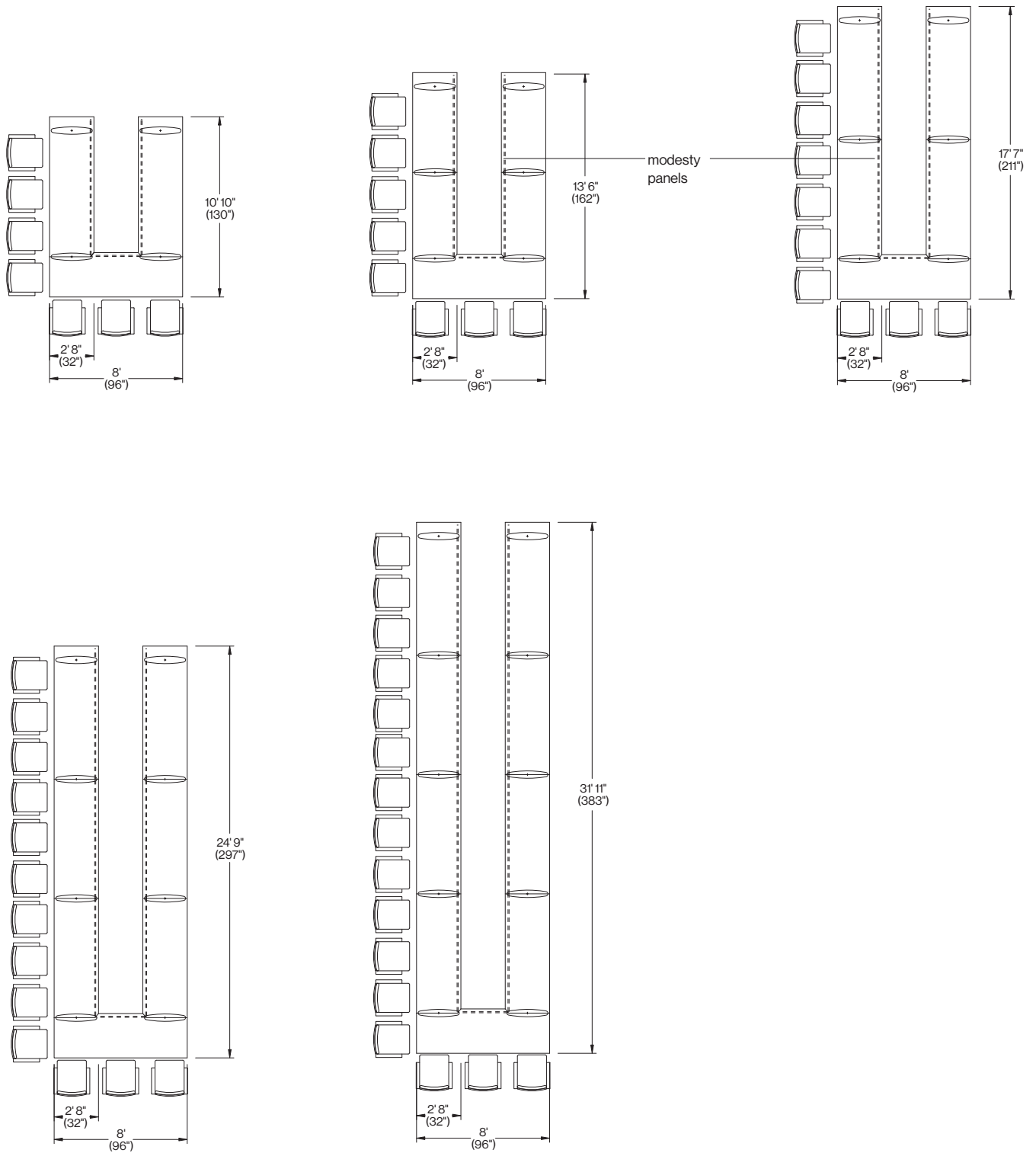


Duo Base, full wood modesty panel.

# VOX<sup>®</sup> CONFERENCE TABLES - OVERVIEW

## CONGRESS<sup>™</sup> SHAPE (OPEN)

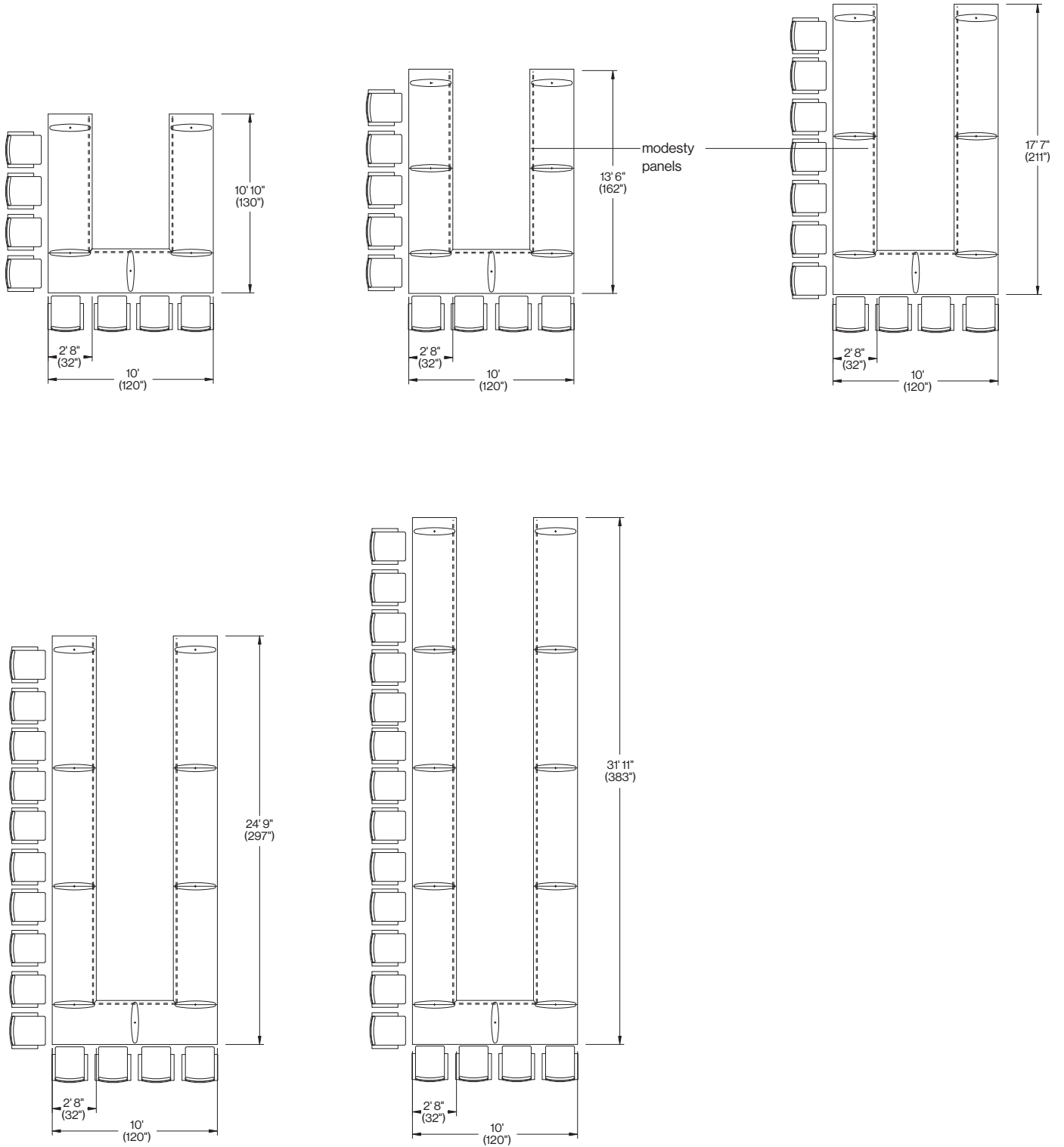
Note: Bases drawn represent all base styles.



# VOX® CONFERENCE TABLES - OVERVIEW

## CONGRESS™ SHAPE (OPEN)

Note: Bases drawn represent all base styles.



# VOX® CONFERENCE TABLES

## CONGRESS™ SHAPE (CLOSED)


DUO BASE



Specify edge type; add the two letter code after the model number.



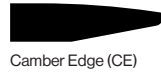
Facet Edge (FC)



Taper Edge (TE)



Flowform Edge (FF)  
5% upcharge  
laminates not available



Camber Edge (CE)  
5% upcharge  
laminates not available

Anodized Aluminum Base Ends



\* Based on a chair width of 25".

L" x D"	Sugg Seat Capacity	Top Finish	Top Sections	Number of Bases-Size	No Modesty Panel		Partial Wood Modesty Panel		Partial Aluminum Modesty Panel		Full Wood Modesty Panel	
					Model Number	Duo Base List Price	Model Number	Duo Base List Price	Model Number	Duo Base List Price	Model Number	Duo Base List Price
120 96 14	Wood	4	4-22	55061/2	20,525	53011/2	22,645	53031/2	22,980	53021/2	25,020	
120 96 14	P-Lam	4	4-22	55061/5	17,020	53011/5	19,135	53031/5	19,485	53021/5	21,515	
144 96 16	Wood	4	4-22	55062/2	22,725	53012/2	25,400	53032/2	25,850	53022/2	28,410	
144 96 16	P-Lam	4	4-22	55062/5	18,680	53012/5	21,360	53032/5	21,810	53022/5	24,380	
182 96 18	Wood	6	6-22	55063/2	29,095	53013/2	32,680	53033/2	33,270	53023/2	36,575	
182 96 18	P-Lam	6	6-22	55063/5	24,250	53013/5	27,825	53033/5	28,420	53023/5	31,720	
230 96 22	Wood	6	6-22	55064/2	33,480	53014/2	38,205	53034/2	38,990	53024/2	43,330	
230 96 22	P-Lam	6	6-22	55064/5	27,545	53014/5	32,280	53034/5	33,055	53024/5	37,430	
316 96 28	Wood	8	8-22	55065/2	44,155	53015/2	51,030	53035/2	52,205	53025/2	58,530	
316 96 28	P-Lam	8	8-22	55065/5	36,350	53015/5	43,250	53035/5	44,395	53025/5	50,715	
402 96 34	Wood	10	10-22	55066/2	54,885	53016/2	63,790	53036/2	65,265	53026/2	73,440	
402 96 34	P-Lam	10	10-22	55066/5	45,200	53016/5	54,100	53036/5	55,595	53026/5	63,755	
120 120 16	Wood	4	6-22	55121/2	25,550	53111/2	28,285	53131/2	28,735	53121/2	31,255	
120 120 16	P-Lam	4	6-22	55121/5	21,515	53111/5	24,250	53131/5	24,720	53121/5	27,195	
144 120 18	Wood	4	6-22	55122/2	27,890	53112/2	31,205	53132/2	31,770	53122/2	34,800	
144 120 18	P-Lam	4	6-22	55122/5	23,335	53112/5	26,620	53132/5	27,180	53122/5	30,200	
182 120 20	Wood	6	8-22	55123/2	34,055	53113/2	38,215	53133/2	38,915	53123/2	42,730	
182 120 20	P-Lam	6	8-22	55123/5	28,655	53113/5	32,825	53133/5	33,520	53123/5	37,335	
230 120 24	Wood	6	8-22	55124/2	38,450	53114/2	43,915	53134/2	44,815	53124/2	49,805	
230 120 24	P-Lam	6	8-22	55124/5	31,995	53114/5	37,445	53134/5	38,350	53124/5	43,350	
316 120 30	Wood	8	10-22	55125/2	49,190	53115/2	56,510	53135/2	57,720	53125/2	64,425	
316 120 30	P-Lam	8	10-22	55125/5	40,815	53115/5	48,135	53135/5	49,375	53125/5	56,085	
402 120 36	Wood	10	12-22	55126/2	59,925	53116/2	69,250	53136/2	70,140	53126/2	79,360	
402 120 36	P-Lam	10	12-22	55126/5	49,695	53116/5	59,020	53136/5	59,895	53126/5	69,145	

Table tops are 32" deep.

Modesty panel options should be selected if tables are specified with Vox® Forums.

For Access and Tower Base options contact Nienkämper Customer Service at 800.668.9318



Duo Base, no modesty panel, no Forum.



Duo Base, partial wood modesty panel.



Duo Base, partial aluminum modesty panel.

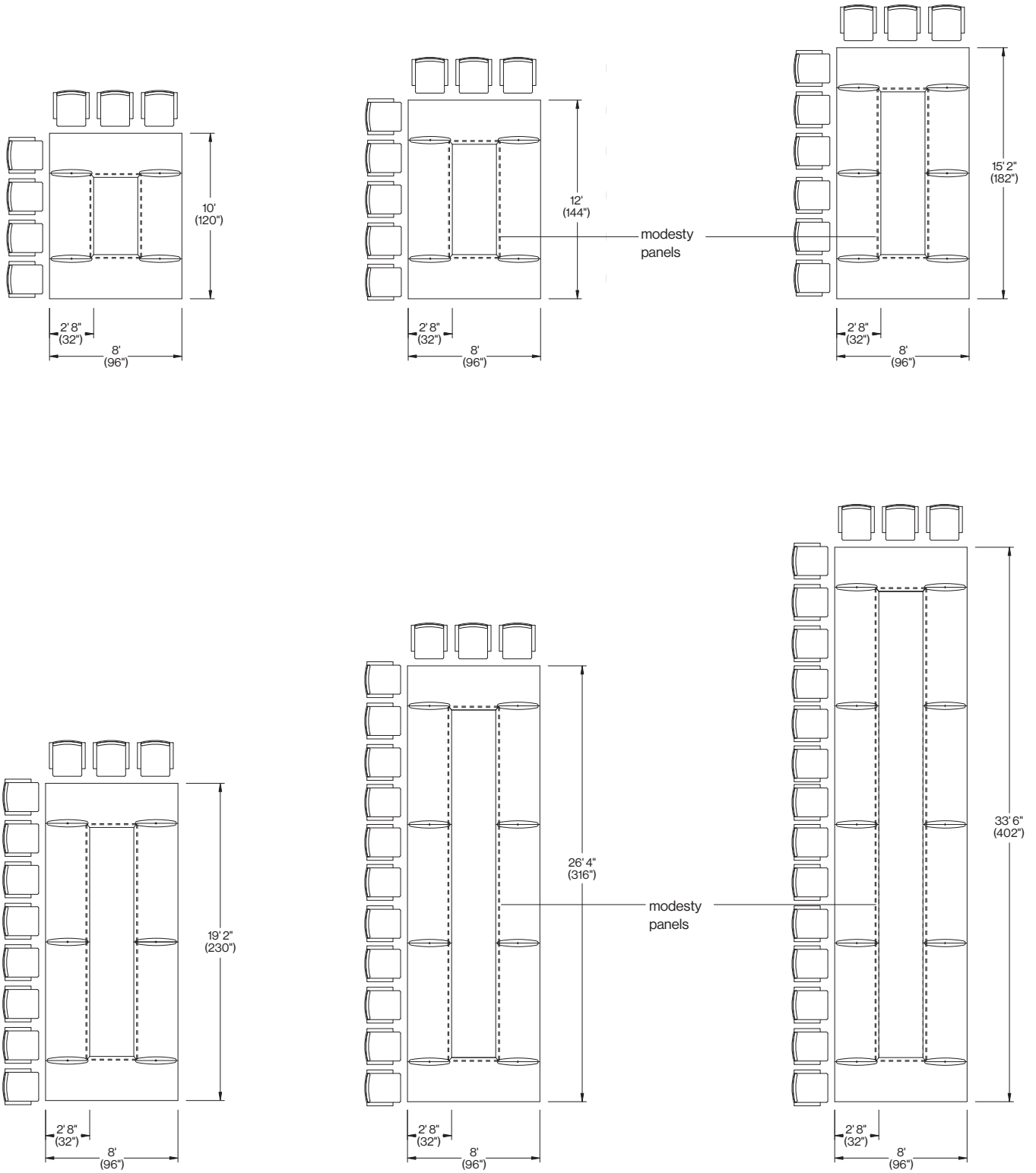


Duo Base, full wood modesty panel.

# VOX<sup>®</sup> CONFERENCE TABLES - OVERVIEW

## CONGRESS<sup>™</sup> SHAPE (CLOSED)

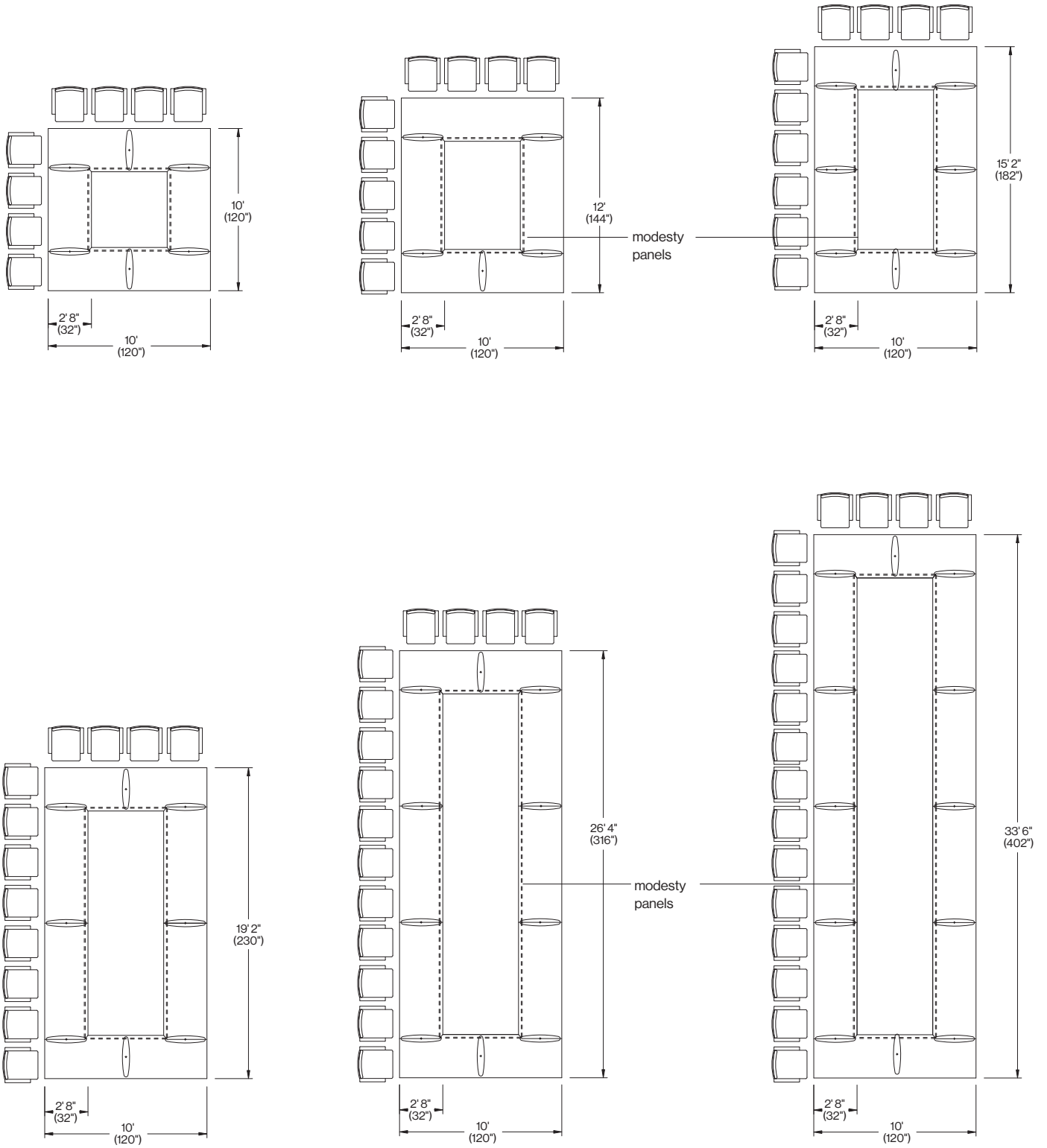
Note: Bases drawn represent all base styles.



# VOX<sup>®</sup> CONFERENCE TABLES - OVERVIEW

## CONGRESS™ SHAPE (CLOSED)

Note: Bases drawn represent all base styles.




# VOX® CONFERENCE TABLES

## VISTA™ SHAPE (OPEN)



Specify edge type; add the two letter code after the model number.



Facet Edge (FC)

Taper Edge (TE)

Flowform Edge (FF)  
5% upcharge  
laminates not available

Camber Edge (CE)  
5% upcharge  
laminates not available

Anodized Aluminum Base Ends



\* Based on a chair width of 25".

L" x D"	Sugg Seat Capacity	Top Finish	Top Sections	Number of Bases-Size	No Modesty Panel		Partial Wood Modesty Panel		Full Wood Modesty Panel	
					Model Number	Duo Base List Price	Model Number	Duo Base List Price	Model Number	Duo Base List Price
<b>128 60-100</b>	<b>8-10</b>	<b>Wood</b>	<b>3</b>	<b>4-22</b>	<b>24712/2</b>	<b>23,815</b>	<b>54961/2</b>	<b>27,220</b>	<b>54971/2</b>	<b>28,300</b>
128 60-100	8-10	P-Lam	3	4-22	24712/5	20,115	54961/5	23,530	54971/5	24,590
<b>213 60-111</b>	<b>14-16</b>	<b>Wood</b>	<b>5</b>	<b>6-22</b>	<b>24704/2</b>	<b>39,890</b>	<b>54962/2</b>	<b>45,810</b>	<b>54972/2</b>	<b>47,665</b>
213 60-111	14-16	P-Lam	5	6-22	24704/5	33,260	54962/5	39,160	54972/5	41,035
<b>299 60-112</b>	<b>20-22</b>	<b>Wood</b>	<b>7</b>	<b>8-22</b>	<b>24705/2</b>	<b>52,560</b>	<b>54963/2</b>	<b>61,210</b>	<b>54973/2</b>	<b>63,935</b>
299 60-112	20-22	P-Lam	7	8-22	24705/5	43,845	54963/5	52,500	54973/5	55,220
<b>384 66-144</b>	<b>26-28</b>	<b>Wood</b>	<b>9</b>	<b>10-22</b>	<b>24710/2</b>	<b>67,555</b>	<b>54964/2</b>	<b>78,915</b>	<b>54974/2</b>	<b>82,495</b>
384 66-144	26-28	P-Lam	9	10-22	24710/5	56,225	54964/5	67,600	54974/5	71,210
<b>469 66-144</b>	<b>32-34</b>	<b>Wood</b>	<b>11</b>	<b>12-22</b>	<b>24711/2</b>	<b>83,080</b>	<b>54965/2</b>	<b>97,170</b>	<b>54975/2</b>	<b>101,600</b>
469 66-144	32-34	P-Lam	11	12-22	24711/5	68,985	54965/5	83,100	54975/5	87,560

Table tops are 32" deep.

Modesty panel options should be selected if tables are specified with Vox® Forums.

For Access and Tower Base options contact Nienkämper Customer Service at **800.668.9318**



Duo Base, no modesty panel, no Forum.



Duo Base, partial wood modesty panel.



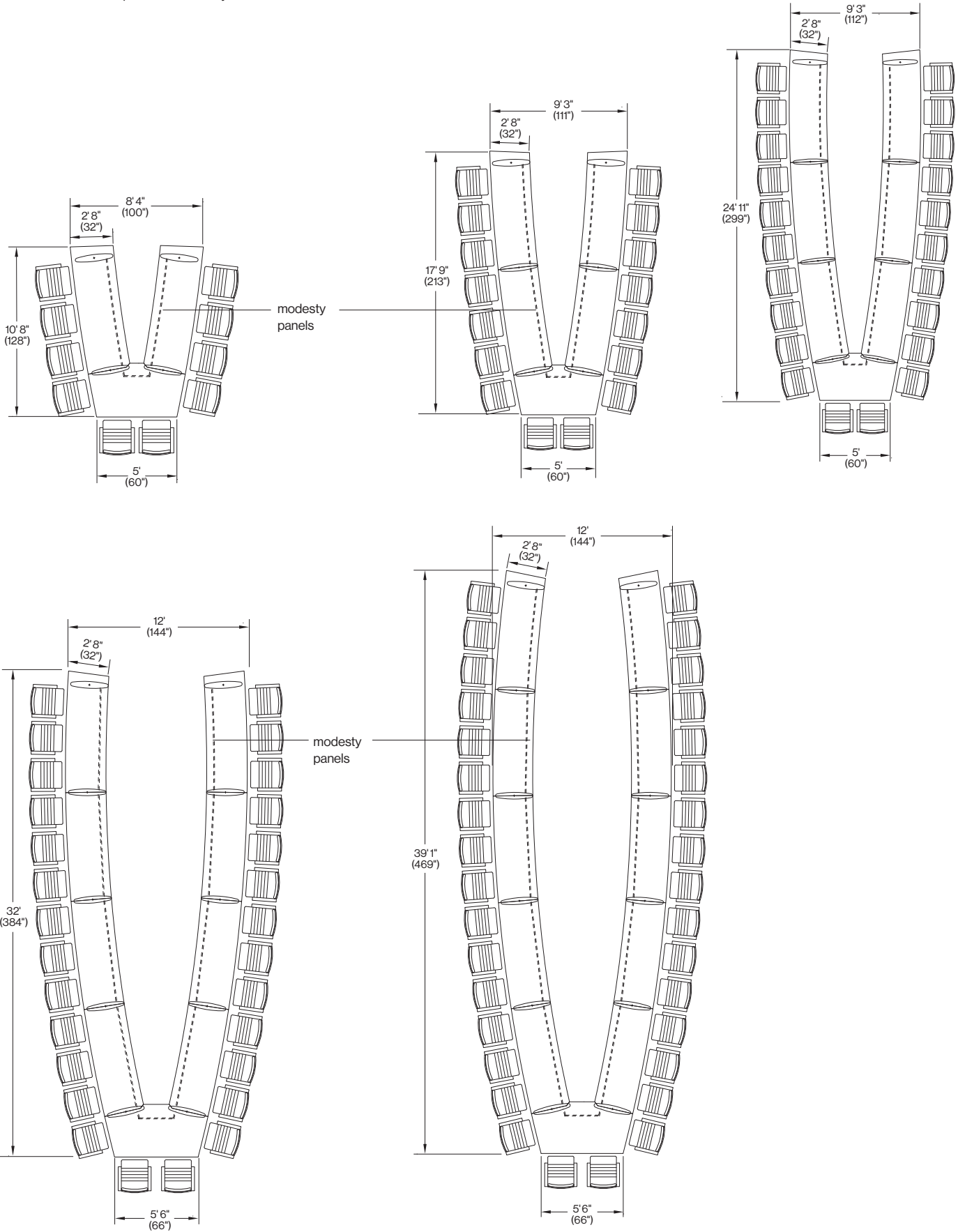
Duo Base, full wood modesty panel.

# VOX<sup>®</sup> CONFERENCE TABLES

## VISTA<sup>™</sup> SHAPE (OPEN)



Note: Bases drawn represent all base styles.



# VOX® CONFERENCE TABLES

## ARENA™ SHAPE (OPEN)



Specify edge type; add the two letter code after the model number.



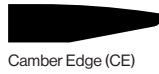
Facet Edge (FC)



Taper Edge (TE)



Flowform Edge (FF)  
5% upcharge  
laminates not available



Camber Edge (CE)  
5% upcharge  
laminates not available

Anodized Aluminum Base Ends



\*Based on a chair width of 25".

No Modesty Panel	Partial Wood Modesty Panel	Full Wood Modesty Panel
------------------	----------------------------	-------------------------

L" x D"	Sugg Seat Capacity	Top Finish	Top Sections	Number of Bases-Size	Model Number	Duo Base List Price	Model Number	Duo Base List Price	Model Number	Duo Base List Price
<b>108 120</b>	<b>6-8</b>	<b>Wood</b>	<b>3</b>	<b>4-22</b>	<b>24721/2</b>	<b>25,355</b>	<b>24781/2</b>	<b>31,590</b>	<b>24791/2</b>	<b>35,800</b>
108 120	6-8	P-Lam	3	4-22	24721/5	21,475	24781/5	27,735	24791/5	31,920
<b>116 132</b>	<b>7-9</b>	<b>Wood</b>	<b>3</b>	<b>4-24</b>	<b>24722/2</b>	<b>28,380</b>	<b>24782/2</b>	<b>35,410</b>	<b>24792/2</b>	<b>40,105</b>
116 132	7-9	P-Lam	3	4-24	24722/5	23,815	24782/5	30,870	24792/5	35,560
<b>132 144</b>	<b>9-11</b>	<b>Wood</b>	<b>3</b>	<b>4-26</b>	<b>24723/2</b>	<b>32,280</b>	<b>24783/2</b>	<b>40,900</b>	<b>24793/2</b>	<b>46,635</b>
132 144	9-11	P-Lam	3	4-26	24723/5	26,825	24783/5	35,425	24793/5	41,175

Table tops are 32" deep.

Modesty panel options should be selected if tables are specified with Vox® Forums.

For Access and Tower Base options contact Nienkämper Customer Service at **800.668.9318**



Duo Base, no modesty panel, no Forum.



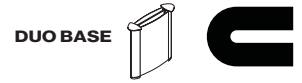
Duo Base, partial wood modesty panel.



Duo Base, full wood modesty panel.

# VOX® CONFERENCE TABLES

## RACETRACK (OPEN)



Specify edge type; add the two letter code after the model number.



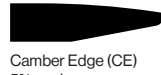
Facet Edge (FC)



Taper Edge (TE)



Flowform Edge (FF)  
5% upcharge  
laminates not available



Camber Edge (CE)  
5% upcharge  
laminates not available

### Anodized Aluminum Base Ends



### No Modesty Panel

### Partial Wood Modesty Panel

### Full Wood Modesty Panel

\* Based on a chair width of 25".

L" x D"	Sugg Seat Capacity	Top Finish	Top Sections	Number of Bases-Size	Model Number	Duo Base List Price	Model Number	Duo Base List Price	Model Number	Duo Base List Price
<b>108 120</b>	<b>6-8</b>	<b>Wood</b>	<b>5</b>	<b>6-22</b>	<b>28301/2</b>	<b>27,170</b>	<b>28304/2</b>	<b>33,485</b>	<b>28307/2</b>	<b>37,900</b>
108 120	6-8	P-Lam	5	6-22	28301/5	23,435	28304/5	29,725	28307/5	34,310
<b>116 132</b>	<b>7-9</b>	<b>Wood</b>	<b>5</b>	<b>6-22</b>	<b>28302/2</b>	<b>30,045</b>	<b>28305/2</b>	<b>37,180</b>	<b>28308/2</b>	<b>42,130</b>
116 132	7-9	P-Lam	5	6-22	28302/5	25,685	28305/5	32,745	28308/5	37,670
<b>132 144</b>	<b>9-11</b>	<b>Wood</b>	<b>5</b>	<b>6-22</b>	<b>28303/2</b>	<b>33,805</b>	<b>28306/2</b>	<b>42,470</b>	<b>28309/2</b>	<b>48,525</b>
132 144	9-11	P-Lam	5	6-22	28303/5	28,555	28306/5	37,195	28309/5	43,170

Table tops are 32" deep.

Modesty panel options should be selected if tables are specified with Vox® Forums.

For Access and Tower Base options contact Nienkämper Customer Service at **800.668.9318**



Duo Base, no modesty panel, no Forum.



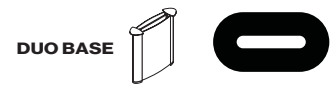
Duo Base, partial wood modesty panel



Duo Base, full wood modesty panel.

# VOX® CONFERENCE TABLES

## RACETRACK (CLOSED)



Specify edge type; add the two letter code after the model number.



Facet Edge (FC)



Taper Edge (TE)



Flowform Edge (FF)  
5% upcharge  
laminates not available



Camber Edge (CE)  
5% upcharge  
laminates not available

Anodized Aluminum Base Ends



\* Based on a chair width of 25".

L" x D"	Sugg Seat Capacity	Top Finish	Top Sections	Number of Bases-Size	Model Number	Duo Base List Price	No Modesty Panel		Partial Wood Modesty Panel		Full Wood Modesty Panel	
							Model Number	Duo Base List Price	Model Number	Duo Base List Price	Model Number	Duo Base List Price
<b>192 120</b>	<b>6-8</b>	<b>Wood</b>	<b>8</b>	<b>8-22</b>	<b>28331/2</b>	<b>39,385</b>	<b>28334/2</b>	<b>50,225</b>	<b>28337/2</b>	<b>57,465</b>		
192 120	6-8	P-Lam	8	8-22	28331/5	32,630	28334/5	44,360	28337/5	50,715		
<b>216 132</b>	<b>7-9</b>	<b>Wood</b>	<b>8</b>	<b>8-22</b>	<b>28332/2</b>	<b>43,300</b>	<b>28335/2</b>	<b>55,715</b>	<b>28338/2</b>	<b>63,980</b>		
216 132	7-9	P-Lam	8	8-22	28332/5	35,635	28335/5	48,020	28338/5	56,290		
<b>240 144</b>	<b>9-11</b>	<b>Wood</b>	<b>8</b>	<b>8-22</b>	<b>28333/2</b>	<b>47,690</b>	<b>28336/2</b>	<b>61,620</b>	<b>28339/2</b>	<b>76,085</b>		
240 144	9-11	P-Lam	8	8-22	28333/5	38,985	28336/5	52,950	28339/5	67,400		

Table tops are 32" deep.

Modesty panel options should be selected if tables are specified with Vox® Forums.

For Access and Tower Base options contact Nienkämper Customer Service at **800.668.9318**



Duo Base, no modesty panel, no Forum.



Duo Base, partial wood modesty panel



Duo Base, full wood modesty panel.

# WIRING VOX® TABLES

## VOX® TABLE WITH DUO, TRI, QUAD BASE

### Wiring Vox Tables

The following information and illustrations outline cabling options from the floor to the Forums. These details are intended to clarify the characteristics of the various Vox® base designs and assist you in specifying your Vox® Table.

For additional support with cabling requirements, please contact the Nienkämper Customer Service Department at **800.668.9318**. Our team is available to help with planning and technical questions

### DUO, TRI or QUAD BASES

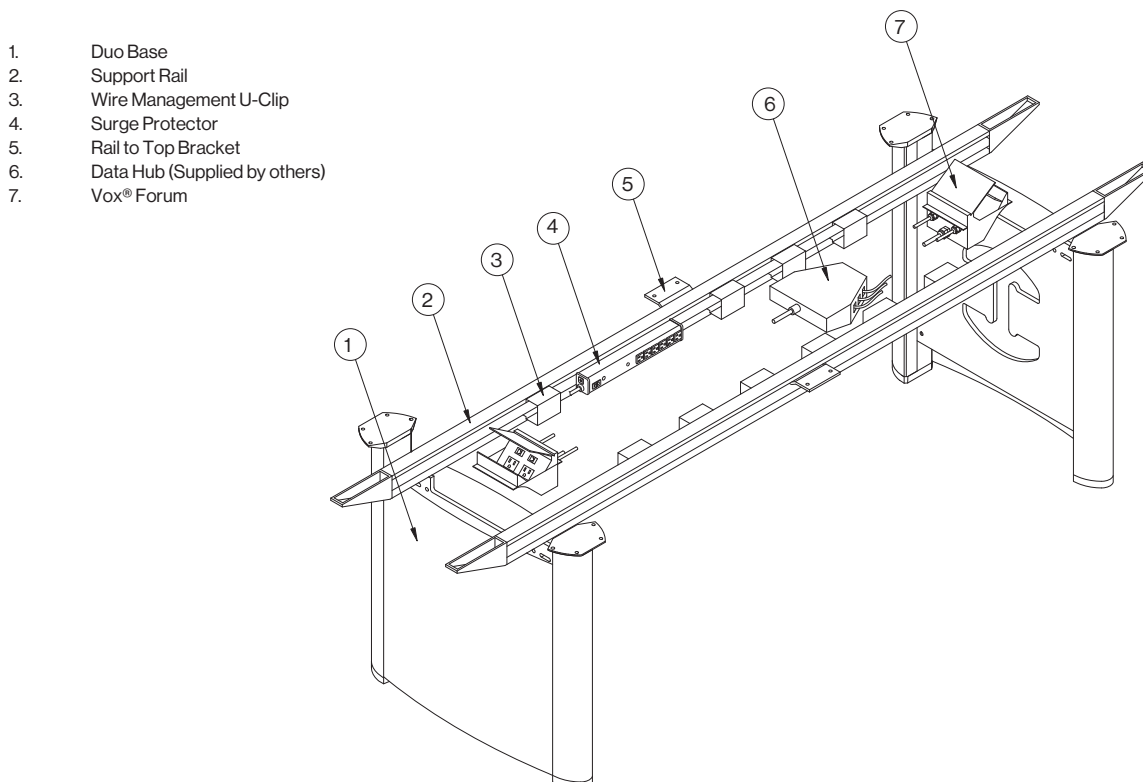
The Vox® Duo, Tri and Quad Bases have flexible removable exterior panels that conveniently conceal cables. The centre support panel in this base style includes a cut-out that provides a double cable wrap for storing excess cable. The overall footprint of the base provides a significant area at floor level to conceal cabling, core drills or floor monuments.

Duo, Tri and Quad Bases come in a variety of sizes, which are noted beside the model numbers of the Vox Tables. Specific dimensions and interior clearances for all base style and size are shown on pages 17-21.

Once cabling has been routed through the base to the underside of the top, it can be channeled and secured with Wire Management “U” Clips (supplied) which can be positioned along the length of the rail support system. Wire Management Strips are also provided, which can be adhered to the underside of the top as required.

When including a quantity of Vox® Forums to be hard-wired on site, the electrician should allow for one J-Box per Forum on the underside of the top to complete site-wiring.

Voice and data cabling can also be consolidated by mounting a Data Hub (provided by others) to the underside of the table.



# Vox® Conference - Folding Leg Table | Base, Surface, Edge Details

## Surface Shapes

Tops are 1" thick for Solid base and 3/4" thick for Tubular base.  
Two shapes are available for each base style.



Rectangle



Rectangle with 4" radius, soft corners

## Finishes

All standard Nienkämper veneers, stains and plastic laminates - Including white, writable marker board laminate.

## Edge Details

Tubular base with 3/4" thick top



3/4" thick 16 degree Taper Edge (TE-16)  
A = 1-1/4"



3/4" thick Self Edge (SE)

Solid base with 1" thick top



1" thick 16 degree Taper Edge (TE-16)  
A = 2-1/8"



1" thick Self Edge (SE)

\*Seam Edge is always Self edge and finished the same as top surface.

## Bases

Vox® Folding Conference Tables offer two base types: Tubular (round tube) and Solid (rectangular tube). Tubular Bases come in two sizes—small for tables up to 96"L and large for tables 111"L and 120"L. Solid Bases accommodate tables 113"L and 120"L. Both options are available in polished chrome or black powder coat finishes.

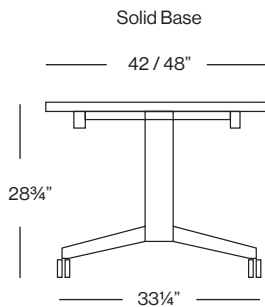
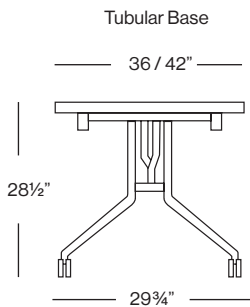


Polished Chrome



Black Powder Coat

## Side Elevation of Base



## Power & Connectivity



Vox® SIMPLE Forum

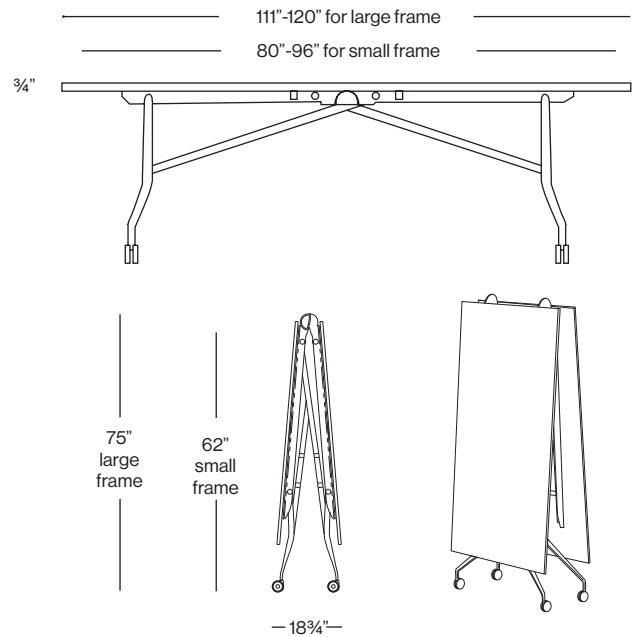


Vox® SIMPLE Pop-Up Forum

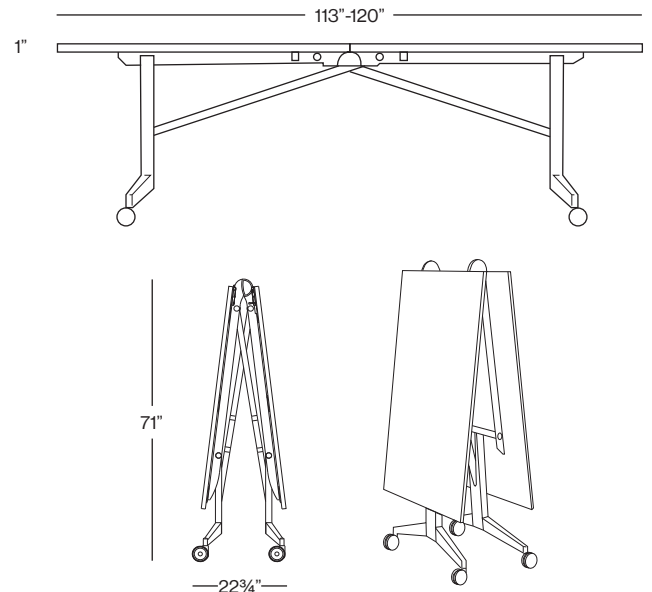
For wire management solutions see page 271-276

Type of Base	Length"	Width"	Height"
Tubular Base	80, 84 & 96	36 & 42	28½
	111 & 120	42	
Solid Base	113 & 120	42 & 48	28¾

## Tubular Base



## Solid Base



# VOX® CONFERENCE - FOLDING LEGS

RECTANGLE SHAPE



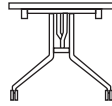
## Rectangle shape - Tubular Bases

¾" thick top, 28½" H

¾" thick 16 degree  
Taper Edge (TE-16)



¾" thick  
Self Edge (SE)



 Black Powder Coat Base

 Polished Chrome Base

L"	X	D"	Sugg Seat Capacity	Top Finish	Top Sections	Model Number	List Price
<b>80</b>	<b>36</b>	<b>4-6</b>		<b>Veneer</b>	<b>2</b>	<b>57643/2</b>	<b>11,105</b>
80	36	4-6		Laminate	2	57643/5	10,185
<b>84</b>	<b>36</b>	<b>6-8</b>		<b>Veneer</b>	<b>2</b>	<b>57644/2</b>	<b>11,490</b>
84	36	6-8		Laminate	2	57644/5	10,385
<b>96</b>	<b>36</b>	<b>6-8</b>		<b>Veneer</b>	<b>2</b>	<b>57645/2</b>	<b>11,785</b>
96	36	6-8		Laminate	2	57645/5	10,655
<b>80</b>	<b>42</b>	<b>4-6</b>		<b>Veneer</b>	<b>2</b>	<b>57646/2</b>	<b>11,430</b>
80	42	4-6		Laminate	2	57646/5	10,375
<b>84</b>	<b>42</b>	<b>6-8</b>		<b>Veneer</b>	<b>2</b>	<b>57647/2</b>	<b>11,655</b>
84	42	6-8		Laminate	2	57647/5	10,570
<b>96</b>	<b>42</b>	<b>6-8</b>		<b>Veneer</b>	<b>2</b>	<b>57648/2</b>	<b>12,045</b>
96	42	6-8		Laminate	2	57648/5	10,830
<b>111</b>	<b>42</b>	<b>6-8</b>		<b>Veneer</b>	<b>2</b>	<b>57649/2</b>	<b>13,005</b>
111	42	6-8		Laminate	2	57649/5	11,630
<b>120</b>	<b>42</b>	<b>6-8</b>		<b>Veneer</b>	<b>2</b>	<b>57650/2</b>	<b>13,465</b>
120	42	6-8		Laminate	2	57650/5	11,990

L"	X	D"	Sugg Seat Capacity	Top Finish	Top Sections	Model Number	List Price
<b>80</b>	<b>36</b>	<b>4-6</b>		<b>Veneer</b>	<b>2</b>	<b>57603/2</b>	<b>12,430</b>
80	36	4-6		Laminate	2	57603/5	11,515
<b>84</b>	<b>36</b>	<b>6-8</b>		<b>Veneer</b>	<b>2</b>	<b>57604/2</b>	<b>12,810</b>
84	36	6-8		Laminate	2	57604/5	11,715
<b>96</b>	<b>36</b>	<b>6-8</b>		<b>Veneer</b>	<b>2</b>	<b>57605/2</b>	<b>13,110</b>
96	36	6-8		Laminate	2	57605/5	11,985
<b>80</b>	<b>42</b>	<b>4-6</b>		<b>Veneer</b>	<b>2</b>	<b>57606/2</b>	<b>12,755</b>
80	42	4-6		Laminate	2	57606/5	11,700
<b>84</b>	<b>42</b>	<b>6-8</b>		<b>Veneer</b>	<b>2</b>	<b>57607/2</b>	<b>12,985</b>
84	42	6-8		Laminate	2	57607/5	11,895
<b>96</b>	<b>42</b>	<b>6-8</b>		<b>Veneer</b>	<b>2</b>	<b>57608/2</b>	<b>13,375</b>
96	42	6-8		Laminate	2	57608/5	12,150
<b>111</b>	<b>42</b>	<b>6-8</b>		<b>Veneer</b>	<b>2</b>	<b>57609/2</b>	<b>14,440</b>
111	42	6-8		Laminate	2	57609/5	13,060
<b>120</b>	<b>42</b>	<b>6-8</b>		<b>Veneer</b>	<b>2</b>	<b>57610/2</b>	<b>14,895</b>
120	42	6-8		Laminate	2	57610/5	13,420

# VOX<sup>®</sup> CONFERENCE - FOLDING LEGS

RECTANGLE SHAPE



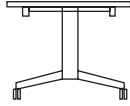
## Rectangle shape - Solid Bases

1" thick top, 28¾" H

1" thick 16 degree  
Taper Edge (TE-16)



1" thick  
Self Edge (SE)



Black Powder Coat Base



Polished Chrome Base

L"	X	D"	Sugg Seat Capacity	Top Finish	Top Sections	Model Number	List Price
<b>113</b>	<b>42</b>	<b>6-8</b>		<b>Veneer</b>	<b>2</b>	<b>57652/2</b>	<b>13,640</b>
113	42	6-8		Laminate	2	57652/5	12,330
<b>113</b>	<b>48</b>	<b>6-8</b>		<b>Veneer</b>	<b>2</b>	<b>57653/2</b>	<b>14,080</b>
113	48	6-8		Laminate	2	57653/5	12,675
<b>120</b>	<b>42</b>	<b>6-8</b>		<b>Veneer</b>	<b>2</b>	<b>57655/2</b>	<b>14,465</b>
120	42	6-8		Laminate	2	57655/5	12,865
<b>120</b>	<b>48</b>	<b>8-10</b>		<b>Veneer</b>	<b>2</b>	<b>57656/2</b>	<b>14,940</b>
120	48	8-10		Laminate	2	57656/5	13,120

L"	X	D"	Sugg Seat Capacity	Top Finish	Top Sections	Model Number	List Price
<b>113</b>	<b>42</b>	<b>6-8</b>		<b>Veneer</b>	<b>2</b>	<b>57612/2</b>	<b>15,215</b>
113	42	6-8		Laminate	2	57612/5	13,910
<b>113</b>	<b>48</b>	<b>6-8</b>		<b>Veneer</b>	<b>2</b>	<b>57613/2</b>	<b>15,655</b>
113	48	6-8		Laminate	2	57613/5	14,245
<b>120</b>	<b>42</b>	<b>6-8</b>		<b>Veneer</b>	<b>2</b>	<b>57615/2</b>	<b>16,040</b>
120	42	6-8		Laminate	2	57615/5	14,430
<b>120</b>	<b>48</b>	<b>8-10</b>		<b>Veneer</b>	<b>2</b>	<b>57616/2</b>	<b>16,515</b>
120	48	8-10		Laminate	2	57616/5	14,695

# VOX® CONFERENCE - FOLDING LEGS

SOFT RECTANGLE SHAPE



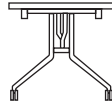
## Rectangle shape with soft corners (4" radius corner) - Tubular Bases

3/4" thick top, 28 1/2" H

3/4" thick 16 degree  
Taper Edge (TE-16)



3/4" thick  
Self Edge (SE)



Black Powder Coat Base



Polished Chrome Base

L"	X	D"	Sugg Seat Capacity	Top Finish	Top Sections	Model Number	List Price
<b>80</b>	<b>36</b>	<b>4-6</b>		<b>Veneer</b>	<b>2</b>	<b>57663/2</b>	<b>11,665</b>
80	36	4-6		Laminate	2	57663/5	10,695
<b>84</b>	<b>36</b>	<b>6-8</b>		<b>Veneer</b>	<b>2</b>	<b>57664/2</b>	<b>12,065</b>
84	36	6-8		Laminate	2	57664/5	10,905
<b>96</b>	<b>36</b>	<b>6-8</b>		<b>Veneer</b>	<b>2</b>	<b>57665/2</b>	<b>12,375</b>
96	36	6-8		Laminate	2	57665/5	11,190
<b>80</b>	<b>42</b>	<b>4-6</b>		<b>Veneer</b>	<b>2</b>	<b>57666/2</b>	<b>12,005</b>
80	42	4-6		Laminate	2	57666/5	10,895
<b>84</b>	<b>42</b>	<b>6-8</b>		<b>Veneer</b>	<b>2</b>	<b>57667/2</b>	<b>12,240</b>
84	42	6-8		Laminate	2	57667/5	11,100
<b>96</b>	<b>42</b>	<b>6-8</b>		<b>Veneer</b>	<b>2</b>	<b>57668/2</b>	<b>12,650</b>
96	42	6-8		Laminate	2	57668/5	11,375
<b>111</b>	<b>42</b>	<b>6-8</b>		<b>Veneer</b>	<b>2</b>	<b>57669/2</b>	<b>13,660</b>
111	42	6-8		Laminate	2	57669/5	12,215
<b>120</b>	<b>42</b>	<b>6-8</b>		<b>Veneer</b>	<b>2</b>	<b>57670/2</b>	<b>14,140</b>
120	42	6-8		Laminate	2	57670/5	12,590

L"	X	D"	Sugg Seat Capacity	Top Finish	Top Sections	Model Number	List Price
<b>80</b>	<b>36</b>	<b>4-6</b>		<b>Veneer</b>	<b>2</b>	<b>57623/2</b>	<b>13,055</b>
80	36	4-6		Laminate	2	57623/5	12,095
<b>84</b>	<b>36</b>	<b>6-8</b>		<b>Veneer</b>	<b>2</b>	<b>57624/2</b>	<b>13,455</b>
84	36	6-8		Laminate	2	57624/5	12,305
<b>96</b>	<b>36</b>	<b>6-8</b>		<b>Veneer</b>	<b>2</b>	<b>57625/2</b>	<b>13,770</b>
96	36	6-8		Laminate	2	57625/5	12,585
<b>80</b>	<b>42</b>	<b>4-6</b>		<b>Veneer</b>	<b>2</b>	<b>57626/2</b>	<b>13,395</b>
80	42	4-6		Laminate	2	57626/5	12,285
<b>84</b>	<b>42</b>	<b>6-8</b>		<b>Veneer</b>	<b>2</b>	<b>57627/2</b>	<b>13,635</b>
84	42	6-8		Laminate	2	57627/5	12,490
<b>96</b>	<b>42</b>	<b>6-8</b>		<b>Veneer</b>	<b>2</b>	<b>57628/2</b>	<b>14,045</b>
96	42	6-8		Laminate	2	57628/5	12,760
<b>111</b>	<b>42</b>	<b>6-8</b>		<b>Veneer</b>	<b>2</b>	<b>57629/2</b>	<b>15,165</b>
111	42	6-8		Laminate	2	57629/5	13,715
<b>120</b>	<b>42</b>	<b>6-8</b>		<b>Veneer</b>	<b>2</b>	<b>57630/2</b>	<b>15,640</b>
120	42	6-8		Laminate	2	57630/5	14,095

# VOX® FOLDING TABLES

SOFT RECTANGLE SHAPE



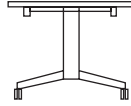
## Rectangle shape with soft corners (4" radius corner) - Solid Bases

1" thick top, 28¾" H

1" thick 16 degree  
Taper Edge (TE-16)



1" thick  
Self Edge (SE)



Black Powder Coat Base



Polished Chrome Base

L"	X	D"	Sugg Seat Capacity	Top Finish	Top Sections	Model Number	List Price
<b>113</b>	<b>42</b>	<b>6-8</b>		<b>Veneer</b>	<b>2</b>	<b>57672/2</b>	<b>14,325</b>
113	42	6-8		Laminate	2	57672/5	12,950
<b>113</b>	<b>48</b>	<b>6-8</b>		<b>Veneer</b>	<b>2</b>	<b>57673/2</b>	<b>14,785</b>
113	48	6-8		Laminate	2	57673/5	13,310
<b>120</b>	<b>42</b>	<b>6-8</b>		<b>Veneer</b>	<b>2</b>	<b>57675/2</b>	<b>15,190</b>
120	42	6-8		Laminate	2	57675/5	13,510
<b>120</b>	<b>48</b>	<b>8-10</b>		<b>Veneer</b>	<b>2</b>	<b>57676/2</b>	<b>15,690</b>
120	48	8-10		Laminate	2	57676/5	13,780

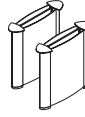
L"	X	D"	Sugg Seat Capacity	Top Finish	Top Sections	Model Number	List Price
<b>113</b>	<b>42</b>	<b>6-8</b>		<b>Veneer</b>	<b>2</b>	<b>57632/2</b>	<b>15,980</b>
113	42	6-8		Laminate	2	57632/5	14,610
<b>113</b>	<b>48</b>	<b>6-8</b>		<b>Veneer</b>	<b>2</b>	<b>57633/2</b>	<b>16,440</b>
113	48	6-8		Laminate	2	57633/5	14,960
<b>120</b>	<b>42</b>	<b>6-8</b>		<b>Veneer</b>	<b>2</b>	<b>57635/2</b>	<b>16,845</b>
120	42	6-8		Laminate	2	57635/5	15,155
<b>120</b>	<b>48</b>	<b>8-10</b>		<b>Veneer</b>	<b>2</b>	<b>57636/2</b>	<b>17,345</b>
120	48	8-10		Laminate	2	57636/5	15,430

# VOX® GLASS TOP CONFERENCE TABLES

RECTANGLE SHAPE

Polished Edge

Anodized Finish



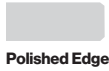
\* Based on a chair width of 25".

L" x D"	Sugg Seat Capacity	Top Finish	Top Sections	Model Number	2 Duo Bases	White Glass List Price
<b>72 36 4-6</b>		<b>Standard Glass</b>	<b>1</b>	<b>22033/7A</b>	<b>(2-22")</b>	<b>7,440</b>
72 36 4-6		Standard Satin Etched Glass	1	22033/7B	(2-22")	8,085
<b>72 36 4-6</b>		<b>Low-Iron Clear Glass</b>	<b>1</b>	<b>22033/7C</b>	<b>(2-22")</b>	<b>7,905</b>
72 36 4-6		Low-Iron Satin Etched Glass	1	22033/7D	(2-22")	8,850
<b>78 38 4-6</b>		<b>Standard Glass</b>	<b>1</b>	<b>22034/7A</b>	<b>(2-22")</b>	<b>7,975</b>
78 38 4-6		Standard Satin Etched Glass	1	22034/7B	(2-22")	8,680
<b>78 38 4-6</b>		<b>Low-Iron Clear Glass</b>	<b>1</b>	<b>22034/7C</b>	<b>(2-22")</b>	<b>8,490</b>
78 38 4-6		Low-Iron Satin Etched Glass	1	22034/7D	(2-22")	9,520
<b>84 42 6-8</b>		<b>Standard Glass</b>	<b>1</b>	<b>22035/7A</b>	<b>(2-22")</b>	<b>9,110</b>
84 42 6-8		Standard Satin Etched Glass	1	22035/7B	(2-22")	9,975
<b>84 42 6-8</b>		<b>Low-Iron Clear Glass</b>	<b>1</b>	<b>22035/7C</b>	<b>(2-22")</b>	<b>9,750</b>
84 42 6-8		Low-Iron Satin Etched Glass	1	22035/7D	(2-22")	11,020
<b>96 42 6-8</b>		<b>Standard Glass</b>	<b>1</b>	<b>22036/7A</b>	<b>(2-22")</b>	<b>10,020</b>
96 42 6-8		Standard Satin Etched Glass	1	22036/7B	(2-22")	11,020
<b>96 42 6-8</b>		<b>Low-Iron Clear Glass</b>	<b>1</b>	<b>22036/7C</b>	<b>(2-22")</b>	<b>10,745</b>
96 42 6-8		Low-Iron Satin Etched Glass	1	22036/7D	(2-22")	12,210
<b>108 48 8-10</b>		<b>Standard Glass</b>	<b>1</b>	<b>20751/7A</b>	<b>(2-24")</b>	<b>12,100</b>
108 48 8-10		Standard Satin Etched Glass	1	20751/7B	(2-24")	13,380
<b>108 48 8-10</b>		<b>Low-Iron Clear Glass</b>	<b>1</b>	<b>20751/7C</b>	<b>(2-24")</b>	<b>13,040</b>
108 48 8-10		Low-Iron Satin Etched Glass	1	20751/7D	(2-24")	14,905
<b>120 48 8-10</b>		<b>Standard Glass</b>	<b>2</b>	<b>22040/7A</b>	<b>(2-24")</b>	<b>14,145</b>
120 48 8-10		Standard Satin Etched Glass	2	22040/7B	(2-24")	15,580
<b>120 48 8-10</b>		<b>Low-Iron Clear Glass</b>	<b>2</b>	<b>22040/7C</b>	<b>(2-24")</b>	<b>15,185</b>
120 48 8-10		Low-Iron Satin Etched Glass	2	22040/7D	(2-24")	17,265
<b>132 48 8-10</b>		<b>Standard Glass</b>	<b>2</b>	<b>22041/7A</b>	<b>(2-24")</b>	<b>16,150</b>
132 48 8-10		Standard Satin Etched Glass	2	22041/7B	(2-24")	17,735
<b>132 48 8-10</b>		<b>Low-Iron Clear Glass</b>	<b>2</b>	<b>22041/7C</b>	<b>(2-24")</b>	<b>17,300</b>
132 48 8-10		Low-Iron Satin Etched Glass	2	22041/7D	(2-24")	19,595

These models are constructed without support rails – bases are attached directly to tops.

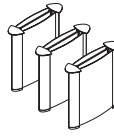
# VOX® GLASS TOP CONFERENCE TABLES

RECTANGLE SHAPE



Polished Edge

Anodized Finish



\* Based on a chair width of 25".

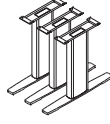
L" x D"	Sugg Seat Capacity	Top Finish	Top Sections	Model Number	3 Duo Bases	White Glass List Price
<b>144 48</b>	<b>10-12</b>	<b>Standard Glass</b>	<b>2</b>	<b>22043/7A</b>	<b>(3-24")</b>	<b>18,585</b>
144 48	10-12	Standard Satin Etched Glass	2	22043/7B	(3-24")	20,290
<b>144 48</b>	<b>10-12</b>	<b>Low-Iron Clear Glass</b>	<b>2</b>	<b>22043/7C</b>	<b>(3-24")</b>	<b>19,820</b>
144 48	10-12	Low-Iron Satin Etched Glass	2	22043/7D	(3-24")	22,315
<b>144 54</b>	<b>10-12</b>	<b>Standard Glass</b>	<b>2</b>	<b>22044/7A</b>	<b>(3-28")</b>	<b>20,360</b>
144 54	10-12	Standard Satin Etched Glass	2	22044/7B	(3-28")	22,290
<b>144 54</b>	<b>10-12</b>	<b>Low-Iron Clear Glass</b>	<b>2</b>	<b>22044/7C</b>	<b>(3-28")</b>	<b>21,765</b>
144 54	10-12	Low-Iron Satin Etched Glass	2	22044/7D	(3-28")	24,570
<b>156 48</b>	<b>10-12</b>	<b>Standard Glass</b>	<b>2</b>	<b>22045/7A</b>	<b>(3-24")</b>	<b>19,930</b>
156 48	10-12	Standard Satin Etched Glass	2	22045/7B	(3-24")	21,795
<b>156 48</b>	<b>10-12</b>	<b>Low-Iron Clear Glass</b>	<b>2</b>	<b>22045/7C</b>	<b>(3-24")</b>	<b>21,275</b>
156 48	10-12	Low-Iron Satin Etched Glass	2	22045/7D	(3-24")	24,005
<b>156 54</b>	<b>12-14</b>	<b>Standard Glass</b>	<b>2</b>	<b>22046/7A</b>	<b>(3-28")</b>	<b>21,905</b>
156 54	12-14	Standard Satin Etched Glass	2	22046/7B	(3-28")	24,005
<b>156 54</b>	<b>12-14</b>	<b>Low-Iron Clear Glass</b>	<b>2</b>	<b>22046/7C</b>	<b>(3-28")</b>	<b>23,415</b>
156 54	12-14	Low-Iron Satin Etched Glass	2	22046/7D	(3-28")	26,460
<b>168 48</b>	<b>12-14</b>	<b>Standard Glass</b>	<b>2</b>	<b>22047/7A</b>	<b>(3-24")</b>	<b>22,045</b>
168 48	12-14	Standard Satin Etched Glass	2	22047/7B	(3-24")	24,035
<b>168 48</b>	<b>12-14</b>	<b>Low-Iron Clear Glass</b>	<b>2</b>	<b>22047/7C</b>	<b>(3-24")</b>	<b>23,500</b>
168 48	12-14	Low-Iron Satin Etched Glass	2	22047/7D	(3-24")	26,410
<b>168 54</b>	<b>12-14</b>	<b>Standard Glass</b>	<b>2</b>	<b>22048/7A</b>	<b>(3-28")</b>	<b>24,170</b>
168 54	12-14	Standard Satin Etched Glass	2	22048/7B	(3-28")	26,420
<b>168 54</b>	<b>12-14</b>	<b>Low-Iron Clear Glass</b>	<b>2</b>	<b>22048/7C</b>	<b>(3-28")</b>	<b>25,800</b>
168 54	12-14	Low-Iron Satin Etched Glass	2	22048/7D	(3-28")	29,095

# VOX® GLASS TOP CONFERENCE TABLES

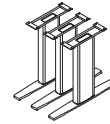
RECTANGLE SHAPE

Polished Edge

Anodized Finish



Mirror-Polished

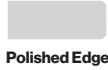


\* Based on a chair width of 25".

L" x D"	Sugg Seat Capacity	Top Finish	Top Sections	Model Number	3 T-Bases	White Glass List Price	Model Number	3 T-Bases	White Glass List Price
<b>144 48</b>	<b>10-12</b>	<b>Standard Glass</b>	<b>2</b>	<b>54214/7A</b>	<b>(3-28")</b>	<b>18,080</b>	<b>51414/7A</b>	<b>(3-28")</b>	<b>19,455</b>
144 48	10-12	Standard Satin Etched Glass	2	54214/7B	(3-28")	19,780	51414/7B	(3-28")	21,100
<b>144 48</b>	<b>10-12</b>	<b>Low-Iron Clear Glass</b>	<b>2</b>	<b>54214/7C</b>	<b>(3-28")</b>	<b>19,315</b>	<b>51414/7C</b>	<b>(3-28")</b>	<b>20,640</b>
144 48	10-12	Low-Iron Satin Etched Glass	2	54214/7D	(3-28")	21,815	51414/7D	(3-28")	23,020
<b>144 54</b>	<b>10-12</b>	<b>Standard Glass</b>	<b>2</b>	<b>54215/7A</b>	<b>(3-30")</b>	<b>20,140</b>	<b>51415/7A</b>	<b>(3-30")</b>	<b>21,590</b>
144 54	10-12	Standard Satin Etched Glass	2	54215/7B	(3-30")	22,070	51415/7B	(3-30")	23,425
<b>144 54</b>	<b>10-12</b>	<b>Low-Iron Clear Glass</b>	<b>2</b>	<b>54215/7C</b>	<b>(3-30")</b>	<b>21,555</b>	<b>51415/7C</b>	<b>(3-30")</b>	<b>22,925</b>
144 54	10-12	Low-Iron Satin Etched Glass	2	54215/7D	(3-30")	24,345	51415/7D	(3-30")	25,600
<b>156 48</b>	<b>10-12</b>	<b>Standard Glass</b>	<b>2</b>	<b>54217/7A</b>	<b>(3-28")</b>	<b>19,440</b>	<b>51417/7A</b>	<b>(3-28")</b>	<b>20,760</b>
156 48	10-12	Standard Satin Etched Glass	2	54217/7B	(3-28")	21,305	51417/7B	(3-28")	22,530
<b>156 48</b>	<b>10-12</b>	<b>Low-Iron Clear Glass</b>	<b>2</b>	<b>54217/7C</b>	<b>(3-28")</b>	<b>20,785</b>	<b>51417/7C</b>	<b>(3-28")</b>	<b>22,045</b>
156 48	10-12	Low-Iron Satin Etched Glass	2	54217/7D	(3-28")	23,500	51417/7D	(3-28")	24,615
<b>156 54</b>	<b>12-14</b>	<b>Standard Glass</b>	<b>2</b>	<b>54218/7A</b>	<b>(3-30")</b>	<b>21,675</b>	<b>51418/7A</b>	<b>(3-30")</b>	<b>23,030</b>
156 54	12-14	Standard Satin Etched Glass	2	54218/7B	(3-30")	23,765	51418/7B	(3-30")	25,020
<b>156 54</b>	<b>12-14</b>	<b>Low-Iron Clear Glass</b>	<b>2</b>	<b>54218/7C</b>	<b>(3-30")</b>	<b>23,190</b>	<b>51418/7C</b>	<b>(3-30")</b>	<b>24,495</b>
156 54	12-14	Low-Iron Satin Etched Glass	2	54218/7D	(3-30")	26,235	51418/7D	(3-30")	27,380
<b>168 48</b>	<b>12-14</b>	<b>Standard Glass</b>	<b>2</b>	<b>54221/7A</b>	<b>(3-28")</b>	<b>21,555</b>	<b>51421/7A</b>	<b>(3-28")</b>	<b>22,775</b>
168 48	12-14	Standard Satin Etched Glass	2	54221/7B	(3-28")	23,555	51421/7B	(3-28")	24,675
<b>168 48</b>	<b>12-14</b>	<b>Low-Iron Clear Glass</b>	<b>2</b>	<b>54221/7C</b>	<b>(3-28")</b>	<b>22,995</b>	<b>51421/7C</b>	<b>(3-28")</b>	<b>24,165</b>
168 48	12-14	Low-Iron Satin Etched Glass	2	54221/7D	(3-28")	25,905	51421/7D	(3-28")	26,925
<b>168 54</b>	<b>12-14</b>	<b>Standard Glass</b>	<b>2</b>	<b>54222/7A</b>	<b>(3-30")</b>	<b>23,965</b>	<b>51422/7A</b>	<b>(3-30")</b>	<b>25,225</b>
168 54	12-14	Standard Satin Etched Glass	2	54222/7B	(3-30")	26,205	51422/7B	(3-30")	27,355
<b>168 54</b>	<b>12-14</b>	<b>Low-Iron Clear Glass</b>	<b>2</b>	<b>54222/7C</b>	<b>(3-30")</b>	<b>25,600</b>	<b>51422/7C</b>	<b>(3-30")</b>	<b>26,775</b>
168 54	12-14	Low-Iron Satin Etched Glass	2	54222/7D	(3-30")	28,870	51422/7D	(3-30")	29,880

# VOX® GLASS TOP CONFERENCE TABLES

RECTANGLE SHAPE



Polished Edge

Metallic Silver Paint



Mirror-Polished



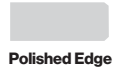
\* Based on a chair width of 25".

L" x D"	Sugg Seat Capacity	Top Finish	Top Sections	Model Number	2 Taper Legs	White Glass List Price	Model Number	2 Taper Legs	White Glass List Price
<b>72 36 4-6</b>		<b>Standard Glass</b>	<b>1</b>	<b>54101/7A</b>	<b>(2-24")</b>	<b>7,840</b>	<b>51301/7A</b>	<b>(2-24")</b>	<b>9,585</b>
72 36 4-6		Standard Satin Etched Glass	1	54101/7B	(2-24")	8,455	51301/7B	(2-24")	10,230
<b>72 36 4-6</b>		<b>Low-Iron Clear Glass</b>	<b>1</b>	<b>54101/7C</b>	<b>(2-24")</b>	<b>8,305</b>	<b>51301/7C</b>	<b>(2-24")</b>	<b>10,065</b>
72 36 4-6		Low-Iron Satin Etched Glass	1	54101/7D	(2-24")	9,225	51301/7D	(2-24")	11,000
<b>78 38 4-6</b>		<b>Standard Glass</b>	<b>1</b>	<b>54102/7A</b>	<b>(2-24")</b>	<b>8,370</b>	<b>51302/7A</b>	<b>(2-24")</b>	<b>10,135</b>
78 38 4-6		Standard Satin Etched Glass	1	54102/7B	(2-24")	9,075	51302/7B	(2-24")	10,825
<b>78 38 4-6</b>		<b>Low-Iron Clear Glass</b>	<b>1</b>	<b>54102/7C</b>	<b>(2-24")</b>	<b>8,870</b>	<b>51302/7C</b>	<b>(2-24")</b>	<b>10,630</b>
78 38 4-6		Low-Iron Satin Etched Glass	1	54102/7D	(2-24")	9,890	51302/7D	(2-24")	11,645
<b>84 42 6-8</b>		<b>Standard Glass</b>	<b>1</b>	<b>54104/7A</b>	<b>(2-26")</b>	<b>9,720</b>	<b>51304/7A</b>	<b>(2-26")</b>	<b>11,425</b>
84 42 6-8		Standard Satin Etched Glass	1	54104/7B	(2-26")	10,605	51304/7B	(2-26")	12,300
<b>84 42 6-8</b>		<b>Low-Iron Clear Glass</b>	<b>1</b>	<b>54104/7C</b>	<b>(2-26")</b>	<b>10,375</b>	<b>51304/7C</b>	<b>(2-26")</b>	<b>12,060</b>
84 42 6-8		Low-Iron Satin Etched Glass	1	54104/7D	(2-26")	11,630	51304/7D	(2-26")	13,325
<b>96 42 6-8</b>		<b>Standard Glass</b>	<b>1</b>	<b>54105/7A</b>	<b>(2-26")</b>	<b>10,625</b>	<b>51305/7A</b>	<b>(2-26")</b>	<b>12,335</b>
96 42 6-8		Standard Satin Etched Glass	1	54105/7B	(2-26")	11,620	51305/7B	(2-26")	13,325
<b>96 42 6-8</b>		<b>Low-Iron Clear Glass</b>	<b>1</b>	<b>54105/7C</b>	<b>(2-26")</b>	<b>11,350</b>	<b>51305/7C</b>	<b>(2-26")</b>	<b>13,060</b>
96 42 6-8		Low-Iron Satin Etched Glass	1	54105/7D	(2-26")	12,805	51305/7D	(2-26")	14,515
<b>108 48 8-10</b>		<b>Standard Glass</b>	<b>1</b>	<b>54108/7A</b>	<b>(2-28")</b>	<b>12,760</b>	<b>51308/7A</b>	<b>(2-28")</b>	<b>14,515</b>
108 48 8-10		Standard Satin Etched Glass	1	54108/7B	(2-28")	14,045	51308/7B	(2-28")	15,805
<b>108 48 8-10</b>		<b>Low-Iron Clear Glass</b>	<b>1</b>	<b>54108/7C</b>	<b>(2-28")</b>	<b>13,690</b>	<b>51308/7C</b>	<b>(2-28")</b>	<b>15,430</b>
108 48 8-10		Low-Iron Satin Etched Glass	1	54108/7D	(2-28")	15,570	51308/7D	(2-28")	17,310
<b>120 48 8-10</b>		<b>Standard Glass</b>	<b>2</b>	<b>54110/7A</b>	<b>(2-28")</b>	<b>14,015</b>	<b>51310/7A</b>	<b>(2-28")</b>	<b>15,760</b>
120 48 8-10		Standard Satin Etched Glass	2	54110/7B	(2-28")	15,415	51310/7B	(2-28")	17,170
<b>120 48 8-10</b>		<b>Low-Iron Clear Glass</b>	<b>2</b>	<b>54110/7C</b>	<b>(2-28")</b>	<b>15,030</b>	<b>51310/7C</b>	<b>(2-28")</b>	<b>16,800</b>
120 48 8-10		Low-Iron Satin Etched Glass	2	54110/7D	(2-28")	17,110	51310/7D	(2-28")	18,870
<b>132 48 8-10</b>		<b>Standard Glass</b>	<b>2</b>	<b>54112/7A</b>	<b>(2-28")</b>	<b>16,040</b>	<b>51312/7A</b>	<b>(2-28")</b>	<b>17,585</b>
132 48 8-10		Standard Satin Etched Glass	2	54112/7B	(2-28")	17,595	51312/7B	(2-28")	19,160
<b>132 48 8-10</b>		<b>Low-Iron Clear Glass</b>	<b>2</b>	<b>54112/7C</b>	<b>(2-28")</b>	<b>17,170</b>	<b>51312/7C</b>	<b>(2-28")</b>	<b>18,710</b>
132 48 8-10		Low-Iron Satin Etched Glass	2	54112/7D	(2-28")	19,455	51312/7D	(2-28")	21,015

These models are constructed without support rails – bases are attached directly to tops.

# VOX® GLASS TOP CONFERENCE TABLES

RECTANGLE SHAPE



Metallic Silver Paint



Mirror-Polished



\* Based on a chair width of 25".

L" x D"	Sugg Seat Capacity	Top Finish	Top Sections	Model Number	3 Taper Legs	White Glass List Price	Model Number	3 Taper Legs	White Glass List Price
<b>144 48</b>	<b>10-12</b>	<b>Standard Glass</b>	<b>2</b>	<b>54114/7A</b>	<b>(3-28")</b>	<b>18,370</b>	<b>51314/7A</b>	<b>(3-28")</b>	<b>20,705</b>
144 48	10-12	Standard Satin Etched Glass	2	54114/7B	(3-28")	20,090	51314/7B	(3-28")	22,420
<b>144 48</b>	<b>10-12</b>	<b>Low-Iron Clear Glass</b>	<b>2</b>	<b>54114/7C</b>	<b>(3-28")</b>	<b>19,615</b>	<b>51314/7C</b>	<b>(3-28")</b>	<b>21,960</b>
144 48	10-12	Low-Iron Satin Etched Glass	2	54114/7D	(3-28")	22,110	51314/7D	(3-28")	24,430
<b>144 54</b>	<b>10-12</b>	<b>Standard Glass</b>	<b>2</b>	<b>54115/7A</b>	<b>(3-30")</b>	<b>20,090</b>	<b>51315/7A</b>	<b>(3-30")</b>	<b>22,420</b>
144 54	10-12	Standard Satin Etched Glass	2	54115/7B	(3-30")	22,000	51315/7B	(3-30")	24,335
<b>144 54</b>	<b>10-12</b>	<b>Low-Iron Clear Glass</b>	<b>2</b>	<b>54115/7C</b>	<b>(3-30")</b>	<b>21,475</b>	<b>51315/7C</b>	<b>(3-30")</b>	<b>23,815</b>
144 54	10-12	Low-Iron Satin Etched Glass	2	54115/7D	(3-30")	24,290	51315/7D	(3-30")	26,615
<b>156 48</b>	<b>10-12</b>	<b>Standard Glass</b>	<b>2</b>	<b>54117/7A</b>	<b>(3-28")</b>	<b>19,750</b>	<b>51317/7A</b>	<b>(3-28")</b>	<b>22,065</b>
156 48	10-12	Standard Satin Etched Glass	2	54117/7B	(3-28")	21,600	51317/7B	(3-28")	23,910
<b>156 48</b>	<b>10-12</b>	<b>Low-Iron Clear Glass</b>	<b>2</b>	<b>54117/7C</b>	<b>(3-28")</b>	<b>21,115</b>	<b>51317/7C</b>	<b>(3-28")</b>	<b>23,410</b>
156 48	10-12	Low-Iron Satin Etched Glass	2	54117/7D	(3-28")	23,795	51317/7D	(3-28")	26,115
<b>156 54</b>	<b>12-14</b>	<b>Standard Glass</b>	<b>2</b>	<b>54118/7A</b>	<b>(3-30")</b>	<b>21,620</b>	<b>51318/7A</b>	<b>(3-30")</b>	<b>23,935</b>
156 54	12-14	Standard Satin Etched Glass	2	54118/7B	(3-30")	23,695	51318/7B	(3-30")	26,035
<b>156 54</b>	<b>12-14</b>	<b>Low-Iron Clear Glass</b>	<b>2</b>	<b>54118/7C</b>	<b>(3-30")</b>	<b>23,140</b>	<b>51318/7C</b>	<b>(3-30")</b>	<b>25,460</b>
156 54	12-14	Low-Iron Satin Etched Glass	2	54118/7D	(3-30")	26,180	51318/7D	(3-30")	28,500
<b>168 48</b>	<b>12-14</b>	<b>Standard Glass</b>	<b>2</b>	<b>54121/7A</b>	<b>(3-28")</b>	<b>21,830</b>	<b>51321/7A</b>	<b>(3-28")</b>	<b>24,175</b>
168 48	12-14	Standard Satin Etched Glass	2	54121/7B	(3-28")	23,830	51321/7B	(3-28")	26,180
<b>168 48</b>	<b>12-14</b>	<b>Low-Iron Clear Glass</b>	<b>2</b>	<b>54121/7C</b>	<b>(3-28")</b>	<b>23,300</b>	<b>51321/7C</b>	<b>(3-28")</b>	<b>25,635</b>
168 48	12-14	Low-Iron Satin Etched Glass	2	54121/7D	(3-28")	26,205	51321/7D	(3-28")	28,535
<b>168 54</b>	<b>12-14</b>	<b>Standard Glass</b>	<b>2</b>	<b>54122/7A</b>	<b>(3-30")</b>	<b>23,890</b>	<b>51322/7A</b>	<b>(3-30")</b>	<b>26,225</b>
168 54	12-14	Standard Satin Etched Glass	2	54122/7B	(3-30")	26,125	51322/7B	(3-30")	28,475
<b>168 54</b>	<b>12-14</b>	<b>Low-Iron Clear Glass</b>	<b>2</b>	<b>54122/7C</b>	<b>(3-30")</b>	<b>25,530</b>	<b>51322/7C</b>	<b>(3-30")</b>	<b>27,865</b>
168 54	12-14	Low-Iron Satin Etched Glass	2	54122/7D	(3-30")	28,800	51322/7D	(3-30")	31,135

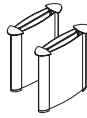
# VOX® GLASS TOP CONFERENCE TABLES

BOAT SHAPE



Polished Edge

Anodized Finish




\* Based on a chair width of 25".

L" x D"	Sugg Seat Capacity	Top Finish	Top Sections	Model Number	2 Duo Bases	White Glass List Price
<b>72 36 4-6</b>		<b>Standard Glass</b>	<b>1</b>	<b>22830/7A</b>	<b>(2-22")</b>	<b>7,690</b>
72 36 4-6		Standard Satin Etched Glass	1	22830/7B	(2-22")	8,390
<b>72 36 4-6</b>		<b>Low-Iron Clear Glass</b>	<b>1</b>	<b>22830/7C</b>	<b>(2-22")</b>	<b>8,200</b>
72 36 4-6		Low-Iron Satin Etched Glass	1	22830/7D	(2-22")	9,215
<b>78 38 4-6</b>		<b>Standard Glass</b>	<b>1</b>	<b>22831/7A</b>	<b>(2-22")</b>	<b>8,415</b>
78 38 4-6		Standard Satin Etched Glass	1	22831/7B	(2-22")	9,210
<b>78 38 4-6</b>		<b>Low-Iron Clear Glass</b>	<b>1</b>	<b>22831/7C</b>	<b>(2-22")</b>	<b>8,995</b>
78 38 4-6		Low-Iron Satin Etched Glass	1	22831/7D	(2-22")	10,165
<b>84 42 6-8</b>		<b>Standard Glass</b>	<b>1</b>	<b>22832/7A</b>	<b>(2-22")</b>	<b>9,305</b>
84 42 6-8		Standard Satin Etched Glass	1	22832/7B	(2-22")	10,410
<b>84 42 6-8</b>		<b>Low-Iron Clear Glass</b>	<b>1</b>	<b>22832/7C</b>	<b>(2-22")</b>	<b>10,160</b>
84 42 6-8		Low-Iron Satin Etched Glass	1	22832/7D	(2-22")	11,540
<b>96 42 6-8</b>		<b>Standard Glass</b>	<b>1</b>	<b>22833/7A</b>	<b>(2-22")</b>	<b>10,415</b>
96 42 6-8		Standard Satin Etched Glass	1	22833/7B	(2-22")	11,515
<b>96 42 6-8</b>		<b>Low-Iron Clear Glass</b>	<b>1</b>	<b>22833/7C</b>	<b>(2-22")</b>	<b>11,215</b>
96 42 6-8		Low-Iron Satin Etched Glass	1	22833/7D	(2-22")	12,800
<b>108 48 8-10</b>		<b>Standard Glass</b>	<b>1</b>	<b>20701/7A</b>	<b>(2-24")</b>	<b>12,620</b>
108 48 8-10		Standard Satin Etched Glass	1	20701/7B	(2-24")	14,025
<b>108 48 8-10</b>		<b>Low-Iron Clear Glass</b>	<b>1</b>	<b>20701/7C</b>	<b>(2-24")</b>	<b>13,630</b>
108 48 8-10		Low-Iron Satin Etched Glass	1	20701/7D	(2-24")	15,645
<b>120 48 8-10</b>		<b>Standard Glass</b>	<b>2</b>	<b>20836/7A</b>	<b>(2-24")</b>	<b>14,745</b>
120 48 8-10		Standard Satin Etched Glass	2	20836/7B	(2-24")	16,305
<b>120 48 8-10</b>		<b>Low-Iron Clear Glass</b>	<b>2</b>	<b>20836/7C</b>	<b>(2-24")</b>	<b>15,855</b>
120 48 8-10		Low-Iron Satin Etched Glass	2	20836/7D	(2-24")	18,135
<b>132 48 8-10</b>		<b>Standard Glass</b>	<b>2</b>	<b>22837/7A</b>	<b>(2-24")</b>	<b>16,850</b>
132 48 8-10		Standard Satin Etched Glass	2	22837/7B	(2-24")	18,560
<b>132 48 8-10</b>		<b>Low-Iron Clear Glass</b>	<b>2</b>	<b>22837/7C</b>	<b>(2-24")</b>	<b>18,215</b>
132 48 8-10		Low-Iron Satin Etched Glass	2	22837/7D	(2-24")	20,570

These models are constructed without support rails – bases are attached directly to tops.

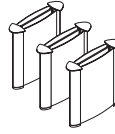
# VOX® GLASS TOP CONFERENCE TABLES

BOAT SHAPE



Polished Edge

Anodized Finish




\* Based on a chair width of 25".

L" x D"	Sugg Seat Capacity	Top Finish	Top Sections	Model Number	3 Duo Bases	White Glass List Price
<b>144 48 10-12</b>		<b>Standard Glass</b>	<b>2</b>	<b>22839/7A</b>	<b>(3-24")</b>	<b>19,335</b>
144 48 10-12		Standard Satin Etched Glass	2	22839/7B	(3-24")	21,200
<b>144 48 10-12</b>		<b>Low-Iron Clear Glass</b>	<b>2</b>	<b>22839/7C</b>	<b>(3-24")</b>	<b>20,695</b>
144 48 10-12		Low-Iron Satin Etched Glass	2	22839/7D	(3-24")	23,405
<b>144 54 10-12</b>		<b>Standard Glass</b>	<b>2</b>	<b>22840/7A</b>	<b>(3-28")</b>	<b>21,220</b>
144 54 10-12		Standard Satin Etched Glass	2	22840/7B	(3-28")	23,310
<b>144 54 10-12</b>		<b>Low-Iron Clear Glass</b>	<b>2</b>	<b>22840/7C</b>	<b>(3-28")</b>	<b>22,735</b>
144 54 10-12		Low-Iron Satin Etched Glass	2	22840/7D	(3-28")	25,775
<b>156 48 10-12</b>		<b>Standard Glass</b>	<b>2</b>	<b>22841/7A</b>	<b>(3-24")</b>	<b>20,750</b>
156 48 10-12		Standard Satin Etched Glass	2	22841/7B	(3-24")	22,755
<b>156 48 10-12</b>		<b>Low-Iron Clear Glass</b>	<b>2</b>	<b>22841/7C</b>	<b>(3-24")</b>	<b>22,220</b>
156 48 10-12		Low-Iron Satin Etched Glass	2	22841/7D	(3-24")	25,140
<b>156 54 12-14</b>		<b>Standard Glass</b>	<b>2</b>	<b>22842/7A</b>	<b>(3-28")</b>	<b>22,810</b>
156 54 12-14		Standard Satin Etched Glass	2	22842/7B	(3-28")	25,080
<b>156 54 12-14</b>		<b>Low-Iron Clear Glass</b>	<b>2</b>	<b>22842/7C</b>	<b>(3-28")</b>	<b>24,480</b>
156 54 12-14		Low-Iron Satin Etched Glass	2	22842/7D	(3-28")	27,770
<b>168 48 12-14</b>		<b>Standard Glass</b>	<b>2</b>	<b>22843/7A</b>	<b>(3-24")</b>	<b>22,915</b>
168 48 12-14		Standard Satin Etched Glass	2	22043/7B	(3-24")	25,090
<b>168 48 12-14</b>		<b>Low-Iron Clear Glass</b>	<b>2</b>	<b>22043/7C</b>	<b>(3-24")</b>	<b>24,510</b>
168 48 12-14		Low-Iron Satin Etched Glass	2	22043/7D	(3-24")	27,660
<b>168 54 12-14</b>		<b>Standard Glass</b>	<b>2</b>	<b>22044/7A</b>	<b>(3-28")</b>	<b>25,150</b>
168 54 12-14		Standard Satin Etched Glass	2	22044/7B	(3-28")	27,595
<b>168 54 12-14</b>		<b>Low-Iron Clear Glass</b>	<b>2</b>	<b>22044/7C</b>	<b>(3-28")</b>	<b>26,945</b>
168 54 12-14		Low-Iron Satin Etched Glass	2	22044/7D	(3-28")	30,495

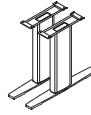
# VOX® GLASS TOP CONFERENCE TABLES

BOAT SHAPE

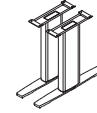


Polished Edge

Anodized Finish



Mirror-Polished




\* Based on a chair width of 25".

L" x D"	Sugg Seat Capacity	Top Finish	Top Sections	Model Number	2 T-Bases	White Glass List Price	Model Number	2 T-Bases	White Glass List Price
<b>72 36 4-6</b>		<b>Standard Glass</b>	<b>1</b>	<b>53601/7A</b>	<b>(2-24")</b>	<b>7,230</b>	<b>50201/7A</b>	<b>(2-24")</b>	<b>9,045</b>
72 36 4-6		Standard Satin Etched Glass	1	53601/7B	(2-24")	7,925	50201/7B	(2-24")	9,720
<b>72 36 4-6</b>		<b>Low-Iron Clear Glass</b>	<b>1</b>	<b>53601/7C</b>	<b>(2-24")</b>	<b>7,730</b>	<b>50201/7C</b>	<b>(2-24")</b>	<b>9,545</b>
72 36 4-6		Low-Iron Satin Etched Glass	1	53601/7D	(2-24")	8,760	50201/7D	(2-24")	10,555
<b>78 38 4-6</b>		<b>Standard Glass</b>	<b>1</b>	<b>53602/7A</b>	<b>(2-24")</b>	<b>7,920</b>	<b>50202/7A</b>	<b>(2-24")</b>	<b>9,730</b>
78 38 4-6		Standard Satin Etched Glass	1	53602/7B	(2-24")	8,730	50202/7B	(2-24")	10,535
<b>78 38 4-6</b>		<b>Low-Iron Clear Glass</b>	<b>1</b>	<b>53602/7C</b>	<b>(2-24")</b>	<b>8,505</b>	<b>50202/7C</b>	<b>(2-24")</b>	<b>10,320</b>
78 38 4-6		Low-Iron Satin Etched Glass	1	53602/7D	(2-24")	9,675	50202/7D	(2-24")	11,480
<b>84 42 6-8</b>		<b>Standard Glass</b>	<b>1</b>	<b>53604/7A</b>	<b>(2-26")</b>	<b>8,890</b>	<b>50204/7A</b>	<b>(2-26")</b>	<b>10,640</b>
84 42 6-8		Standard Satin Etched Glass	1	53604/7B	(2-26")	10,015	50204/7B	(2-26")	11,760
<b>84 42 6-8</b>		<b>Low-Iron Clear Glass</b>	<b>1</b>	<b>53604/7C</b>	<b>(2-26")</b>	<b>9,765</b>	<b>50204/7C</b>	<b>(2-26")</b>	<b>11,510</b>
84 42 6-8		Low-Iron Satin Etched Glass	1	53604/7D	(2-26")	11,140	50204/7D	(2-26")	12,885
<b>96 42 6-8</b>		<b>Standard Glass</b>	<b>1</b>	<b>53605/7A</b>	<b>(2-26")</b>	<b>10,020</b>	<b>50205/7A</b>	<b>(2-26")</b>	<b>11,780</b>
96 42 6-8		Standard Satin Etched Glass	1	53605/7B	(2-26")	11,110	50205/7B	(2-26")	12,875
<b>96 42 6-8</b>		<b>Low-Iron Clear Glass</b>	<b>1</b>	<b>53605/7C</b>	<b>(2-26")</b>	<b>10,805</b>	<b>50205/7C</b>	<b>(2-26")</b>	<b>12,570</b>
96 42 6-8		Low-Iron Satin Etched Glass	1	53605/7D	(2-26")	12,390	50205/7D	(2-26")	14,160
<b>108 48 8-10</b>		<b>Standard Glass</b>	<b>1</b>	<b>53608/7A</b>	<b>(2-28")</b>	<b>12,255</b>	<b>50208/7A</b>	<b>(2-28")</b>	<b>14,025</b>
108 48 8-10		Standard Satin Etched Glass	1	53608/7B	(2-28")	13,650	50208/7B	(2-28")	15,395
<b>108 48 8-10</b>		<b>Low-Iron Clear Glass</b>	<b>1</b>	<b>53608/7C</b>	<b>(2-28")</b>	<b>13,270</b>	<b>50208/7C</b>	<b>(2-28")</b>	<b>15,025</b>
108 48 8-10		Low-Iron Satin Etched Glass	1	53608/7D	(2-28")	15,315	50208/7D	(2-28")	17,060
<b>120 48 8-10</b>		<b>Standard Glass</b>	<b>2</b>	<b>53610/7A</b>	<b>(2-28")</b>	<b>14,360</b>	<b>50210/7A</b>	<b>(2-28")</b>	<b>16,130</b>
120 48 8-10		Standard Satin Etched Glass	2	53610/7B	(2-28")	15,905	50210/7B	(2-28")	17,680
<b>120 48 8-10</b>		<b>Low-Iron Clear Glass</b>	<b>2</b>	<b>53610/7C</b>	<b>(2-28")</b>	<b>15,490</b>	<b>50210/7C</b>	<b>(2-28")</b>	<b>17,270</b>
120 48 8-10		Low-Iron Satin Etched Glass	2	53610/7D	(2-28")	17,770	50210/7D	(2-28")	19,525
<b>132 48 8-10</b>		<b>Standard Glass</b>	<b>2</b>	<b>53612/7A</b>	<b>(2-28")</b>	<b>16,530</b>	<b>50212/7A</b>	<b>(2-28")</b>	<b>18,095</b>
132 48 8-10		Standard Satin Etched Glass	2	53612/7B	(2-28")	18,220	50212/7B	(2-28")	19,800
<b>132 48 8-10</b>		<b>Low-Iron Clear Glass</b>	<b>2</b>	<b>53612/7C</b>	<b>(2-28")</b>	<b>17,895</b>	<b>50212/7C</b>	<b>(2-28")</b>	<b>19,455</b>
132 48 8-10		Low-Iron Satin Etched Glass	2	53612/7D	(2-28")	19,280	50212/7D	(2-28")	21,820

These models are constructed without support rails – bases are attached directly to tops.

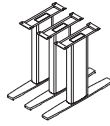
# VOX® GLASS TOP CONFERENCE TABLES

BOAT SHAPE

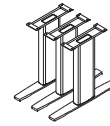


Polished Edge

Anodized Finish



Mirror-Polished

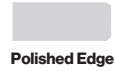


\* Based on a chair width of 25".

L" x D"	Sugg Seat Capacity	Top Finish	Top Sections	Model Number	3 T-Bases	White Glass List Price	Model Number	3 T-Bases	White Glass List Price
<b>144 48</b>	<b>10-12</b>	<b>Standard Glass</b>	<b>2</b>	<b>53614/7A</b>	<b>(3-28")</b>	<b>18,825</b>	<b>50214/7A</b>	<b>(3-28")</b>	<b>21,190</b>
144 48	10-12	Standard Satin Etched Glass	2	53614/7B	(3-28")	20,685	50214/7B	(3-28")	23,065
<b>144 48</b>	<b>10-12</b>	<b>Low-Iron Clear Glass</b>	<b>2</b>	<b>53614/7C</b>	<b>(3-28")</b>	<b>20,175</b>	<b>50214/7C</b>	<b>(3-28")</b>	<b>22,535</b>
144 48	10-12	Low-Iron Satin Etched Glass	2	53614/7D	(3-28")	22,890	50214/7D	(3-28")	25,250
<b>144 54</b>	<b>10-12</b>	<b>Standard Glass</b>	<b>2</b>	<b>53615/7A</b>	<b>(3-30")</b>	<b>20,975</b>	<b>50215/7A</b>	<b>(3-30")</b>	<b>23,505</b>
144 54	10-12	Standard Satin Etched Glass	2	53615/7B	(3-30")	23,075	50215/7B	(3-30")	25,600
<b>144 54</b>	<b>10-12</b>	<b>Low-Iron Clear Glass</b>	<b>2</b>	<b>53615/7C</b>	<b>(3-30")</b>	<b>22,490</b>	<b>50215/7C</b>	<b>(3-30")</b>	<b>25,025</b>
144 54	10-12	Low-Iron Satin Etched Glass	2	53615/7D	(3-30")	25,545	50215/7D	(3-30")	28,075
<b>156 48</b>	<b>10-12</b>	<b>Standard Glass</b>	<b>2</b>	<b>53617/7A</b>	<b>(3-28")</b>	<b>20,245</b>	<b>50217/7A</b>	<b>(3-28")</b>	<b>22,620</b>
156 48	10-12	Standard Satin Etched Glass	2	53617/7B	(3-28")	22,260	50217/7B	(3-28")	24,620
<b>156 48</b>	<b>10-12</b>	<b>Low-Iron Clear Glass</b>	<b>2</b>	<b>53617/7C</b>	<b>(3-28")</b>	<b>21,730</b>	<b>50217/7C</b>	<b>(3-28")</b>	<b>24,075</b>
156 48	10-12	Low-Iron Satin Etched Glass	2	53617/7D	(3-28")	24,640	50217/7D	(3-28")	27,025
<b>156 54</b>	<b>12-14</b>	<b>Standard Glass</b>	<b>2</b>	<b>53618/7A</b>	<b>(3-30")</b>	<b>22,575</b>	<b>50218/7A</b>	<b>(3-30")</b>	<b>25,110</b>
156 54	12-14	Standard Satin Etched Glass	2	53618/7B	(3-30")	24,850	50218/7B	(3-30")	27,380
<b>156 54</b>	<b>12-14</b>	<b>Low-Iron Clear Glass</b>	<b>2</b>	<b>53618/7C</b>	<b>(3-30")</b>	<b>24,245</b>	<b>50218/7C</b>	<b>(3-30")</b>	<b>26,765</b>
156 54	12-14	Low-Iron Satin Etched Glass	2	53618/7D	(3-30")	27,545	50218/7D	(3-30")	30,055
<b>168 48</b>	<b>12-14</b>	<b>Standard Glass</b>	<b>2</b>	<b>53621/7A</b>	<b>(3-28")</b>	<b>22,435</b>	<b>50221/7A</b>	<b>(3-28")</b>	<b>24,775</b>
168 48	12-14	Standard Satin Etched Glass	2	53621/7B	(3-28")	24,605	50221/7B	(3-28")	26,955
<b>168 48</b>	<b>12-14</b>	<b>Low-Iron Clear Glass</b>	<b>2</b>	<b>53621/7C</b>	<b>(3-28")</b>	<b>24,020</b>	<b>50221/7C</b>	<b>(3-28")</b>	<b>26,350</b>
168 48	12-14	Low-Iron Satin Etched Glass	2	53621/7D	(3-28")	27,175	50221/7D	(3-28")	29,520
<b>168 54</b>	<b>12-14</b>	<b>Standard Glass</b>	<b>2</b>	<b>53622/7A</b>	<b>(3-30")</b>	<b>24,945</b>	<b>50222/7A</b>	<b>(3-30")</b>	<b>27,450</b>
168 54	12-14	Standard Satin Etched Glass	2	53622/7B	(3-30")	27,385	50222/7B	(3-30")	29,900
<b>168 54</b>	<b>12-14</b>	<b>Low-Iron Clear Glass</b>	<b>2</b>	<b>53622/7C</b>	<b>(3-30")</b>	<b>26,725</b>	<b>50222/7C</b>	<b>(3-30")</b>	<b>29,220</b>
168 54	12-14	Low-Iron Satin Etched Glass	2	53622/7D	(3-30")	30,265	50222/7D	(3-30")	32,795

# VOX® GLASS TOP CONFERENCE TABLES

BOAT SHAPE



Polished Edge

Metallic Silver Paint



Mirror-Polished




\* Based on a chair width of 25".

L" x D"	Sugg Seat Capacity	Top Finish	Top Sections	Model Number	2 Taper Legs	White Glass List Price	Model Number	2 Taper Legs	White Glass List Price
<b>72 36 4-6</b>		<b>Standard Glass</b>	<b>1</b>	<b>53501/7A</b>	<b>(2-24")</b>	<b>8,100</b>	<b>50101/7A</b>	<b>(2-24")</b>	<b>9,865</b>
72 36 4-6		Standard Satin Etched Glass	1	53501/7B	(2-24")	8,795	50101/7B	(2-24")	10,555
<b>72 36 4-6</b>		<b>Low-Iron Clear Glass</b>	<b>1</b>	<b>53501/7C</b>	<b>(2-24")</b>	<b>8,600</b>	<b>50101/7C</b>	<b>(2-24")</b>	<b>10,375</b>
72 36 4-6		Low-Iron Satin Etched Glass	1	53501/7D	(2-24")	9,630	50101/7D	(2-24")	11,385
<b>78 38 4-6</b>		<b>Standard Glass</b>	<b>1</b>	<b>53502/7A</b>	<b>(2-24")</b>	<b>8,800</b>	<b>50102/7A</b>	<b>(2-24")</b>	<b>10,570</b>
78 38 4-6		Standard Satin Etched Glass	1	53502/7B	(2-24")	9,590	50102/7B	(2-24")	11,370
<b>78 38 4-6</b>		<b>Low-Iron Clear Glass</b>	<b>1</b>	<b>53502/7C</b>	<b>(2-24")</b>	<b>9,385</b>	<b>50102/7C</b>	<b>(2-24")</b>	<b>11,150</b>
78 38 4-6		Low-Iron Satin Etched Glass	1	53502/7D	(2-24")	10,535	50102/7D	(2-24")	12,310
<b>84 42 6-8</b>		<b>Standard Glass</b>	<b>1</b>	<b>53504/7A</b>	<b>(2-26")</b>	<b>9,910</b>	<b>50104/7A</b>	<b>(2-26")</b>	<b>11,610</b>
84 42 6-8		Standard Satin Etched Glass	1	53504/7B	(2-26")	11,025	50104/7B	(2-26")	12,730
<b>84 42 6-8</b>		<b>Low-Iron Clear Glass</b>	<b>1</b>	<b>53504/7C</b>	<b>(2-26")</b>	<b>10,780</b>	<b>50104/7C</b>	<b>(2-26")</b>	<b>12,460</b>
84 42 6-8		Low-Iron Satin Etched Glass	1	53504/7D	(2-26")	12,155	50104/7D	(2-26")	13,850
<b>96 42 6-8</b>		<b>Standard Glass</b>	<b>1</b>	<b>53505/7A</b>	<b>(2-26")</b>	<b>11,025</b>	<b>50105/7A</b>	<b>(2-26")</b>	<b>12,760</b>
96 42 6-8		Standard Satin Etched Glass	1	53505/7B	(2-26")	12,120	50105/7B	(2-26")	13,840
<b>96 42 6-8</b>		<b>Low-Iron Clear Glass</b>	<b>1</b>	<b>53505/7C</b>	<b>(2-26")</b>	<b>11,825</b>	<b>50105/7C</b>	<b>(2-26")</b>	<b>13,540</b>
96 42 6-8		Low-Iron Satin Etched Glass	1	53505/7D	(2-26")	13,405	50105/7D	(2-26")	15,135
<b>108 48 8-10</b>		<b>Standard Glass</b>	<b>1</b>	<b>53508/7A</b>	<b>(2-28")</b>	<b>13,275</b>	<b>50108/7A</b>	<b>(2-28")</b>	<b>15,010</b>
108 48 8-10		Standard Satin Etched Glass	1	53508/7B	(2-28")	14,680	50108/7B	(2-28")	16,405
<b>108 48 8-10</b>		<b>Low-Iron Clear Glass</b>	<b>1</b>	<b>53508/7C</b>	<b>(2-28")</b>	<b>14,290</b>	<b>50108/7C</b>	<b>(2-28")</b>	<b>16,040</b>
108 48 8-10		Low-Iron Satin Etched Glass	1	53508/7D	(2-28")	16,320	50108/7D	(2-28")	18,060
<b>120 48 8-10</b>		<b>Standard Glass</b>	<b>2</b>	<b>53510/7A</b>	<b>(2-28")</b>	<b>14,580</b>	<b>50110/7A</b>	<b>(2-28")</b>	<b>16,330</b>
120 48 8-10		Standard Satin Etched Glass	2	53510/7B	(2-28")	16,130	50110/7B	(2-28")	17,875
<b>120 48 8-10</b>		<b>Low-Iron Clear Glass</b>	<b>2</b>	<b>53510/7C</b>	<b>(2-28")</b>	<b>15,705</b>	<b>50110/7C</b>	<b>(2-28")</b>	<b>17,460</b>
120 48 8-10		Low-Iron Satin Etched Glass	2	53510/7D	(2-28")	17,975	50110/7D	(2-28")	19,710
<b>132 48 8-10</b>		<b>Standard Glass</b>	<b>2</b>	<b>53512/7A</b>	<b>(2-28")</b>	<b>16,725</b>	<b>50112/7A</b>	<b>(2-28")</b>	<b>18,270</b>
132 48 8-10		Standard Satin Etched Glass	2	53512/7B	(2-28")	18,410	50112/7B	(2-28")	19,980
<b>132 48 8-10</b>		<b>Low-Iron Clear Glass</b>	<b>2</b>	<b>53512/7C</b>	<b>(2-28")</b>	<b>18,085</b>	<b>50112/7C</b>	<b>(2-28")</b>	<b>19,645</b>
132 48 8-10		Low-Iron Satin Etched Glass	2	53512/7D	(2-28")	20,440	50112/7D	(2-28")	21,995

These models are constructed without support rails – bases are attached directly to tops.

# VOX® GLASS TOP CONFERENCE TABLES

BOAT SHAPE



Polished Edge

Metallic Silver Paint



Mirror-Polished



\* Based on a chair width of 25".

L" x D"	Sugg Seat Capacity	Top Finish	Top Sections	Model Number	3 Taper Legs	White Glass List Price	Model Number	3 Taper Legs	White Glass List Price
<b>144 48</b>	<b>10-12</b>	<b>Standard Glass</b>	<b>2</b>	<b>53514/7A</b>	<b>(3-28")</b>	<b>19,125</b>	<b>50114/7A</b>	<b>(3-28")</b>	<b>21,445</b>
144 48	10-12	Standard Satin Etched Glass	2	53514/7B	(3-28")	20,980	50114/7B	(3-28")	23,320
<b>144 48</b>	<b>10-12</b>	<b>Low-Iron Clear Glass</b>	<b>2</b>	<b>53514/7C</b>	<b>(3-28")</b>	<b>20,490</b>	<b>50114/7C</b>	<b>(3-28")</b>	<b>22,795</b>
144 48	10-12	Low-Iron Satin Etched Glass	2	53514/7D	(3-28")	23,185	50114/7D	(3-28")	25,525
<b>144 54</b>	<b>10-12</b>	<b>Standard Glass</b>	<b>2</b>	<b>53515/7A</b>	<b>(3-30")</b>	<b>20,925</b>	<b>50115/7A</b>	<b>(3-30")</b>	<b>23,245</b>
144 54	10-12	Standard Satin Etched Glass	2	53515/7B	(3-30")	23,020	50115/7B	(3-30")	25,330
<b>144 54</b>	<b>10-12</b>	<b>Low-Iron Clear Glass</b>	<b>2</b>	<b>53515/7C</b>	<b>(3-30")</b>	<b>22,445</b>	<b>50115/7C</b>	<b>(3-30")</b>	<b>24,770</b>
144 54	10-12	Low-Iron Satin Etched Glass	2	53515/7D	(3-30")	25,510	50115/7D	(3-30")	27,815
<b>156 48</b>	<b>10-12</b>	<b>Standard Glass</b>	<b>2</b>	<b>53517/7A</b>	<b>(3-28")</b>	<b>20,550</b>	<b>50117/7A</b>	<b>(3-28")</b>	<b>22,900</b>
156 48	10-12	Standard Satin Etched Glass	2	53517/7B	(3-28")	22,560	50117/7B	(3-28")	24,895
<b>156 48</b>	<b>10-12</b>	<b>Low-Iron Clear Glass</b>	<b>2</b>	<b>53517/7C</b>	<b>(3-28")</b>	<b>22,025</b>	<b>50117/7C</b>	<b>(3-28")</b>	<b>24,355</b>
156 48	10-12	Low-Iron Satin Etched Glass	2	53517/7D	(3-28")	24,970	50117/7D	(3-28")	27,290
<b>156 54</b>	<b>12-14</b>	<b>Standard Glass</b>	<b>2</b>	<b>53518/7A</b>	<b>(3-30")</b>	<b>22,530</b>	<b>50118/7A</b>	<b>(3-30")</b>	<b>24,850</b>
156 54	12-14	Standard Satin Etched Glass	2	53518/7B	(3-30")	24,795	50118/7B	(3-30")	27,115
<b>156 54</b>	<b>12-14</b>	<b>Low-Iron Clear Glass</b>	<b>2</b>	<b>53518/7C</b>	<b>(3-30")</b>	<b>24,175</b>	<b>50118/7C</b>	<b>(3-30")</b>	<b>26,505</b>
156 54	12-14	Low-Iron Satin Etched Glass	2	53518/7D	(3-30")	27,480	50118/7D	(3-30")	29,810
<b>168 48</b>	<b>12-14</b>	<b>Standard Glass</b>	<b>2</b>	<b>53521/7A</b>	<b>(3-28")</b>	<b>22,730</b>	<b>50121/7A</b>	<b>(3-28")</b>	<b>25,065</b>
168 48	12-14	Standard Satin Etched Glass	2	53521/7B	(3-28")	24,885	50121/7B	(3-28")	27,225
<b>168 48</b>	<b>12-14</b>	<b>Low-Iron Clear Glass</b>	<b>2</b>	<b>53521/7C</b>	<b>(3-28")</b>	<b>24,305</b>	<b>50121/7C</b>	<b>(3-28")</b>	<b>26,645</b>
168 48	12-14	Low-Iron Satin Etched Glass	2	53521/7D	(3-28")	27,465	50121/7D	(3-28")	29,800
<b>168 54</b>	<b>12-14</b>	<b>Standard Glass</b>	<b>2</b>	<b>53522/7A</b>	<b>(3-30")</b>	<b>24,870</b>	<b>50122/7A</b>	<b>(3-30")</b>	<b>27,220</b>
168 54	12-14	Standard Satin Etched Glass	2	53522/7B	(3-30")	27,315	50122/7B	(3-30")	29,650
<b>168 54</b>	<b>12-14</b>	<b>Low-Iron Clear Glass</b>	<b>2</b>	<b>53522/7C</b>	<b>(3-30")</b>	<b>26,650</b>	<b>50122/7C</b>	<b>(3-30")</b>	<b>28,990</b>
168 54	12-14	Low-Iron Satin Etched Glass	2	53522/7D	(3-30")	30,205	50122/7D	(3-30")	32,545

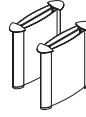
# VOX® GLASS TOP CONFERENCE TABLES

SUPER ELLIPSE SHAPE



Polished Edge

Anodized Finish



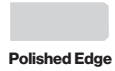
\* Based on a chair width of 25".

L" x D"	Sugg Seat Capacity	Top Finish	Top Sections	Model Number	2 Duo Bases	White Glass List Price
<b>72 36 4-6</b>		<b>Standard Glass</b>	<b>1</b>	<b>22860/7A</b>	<b>(2-22")</b>	<b>7,935</b>
72 36 4-6		Standard Satin Etched Glass	1	22860/7B	(2-22")	8,650
<b>72 36 4-6</b>		<b>Low-Iron Clear Glass</b>	<b>1</b>	<b>22860/7C</b>	<b>(2-22")</b>	<b>8,450</b>
72 36 4-6		Low-Iron Satin Etched Glass	1	22860/7D	(2-22")	9,475
<b>78 38 4-6</b>		<b>Standard Glass</b>	<b>1</b>	<b>22861/7A</b>	<b>(2-22")</b>	<b>8,695</b>
78 38 4-6		Standard Satin Etched Glass	1	22861/7B	(2-22")	9,500
<b>78 38 4-6</b>		<b>Low-Iron Clear Glass</b>	<b>1</b>	<b>22861/7C</b>	<b>(2-22")</b>	<b>9,295</b>
78 38 4-6		Low-Iron Satin Etched Glass	1	22861/7D	(2-22")	10,440
<b>84 42 6-8</b>		<b>Standard Glass</b>	<b>1</b>	<b>22862/7A</b>	<b>(2-22")</b>	<b>9,635</b>
84 42 6-8		Standard Satin Etched Glass	1	22862/7B	(2-22")	10,745
<b>84 42 6-8</b>		<b>Low-Iron Clear Glass</b>	<b>1</b>	<b>22862/7C</b>	<b>(2-22")</b>	<b>10,490</b>
84 42 6-8		Low-Iron Satin Etched Glass	1	22862/7D	(2-22")	11,865
<b>96 42 6-8</b>		<b>Standard Glass</b>	<b>1</b>	<b>22863/7A</b>	<b>(2-22")</b>	<b>10,800</b>
96 42 6-8		Standard Satin Etched Glass	1	22863/7B	(2-22")	11,890
<b>96 42 6-8</b>		<b>Low-Iron Clear Glass</b>	<b>1</b>	<b>22863/7C</b>	<b>(2-22")</b>	<b>11,605</b>
96 42 6-8		Low-Iron Satin Etched Glass	1	22863/7D	(2-22")	13,185
<b>108 48 8-10</b>		<b>Standard Glass</b>	<b>1</b>	<b>20777/7A</b>	<b>(2-24")</b>	<b>13,100</b>
108 48 8-10		Standard Satin Etched Glass	1	20777/7B	(2-24")	14,510
<b>108 48 8-10</b>		<b>Low-Iron Clear Glass</b>	<b>1</b>	<b>20777/7C</b>	<b>(2-24")</b>	<b>14,105</b>
108 48 8-10		Low-Iron Satin Etched Glass	1	20777/7D	(2-24")	16,145
<b>120 48 8-10</b>		<b>Standard Glass</b>	<b>2</b>	<b>20866/7A</b>	<b>(2-24")</b>	<b>15,295</b>
120 48 8-10		Standard Satin Etched Glass	2	20866/7B	(2-24")	16,835
<b>120 48 8-10</b>		<b>Low-Iron Clear Glass</b>	<b>2</b>	<b>20866/7C</b>	<b>(2-24")</b>	<b>16,405</b>
120 48 8-10		Low-Iron Satin Etched Glass	2	20866/7D	(2-24")	18,670
<b>132 48 8-10</b>		<b>Standard Glass</b>	<b>2</b>	<b>22867/7A</b>	<b>(2-24")</b>	<b>17,615</b>
132 48 8-10		Standard Satin Etched Glass	2	22867/7B	(2-24")	19,320
<b>132 48 8-10</b>		<b>Low-Iron Clear Glass</b>	<b>2</b>	<b>22867/7C</b>	<b>(2-24")</b>	<b>18,985</b>
132 48 8-10		Low-Iron Satin Etched Glass	2	22867/7D	(2-24")	21,350

These models are constructed without support rails – bases are attached directly to tops.

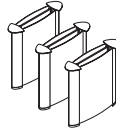
# VOX® GLASS TOP CONFERENCE TABLES

SUPER ELLIPSE SHAPE



Polished Edge

Anodized Finish



\* Based on a chair width of 25".

L" x D"	Sugg Seat Capacity	Top Finish	Top Sections	Model Number	3 Duo Bases	White Glass List Price
<b>144 48</b>	<b>10-12</b>	<b>Standard Glass</b>	<b>2</b>	<b>22869/7A</b>	<b>(3-24")</b>	<b>20,115</b>
144 48	10-12	Standard Satin Etched Glass	2	22869/7B	(3-24")	21,975
<b>144 48</b>	<b>10-12</b>	<b>Low-Iron Clear Glass</b>	<b>2</b>	<b>22869/7C</b>	<b>(3-24")</b>	<b>21,450</b>
144 48	10-12	Low-Iron Satin Etched Glass	2	22869/7D	(3-24")	24,170
<b>144 54</b>	<b>10-12</b>	<b>Standard Glass</b>	<b>2</b>	<b>22870/7A</b>	<b>(3-28")</b>	<b>22,080</b>
144 54	10-12	Standard Satin Etched Glass	2	22870/7B	(3-28")	24,175
<b>144 54</b>	<b>10-12</b>	<b>Low-Iron Clear Glass</b>	<b>2</b>	<b>22870/7C</b>	<b>(3-28")</b>	<b>23,610</b>
144 54	10-12	Low-Iron Satin Etched Glass	2	22870/7D	(3-28")	26,655
<b>156 48</b>	<b>10-12</b>	<b>Standard Glass</b>	<b>2</b>	<b>22871/7A</b>	<b>(3-24")</b>	<b>21,630</b>
156 48	10-12	Standard Satin Etched Glass	2	22871/7B	(3-24")	23,635
<b>156 48</b>	<b>10-12</b>	<b>Low-Iron Clear Glass</b>	<b>2</b>	<b>22871/7C</b>	<b>(3-24")</b>	<b>23,095</b>
156 48	10-12	Low-Iron Satin Etched Glass	2	22871/7D	(3-24")	26,035
<b>156 54</b>	<b>12-14</b>	<b>Standard Glass</b>	<b>2</b>	<b>22872/7A</b>	<b>(3-28")</b>	<b>23,790</b>
156 54	12-14	Standard Satin Etched Glass	2	22872/7B	(3-28")	26,055
<b>156 54</b>	<b>12-14</b>	<b>Low-Iron Clear Glass</b>	<b>2</b>	<b>22872/7C</b>	<b>(3-28")</b>	<b>25,430</b>
156 54	12-14	Low-Iron Satin Etched Glass	2	22872/7D	(3-28")	28,735
<b>168 48</b>	<b>12-14</b>	<b>Standard Glass</b>	<b>2</b>	<b>22873/7A</b>	<b>(3-24")</b>	<b>23,875</b>
168 48	12-14	Standard Satin Etched Glass	2	22073/7B	(3-24")	26,050
<b>168 48</b>	<b>12-14</b>	<b>Low-Iron Clear Glass</b>	<b>2</b>	<b>22073/7C</b>	<b>(3-24")</b>	<b>25,460</b>
168 48	12-14	Low-Iron Satin Etched Glass	2	22073/7D	(3-24")	28,625
<b>168 54</b>	<b>12-14</b>	<b>Standard Glass</b>	<b>2</b>	<b>22074/7A</b>	<b>(3-28")</b>	<b>26,235</b>
168 54	12-14	Standard Satin Etched Glass	2	22074/7B	(3-28")	28,665
<b>168 54</b>	<b>12-14</b>	<b>Low-Iron Clear Glass</b>	<b>2</b>	<b>22074/7C</b>	<b>(3-28")</b>	<b>28,020</b>
168 54	12-14	Low-Iron Satin Etched Glass	2	22074/7D	(3-28")	31,570

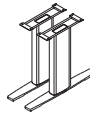
# VOX® GLASS TOP CONFERENCE TABLES

SUPER ELLIPSE SHAPE

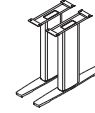


Polished Edge

Anodized Finish



Mirror-Polished



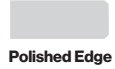
\* Based on a chair width of 25".

L" x D"	Sugg Seat Capacity	Top Finish	Top Sections	Model Number	2 T-Bases	White Glass List Price	Model Number	2 T-Bases	White Glass List Price
<b>72 36 4-6</b>		<b>Standard Glass</b>	<b>1</b>	<b>53801/7A</b>	<b>(2-24")</b>	<b>7,475</b>	<b>50601/7A</b>	<b>(2-24")</b>	<b>9,295</b>
72 36 4-6		Standard Satin Etched Glass	1	53801/7B	(2-24")	8,175	50601/7B	(2-24")	9,970
<b>72 36 4-6</b>		<b>Low-Iron Clear Glass</b>	<b>1</b>	<b>53801/7C</b>	<b>(2-24")</b>	<b>7,975</b>	<b>50601/7C</b>	<b>(2-24")</b>	<b>9,795</b>
72 36 4-6		Low-Iron Satin Etched Glass	1	53801/7D	(2-24")	9,000	50601/7D	(2-24")	10,800
<b>78 38 4-6</b>		<b>Standard Glass</b>	<b>1</b>	<b>53802/7A</b>	<b>(2-24")</b>	<b>8,220</b>	<b>50602/7A</b>	<b>(2-24")</b>	<b>10,020</b>
78 38 4-6		Standard Satin Etched Glass	1	53802/7B	(2-24")	9,025	50602/7B	(2-24")	10,825
<b>78 38 4-6</b>		<b>Low-Iron Clear Glass</b>	<b>1</b>	<b>53802/7C</b>	<b>(2-24")</b>	<b>8,800</b>	<b>50602/7C</b>	<b>(2-24")</b>	<b>10,615</b>
78 38 4-6		Low-Iron Satin Etched Glass	1	53802/7D	(2-24")	9,960	50602/7D	(2-24")	11,775
<b>84 42 6-8</b>		<b>Standard Glass</b>	<b>1</b>	<b>53804/7A</b>	<b>(2-26")</b>	<b>9,210</b>	<b>50604/7A</b>	<b>(2-26")</b>	<b>10,985</b>
84 42 6-8		Standard Satin Etched Glass	1	53804/7B	(2-26")	10,330	50604/7B	(2-26")	12,100
<b>84 42 6-8</b>		<b>Low-Iron Clear Glass</b>	<b>1</b>	<b>53804/7C</b>	<b>(2-26")</b>	<b>10,075</b>	<b>50604/7C</b>	<b>(2-26")</b>	<b>11,835</b>
84 42 6-8		Low-Iron Satin Etched Glass	1	53804/7D	(2-26")	11,455	50604/7D	(2-26")	13,220
<b>96 42 6-8</b>		<b>Standard Glass</b>	<b>1</b>	<b>53805/7A</b>	<b>(2-26")</b>	<b>10,410</b>	<b>50605/7A</b>	<b>(2-26")</b>	<b>12,175</b>
96 42 6-8		Standard Satin Etched Glass	1	53805/7B	(2-26")	11,505	50605/7B	(2-26")	13,260
<b>96 42 6-8</b>		<b>Low-Iron Clear Glass</b>	<b>1</b>	<b>53805/7C</b>	<b>(2-26")</b>	<b>11,205</b>	<b>50605/7C</b>	<b>(2-26")</b>	<b>12,965</b>
96 42 6-8		Low-Iron Satin Etched Glass	1	53805/7D	(2-26")	12,780	50605/7D	(2-26")	14,530
<b>108 48 8-10</b>		<b>Standard Glass</b>	<b>1</b>	<b>53808/7A</b>	<b>(2-28")</b>	<b>12,730</b>	<b>50608/7A</b>	<b>(2-28")</b>	<b>14,510</b>
108 48 8-10		Standard Satin Etched Glass	1	53808/7B	(2-28")	14,105	50608/7B	(2-28")	15,895
<b>108 48 8-10</b>		<b>Low-Iron Clear Glass</b>	<b>1</b>	<b>53808/7C</b>	<b>(2-28")</b>	<b>13,750</b>	<b>50608/7C</b>	<b>(2-28")</b>	<b>15,525</b>
108 48 8-10		Low-Iron Satin Etched Glass	1	53808/7D	(2-28")	15,795	50608/7D	(2-28")	17,560
<b>120 48 8-10</b>		<b>Standard Glass</b>	<b>2</b>	<b>53810/7A</b>	<b>(2-28")</b>	<b>14,905</b>	<b>50610/7A</b>	<b>(2-28")</b>	<b>16,675</b>
120 48 8-10		Standard Satin Etched Glass	2	53810/7B	(2-28")	16,440	50610/7B	(2-28")	18,235
<b>120 48 8-10</b>		<b>Low-Iron Clear Glass</b>	<b>2</b>	<b>53810/7C</b>	<b>(2-28")</b>	<b>16,035</b>	<b>50610/7C</b>	<b>(2-28")</b>	<b>17,805</b>
120 48 8-10		Low-Iron Satin Etched Glass	2	53810/7D	(2-28")	18,295	50610/7D	(2-28")	20,085
<b>132 48 8-10</b>		<b>Standard Glass</b>	<b>2</b>	<b>53812/7A</b>	<b>(2-28")</b>	<b>17,245</b>	<b>50612/7A</b>	<b>(2-28")</b>	<b>18,820</b>
132 48 8-10		Standard Satin Etched Glass	2	53812/7B	(2-28")	18,925	50612/7B	(2-28")	20,520
<b>132 48 8-10</b>		<b>Low-Iron Clear Glass</b>	<b>2</b>	<b>53812/7C</b>	<b>(2-28")</b>	<b>18,600</b>	<b>50612/7C</b>	<b>(2-28")</b>	<b>20,180</b>
132 48 8-10		Low-Iron Satin Etched Glass	2	53812/7D	(2-28")	20,950	50612/7D	(2-28")	22,535

These models are constructed without support rails – bases are attached directly to tops.

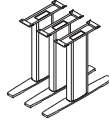
# VOX® GLASS TOP CONFERENCE TABLES

SUPER ELLIPSE SHAPE

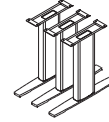


Polished Edge

Anodized Finish



Mirror-Polished



\* Based on a chair width of 25".

L" x D"	Sugg Seat Capacity	Top Finish	Top Sections	Model Number	3 T-Bases	White Glass List Price	Model Number	3 T-Bases	White Glass List Price
<b>144 48 10-12</b>		<b>Standard Glass</b>	<b>2</b>	<b>53814/7A</b>	<b>(3-28")</b>	<b>19,605</b>	<b>50614/7A</b>	<b>(3-28")</b>	<b>21,965</b>
144 48 10-12		Standard Satin Etched Glass	2	53814/7B	(3-28")	21,470	50614/7B	(3-28")	23,815
<b>144 48 10-12</b>		<b>Low-Iron Clear Glass</b>	<b>2</b>	<b>53814/7C</b>	<b>(3-28")</b>	<b>20,960</b>	<b>50614/7C</b>	<b>(3-28")</b>	<b>23,320</b>
144 48 10-12		Low-Iron Satin Etched Glass	2	53814/7D	(3-28")	23,670	50614/7D	(3-28")	26,035
<b>144 54 10-12</b>		<b>Standard Glass</b>	<b>2</b>	<b>53815/7A</b>	<b>(3-30")</b>	<b>21,855</b>	<b>50615/7A</b>	<b>(3-30")</b>	<b>24,385</b>
144 54 10-12		Standard Satin Etched Glass	2	53815/7B	(3-30")	23,955	50615/7B	(3-30")	26,485
<b>144 54 10-12</b>		<b>Low-Iron Clear Glass</b>	<b>2</b>	<b>53815/7C</b>	<b>(3-30")</b>	<b>23,370</b>	<b>50615/7C</b>	<b>(3-30")</b>	<b>25,905</b>
144 54 10-12		Low-Iron Satin Etched Glass	2	53815/7D	(3-30")	26,425	50615/7D	(3-30")	28,960
<b>156 48 10-12</b>		<b>Standard Glass</b>	<b>2</b>	<b>53817/7A</b>	<b>(3-28")</b>	<b>21,130</b>	<b>50617/7A</b>	<b>(3-28")</b>	<b>23,475</b>
156 48 10-12		Standard Satin Etched Glass	2	53817/7B	(3-28")	23,125	50617/7B	(3-28")	25,500
<b>156 48 10-12</b>		<b>Low-Iron Clear Glass</b>	<b>2</b>	<b>53817/7C</b>	<b>(3-28")</b>	<b>22,575</b>	<b>50617/7C</b>	<b>(3-28")</b>	<b>24,945</b>
156 48 10-12		Low-Iron Satin Etched Glass	2	53817/7D	(3-28")	25,525	50617/7D	(3-28")	27,875
<b>156 54 12-14</b>		<b>Standard Glass</b>	<b>2</b>	<b>53818/7A</b>	<b>(3-30")</b>	<b>23,570</b>	<b>50618/7A</b>	<b>(3-30")</b>	<b>26,080</b>
156 54 12-14		Standard Satin Etched Glass	2	53818/7B	(3-30")	25,840	50618/7B	(3-30")	28,360
<b>156 54 12-14</b>		<b>Low-Iron Clear Glass</b>	<b>2</b>	<b>53818/7C</b>	<b>(3-30")</b>	<b>25,225</b>	<b>50618/7C</b>	<b>(3-30")</b>	<b>27,735</b>
156 54 12-14		Low-Iron Satin Etched Glass	2	53818/7D	(3-30")	28,510	50618/7D	(3-30")	31,050
<b>168 48 12-14</b>		<b>Standard Glass</b>	<b>2</b>	<b>53821/7A</b>	<b>(3-28")</b>	<b>23,375</b>	<b>50621/7A</b>	<b>(3-28")</b>	<b>25,745</b>
168 48 12-14		Standard Satin Etched Glass	2	53821/7B	(3-28")	25,550	50621/7B	(3-28")	27,890
<b>168 48 12-14</b>		<b>Low-Iron Clear Glass</b>	<b>2</b>	<b>53821/7C</b>	<b>(3-28")</b>	<b>24,970</b>	<b>50621/7C</b>	<b>(3-28")</b>	<b>27,300</b>
168 48 12-14		Low-Iron Satin Etched Glass	2	53821/7D	(3-28")	28,115	50621/7D	(3-28")	30,470
<b>168 54 12-14</b>		<b>Standard Glass</b>	<b>2</b>	<b>53822/7A</b>	<b>(3-30")</b>	<b>26,030</b>	<b>50622/7A</b>	<b>(3-30")</b>	<b>28,530</b>
168 54 12-14		Standard Satin Etched Glass	2	53822/7B	(3-30")	28,470	50622/7B	(3-30")	30,960
<b>168 54 12-14</b>		<b>Low-Iron Clear Glass</b>	<b>2</b>	<b>53822/7C</b>	<b>(3-30")</b>	<b>27,800</b>	<b>50622/7C</b>	<b>(3-30")</b>	<b>30,300</b>
168 54 12-14		Low-Iron Satin Etched Glass	2	53822/7D	(3-30")	31,355	50622/7D	(3-30")	33,870

# VOX® GLASS TOP CONFERENCE TABLES

SUPER ELLIPSE SHAPE



Polished Edge

Metallic Silver Paint



Mirror-Polished




\* Based on a chair width of 25".

L" x D"	Sugg Seat Capacity	Top Finish	Top Sections	Model Number	2 Taper Legs	White Glass List Price	Model Number	2 Taper Legs	White Glass List Price
<b>72 36 4-6</b>		<b>Standard Glass</b>	<b>1</b>	<b>53701/7A</b>	<b>(2-24")</b>	<b>8,335</b>	<b>50501/7A</b>	<b>(2-24")</b>	<b>10,110</b>
72 36 4-6		Standard Satin Etched Glass	1	53701/7B	(2-24")	9,045	50501/7B	(2-24")	10,800
<b>72 36 4-6</b>		<b>Low-Iron Clear Glass</b>	<b>1</b>	<b>53701/7C</b>	<b>(2-24")</b>	<b>8,850</b>	<b>50501/7C</b>	<b>(2-24")</b>	<b>10,620</b>
72 36 4-6		Low-Iron Satin Etched Glass	1	53701/7D	(2-24")	9,865	50501/7D	(2-24")	11,630
<b>78 38 4-6</b>		<b>Standard Glass</b>	<b>1</b>	<b>53702/7A</b>	<b>(2-24")</b>	<b>9,090</b>	<b>50502/7A</b>	<b>(2-24")</b>	<b>10,850</b>
78 38 4-6		Standard Satin Etched Glass	1	53702/7B	(2-24")	9,885	50502/7B	(2-24")	11,635
<b>78 38 4-6</b>		<b>Low-Iron Clear Glass</b>	<b>1</b>	<b>53702/7C</b>	<b>(2-24")</b>	<b>9,670</b>	<b>50502/7C</b>	<b>(2-24")</b>	<b>11,425</b>
78 38 4-6		Low-Iron Satin Etched Glass	1	53702/7D	(2-24")	10,840	50502/7D	(2-24")	12,585
<b>84 42 6-8</b>		<b>Standard Glass</b>	<b>1</b>	<b>53704/7A</b>	<b>(2-26")</b>	<b>10,235</b>	<b>50504/7A</b>	<b>(2-26")</b>	<b>11,955</b>
84 42 6-8		Standard Satin Etched Glass	1	53704/7B	(2-26")	11,370	50504/7B	(2-26")	13,065
<b>84 42 6-8</b>		<b>Low-Iron Clear Glass</b>	<b>1</b>	<b>53704/7C</b>	<b>(2-26")</b>	<b>11,110</b>	<b>50504/7C</b>	<b>(2-26")</b>	<b>12,820</b>
84 42 6-8		Low-Iron Satin Etched Glass	1	53704/7D	(2-26")	12,485	50504/7D	(2-26")	14,210
<b>96 42 6-8</b>		<b>Standard Glass</b>	<b>1</b>	<b>53705/7A</b>	<b>(2-26")</b>	<b>11,425</b>	<b>50505/7A</b>	<b>(2-26")</b>	<b>13,115</b>
96 42 6-8		Standard Satin Etched Glass	1	53705/7B	(2-26")	12,510	50505/7B	(2-26")	14,215
<b>96 42 6-8</b>		<b>Low-Iron Clear Glass</b>	<b>1</b>	<b>53705/7C</b>	<b>(2-26")</b>	<b>12,210</b>	<b>50505/7C</b>	<b>(2-26")</b>	<b>13,915</b>
96 42 6-8		Low-Iron Satin Etched Glass	1	53705/7D	(2-26")	13,800	50505/7D	(2-26")	15,490
<b>108 48 8-10</b>		<b>Standard Glass</b>	<b>1</b>	<b>53708/7A</b>	<b>(2-28")</b>	<b>13,775</b>	<b>50508/7A</b>	<b>(2-28")</b>	<b>15,540</b>
108 48 8-10		Standard Satin Etched Glass	1	53708/7B	(2-28")	15,160	50508/7B	(2-28")	16,920
<b>108 48 8-10</b>		<b>Low-Iron Clear Glass</b>	<b>1</b>	<b>53708/7C</b>	<b>(2-28")</b>	<b>14,770</b>	<b>50508/7C</b>	<b>(2-28")</b>	<b>16,550</b>
108 48 8-10		Low-Iron Satin Etched Glass	1	53708/7D	(2-28")	16,825	50508/7D	(2-28")	18,570
<b>120 48 8-10</b>		<b>Standard Glass</b>	<b>2</b>	<b>53710/7A</b>	<b>(2-28")</b>	<b>15,140</b>	<b>50510/7A</b>	<b>(2-28")</b>	<b>16,860</b>
120 48 8-10		Standard Satin Etched Glass	2	53710/7B	(2-28")	16,675	50510/7B	(2-28")	18,410
<b>120 48 8-10</b>		<b>Low-Iron Clear Glass</b>	<b>2</b>	<b>53710/7C</b>	<b>(2-28")</b>	<b>16,270</b>	<b>50510/7C</b>	<b>(2-28")</b>	<b>17,995</b>
120 48 8-10		Low-Iron Satin Etched Glass	2	53710/7D	(2-28")	18,525	50510/7D	(2-28")	20,245
<b>132 48 8-10</b>		<b>Standard Glass</b>	<b>2</b>	<b>53712/7A</b>	<b>(2-28")</b>	<b>17,440</b>	<b>50512/7A</b>	<b>(2-28")</b>	<b>18,980</b>
132 48 8-10		Standard Satin Etched Glass	2	53712/7B	(2-28")	19,135	50512/7B	(2-28")	20,665
<b>132 48 8-10</b>		<b>Low-Iron Clear Glass</b>	<b>2</b>	<b>53712/7C</b>	<b>(2-28")</b>	<b>18,805</b>	<b>50512/7C</b>	<b>(2-28")</b>	<b>20,340</b>
132 48 8-10		Low-Iron Satin Etched Glass	2	53712/7D	(2-28")	21,150	50512/7D	(2-28")	22,690

These models are constructed without support rails - bases are attached directly to tops.

# VOX® GLASS TOP CONFERENCE TABLES

SUPER ELLIPSE SHAPE




Polished Edge

Metallic Silver Paint



Mirror-Polished

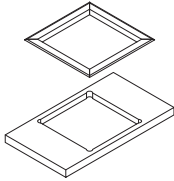
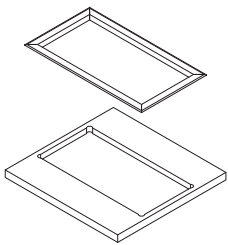

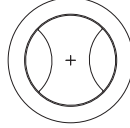


\* Based on a chair width of 25".

L" x D"	Sugg Seat Capacity	Top Finish	Top Sections	Model Number	3 Taper Legs	White Glass List Price	Model Number	3 Taper Legs	White Glass List Price
<b>144 48</b>	<b>10-12</b>	<b>Standard Glass</b>	<b>2</b>	<b>53714/7A</b>	<b>(3-28")</b>	<b>19,905</b>	<b>50514/7A</b>	<b>(3-28")</b>	<b>22,240</b>
144 48	10-12	Standard Satin Etched Glass	2	53714/7B	(3-28")	21,765	50514/7B	(3-28")	24,100
<b>144 48</b>	<b>10-12</b>	<b>Low-Iron Clear Glass</b>	<b>2</b>	<b>53714/7C</b>	<b>(3-28")</b>	<b>21,250</b>	<b>50514/7C</b>	<b>(3-28")</b>	<b>23,595</b>
144 48	10-12	Low-Iron Satin Etched Glass	2	53714/7D	(3-28")	23,980	50514/7D	(3-28")	26,305
<b>144 54</b>	<b>10-12</b>	<b>Standard Glass</b>	<b>2</b>	<b>53715/7A</b>	<b>(3-30")</b>	<b>21,810</b>	<b>50515/7A</b>	<b>(3-30")</b>	<b>24,120</b>
144 54	10-12	Standard Satin Etched Glass	2	53715/7B	(3-30")	23,890	50515/7B	(3-30")	26,225
<b>144 54</b>	<b>10-12</b>	<b>Low-Iron Clear Glass</b>	<b>2</b>	<b>53715/7C</b>	<b>(3-30")</b>	<b>23,330</b>	<b>50515/7C</b>	<b>(3-30")</b>	<b>25,645</b>
144 54	10-12	Low-Iron Satin Etched Glass	2	53715/7D	(3-30")	26,375	50515/7D	(3-30")	28,705
<b>156 48</b>	<b>10-12</b>	<b>Standard Glass</b>	<b>2</b>	<b>53717/7A</b>	<b>(3-28")</b>	<b>21,435</b>	<b>50517/7A</b>	<b>(3-28")</b>	<b>23,770</b>
156 48	10-12	Standard Satin Etched Glass	2	53717/7B	(3-28")	23,440	50517/7B	(3-28")	25,765
<b>156 48</b>	<b>10-12</b>	<b>Low-Iron Clear Glass</b>	<b>2</b>	<b>53717/7C</b>	<b>(3-28")</b>	<b>22,900</b>	<b>50517/7C</b>	<b>(3-28")</b>	<b>25,225</b>
156 48	10-12	Low-Iron Satin Etched Glass	2	53717/7D	(3-28")	25,840	50517/7D	(3-28")	28,160
<b>156 54</b>	<b>12-14</b>	<b>Standard Glass</b>	<b>2</b>	<b>53718/7A</b>	<b>(3-30")</b>	<b>23,500</b>	<b>50518/7A</b>	<b>(3-30")</b>	<b>25,840</b>
156 54	12-14	Standard Satin Etched Glass	2	53718/7B	(3-30")	25,760	50518/7B	(3-30")	28,100
<b>156 54</b>	<b>12-14</b>	<b>Low-Iron Clear Glass</b>	<b>2</b>	<b>53718/7C</b>	<b>(3-30")</b>	<b>25,135</b>	<b>50518/7C</b>	<b>(3-30")</b>	<b>27,480</b>
156 54	12-14	Low-Iron Satin Etched Glass	2	53718/7D	(3-30")	28,465	50518/7D	(3-30")	30,785
<b>168 48</b>	<b>12-14</b>	<b>Standard Glass</b>	<b>2</b>	<b>53721/7A</b>	<b>(3-28")</b>	<b>23,680</b>	<b>50521/7A</b>	<b>(3-28")</b>	<b>26,030</b>
168 48	12-14	Standard Satin Etched Glass	2	53721/7B	(3-28")	25,855	50521/7B	(3-28")	28,180
<b>168 48</b>	<b>12-14</b>	<b>Low-Iron Clear Glass</b>	<b>2</b>	<b>53721/7C</b>	<b>(3-28")</b>	<b>25,275</b>	<b>50521/7C</b>	<b>(3-28")</b>	<b>27,590</b>
168 48	12-14	Low-Iron Satin Etched Glass	2	53721/7D	(3-28")	28,425	50521/7D	(3-28")	30,750
<b>168 54</b>	<b>12-14</b>	<b>Standard Glass</b>	<b>2</b>	<b>53722/7A</b>	<b>(3-30")</b>	<b>25,960</b>	<b>50522/7A</b>	<b>(3-30")</b>	<b>28,290</b>
168 54	12-14	Standard Satin Etched Glass	2	53722/7B	(3-30")	28,400	50522/7B	(3-30")	30,725
<b>168 54</b>	<b>12-14</b>	<b>Low-Iron Clear Glass</b>	<b>2</b>	<b>53722/7C</b>	<b>(3-30")</b>	<b>27,715</b>	<b>50522/7C</b>	<b>(3-30")</b>	<b>30,055</b>
168 54	12-14	Low-Iron Satin Etched Glass	2	53722/7D	(3-30")	31,285	50522/7D	(3-30")	33,625

# FORUM TRIM KITS

DESIGN – MARK MÜLLER

	Finish	Model Number	W" x	D" x	List Price	Product Description
<b>M-SERIES TRIM KIT</b>						
		TKM	6"	6"	1,020	<p>Vox Glass Top Conference tables can be ordered with all of the Vox Forum options that are standard in Vox Wood Top Conference tables.</p> <p>To specify Vox Forums go to Section of "Vox Forum" of the Vox Conference Planning guide to select the options needed.</p> <p>For M and N series forums you may also choose to go to the VFC-Vox Forum Configurator and on line tool to build these products.</p> <p><a href="http://www.nienkämper.com/vfc">www.nienkämper.com/vfc</a></p> <p>A small aluminum trim feature surrounds all four sides of the Forum on four sides when integrated in glass tops. Combine these forum selections with the trim kits described here. Trim kits are available in our 5 standard anodized colors: clear, champagne, light bronze, bronze and black.</p>
	<p>4 Steps to Order</p> <ol style="list-style-type: none"> <li>1 - Pick the table you require</li> <li>2 - Pick the Vox Forum and quantity you require</li> <li>3 - Select the trim kit associated with the Vox Forum style</li> <li>4 - Add the list prices together</li> </ol>					
<b>N-SERIES TRIM KIT</b>						
		TKN	6"	12"	1,085	
<b>GROMMET FOR GLASS TOPS</b>						
 			Outside Diameter	Inside Diameter		
	Silver Metallic	52050-S	2 <sup>3</sup> / <sub>8</sub> "	1 <sup>5</sup> / <sub>8</sub> "	280	
	White Gloss	52050-W			280	
<p>A unique aluminum grommet is offered for the Vox Glass Top conference tables.</p> <p>Two identical swiveling components are housed within a circular frame that is fixed positively to the glass top from below.</p> <p>By swiveling the two parts openings are created that accommodate a number of cables. Available in Silver metallic or gloss white paint.</p>						







# POSITIONING VOX FORUMS ON GLASS TOPS

DESIGN – MARK MÜLLER



## DETERMINING FORUM PLACEMENT ON TABLES

When specifying any Vox Conference table it is helpful to use the following drawings as a reference for defining/distributing Forums along the table top. The rectangular top in the drawing is used for reference only as all other shapes in the Collection fit within this shape.

	Tables 72 x 36 - 84 x 42			Tables 96 x 42 - 108 x 48			Tables 120 x 48 - 132 x 48			Tables 144 x 48 - 168 x 48		
	S-Series Forum	M-Series Forum	N-Series Forum	S-Series Forum	M-Series Forum	N-Series Forum	S-Series Forum	M-Series Forum	N-Series Forum	S-Series Forum	M-Series Forum	N-Series Forum
 <p><b>FP1</b> - At center</p>	•	•	•	•	•	•						
 <p><b>FP2C</b> - Centered</p>	•	•	•	•	•	•	•	•	• N/A on Duo Base 48" W	•	•	• N/A on Duo Base 48" W
 <p><b>FP2</b> - Equally Spaced</p>	•	•	•	•	•	•	•	•	• N/A on Duo Base 48" W	•	•	• N/A on Duo Base 48" W
 <p><b>FP2E</b> - At ends of table</p>				•	•	•	•	•	• N/A on Duo Base 48" W	•	•	• N/A on Duo Base 48" W
 <p><b>FP4</b> - Equally Spaced</p>							•			•		
 <p><b>FP4A</b> - Symmetrically Spaced</p>								•	• N/A on Duo Base 48" W	•		• N/A on Duo Base 48" W

# VOX® CLEAR GLASS DINING TABLES

## RECTANGLE SHAPE



### Metallic Silver Paint



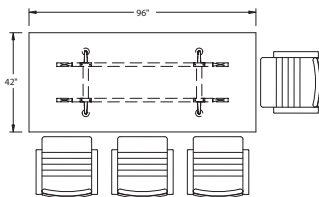
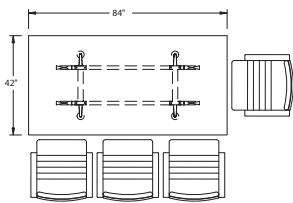
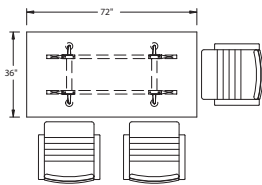
### Mirror-Polished



\* Based on a chair width of 25".

L" x D"	Sugg Seat Capacity	Top Finish	Top Sections	Model Number	Number of Bases-Size	2 Taper Base List Price	Model Number	Number of Bases-Size	2 Taper Base List Price
<b>72 x 36</b>	<b>4-6</b>	<b>Glass</b>	<b>1</b>	<b>52068</b>	<b>2-24</b>	<b>10,355</b>	<b>52052</b>	<b>2-24</b>	<b>12,305</b>
84 x 42	6-8	Glass	1	52069	2-26	12,505	52053	2-26	14,445
<b>96 x 42</b>	<b>6-8</b>	<b>Glass</b>	<b>1</b>	<b>52070</b>	<b>2-26</b>	<b>13,605</b>	<b>52054</b>	<b>2-26</b>	<b>15,565</b>

The Vox® Clear Glass Dining Table features a sleek, minimalist design that highlights the beauty of its premium glass surface. Its refined aesthetic and modern form make it a versatile centerpiece, perfectly suited for contemporary dining spaces or collaborative meeting areas.



### Glass Top Details:

Rectangular shaped glass tops are available in three sizes only, as listed above.

The clear glass is 1/2" thick and tempered. All glass tops are manufactured with a polished edge.

### Table Base Details:

Taper™ bases are made of cast aluminum and available in a Mirror-Polished or Silver Paint finish.

# VOX® LCS CONFERENCE BASE INTERIOR CLEARANCES

**LCS Conference and Round Base** - Available in two fixed heights (29" and 38") and a height-adjustable option (29½"–42"), the LCS collection offers a stylish solution for conference rooms. Race track-shaped bases slide open at the center for easy access to wiring and floor power. Dimensions for floor core drills or flush receptacles are provided. Bases are fully upholstered in black Neather with contrasting stitching. Sit/stand models feature premium-quality powered lifts. Detailed drawings, including base locations, can be downloaded from [www.nienkamper.com](http://www.nienkamper.com)

## Height Adjustable

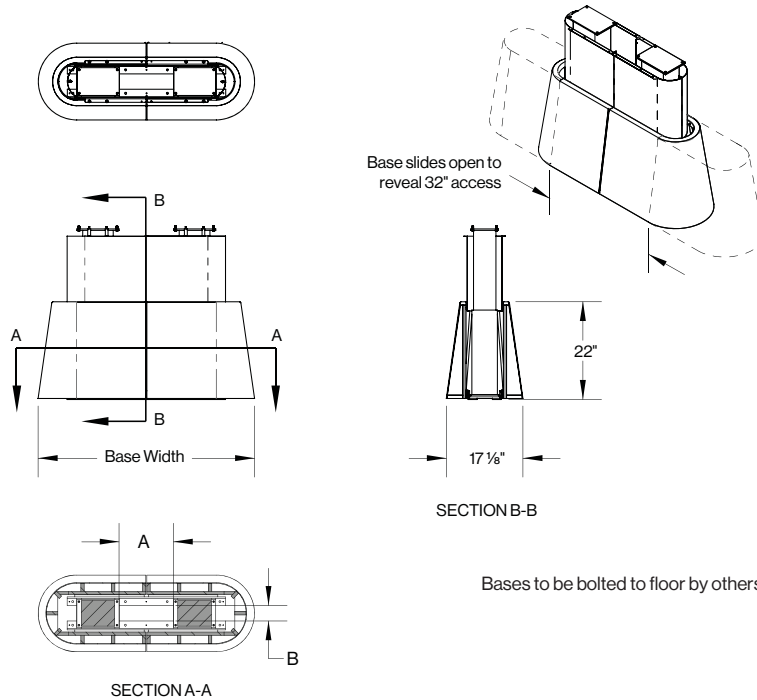
Table Length"	Base Width"	Base Depth"	Base Height"	Interior Clearance A"	Interior Clearance B"	Openings
96 - 144	48¾"	17 ⅞"	22"	12 ⅝"	3½"	1
156	72¾"	17 ⅞"	22"	12"	10"	1

## Fixed Height

96 - 132	48¾"	17 ⅞"	22"	12 ⅝"	3½"	1
144 - 156	68 ⅝"	17 ⅞"	22"	12 ⅝"	3½"	1
168	81 ⅝"	17 ⅞"	22"	12"	10"	1
180	89 ⅝"	17 ⅞"	22"	12"	10"	1
192	106 ⅝"	17 ⅞"	22"	12"	10"	2
204	121 ⅝"	17 ⅞"	22"	12"	10"	2
216	133 ⅝"	17 ⅞"	22"	12"	10"	2
228	145 ⅝"	17 ⅞"	22"	12"	10"	2
240	149 ⅝"	17 ⅞"	22"	12"	10"	2

### Description

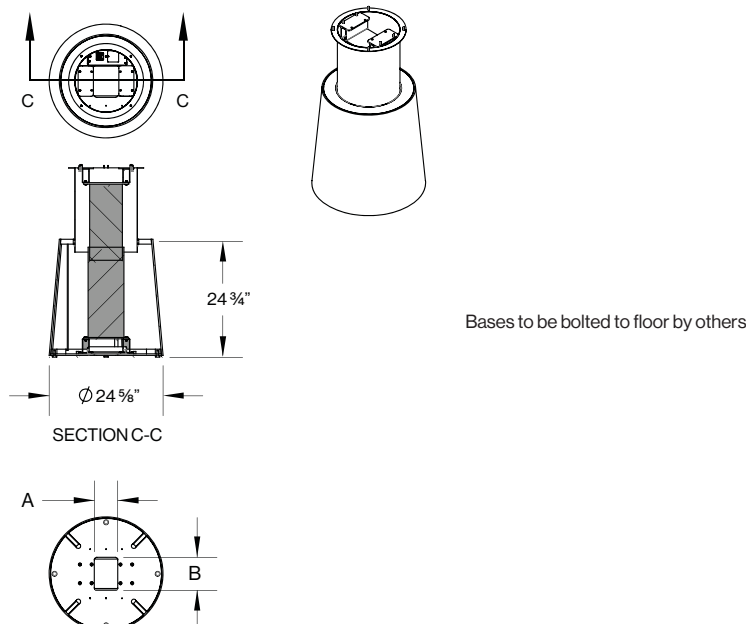
#### LCS CONFERENCE - FIXED & HEIGHT ADJUSTABLE BASE PLAN VIEW



### Description

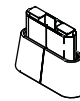
#### LCS ROUND CONFERENCE - FIXED & HEIGHT ADJUSTABLE PLAN VIEW

Base Diameter"	Base Height"	Interior Clearance A"	Interior Clearance B"
24 ⅝"	24 ¾"	5"	7"



# VOX® LCSTABLES

RECTANGLE SHAPE Design Nienkämper , Jeremy Gibson



All Rectangular shape table sizes available with optional 6" radius "Soft" corner (must be specified at time of order)

Specify edge type; add the two letter code after the model number.



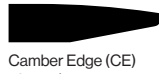
Facet Edge (FC)



Taper Edge (TE)



Flowform Edge (FF)  
5% upcharge  
laminates not available



Camber Edge (CE)  
5% upcharge  
laminates not available

Model Number	W"	D"	H"	Top Finish	List Price	Model Number	W"	D"	H"	Top Finish	List Price	Standard Features:
--------------	----	----	----	------------	------------	--------------	----	----	----	------------	------------	--------------------

## Fixed Height (Seating)

34361/230	96	42	29	Veneer	19,050
<b>34361/530</b>	<b>96</b>	<b>42</b>	<b>29</b>	<b>P-Lam</b>	<b>18,055</b>
34362/230	96	48	29	Veneer	19,285
<b>34362/530</b>	<b>96</b>	<b>48</b>	<b>29</b>	<b>P-Lam</b>	<b>18,240</b>
34363/230	96	54	29	Veneer	19,525
<b>34363/530</b>	<b>96</b>	<b>54</b>	<b>29</b>	<b>P-Lam</b>	<b>18,430</b>
34364/230	96	60	29	Veneer	19,785
<b>34364/530</b>	<b>96</b>	<b>60</b>	<b>29</b>	<b>P-Lam</b>	<b>18,635</b>
34365/230	108	42	29	Veneer	19,335
<b>34365/530</b>	<b>108</b>	<b>42</b>	<b>29</b>	<b>P-Lam</b>	<b>18,155</b>
34366/230	108	48	29	Veneer	19,710
<b>34366/530</b>	<b>108</b>	<b>48</b>	<b>29</b>	<b>P-Lam</b>	<b>18,475</b>
34367/230	108	54	29	Veneer	19,840
<b>34367/530</b>	<b>108</b>	<b>54</b>	<b>29</b>	<b>P-Lam</b>	<b>18,525</b>
34368/230	108	60	29	Veneer	20,105
<b>34368/530</b>	<b>108</b>	<b>60</b>	<b>29</b>	<b>P-Lam</b>	<b>18,710</b>
34369/230	120	42	29	Veneer	19,600
<b>34369/530</b>	<b>120</b>	<b>42</b>	<b>29</b>	<b>P-Lam</b>	<b>18,400</b>
34370/230	120	48	29	Veneer	20,085
<b>34370/530</b>	<b>120</b>	<b>48</b>	<b>29</b>	<b>P-Lam</b>	<b>18,635</b>
34371/230	120	54	29	Veneer	20,490
<b>34371/530</b>	<b>120</b>	<b>54</b>	<b>29</b>	<b>P-Lam</b>	<b>18,870</b>
34372/230	120	60	29	Veneer	20,775
<b>34372/530</b>	<b>120</b>	<b>60</b>	<b>29</b>	<b>P-Lam</b>	<b>18,965</b>
34373/230	132	42	29	Veneer	19,975
<b>34373/530</b>	<b>132</b>	<b>42</b>	<b>29</b>	<b>P-Lam</b>	<b>18,635</b>
34374/230	132	48	29	Veneer	20,390
<b>34374/530</b>	<b>132</b>	<b>48</b>	<b>29</b>	<b>P-Lam</b>	<b>18,840</b>
34375/230	132	54	29	Veneer	20,860
<b>34375/530</b>	<b>132</b>	<b>54</b>	<b>29</b>	<b>P-Lam</b>	<b>18,965</b>
34376/230	132	60	29	Veneer	21,100
<b>34376/530</b>	<b>132</b>	<b>60</b>	<b>29</b>	<b>P-Lam</b>	<b>19,135</b>
34377/230	144	42	29	Veneer	20,285
<b>34377/530</b>	<b>144</b>	<b>42</b>	<b>29</b>	<b>P-Lam</b>	<b>18,770</b>
34378/230	144	48	29	Veneer	20,725
<b>34378/530</b>	<b>144</b>	<b>48</b>	<b>29</b>	<b>P-Lam</b>	<b>19,050</b>
34379/230	144	54	29	Veneer	21,250
<b>34379/530</b>	<b>144</b>	<b>54</b>	<b>29</b>	<b>P-Lam</b>	<b>19,265</b>
34380/230	144	60	29	Veneer	21,670
<b>34380/530</b>	<b>144</b>	<b>60</b>	<b>29</b>	<b>P-Lam</b>	<b>19,525</b>
34381/230	156	42	29	Veneer	20,525
<b>34381/530</b>	<b>156</b>	<b>42</b>	<b>29</b>	<b>P-Lam</b>	<b>18,925</b>
34382/230	156	48	29	Veneer	21,035
<b>34382/530</b>	<b>156</b>	<b>48</b>	<b>29</b>	<b>P-Lam</b>	<b>19,285</b>
34383/230	156	54	29	Veneer	21,640
<b>34383/530</b>	<b>156</b>	<b>54</b>	<b>29</b>	<b>P-Lam</b>	<b>19,550</b>
34384/230	156	60	29	Veneer	22,110
<b>34384/530</b>	<b>156</b>	<b>60</b>	<b>29</b>	<b>P-Lam</b>	<b>19,840</b>

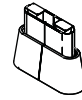
## Fixed Height (Standing)

34361/238	96	42	38	Veneer	20,620
<b>34361/538</b>	<b>96</b>	<b>42</b>	<b>38</b>	<b>P-Lam</b>	<b>19,620</b>
34362/238	96	48	38	Veneer	20,860
<b>34362/538</b>	<b>96</b>	<b>48</b>	<b>38</b>	<b>P-Lam</b>	<b>19,810</b>
34363/238	96	54	38	Veneer	21,100
<b>34363/538</b>	<b>96</b>	<b>54</b>	<b>38</b>	<b>P-Lam</b>	<b>19,995</b>
34364/238	96	60	38	Veneer	21,355
<b>34364/538</b>	<b>96</b>	<b>60</b>	<b>38</b>	<b>P-Lam</b>	<b>20,205</b>
34365/238	108	42	38	Veneer	20,910
<b>34365/538</b>	<b>108</b>	<b>42</b>	<b>38</b>	<b>P-Lam</b>	<b>19,730</b>
34366/238	108	48	38	Veneer	21,270
<b>34366/538</b>	<b>108</b>	<b>48</b>	<b>38</b>	<b>P-Lam</b>	<b>20,040</b>
34367/238	108	54	38	Veneer	21,410
<b>34367/538</b>	<b>108</b>	<b>54</b>	<b>38</b>	<b>P-Lam</b>	<b>20,105</b>
34368/238	108	60	38	Veneer	21,670
<b>34368/538</b>	<b>108</b>	<b>60</b>	<b>38</b>	<b>P-Lam</b>	<b>20,285</b>
34369/238	120	42	38	Veneer	21,170
<b>34369/538</b>	<b>120</b>	<b>42</b>	<b>38</b>	<b>P-Lam</b>	<b>19,975</b>
34370/238	120	48	38	Veneer	21,640
<b>34370/238</b>	<b>120</b>	<b>48</b>	<b>38</b>	<b>P-Lam</b>	<b>20,205</b>
34371/538	120	54	38	Veneer	22,065
<b>34371/238</b>	<b>120</b>	<b>54</b>	<b>38</b>	<b>P-Lam</b>	<b>20,440</b>
34372/538	120	60	38	Veneer	22,345
<b>34372/238</b>	<b>120</b>	<b>60</b>	<b>38</b>	<b>P-Lam</b>	<b>20,545</b>
34373/538	132	42	38	Veneer	21,550
<b>34373/238</b>	<b>132</b>	<b>42</b>	<b>38</b>	<b>P-Lam</b>	<b>20,205</b>
34374/538	132	48	38	Veneer	21,960
<b>34374/238</b>	<b>132</b>	<b>48</b>	<b>38</b>	<b>P-Lam</b>	<b>20,415</b>
34375/538	132	54	38	Veneer	22,430
<b>34375/238</b>	<b>132</b>	<b>54</b>	<b>38</b>	<b>P-Lam</b>	<b>20,545</b>
34376/538	132	60	38	Veneer	22,660
<b>34376/238</b>	<b>132</b>	<b>60</b>	<b>38</b>	<b>P-Lam</b>	<b>20,705</b>
34377/538	144	42	38	Veneer	21,855
<b>34377/238</b>	<b>144</b>	<b>42</b>	<b>38</b>	<b>P-Lam</b>	<b>20,335</b>
34378/538	144	48	38	Veneer	22,300
<b>34378/238</b>	<b>144</b>	<b>48</b>	<b>38</b>	<b>P-Lam</b>	<b>20,620</b>
34379/538	144	54	38	Veneer	22,820
<b>34379/238</b>	<b>144</b>	<b>54</b>	<b>38</b>	<b>P-Lam</b>	<b>20,830</b>
34380/538	144	60	38	Veneer	23,240
<b>34380/238</b>	<b>144</b>	<b>60</b>	<b>38</b>	<b>P-Lam</b>	<b>21,100</b>
34381/538	156	42	38	Veneer	22,085
<b>34381/238</b>	<b>156</b>	<b>42</b>	<b>38</b>	<b>P-Lam</b>	<b>20,490</b>
34382/538	156	48	38	Veneer	22,615
<b>34382/238</b>	<b>156</b>	<b>48</b>	<b>38</b>	<b>P-Lam</b>	<b>20,860</b>
34383/538	156	54	38	Veneer	23,215
<b>34383/238</b>	<b>156</b>	<b>54</b>	<b>38</b>	<b>P-Lam</b>	<b>21,125</b>
34384/538	156	60	38	Veneer	23,680
<b>34384/238</b>	<b>156</b>	<b>60</b>	<b>38</b>	<b>P-Lam</b>	<b>21,410</b>

- Tops available in all Nienkämper standard veneers, finishes and plastic laminates.
- Black Neather wrapped base with contrasting stitch is standard but all Nienkämper Neathers are also available.
- Shrouds and columns are powder coated black (PC-06).
- Base must be floor mounted on site by others according to acceptable means.
- Wires are concealed by the column and are hidden from view.
- Connectivity solutions include Vox® Double Sided Forum and Vox® Simple PopUp Forum

# VOX® LCS TABLES

RECTANGLE SHAPE Design Nienkämper , Jeremy Gibson



Specify edge type; add the two letter code after the model number.



Facet Edge (FC)



Taper Edge (TE)



Flowform Edge (FF)  
5% upcharge  
laminare not available



Camber Edge (CE)  
5% upcharge  
laminare not available

All Rectangular shape table sizes available with optional 6" radius "Soft" corner (must be specified at time of order)

**Model Number**   **W"**   **D"**   **H"**   **Top Finish**   **List Price**

**Standard Features:**

## Adjustable Height

34385/23045	96	42	29½-42	Veneer	24,950
<b>34385/53045</b>	<b>96</b>	<b>42</b>	<b>29½-42</b>	<b>P-Lam</b>	<b>23,950</b>
34386/23045	96	48	29½-42	Veneer	25,180
<b>34386/53045</b>	<b>96</b>	<b>48</b>	<b>29½-42</b>	<b>P-Lam</b>	<b>24,130</b>
34387/23045	96	54	29½-42	Veneer	25,410
<b>34387/53045</b>	<b>96</b>	<b>54</b>	<b>29½-42</b>	<b>P-Lam</b>	<b>24,310</b>
34388/23045	96	60	29½-42	Veneer	25,675
<b>34388/53045</b>	<b>96</b>	<b>60</b>	<b>29½-42</b>	<b>P-Lam</b>	<b>24,525</b>
34389/23045	108	42	29½-42	Veneer	25,230
<b>34389/53045</b>	<b>108</b>	<b>42</b>	<b>29½-42</b>	<b>P-Lam</b>	<b>24,055</b>
34390/23045	108	48	29½-42	Veneer	25,600
<b>34390/53045</b>	<b>108</b>	<b>48</b>	<b>29½-42</b>	<b>P-Lam</b>	<b>24,370</b>
34391/23045	108	54	29½-42	Veneer	25,735
<b>34391/53045</b>	<b>108</b>	<b>54</b>	<b>29½-42</b>	<b>P-Lam</b>	<b>24,415</b>
34392/23045	108	60	29½-42	Veneer	25,990
<b>34392/53045</b>	<b>108</b>	<b>60</b>	<b>29½-42</b>	<b>P-Lam</b>	<b>24,605</b>
34393/23045	120	42	29½-42	Veneer	25,495
<b>34393/53045</b>	<b>120</b>	<b>42</b>	<b>29½-42</b>	<b>P-Lam</b>	<b>24,290</b>
34394/23045	120	48	29½-42	Veneer	25,970
<b>34394/53045</b>	<b>120</b>	<b>48</b>	<b>29½-42</b>	<b>P-Lam</b>	<b>24,525</b>
34395/23045	120	54	29½-42	Veneer	26,380
<b>34395/53045</b>	<b>120</b>	<b>54</b>	<b>29½-42</b>	<b>P-Lam</b>	<b>24,755</b>
34396/23045	120	60	29½-42	Veneer	26,665
<b>34396/53045</b>	<b>120</b>	<b>60</b>	<b>29½-42</b>	<b>P-Lam</b>	<b>24,865</b>
34397/23045	132	42	29½-42	Veneer	25,860
<b>34397/53045</b>	<b>132</b>	<b>42</b>	<b>29½-42</b>	<b>P-Lam</b>	<b>24,525</b>
34398/23045	132	48	29½-42	Veneer	26,280
<b>34398/53045</b>	<b>132</b>	<b>48</b>	<b>29½-42</b>	<b>P-Lam</b>	<b>24,735</b>
34399/23045	132	54	29½-42	Veneer	26,745
<b>34399/53045</b>	<b>132</b>	<b>54</b>	<b>29½-42</b>	<b>P-Lam</b>	<b>24,865</b>
34400/23045	132	60	29½-42	Veneer	26,985
<b>34400/53045</b>	<b>132</b>	<b>60</b>	<b>29½-42</b>	<b>P-Lam</b>	<b>25,020</b>
34401/23045	144	42	29½-42	Veneer	26,180
<b>34401/53045</b>	<b>144</b>	<b>42</b>	<b>29½-42</b>	<b>P-Lam</b>	<b>24,655</b>
34402/23045	144	48	29½-42	Veneer	26,615
<b>34402/53045</b>	<b>144</b>	<b>48</b>	<b>29½-42</b>	<b>P-Lam</b>	<b>24,950</b>
34403/23045	144	54	29½-42	Veneer	27,150
<b>34403/53045</b>	<b>144</b>	<b>54</b>	<b>29½-42</b>	<b>P-Lam</b>	<b>25,155</b>
34404/23045	144	60	29½-42	Veneer	27,565
<b>34404/53045</b>	<b>144</b>	<b>60</b>	<b>29½-42</b>	<b>P-Lam</b>	<b>25,410</b>
34405/23045	156	42	29½-42	Veneer	26,415
<b>34405/53045</b>	<b>156</b>	<b>42</b>	<b>29½-42</b>	<b>P-Lam</b>	<b>24,820</b>
34406/23045	156	48	29½-42	Veneer	26,930
<b>34406/53045</b>	<b>156</b>	<b>48</b>	<b>29½-42</b>	<b>P-Lam</b>	<b>25,180</b>
34407/23045	156	54	29½-42	Veneer	27,530
<b>34407/53045</b>	<b>156</b>	<b>54</b>	<b>29½-42</b>	<b>P-Lam</b>	<b>25,440</b>
34408/23045	156	60	29½-42	Veneer	28,005
<b>34408/53045</b>	<b>156</b>	<b>60</b>	<b>29½-42</b>	<b>P-Lam</b>	<b>25,735</b>

- Tops available in all Nienkämper standard veneers, finishes and plastic laminates.
- Black Neather wrapped base with contrasting stitch is standard but all Nienkämper Neathers are also available.
- Shrouds and columns are powder coated black (PC-06).
- Base must be floor mounted on site by others according to acceptable means.
- Wires are concealed by the column and are hidden from view.
- Connectivity solutions include Vox® Double Sided Forum and Vox® Simple PopUp Forum
- Electric, ultra quiet height adjustable system with a variety of touch controls. Contact customer service for details 800.668.9318.



# VOX® LCS TABLES

BOAT SHAPE

Design Nienkämper, Jeremy Gibson



All Boat shape table sizes available with optional 6" radius  
"Soft" corner (must be specified at time of order)



Facet Edge (FC)



Taper Edge (TE)



Flowform Edge (FF)  
5% upcharge  
laminates not available



Camber Edge (CE)  
5% upcharge  
laminates not available

Model Number	W"	D"	H"	Top Finish	List Price	Model Number	W"	D"	H"	Top Finish	List Price	Standard Features:
<b>Fixed Height (Seating)</b>												
34571/230	96	42	29	Veneer	19,810	34571/238	96	42	38	Veneer	21,450	<ul style="list-style-type: none"> <li>• Tops available in all Nienkämper standard veneers, finishes and plastic laminates.</li> <li>• Black Neather wrapped base with contrasting stitch is standard but all Nienkämper Neathers are also available.</li> <li>• Shrouds and columns are powder coated black (PC-06).</li> <li>• Base must be floor mounted on site by others according to acceptable means.</li> <li>• Wires are concealed by the column and are hidden from view.</li> <li>• Connectivity solutions include Vox® Double Sided Forum and Vox® Simple PopUp Forum</li> </ul>
<b>34571/530</b>	<b>96</b>	<b>42</b>	<b>29</b>	<b>P-Lam</b>	<b>18,785</b>	<b>34571/538</b>	<b>96</b>	<b>42</b>	<b>38</b>	<b>P-Lam</b>	<b>20,415</b>	
34572/230	96	48	29	Veneer	20,065	34572/238	96	48	38	Veneer	21,695	
<b>34572/530</b>	<b>96</b>	<b>48</b>	<b>29</b>	<b>P-Lam</b>	<b>18,965</b>	<b>34572/538</b>	<b>96</b>	<b>48</b>	<b>38</b>	<b>P-Lam</b>	<b>20,605</b>	
34573/230	96	54	29	Veneer	20,310	34573/238	96	54	38	Veneer	21,940	
<b>34573/530</b>	<b>96</b>	<b>54</b>	<b>29</b>	<b>P-Lam</b>	<b>19,160</b>	<b>34573/538</b>	<b>96</b>	<b>54</b>	<b>38</b>	<b>P-Lam</b>	<b>20,790</b>	
34574/230	96	60	29	Veneer	20,580	34574/238	96	60	38	Veneer	22,210	
<b>34574/530</b>	<b>96</b>	<b>60</b>	<b>29</b>	<b>P-Lam</b>	<b>19,380</b>	<b>34574/538</b>	<b>96</b>	<b>60</b>	<b>38</b>	<b>P-Lam</b>	<b>21,010</b>	
34575/230	108	42	29	Veneer	20,115	34575/238	108	42	38	Veneer	21,750	
<b>34575/530</b>	<b>108</b>	<b>42</b>	<b>29</b>	<b>P-Lam</b>	<b>18,890</b>	<b>34575/538</b>	<b>108</b>	<b>42</b>	<b>38</b>	<b>P-Lam</b>	<b>20,525</b>	
34576/230	108	48	29	Veneer	20,495	34576/238	108	48	38	Veneer	22,125	
<b>34576/530</b>	<b>108</b>	<b>48</b>	<b>29</b>	<b>P-Lam</b>	<b>19,225</b>	<b>34576/538</b>	<b>108</b>	<b>48</b>	<b>38</b>	<b>P-Lam</b>	<b>20,840</b>	
34577/230	108	54	29	Veneer	20,635	34577/238	108	54	38	Veneer	22,270	
<b>34577/530</b>	<b>108</b>	<b>54</b>	<b>29</b>	<b>P-Lam</b>	<b>19,275</b>	<b>34577/538</b>	<b>108</b>	<b>54</b>	<b>38</b>	<b>P-Lam</b>	<b>20,910</b>	
34578/230	108	60	29	Veneer	20,910	34578/238	108	60	38	Veneer	22,535	
<b>34578/530</b>	<b>108</b>	<b>60</b>	<b>29</b>	<b>P-Lam</b>	<b>19,470</b>	<b>34578/538</b>	<b>108</b>	<b>60</b>	<b>38</b>	<b>P-Lam</b>	<b>21,100</b>	
34579/230	120	42	29	Veneer	20,390	34579/238	120	42	38	Veneer	22,025	
<b>34579/530</b>	<b>120</b>	<b>42</b>	<b>29</b>	<b>P-Lam</b>	<b>19,140</b>	<b>34579/538</b>	<b>120</b>	<b>42</b>	<b>38</b>	<b>P-Lam</b>	<b>20,770</b>	
34580/230	120	48	29	Veneer	20,885	34580/238	120	48	38	Veneer	22,515	
<b>34580/530</b>	<b>120</b>	<b>48</b>	<b>29</b>	<b>P-Lam</b>	<b>19,380</b>	<b>34580/538</b>	<b>120</b>	<b>48</b>	<b>38</b>	<b>P-Lam</b>	<b>21,010</b>	
34581/230	120	54	29	Veneer	21,315	34581/238	120	54	38	Veneer	22,945	
<b>34581/530</b>	<b>120</b>	<b>54</b>	<b>29</b>	<b>P-Lam</b>	<b>19,620</b>	<b>34581/538</b>	<b>120</b>	<b>54</b>	<b>38</b>	<b>P-Lam</b>	<b>21,255</b>	
34582/230	120	60	29	Veneer	21,605	34582/238	120	60	38	Veneer	23,245	
<b>34582/530</b>	<b>120</b>	<b>60</b>	<b>29</b>	<b>P-Lam</b>	<b>19,735</b>	<b>34582/538</b>	<b>120</b>	<b>60</b>	<b>38</b>	<b>P-Lam</b>	<b>21,370</b>	
34583/230	132	42	29	Veneer	20,770	34583/238	132	42	38	Veneer	22,410	
<b>34583/530</b>	<b>132</b>	<b>42</b>	<b>29</b>	<b>P-Lam</b>	<b>19,380</b>	<b>34583/538</b>	<b>132</b>	<b>42</b>	<b>38</b>	<b>P-Lam</b>	<b>21,010</b>	
34584/230	132	48	29	Veneer	21,210	34584/238	132	48	38	Veneer	22,840	
<b>34584/530</b>	<b>132</b>	<b>48</b>	<b>29</b>	<b>P-Lam</b>	<b>19,600</b>	<b>34584/538</b>	<b>132</b>	<b>48</b>	<b>38</b>	<b>P-Lam</b>	<b>21,235</b>	
34585/230	132	54	29	Veneer	21,695	34585/238	132	54	38	Veneer	23,330	
<b>34585/530</b>	<b>132</b>	<b>54</b>	<b>29</b>	<b>P-Lam</b>	<b>19,735</b>	<b>34585/538</b>	<b>132</b>	<b>54</b>	<b>38</b>	<b>P-Lam</b>	<b>21,370</b>	
34586/230	132	60	29	Veneer	21,940	34586/238	132	60	38	Veneer	23,565	
<b>34586/530</b>	<b>132</b>	<b>60</b>	<b>29</b>	<b>P-Lam</b>	<b>19,900</b>	<b>34586/538</b>	<b>132</b>	<b>60</b>	<b>38</b>	<b>P-Lam</b>	<b>21,540</b>	
34587/230	144	42	29	Veneer	21,100	34587/238	144	42	38	Veneer	22,730	
<b>34587/530</b>	<b>144</b>	<b>42</b>	<b>29</b>	<b>P-Lam</b>	<b>19,515</b>	<b>34587/538</b>	<b>144</b>	<b>42</b>	<b>38</b>	<b>P-Lam</b>	<b>21,145</b>	
34588/230	144	48	29	Veneer	21,565	34588/238	144	48	38	Veneer	23,195	
<b>34588/530</b>	<b>144</b>	<b>48</b>	<b>29</b>	<b>P-Lam</b>	<b>19,810</b>	<b>34588/538</b>	<b>144</b>	<b>48</b>	<b>38</b>	<b>P-Lam</b>	<b>21,450</b>	
34589/230	144	54	29	Veneer	22,100	34589/238	144	54	38	Veneer	23,730	
<b>34589/530</b>	<b>144</b>	<b>54</b>	<b>29</b>	<b>P-Lam</b>	<b>20,025</b>	<b>34589/538</b>	<b>144</b>	<b>54</b>	<b>38</b>	<b>P-Lam</b>	<b>21,675</b>	
34590/230	144	60	29	Veneer	22,535	34590/238	144	60	38	Veneer	24,170	
<b>34590/530</b>	<b>144</b>	<b>60</b>	<b>29</b>	<b>P-Lam</b>	<b>20,310</b>	<b>34590/538</b>	<b>144</b>	<b>60</b>	<b>38</b>	<b>P-Lam</b>	<b>21,940</b>	
34591/230	156	42	29	Veneer	21,350	34591/238	156	42	38	Veneer	22,975	
<b>34591/530</b>	<b>156</b>	<b>42</b>	<b>29</b>	<b>P-Lam</b>	<b>19,680</b>	<b>34591/538</b>	<b>156</b>	<b>42</b>	<b>38</b>	<b>P-Lam</b>	<b>21,315</b>	
34592/230	156	48	29	Veneer	21,880	34592/238	156	48	38	Veneer	23,520	
<b>34592/530</b>	<b>156</b>	<b>48</b>	<b>29</b>	<b>P-Lam</b>	<b>20,065</b>	<b>34592/538</b>	<b>156</b>	<b>48</b>	<b>38</b>	<b>P-Lam</b>	<b>21,695</b>	
34593/230	156	54	29	Veneer	22,515	34593/238	156	54	38	Veneer	24,140	
<b>34593/530</b>	<b>156</b>	<b>54</b>	<b>29</b>	<b>P-Lam</b>	<b>20,335</b>	<b>34593/538</b>	<b>156</b>	<b>54</b>	<b>38</b>	<b>P-Lam</b>	<b>21,970</b>	
34594/230	156	60	29	Veneer	23,010	34594/238	156	60	38	Veneer	24,630	
<b>34594/530</b>	<b>156</b>	<b>60</b>	<b>29</b>	<b>P-Lam</b>	<b>20,635</b>	<b>34594/538</b>	<b>156</b>	<b>60</b>	<b>38</b>	<b>P-Lam</b>	<b>22,270</b>	

# VOX® LCS TABLES


BOAT SHAPE

Design Nienkämper, Jeremy Gibson



Specify edge type; add the two letter code after the model number.

All Boat shape table sizes available with optional 6" radius "Soft" corner (must be specified at time of order)



Model Number    W"    D"    H"    Top Finish    List Price

Standard Features:

## Adjustable Height

34595/23045	96	42	29½-42	Veneer	25,955
<b>34595/53045</b>	<b>96</b>	<b>42</b>	<b>29½-42</b>	<b>P-Lam</b>	<b>24,910</b>
34596/23045	96	48	29½-42	Veneer	26,190
<b>34596/53045</b>	<b>96</b>	<b>48</b>	<b>29½-42</b>	<b>P-Lam</b>	<b>25,105</b>
34597/23045	96	54	29½-42	Veneer	26,435
<b>34597/53045</b>	<b>96</b>	<b>54</b>	<b>29½-42</b>	<b>P-Lam</b>	<b>25,290</b>
34598/23045	96	60	29½-42	Veneer	26,705
<b>34598/53045</b>	<b>96</b>	<b>60</b>	<b>29½-42</b>	<b>P-Lam</b>	<b>25,510</b>
34599/23045	108	42	29½-42	Veneer	26,240
<b>34599/53045</b>	<b>108</b>	<b>42</b>	<b>29½-42</b>	<b>P-Lam</b>	<b>25,010</b>
34600/23045	108	48	29½-42	Veneer	26,620
<b>34600/53045</b>	<b>108</b>	<b>48</b>	<b>29½-42</b>	<b>P-Lam</b>	<b>25,345</b>
34601/23045	108	54	29½-42	Veneer	26,765
<b>34601/53045</b>	<b>108</b>	<b>54</b>	<b>29½-42</b>	<b>P-Lam</b>	<b>25,395</b>
34602/23045	108	60	29½-42	Veneer	27,035
<b>34602/53045</b>	<b>108</b>	<b>60</b>	<b>29½-42</b>	<b>P-Lam</b>	<b>25,590</b>
34603/23045	120	42	29½-42	Veneer	26,505
<b>34603/53045</b>	<b>120</b>	<b>42</b>	<b>29½-42</b>	<b>P-Lam</b>	<b>25,270</b>
34604/23045	120	48	29½-42	Veneer	27,010
<b>34604/53045</b>	<b>120</b>	<b>48</b>	<b>29½-42</b>	<b>P-Lam</b>	<b>25,510</b>
34605/23045	120	54	29½-42	Veneer	27,435
<b>34605/53045</b>	<b>120</b>	<b>54</b>	<b>29½-42</b>	<b>P-Lam</b>	<b>25,755</b>
34606/23045	120	60	29½-42	Veneer	27,740
<b>34606/53045</b>	<b>120</b>	<b>60</b>	<b>29½-42</b>	<b>P-Lam</b>	<b>25,860</b>
34607/23045	132	42	29½-42	Veneer	26,900
<b>34607/53045</b>	<b>132</b>	<b>42</b>	<b>29½-42</b>	<b>P-Lam</b>	<b>25,510</b>
34608/23045	132	48	29½-42	Veneer	27,325
<b>34608/53045</b>	<b>132</b>	<b>48</b>	<b>29½-42</b>	<b>P-Lam</b>	<b>25,725</b>
34609/23045	132	54	29½-42	Veneer	27,820
<b>34609/53045</b>	<b>132</b>	<b>54</b>	<b>29½-42</b>	<b>P-Lam</b>	<b>25,860</b>
34610/23045	132	60	29½-42	Veneer	28,070
<b>34610/53045</b>	<b>132</b>	<b>60</b>	<b>29½-42</b>	<b>P-Lam</b>	<b>26,015</b>
34611/23045	144	42	29½-42	Veneer	27,225
<b>34611/53045</b>	<b>144</b>	<b>42</b>	<b>29½-42</b>	<b>P-Lam</b>	<b>25,645</b>
34612/23045	144	48	29½-42	Veneer	27,685
<b>34612/53045</b>	<b>144</b>	<b>48</b>	<b>29½-42</b>	<b>P-Lam</b>	<b>25,955</b>
34613/23045	144	54	29½-42	Veneer	28,235
<b>34613/53045</b>	<b>144</b>	<b>54</b>	<b>29½-42</b>	<b>P-Lam</b>	<b>26,165</b>
34614/23045	144	60	29½-42	Veneer	28,665
<b>34614/53045</b>	<b>144</b>	<b>60</b>	<b>29½-42</b>	<b>P-Lam</b>	<b>26,435</b>
34615/23045	156	42	29½-42	Veneer	27,470
<b>34615/53045</b>	<b>156</b>	<b>42</b>	<b>29½-42</b>	<b>P-Lam</b>	<b>25,810</b>
34616/23045	156	48	29½-42	Veneer	28,005
<b>34616/53045</b>	<b>156</b>	<b>48</b>	<b>29½-42</b>	<b>P-Lam</b>	<b>26,190</b>
34617/23045	156	54	29½-42	Veneer	28,635
<b>34617/53045</b>	<b>156</b>	<b>54</b>	<b>29½-42</b>	<b>P-Lam</b>	<b>26,455</b>
34618/23045	156	60	29½-42	Veneer	29,130
<b>34618/53045</b>	<b>156</b>	<b>60</b>	<b>29½-42</b>	<b>P-Lam</b>	<b>26,765</b>

- Tops available in all Nienkämper standard veneers, finishes and plastic laminates.
- Black Neather wrapped base with contrasting stitch is standard but all Nienkämper Neathers are also available.
- Shrouds and columns are powder coated black (PC-06).
- Base must be floor mounted on site by others according to acceptable means.
- Wires are concealed by the column and are hidden from view.
- Connectivity solutions include Vox® Double Sided Forum and Vox® Simple PopUp Forum
- Electric, ultra quiet height adjustable system with a variety of touch controls. Contact customer service for details 800.668.9318.



# VOX® LCS TABLES

RACETRACK SHAPE Design Nienkämper , Jeremy Gibson



Specify edge type; add the two letter code after the model number.



Facet Edge (FC)



Taper Edge (TE)



Flowform Edge (FF)  
5% upcharge  
laminates not available



Camber Edge (CE)  
5% upcharge  
laminates not available


Model Number	W"	D"	H"	Top Finish	List Price	Model Number	W"	D"	H"	Top Finish	List Price	Standard Features:
<b>Fixed Height (Seating)</b>						<b>Fixed Height (Standing)</b>						<ul style="list-style-type: none"> <li>Tops available in all Nienkämper standard veneers, finishes and plastic laminates.</li> <li>Black Neather wrapped base with contrasting stitch is standard but all Nienkämper Neathers are also available.</li> <li>Shrouds and columns are powder coated black (PC-06).</li> <li>Base must be floor mounted on site by others according to acceptable means.</li> <li>Wires are concealed by the column and are hidden from view.</li> <li>Connectivity solutions include Vox® Double Sided Forum and Vox® Simple PopUp Forum</li> </ul>
34461/230	96	42	29	Veneer	20,200	34461/238	96	42	38	Veneer	21,860	
<b>34461/530</b>	<b>96</b>	<b>42</b>	<b>29</b>	<b>P-Lam</b>	<b>19,145</b>	<b>34461/538</b>	<b>96</b>	<b>42</b>	<b>38</b>	<b>P-Lam</b>	<b>20,805</b>	
34462/230	96	48	29	Veneer	20,445	34462/238	96	48	38	Veneer	22,105	
<b>34462/530</b>	<b>96</b>	<b>48</b>	<b>29</b>	<b>P-Lam</b>	<b>19,335</b>	<b>34462/538</b>	<b>96</b>	<b>48</b>	<b>38</b>	<b>P-Lam</b>	<b>21,000</b>	
34463/230	96	54	29	Veneer	20,705	34463/238	96	54	38	Veneer	22,365	
<b>34463/530</b>	<b>96</b>	<b>54</b>	<b>29</b>	<b>P-Lam</b>	<b>19,530</b>	<b>34463/538</b>	<b>96</b>	<b>54</b>	<b>38</b>	<b>P-Lam</b>	<b>21,200</b>	
34464/230	96	60	29	Veneer	20,980	34464/238	96	60	38	Veneer	22,640	
<b>34464/530</b>	<b>96</b>	<b>60</b>	<b>29</b>	<b>P-Lam</b>	<b>19,760</b>	<b>34464/538</b>	<b>96</b>	<b>60</b>	<b>38</b>	<b>P-Lam</b>	<b>21,415</b>	
34465/230	108	42	29	Veneer	20,505	34465/238	108	42	38	Veneer	22,175	
<b>34465/530</b>	<b>108</b>	<b>42</b>	<b>29</b>	<b>P-Lam</b>	<b>19,255</b>	<b>34465/538</b>	<b>108</b>	<b>42</b>	<b>38</b>	<b>P-Lam</b>	<b>20,915</b>	
34466/230	108	48	29	Veneer	20,890	34466/238	108	48	38	Veneer	22,555	
<b>34466/530</b>	<b>108</b>	<b>48</b>	<b>29</b>	<b>P-Lam</b>	<b>19,590</b>	<b>34466/538</b>	<b>108</b>	<b>48</b>	<b>38</b>	<b>P-Lam</b>	<b>21,245</b>	
34467/230	108	54	29	Veneer	21,030	34467/238	108	54	38	Veneer	22,695	
<b>34467/530</b>	<b>108</b>	<b>54</b>	<b>29</b>	<b>P-Lam</b>	<b>19,650</b>	<b>34467/538</b>	<b>108</b>	<b>54</b>	<b>38</b>	<b>P-Lam</b>	<b>21,315</b>	
34468/230	108	60	29	Veneer	21,315	34468/238	108	60	38	Veneer	22,970	
<b>34468/530</b>	<b>108</b>	<b>60</b>	<b>29</b>	<b>P-Lam</b>	<b>19,840</b>	<b>34468/538</b>	<b>108</b>	<b>60</b>	<b>38</b>	<b>P-Lam</b>	<b>21,495</b>	
34469/230	120	42	29	Veneer	20,775	34469/238	120	42	38	Veneer	22,440	
<b>34469/530</b>	<b>120</b>	<b>42</b>	<b>29</b>	<b>P-Lam</b>	<b>19,505</b>	<b>34469/538</b>	<b>120</b>	<b>42</b>	<b>38</b>	<b>P-Lam</b>	<b>21,170</b>	
34470/230	120	48	29	Veneer	21,275	34470/238	120	48	38	Veneer	22,945	
<b>34470/530</b>	<b>120</b>	<b>48</b>	<b>29</b>	<b>P-Lam</b>	<b>19,760</b>	<b>34470/538</b>	<b>120</b>	<b>48</b>	<b>38</b>	<b>P-Lam</b>	<b>21,415</b>	
34471/230	120	54	29	Veneer	21,720	34471/238	120	54	38	Veneer	23,390	
<b>34471/530</b>	<b>120</b>	<b>54</b>	<b>29</b>	<b>P-Lam</b>	<b>20,000</b>	<b>34471/538</b>	<b>120</b>	<b>54</b>	<b>38</b>	<b>P-Lam</b>	<b>21,670</b>	
34472/230	120	60	29	Veneer	22,030	34472/238	120	60	38	Veneer	23,690	
<b>34472/530</b>	<b>120</b>	<b>60</b>	<b>29</b>	<b>P-Lam</b>	<b>20,115</b>	<b>34472/538</b>	<b>120</b>	<b>60</b>	<b>38</b>	<b>P-Lam</b>	<b>21,785</b>	
34473/230	132	42	29	Veneer	21,170	34473/238	132	42	38	Veneer	22,840	
<b>34473/530</b>	<b>132</b>	<b>42</b>	<b>29</b>	<b>P-Lam</b>	<b>19,760</b>	<b>34473/538</b>	<b>132</b>	<b>42</b>	<b>38</b>	<b>P-Lam</b>	<b>21,415</b>	
34474/230	132	48	29	Veneer	21,610	34474/238	132	48	38	Veneer	23,275	
<b>34474/530</b>	<b>132</b>	<b>48</b>	<b>29</b>	<b>P-Lam</b>	<b>19,980</b>	<b>34474/538</b>	<b>132</b>	<b>48</b>	<b>38</b>	<b>P-Lam</b>	<b>21,640</b>	
34475/230	132	54	29	Veneer	22,105	34475/238	132	54	38	Veneer	23,775	
<b>34475/530</b>	<b>132</b>	<b>54</b>	<b>29</b>	<b>P-Lam</b>	<b>20,115</b>	<b>34475/538</b>	<b>132</b>	<b>54</b>	<b>38</b>	<b>P-Lam</b>	<b>21,785</b>	
34476/230	132	60	29	Veneer	22,365	34476/238	132	60	38	Veneer	24,025	
<b>34476/530</b>	<b>132</b>	<b>60</b>	<b>29</b>	<b>P-Lam</b>	<b>20,285</b>	<b>34476/538</b>	<b>132</b>	<b>60</b>	<b>38</b>	<b>P-Lam</b>	<b>21,955</b>	
34477/230	144	42	29	Veneer	21,495	34477/238	144	42	38	Veneer	23,170	
<b>34477/530</b>	<b>144</b>	<b>42</b>	<b>29</b>	<b>P-Lam</b>	<b>19,895</b>	<b>34477/538</b>	<b>144</b>	<b>42</b>	<b>38</b>	<b>P-Lam</b>	<b>21,560</b>	
34478/230	144	48	29	Veneer	21,975	34478/238	144	48	38	Veneer	23,645	
<b>34478/530</b>	<b>144</b>	<b>48</b>	<b>29</b>	<b>P-Lam</b>	<b>20,200</b>	<b>34478/538</b>	<b>144</b>	<b>48</b>	<b>38</b>	<b>P-Lam</b>	<b>21,860</b>	
34479/230	144	54	29	Veneer	22,530	34479/238	144	54	38	Veneer	24,185	
<b>34479/530</b>	<b>144</b>	<b>54</b>	<b>29</b>	<b>P-Lam</b>	<b>20,420</b>	<b>34479/538</b>	<b>144</b>	<b>54</b>	<b>38</b>	<b>P-Lam</b>	<b>22,085</b>	
34480/230	144	60	29	Veneer	22,970	34480/238	144	60	38	Veneer	24,630	
<b>34480/530</b>	<b>144</b>	<b>60</b>	<b>29</b>	<b>P-Lam</b>	<b>20,705</b>	<b>34480/538</b>	<b>144</b>	<b>60</b>	<b>38</b>	<b>P-Lam</b>	<b>22,365</b>	
34481/230	156	42	29	Veneer	21,755	34481/238	156	42	38	Veneer	23,415	
<b>34481/530</b>	<b>156</b>	<b>42</b>	<b>29</b>	<b>P-Lam</b>	<b>20,065</b>	<b>34481/538</b>	<b>156</b>	<b>42</b>	<b>38</b>	<b>P-Lam</b>	<b>21,720</b>	
34482/230	156	48	29	Veneer	22,305	34482/238	156	48	38	Veneer	23,970	
<b>34482/530</b>	<b>156</b>	<b>48</b>	<b>29</b>	<b>P-Lam</b>	<b>20,445</b>	<b>34482/538</b>	<b>156</b>	<b>48</b>	<b>38</b>	<b>P-Lam</b>	<b>22,105</b>	
34483/230	156	54	29	Veneer	22,945	34483/238	156	54	38	Veneer	24,610	
<b>34483/530</b>	<b>156</b>	<b>54</b>	<b>29</b>	<b>P-Lam</b>	<b>20,725</b>	<b>34483/538</b>	<b>156</b>	<b>54</b>	<b>38</b>	<b>P-Lam</b>	<b>22,400</b>	
34484/230	156	60	29	Veneer	23,445	34484/238	156	60	38	Veneer	25,105	
<b>34484/530</b>	<b>156</b>	<b>60</b>	<b>29</b>	<b>P-Lam</b>	<b>21,030</b>	<b>34484/538</b>	<b>156</b>	<b>60</b>	<b>38</b>	<b>P-Lam</b>	<b>22,695</b>	

# VOX® LCS TABLES

RACETRACK SHAPE Design Nienkämper , Jeremy Gibson



Specify edge type; add the two letter code after the model number.



All Boat shape table sizes available with optional 6" radius "Soft" corner (must be specified at time of order)

Model Number	W"	D"	H"	Top Finish	List Price
<b>Adjustable Height</b>					
34485/23045	96	42	29½-42	Veneer	26,440
<b>34485/53045</b>	<b>96</b>	<b>42</b>	<b>29½-42</b>	<b>P-Lam</b>	<b>25,390</b>
34486/23045	96	48	29½-42	Veneer	26,695
<b>34486/53045</b>	<b>96</b>	<b>48</b>	<b>29½-42</b>	<b>P-Lam</b>	<b>25,580</b>
34487/23045	96	54	29½-42	Veneer	26,945
<b>34487/53045</b>	<b>96</b>	<b>54</b>	<b>29½-42</b>	<b>P-Lam</b>	<b>25,770</b>
34488/23045	96	60	29½-42	Veneer	27,220
<b>34488/53045</b>	<b>96</b>	<b>60</b>	<b>29½-42</b>	<b>P-Lam</b>	<b>25,995</b>
34489/23045	108	42	29½-42	Veneer	26,745
<b>34489/53045</b>	<b>108</b>	<b>42</b>	<b>29½-42</b>	<b>P-Lam</b>	<b>25,500</b>
34490/23045	108	48	29½-42	Veneer	27,140
<b>34490/53045</b>	<b>108</b>	<b>48</b>	<b>29½-42</b>	<b>P-Lam</b>	<b>25,840</b>
34491/23045	108	54	29½-42	Veneer	27,275
<b>34491/53045</b>	<b>108</b>	<b>54</b>	<b>29½-42</b>	<b>P-Lam</b>	<b>25,880</b>
34492/23045	108	60	29½-42	Veneer	27,545
<b>34492/53045</b>	<b>108</b>	<b>60</b>	<b>29½-42</b>	<b>P-Lam</b>	<b>26,080</b>
34493/23045	120	42	29½-42	Veneer	27,030
<b>34493/53045</b>	<b>120</b>	<b>42</b>	<b>29½-42</b>	<b>P-Lam</b>	<b>25,750</b>
34494/23045	120	48	29½-42	Veneer	27,525
<b>34494/53045</b>	<b>120</b>	<b>48</b>	<b>29½-42</b>	<b>P-Lam</b>	<b>25,995</b>
34495/23045	120	54	29½-42	Veneer	27,960
<b>34495/53045</b>	<b>120</b>	<b>54</b>	<b>29½-42</b>	<b>P-Lam</b>	<b>26,240</b>
34496/23045	120	60	29½-42	Veneer	28,275
<b>34496/53045</b>	<b>120</b>	<b>60</b>	<b>29½-42</b>	<b>P-Lam</b>	<b>26,365</b>
34497/23045	132	42	29½-42	Veneer	27,415
<b>34497/53045</b>	<b>132</b>	<b>42</b>	<b>29½-42</b>	<b>P-Lam</b>	<b>25,995</b>
34498/23045	132	48	29½-42	Veneer	27,860
<b>34498/53045</b>	<b>132</b>	<b>48</b>	<b>29½-42</b>	<b>P-Lam</b>	<b>26,215</b>
34499/23045	132	54	29½-42	Veneer	28,360
<b>34499/53045</b>	<b>132</b>	<b>54</b>	<b>29½-42</b>	<b>P-Lam</b>	<b>26,365</b>
34500/23045	132	60	29½-42	Veneer	28,615
<b>34500/53045</b>	<b>132</b>	<b>60</b>	<b>29½-42</b>	<b>P-Lam</b>	<b>26,530</b>
34501/23045	144	42	29½-42	Veneer	27,745
<b>34501/53045</b>	<b>144</b>	<b>42</b>	<b>29½-42</b>	<b>P-Lam</b>	<b>26,140</b>
34502/23045	144	48	29½-42	Veneer	28,215
<b>34502/53045</b>	<b>144</b>	<b>48</b>	<b>29½-42</b>	<b>P-Lam</b>	<b>26,440</b>
34503/23045	144	54	29½-42	Veneer	28,770
<b>34503/53045</b>	<b>144</b>	<b>54</b>	<b>29½-42</b>	<b>P-Lam</b>	<b>26,660</b>
34504/23045	144	60	29½-42	Veneer	29,220
<b>34504/53045</b>	<b>144</b>	<b>60</b>	<b>29½-42</b>	<b>P-Lam</b>	<b>26,945</b>
34505/23045	156	42	29½-42	Veneer	28,000
<b>34505/53045</b>	<b>156</b>	<b>42</b>	<b>29½-42</b>	<b>P-Lam</b>	<b>26,305</b>
34506/23045	156	48	29½-42	Veneer	28,540
<b>34506/53045</b>	<b>156</b>	<b>48</b>	<b>29½-42</b>	<b>P-Lam</b>	<b>26,695</b>
34507/23045	156	54	29½-42	Veneer	29,175
<b>34507/53045</b>	<b>156</b>	<b>54</b>	<b>29½-42</b>	<b>P-Lam</b>	<b>26,965</b>
34508/23045	156	60	29½-42	Veneer	29,695
<b>34508/53045</b>	<b>156</b>	<b>60</b>	<b>29½-42</b>	<b>P-Lam</b>	<b>27,275</b>

### Standard Features:

- Tops available in all Nienkämper standard veneers, finishes and plastic laminates.
- Black Neather wrapped base with contrasting stitch is standard but all Nienkämper Neathers are also available.
- Shrouds and columns are powder coated black (PC-06).
- Base must be floor mounted on site by others according to acceptable means.
- Wires are concealed by the column and are hidden from view.
- Connectivity solutions include Vox® Double Sided Forum and Vox® Simple PopUp Forum
- Electric, ultra quiet height adjustable system with a variety of touch controls. Contact customer service for details 800.668.9318.



# VOX® LCSTABLES


SUPER ELLIPSE SHAPE Design Nienkämper , Jeremy Gibson



Specify edge type; add the two letter code after the model number.




Facet Edge (FC)



Taper Edge (TE)



Flowform Edge (FF)  
5% upcharge  
laminates not available



Camber Edge (CE)  
5% upcharge  
laminates not available

Model Number	W"	D"	H"	Top Finish	List Price	Model Number	W"	D"	H"	Top Finish	List Price	Standard Features:
<b>Fixed Height (Seating)</b>												
34511/230	96	42	29	Veneer	20,575	34511/238	96	42	38	Veneer	22,275	<ul style="list-style-type: none"> <li>• Tops available in all Nienkämper standard veneers, finishes and plastic laminates.</li> <li>• Black Neather wrapped base with contrasting stitch is standard but all Nienkämper Neathers are also available.</li> <li>• Shrouds and columns are powder coated black (PC-06).</li> <li>• Base must be floor mounted on site by others according to acceptable means.</li> <li>• Wires are concealed by the column and are hidden from view.</li> <li>• Connectivity solutions include Vox® Double Sided Forum and Vox® Simple PopUp Forum</li> </ul>
<b>34511/530</b>	<b>96</b>	<b>42</b>	<b>29</b>	<b>P-Lam</b>	<b>19,505</b>	<b>34511/538</b>	<b>96</b>	<b>42</b>	<b>38</b>	<b>P-Lam</b>	<b>21,200</b>	
34512/230	96	48	29	Veneer	20,830	34512/238	96	48	38	Veneer	22,530	
<b>34512/530</b>	<b>96</b>	<b>48</b>	<b>29</b>	<b>P-Lam</b>	<b>19,700</b>	<b>34512/538</b>	<b>96</b>	<b>48</b>	<b>38</b>	<b>P-Lam</b>	<b>21,400</b>	
34513/230	96	54	29	Veneer	21,095	34513/238	96	54	38	Veneer	22,785	
<b>34513/530</b>	<b>96</b>	<b>54</b>	<b>29</b>	<b>P-Lam</b>	<b>19,900</b>	<b>34513/538</b>	<b>96</b>	<b>54</b>	<b>38</b>	<b>P-Lam</b>	<b>21,595</b>	
34514/230	96	60	29	Veneer	21,370	34514/238	96	60	38	Veneer	23,065	
<b>34514/530</b>	<b>96</b>	<b>60</b>	<b>29</b>	<b>P-Lam</b>	<b>20,125</b>	<b>34514/538</b>	<b>96</b>	<b>60</b>	<b>38</b>	<b>P-Lam</b>	<b>21,815</b>	
34515/230	108	42	29	Veneer	20,885	34515/238	108	42	38	Veneer	22,590	
<b>34515/530</b>	<b>108</b>	<b>42</b>	<b>29</b>	<b>P-Lam</b>	<b>19,610</b>	<b>34515/538</b>	<b>108</b>	<b>42</b>	<b>38</b>	<b>P-Lam</b>	<b>21,315</b>	
34516/230	108	48	29	Veneer	21,275	34516/238	108	48	38	Veneer	22,980	
<b>34516/530</b>	<b>108</b>	<b>48</b>	<b>29</b>	<b>P-Lam</b>	<b>19,960</b>	<b>34516/538</b>	<b>108</b>	<b>48</b>	<b>38</b>	<b>P-Lam</b>	<b>21,645</b>	
34517/230	108	54	29	Veneer	21,435	34517/238	108	54	38	Veneer	23,125	
<b>34517/530</b>	<b>108</b>	<b>54</b>	<b>29</b>	<b>P-Lam</b>	<b>20,010</b>	<b>34517/538</b>	<b>108</b>	<b>54</b>	<b>38</b>	<b>P-Lam</b>	<b>21,705</b>	
34518/230	108	60	29	Veneer	21,705	34518/238	108	60	38	Veneer	23,405	
<b>34518/530</b>	<b>108</b>	<b>60</b>	<b>29</b>	<b>P-Lam</b>	<b>20,210</b>	<b>34518/538</b>	<b>108</b>	<b>60</b>	<b>38</b>	<b>P-Lam</b>	<b>21,910</b>	
34519/230	120	42	29	Veneer	21,170	34519/238	120	42	38	Veneer	22,870	
<b>34519/530</b>	<b>120</b>	<b>42</b>	<b>29</b>	<b>P-Lam</b>	<b>19,875</b>	<b>34519/538</b>	<b>120</b>	<b>42</b>	<b>38</b>	<b>P-Lam</b>	<b>21,575</b>	
34520/230	120	48	29	Veneer	21,685	34520/238	120	48	38	Veneer	23,370	
<b>34520/530</b>	<b>120</b>	<b>48</b>	<b>29</b>	<b>P-Lam</b>	<b>20,125</b>	<b>34520/538</b>	<b>120</b>	<b>48</b>	<b>38</b>	<b>P-Lam</b>	<b>21,815</b>	
34521/230	120	54	29	Veneer	22,125	34521/238	120	54	38	Veneer	23,825	
<b>34521/530</b>	<b>120</b>	<b>54</b>	<b>29</b>	<b>P-Lam</b>	<b>20,370</b>	<b>34521/538</b>	<b>120</b>	<b>54</b>	<b>38</b>	<b>P-Lam</b>	<b>22,080</b>	
34522/230	120	60	29	Veneer	22,440	34522/238	120	60	38	Veneer	24,135	
<b>34522/530</b>	<b>120</b>	<b>60</b>	<b>29</b>	<b>P-Lam</b>	<b>20,495</b>	<b>34522/538</b>	<b>120</b>	<b>60</b>	<b>38</b>	<b>P-Lam</b>	<b>22,195</b>	
34523/230	132	42	29	Veneer	21,575	34523/238	132	42	38	Veneer	23,265	
<b>34523/530</b>	<b>132</b>	<b>42</b>	<b>29</b>	<b>P-Lam</b>	<b>20,125</b>	<b>34523/538</b>	<b>132</b>	<b>42</b>	<b>38</b>	<b>P-Lam</b>	<b>21,815</b>	
34524/230	132	48	29	Veneer	22,025	34524/238	132	48	38	Veneer	23,705	
<b>34524/530</b>	<b>132</b>	<b>48</b>	<b>29</b>	<b>P-Lam</b>	<b>20,350</b>	<b>34524/538</b>	<b>132</b>	<b>48</b>	<b>38</b>	<b>P-Lam</b>	<b>22,045</b>	
34525/230	132	54	29	Veneer	22,530	34525/238	132	54	38	Veneer	24,230	
<b>34525/530</b>	<b>132</b>	<b>54</b>	<b>29</b>	<b>P-Lam</b>	<b>20,495</b>	<b>34525/538</b>	<b>132</b>	<b>54</b>	<b>38</b>	<b>P-Lam</b>	<b>22,195</b>	
34526/230	132	60	29	Veneer	22,785	34526/238	132	60	38	Veneer	24,480	
<b>34526/530</b>	<b>132</b>	<b>60</b>	<b>29</b>	<b>P-Lam</b>	<b>20,660</b>	<b>34526/538</b>	<b>132</b>	<b>60</b>	<b>38</b>	<b>P-Lam</b>	<b>22,360</b>	
34527/230	144	42	29	Veneer	21,910	34527/238	144	42	38	Veneer	23,610	
<b>34527/530</b>	<b>144</b>	<b>42</b>	<b>29</b>	<b>P-Lam</b>	<b>20,275</b>	<b>34527/538</b>	<b>144</b>	<b>42</b>	<b>38</b>	<b>P-Lam</b>	<b>21,965</b>	
34528/230	144	48	29	Veneer	22,395	34528/238	144	48	38	Veneer	24,085	
<b>34528/530</b>	<b>144</b>	<b>48</b>	<b>29</b>	<b>P-Lam</b>	<b>20,575</b>	<b>34528/538</b>	<b>144</b>	<b>48</b>	<b>38</b>	<b>P-Lam</b>	<b>22,275</b>	
34529/230	144	54	29	Veneer	22,955	34529/238	144	54	38	Veneer	24,645	
<b>34529/530</b>	<b>144</b>	<b>54</b>	<b>29</b>	<b>P-Lam</b>	<b>20,805</b>	<b>34529/538</b>	<b>144</b>	<b>54</b>	<b>38</b>	<b>P-Lam</b>	<b>22,510</b>	
34530/230	144	60	29	Veneer	23,405	34530/238	144	60	38	Veneer	25,095	
<b>34530/530</b>	<b>144</b>	<b>60</b>	<b>29</b>	<b>P-Lam</b>	<b>21,095</b>	<b>34530/538</b>	<b>144</b>	<b>60</b>	<b>38</b>	<b>P-Lam</b>	<b>22,785</b>	
34531/230	156	42	29	Veneer	22,175	34531/238	156	42	38	Veneer	23,865	
<b>34531/530</b>	<b>156</b>	<b>42</b>	<b>29</b>	<b>P-Lam</b>	<b>20,440</b>	<b>34531/538</b>	<b>156</b>	<b>42</b>	<b>38</b>	<b>P-Lam</b>	<b>22,125</b>	
34532/230	156	48	29	Veneer	22,725	34532/238	156	48	38	Veneer	24,415	
<b>34532/530</b>	<b>156</b>	<b>48</b>	<b>29</b>	<b>P-Lam</b>	<b>20,830</b>	<b>34532/538</b>	<b>156</b>	<b>48</b>	<b>38</b>	<b>P-Lam</b>	<b>22,530</b>	
34533/230	156	54	29	Veneer	23,370	34533/238	156	54	38	Veneer	25,075	
<b>34533/530</b>	<b>156</b>	<b>54</b>	<b>29</b>	<b>P-Lam</b>	<b>21,120</b>	<b>34533/538</b>	<b>156</b>	<b>54</b>	<b>38</b>	<b>P-Lam</b>	<b>22,810</b>	
34534/230	156	60	29	Veneer	23,890	34534/238	156	60	38	Veneer	25,575	
<b>34534/530</b>	<b>156</b>	<b>60</b>	<b>29</b>	<b>P-Lam</b>	<b>21,435</b>	<b>34534/538</b>	<b>156</b>	<b>60</b>	<b>38</b>	<b>P-Lam</b>	<b>23,125</b>	

# VOX® LCSTABLES

SUPER ELLIPSE SHAPE Design Nienkämper , Jeremy Gibson



Specify edge type; add the two letter code after the model number.



Facet Edge (FC)



Taper Edge (TE)



Flowform Edge (FF)  
5% upcharge  
laminates not available



Camber Edge (CE)  
5% upcharge

**Model Number    W"    D"    H"    Top Finish    List Price**

**Standard Features:**

**Adjustable Height**

34535/23045	96	42	29½-42	Veneer	26,945
<b>34535/53045</b>	<b>96</b>	<b>42</b>	<b>29½-42</b>	<b>P-Lam</b>	<b>25,865</b>
34536/23045	96	48	29½-42	Veneer	27,190
<b>34536/53045</b>	<b>96</b>	<b>48</b>	<b>29½-42</b>	<b>P-Lam</b>	<b>26,070</b>
34537/23045	96	54	29½-42	Veneer	27,450
<b>34537/53045</b>	<b>96</b>	<b>54</b>	<b>29½-42</b>	<b>P-Lam</b>	<b>26,260</b>
34538/23045	96	60	29½-42	Veneer	27,735
<b>34538/53045</b>	<b>96</b>	<b>60</b>	<b>29½-42</b>	<b>P-Lam</b>	<b>26,490</b>
34539/23045	108	42	29½-42	Veneer	27,260
<b>34539/53045</b>	<b>108</b>	<b>42</b>	<b>29½-42</b>	<b>P-Lam</b>	<b>25,980</b>
34540/23045	108	48	29½-42	Veneer	27,645
<b>34540/53045</b>	<b>108</b>	<b>48</b>	<b>29½-42</b>	<b>P-Lam</b>	<b>26,325</b>
34541/23045	108	54	29½-42	Veneer	27,785
<b>34541/53045</b>	<b>108</b>	<b>54</b>	<b>29½-42</b>	<b>P-Lam</b>	<b>26,375</b>
34542/23045	108	60	29½-42	Veneer	28,070
<b>34542/53045</b>	<b>108</b>	<b>60</b>	<b>29½-42</b>	<b>P-Lam</b>	<b>26,575</b>
34543/23045	120	42	29½-42	Veneer	27,530
<b>34543/53045</b>	<b>120</b>	<b>42</b>	<b>29½-42</b>	<b>P-Lam</b>	<b>26,230</b>
34544/23045	120	48	29½-42	Veneer	28,050
<b>34544/53045</b>	<b>120</b>	<b>48</b>	<b>29½-42</b>	<b>P-Lam</b>	<b>26,490</b>
34545/23045	120	54	29½-42	Veneer	28,495
<b>34545/53045</b>	<b>120</b>	<b>54</b>	<b>29½-42</b>	<b>P-Lam</b>	<b>26,740</b>
34546/23045	120	60	29½-42	Veneer	28,800
<b>34546/53045</b>	<b>120</b>	<b>60</b>	<b>29½-42</b>	<b>P-Lam</b>	<b>26,850</b>
34547/23045	132	42	29½-42	Veneer	27,930
<b>34547/53045</b>	<b>132</b>	<b>42</b>	<b>29½-42</b>	<b>P-Lam</b>	<b>26,490</b>
34548/23045	132	48	29½-42	Veneer	28,385
<b>34548/53045</b>	<b>132</b>	<b>48</b>	<b>29½-42</b>	<b>P-Lam</b>	<b>26,710</b>
34549/23045	132	54	29½-42	Veneer	28,890
<b>34549/53045</b>	<b>132</b>	<b>54</b>	<b>29½-42</b>	<b>P-Lam</b>	<b>26,850</b>
34550/23045	132	60	29½-42	Veneer	29,145
<b>34550/53045</b>	<b>132</b>	<b>60</b>	<b>29½-42</b>	<b>P-Lam</b>	<b>27,030</b>
34551/23045	144	42	29½-42	Veneer	28,275
<b>34551/53045</b>	<b>144</b>	<b>42</b>	<b>29½-42</b>	<b>P-Lam</b>	<b>26,625</b>
34552/23045	144	48	29½-42	Veneer	28,745
<b>34552/53045</b>	<b>144</b>	<b>48</b>	<b>29½-42</b>	<b>P-Lam</b>	<b>26,945</b>
34553/23045	144	54	29½-42	Veneer	29,320
<b>34553/53045</b>	<b>144</b>	<b>54</b>	<b>29½-42</b>	<b>P-Lam</b>	<b>27,170</b>
34554/23045	144	60	29½-42	Veneer	29,770
<b>34554/53045</b>	<b>144</b>	<b>60</b>	<b>29½-42</b>	<b>P-Lam</b>	<b>27,450</b>
34555/23045	156	42	29½-42	Veneer	28,525
<b>34555/53045</b>	<b>156</b>	<b>42</b>	<b>29½-42</b>	<b>P-Lam</b>	<b>26,805</b>
34556/23045	156	48	29½-42	Veneer	29,085
<b>34556/53045</b>	<b>156</b>	<b>48</b>	<b>29½-42</b>	<b>P-Lam</b>	<b>27,190</b>
34557/23045	156	54	29½-42	Veneer	29,735
<b>34557/53045</b>	<b>156</b>	<b>54</b>	<b>29½-42</b>	<b>P-Lam</b>	<b>27,475</b>
34558/23045	156	60	29½-42	Veneer	30,250
<b>34558/53045</b>	<b>156</b>	<b>60</b>	<b>29½-42</b>	<b>P-Lam</b>	<b>27,785</b>

- Tops available in all Nienkämper standard veneers, finishes and plastic laminates.
- Black Neather wrapped base with contrasting stitch is standard but all Nienkämper Neathers are also available.
- Shrouds and columns are powder coated black (PC-06).
- Base must be floor mounted on site by others according to acceptable means.
- Wires are concealed by the column and are hidden from view.
- Connectivity solutions include Vox® Double Sided Forum and Vox® Simple PopUp Forum
- Electric, ultra quiet height adjustable system with a variety of touch controls. Contact customer service for details 800.668.9318.

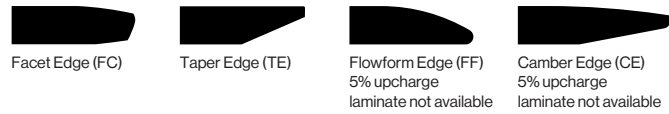


# VOX® LCSTABLES

## ROUND SHAPE



Specify edge type; add the two letter code after the model number.



Facet Edge (FC) Taper Edge (TE) Flowform Edge (FF) 5% upcharge laminate not available Camber Edge (CE) 5% upcharge laminate not available

Model Number	W"	D"	H"	Top Finish	List Price	Model Number	W"	D"	H"	Top Finish	List Price
--------------	----	----	----	------------	------------	--------------	----	----	----	------------	------------

### Fixed Height (Seating)

34561/230	48 Dia.		29	Veneer	8,595
<b>34561/530</b>	<b>48 Dia.</b>		<b>29</b>	<b>P-Lam</b>	<b>7,950</b>
34562/230	54 Dia.		29	Veneer	8,990
<b>34562/530</b>	<b>54 Dia.</b>		<b>29</b>	<b>P-Lam</b>	<b>8,075</b>
34563/230	60 Dia.		29	Veneer	9,385
<b>34563/530</b>	<b>60 Dia.</b>		<b>29</b>	<b>P-Lam</b>	<b>8,210</b>

### Fixed Height (Standing)

34561/238	48 Dia.		38	Veneer	9,385
<b>34561/538</b>	<b>48 Dia.</b>		<b>38</b>	<b>P-Lam</b>	<b>8,730</b>
34562/238	54 Dia.		38	Veneer	9,780
<b>34562/538</b>	<b>54 Dia.</b>		<b>38</b>	<b>P-Lam</b>	<b>8,860</b>
34563/238	60 Dia.		38	Veneer	10,165
<b>34563/538</b>	<b>60 Dia.</b>		<b>38</b>	<b>P-Lam</b>	<b>8,990</b>

### Adjustable Height

34565/23045	48 Dia.		29½-42	Veneer	11,510
<b>34565/53045</b>	<b>48 Dia.</b>		<b>29½-42</b>	<b>P-Lam</b>	<b>10,855</b>
34566/23045	54 Dia.		29½-42	Veneer	11,895
<b>34566/53045</b>	<b>54 Dia.</b>		<b>29½-42</b>	<b>P-Lam</b>	<b>10,985</b>
34567/23045	60 Dia.		29½-42	Veneer	12,300
<b>34567/53045</b>	<b>60 Dia.</b>		<b>29½-42</b>	<b>P-Lam</b>	<b>11,115</b>

### Standard Features:

- Tops available in all Nienkämper standard veneers, finishes and plastic laminates.
- Black Neather wrapped base with contrasting stitch is standard but all Nienkämper Neathers are also available.
- Shrouds and columns are powder coated black (PC-06).
- Base must be floor mounted on site by others according to acceptable means.
- Wires are concealed by the column and are hidden from view.
- Connectivity solutions include Vox® Double Sided Forum and Vox® Simple PopUp Forum
- Electric, ultra quiet height adjustable system with a variety of touch controls. Contact customer service for details 800.668.9318.



# WIRING VOX® TABLES

## VOX® TABLE WITH LCS BASE

### LCS Base

The Vox® LCS Base features slide-to-open exterior panels that provide easy access to wiring while keeping cables neatly concealed. Its generous footprint at floor level offers ample space to hide cabling, core drills, or floor monuments for a clean and organized appearance.

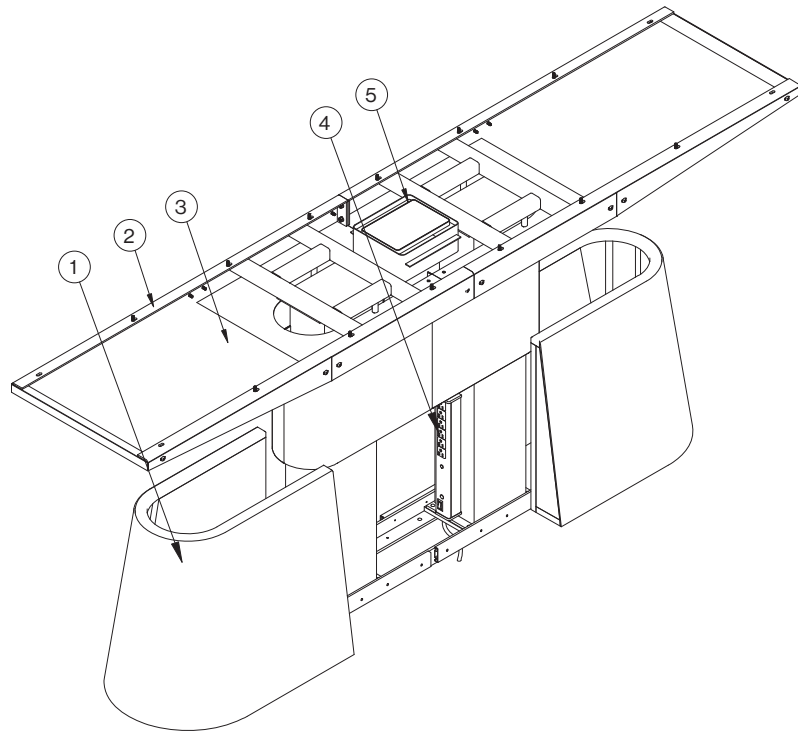
The LCS Base mounts directly to the floor (by others) on site and is available in a single size: 48 ¾" x 17 ¼". Refer to pages 17–21 for detailed dimensions and interior clearances.

After routing cabling through the base to the underside of the top, secure it using the included self-adhesive Wire Management Strips. A metal wire pan mounts to the steel frame to conceal the cables.

When specifying multiple Vox® Forums to be hard-wired on site, the electrician should allow for one J-Box per Forum on the underside of the top to complete site wiring.

Voice and data cabling can also be consolidated by mounting a Data Hub (provided by others) to the underside of the table.

1. LCS Base
2. Steel Support Frame
3. Wire Management Pan
4. Surge Protector
5. Vox® Forum

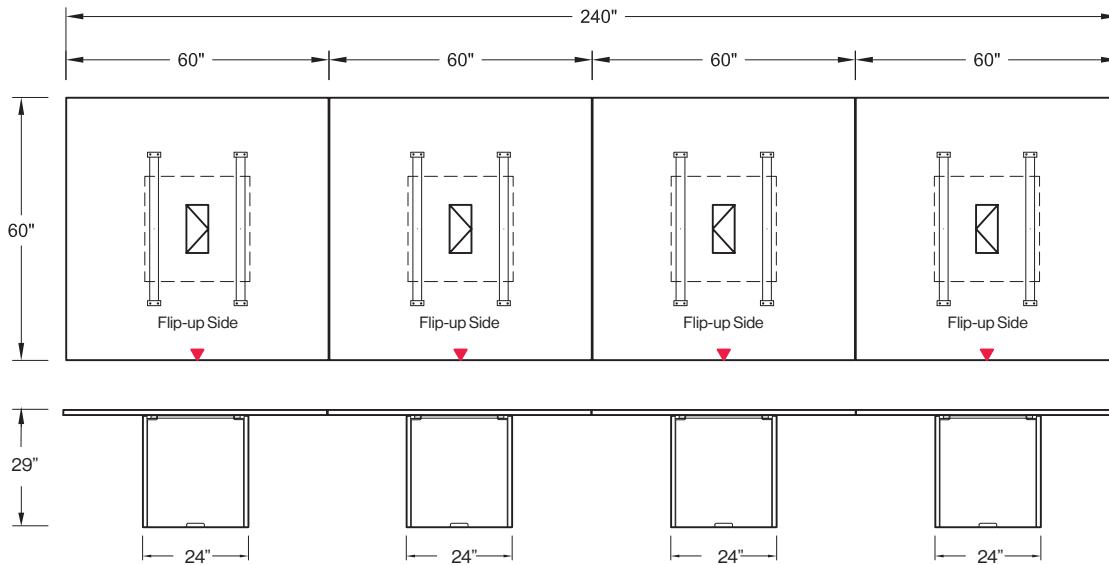


# VOX® MEGA FLIP TOP TABLES

Looking for a flip top table with a larger top? The Vox® Mega FlipTop™ table provides you a solution. It is easy to move and reconfigure. The tables are ganged together to create an almost seamless conference table.



To configure a boardroom table 240"L x 60"D, you need only 4 Vox® Mega FlipTop™ tables of 60"L x 60"D.



## Top & Base Finishes

All standard Nienkämper veneers, stains and laminates.

## Edge Details



1/4" thick Self Edge (SE)

# VOX® MEGA FLIP TOP TABLES

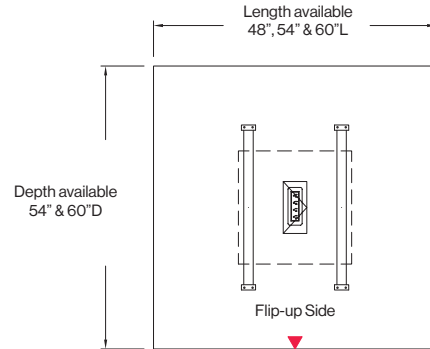
## Base

Vox® Mega FlipTop table is supported by a tapered base which is standard in dimension 24"W x 24"D for all sizes of top. There is a removable panel on the base for easy access of cables inside.

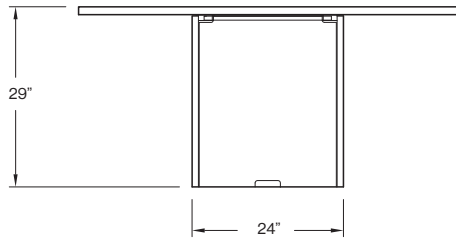


## Surface Shapes & Sizes

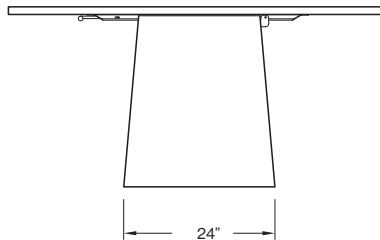
Top is 1 1/4" thick and overall height is 29"H.  
Length: 48", 54" & 60"; Depth: 54" & 60"



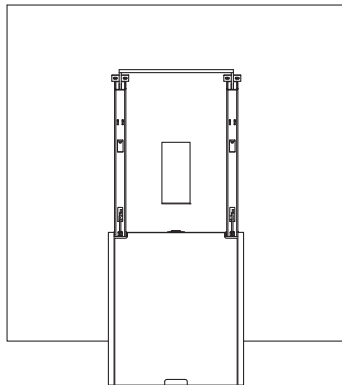
## Elevation



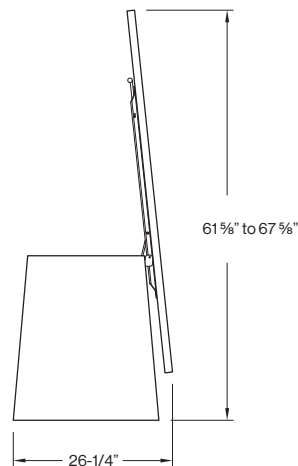
Front elevation showing removable panel of the base



Side elevation showing fixed panel of the base



Front elevation showing table top flipped up



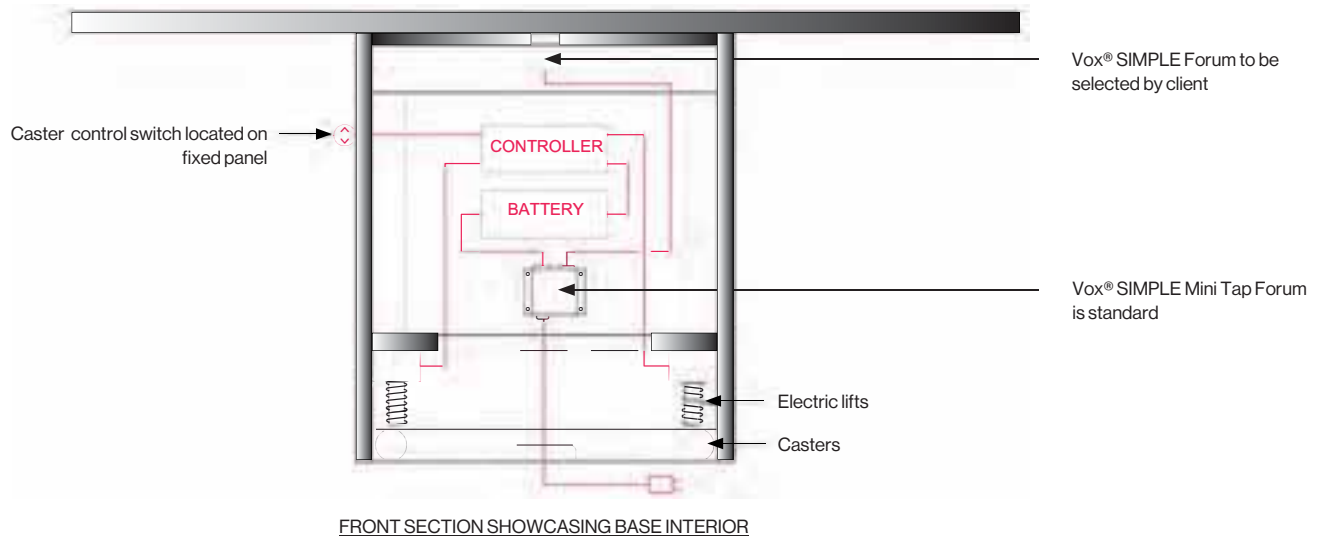
Side elevation showing table top flipped up

The 60"W x 60"D Vox® Mega FlipTop™ table has a width of only 27"W when flipped up and will fit through door ways.

Overall height of the table when it is flipped up is 61 5/8"H for 54"D top.

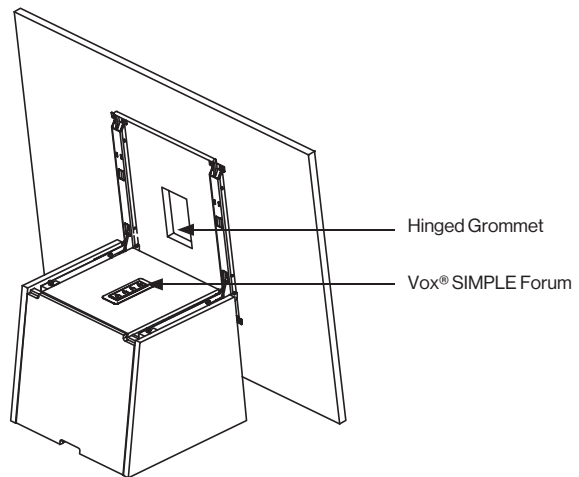
# VOX® MEGA FLIP TOP TABLES

## Wiring & Connectivity



All Vox® Mega FlipTop™ tables come equipped with a Vox® SIMPLE Mini Tap Forum, mounted discreetly within the table base. This unit includes two pre-wired receptacles that supply power to the rechargeable battery for the caster-lifting mechanism, as well as to the optional Vox® SIMPLE Forum located at the top of the base.

An optional, 6 port, Vox®SIMPLE Forum of your choice can be installed on top of the base. This Forum can be easily accessed from a hinged grommet when the table top is flipped down. Refer to pages 204- 206 for Forum selections.



Vox® Mega FlipTop™ tables ordered with Vox® SIMPLE Forums also require an additional rectangular, hinged top grommet. Add choice below when ordering.

Model Number	Dimension	Finish	List Price
70840	11" w x 5" d	Silver Anodized Aluminum	565
70841	11" w x 5" d	Black Anodized Aluminum	565



# VOX® MEGA FLIP TOP TABLES

---

## How to reconfigure the Vox® Mega FlipTop™ Table:

Five easy steps:

1. Unlatch the table's integrated ganging mechanism, which is permanently attached to the table and requires no tools to release.



2. To flip up the top, pull the handle on the underside toward yourself to release the latch. The gas cylinders in the base allow the top to be lifted with one hand.

3. Press the "Up" button on the side panel to raise the four swivel casters, allowing you to easily move the table.



4. Once the table is in position, press the "Down" button to lower the swivel casters, allowing the base to sit flush on the floor.



5. Finally, push the top down until you hear a click, confirming that it is locked in the down position. Then gang the tables together using the integrated ganging mechanism.

Note: The electrically operated casters are powered by a lifting mechanism connected to a battery box. Both components can be stored within the base. Once fully charged, the battery supports up to 100 lift cycles.

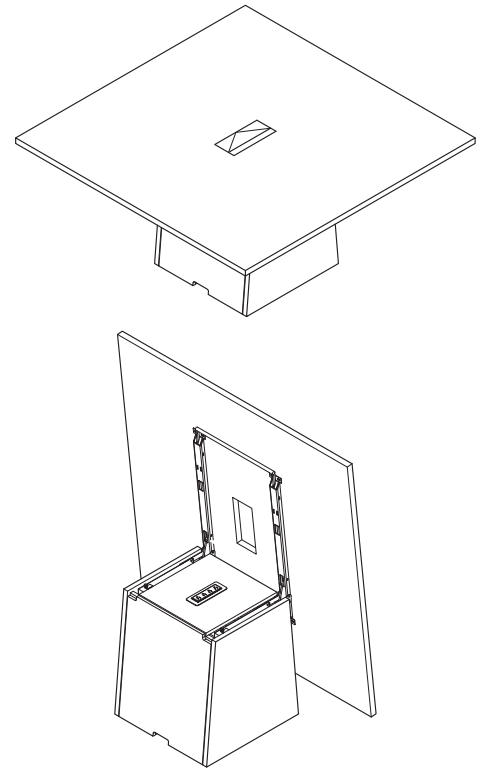
# VOX® MEGA FLIP TOP TABLES

1¼" thick top, overall height 29"H. Base dimension: 24"W x 24"D



Self Edge (SE)

L"	X	D"	Sugg Seat Capacity	Top Finish	Top Sections	Model Number	List Price
<b>48</b>	<b>54</b>	<b>6</b>	<b>6</b>	<b>Veneer</b>	<b>1</b>	<b>56451/2</b>	<b>16,340</b>
48	54	6	6	Laminate	1	56451/5	15,245
<b>54</b>	<b>54</b>	<b>8</b>	<b>8</b>	<b>Veneer</b>	<b>1</b>	<b>56452/2</b>	<b>17,090</b>
54	54	8	8	Laminate	1	56452/5	15,825
<b>60</b>	<b>54</b>	<b>8</b>	<b>8</b>	<b>Veneer</b>	<b>1</b>	<b>56453/2</b>	<b>17,670</b>
60	54	8	8	Laminate	1	56453/5	16,250
<b>48</b>	<b>60</b>	<b>6</b>	<b>6</b>	<b>Veneer</b>	<b>1</b>	<b>56461/2</b>	<b>16,820</b>
48	60	6	6	Laminate	1	56461/5	15,610
<b>54</b>	<b>60</b>	<b>8</b>	<b>8</b>	<b>Veneer</b>	<b>1</b>	<b>56462/2</b>	<b>17,670</b>
54	60	8	8	Laminate	1	56462/5	16,250
<b>60</b>	<b>60</b>	<b>8</b>	<b>8</b>	<b>Veneer</b>	<b>1</b>	<b>56463/2</b>	<b>18,660</b>
60	60	8	8	Laminate	1	56463/5	16,990



Vox® Mega FlipTop™ Table in walnut veneer with Trench medium back chairs and upholstered arms.

# VOX® TAPER BASE DIMENSIONS

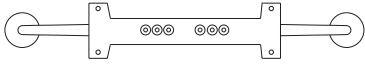
**Taper Leg Base** – The thin profile of this base design is ideal for maximizing space under a table. Cabling with this leg design requires an external wire management solution, several options of which are available and detailed on page 274. This base is available in a mirror-polished or silver powder coat paint finish. Concealed glides are standard. Detailed drawings for all standard Vox tables, including base locations, can be downloaded from [www.nienkamper.com](http://www.nienkamper.com)

**Description**

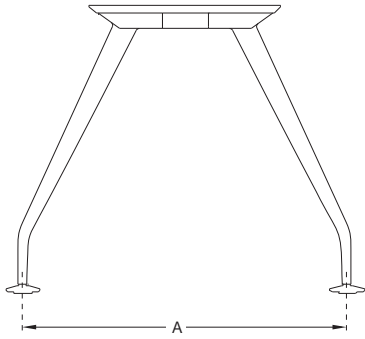
**Base Width “A”**

**Cast Aluminum Construction**

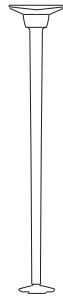
TAPER BASE  
PLAN VIEW




- “A” \_\_\_\_\_
- 24
- 26**
- 28
- 30**
- 32
- 34**
- 36
- 38**
- 40



END ELEVATION



SIDE ELEVATION



# VOX® CONFERENCE TABLES

RECTANGLE SHAPE Design Mark Müller



Specify edge type; add the two letter code after the model number.

All Rectangular shape table sizes available with optional 6" radius "Soft" corner (must be specified at time of order)



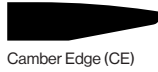
Facet Edge (FC)



Taper Edge (TE)



Flowform Edge (FF)  
5% upcharge  
laminare not available



Camber Edge (CE)  
5% upcharge  
laminare not available

Metallic Silver Paint



Mirror-Polished



\* Based on a chair width of 25".

L" x D"	Sugg Seat Capacity	Top Finish	Top Sections	Model Number	Number of Bases-Size	2 Taper Bases List Price	Model Number	Number of Bases-Size	2 Taper Bases List Price
<b>72 x 36</b>	<b>4 - 6</b>	<b>Wood</b>	<b>1</b>	<b>54101/2</b>	<b>2-24</b>	<b>7,125</b>	<b>51301/2</b>	<b>2-24</b>	<b>9,080</b>
72 x 36	4 - 6	P-Lam	1	54101/5	2-24	6,225	51301/5	2-24	8,140
<b>78 x 38</b>	<b>4 - 6</b>	<b>Wood</b>	<b>1</b>	<b>54102/2</b>	<b>2-24</b>	<b>7,655</b>	<b>51302/2</b>	<b>2-24</b>	<b>9,625</b>
78 x 38	4 - 6	P-Lam	1	54102/5	2-24	6,615	51302/5	2-24	8,560
<b>84 x 38</b>	<b>6 - 8</b>	<b>Wood</b>	<b>1</b>	<b>54103/2</b>	<b>2-24</b>	<b>8,075</b>	<b>51303/2</b>	<b>2-24</b>	<b>10,010</b>
84 x 38	6 - 8	P-Lam	1	54103/5	2-24	6,950	51303/5	2-24	8,890
<b>84 x 42</b>	<b>6 - 8</b>	<b>Wood</b>	<b>1</b>	<b>54104/2</b>	<b>2-26</b>	<b>8,740</b>	<b>51304/2</b>	<b>2-26</b>	<b>10,635</b>
84 x 42	6 - 8	P-Lam	1	54104/5	2-26	7,490	51304/5	2-26	9,360
<b>96 x 42</b>	<b>6 - 8</b>	<b>Wood</b>	<b>1</b>	<b>54105/2</b>	<b>2-26</b>	<b>9,480</b>	<b>51305/2</b>	<b>2-26</b>	<b>11,370</b>
96 x 42	6 - 8	P-Lam	1	54105/5	2-26	8,070	51305/5	2-26	9,935
<b>96 x 48</b>	<b>6 - 8</b>	<b>Wood</b>	<b>1</b>	<b>54106/2</b>	<b>2-28</b>	<b>10,425</b>	<b>51306/2</b>	<b>2-28</b>	<b>12,335</b>
96 x 48	6 - 8	P-Lam	1	54106/5	2-28	8,800	51306/5	2-28	10,695
<b>108 x 42</b>	<b>6 - 8</b>	<b>Wood</b>	<b>2</b>	<b>54107/2</b>	<b>2-26</b>	<b>10,320</b>	<b>51307/2</b>	<b>2-26</b>	<b>12,195</b>
108 x 42	6 - 8	P-Lam	2	54107/5	2-26	8,710	51307/5	2-26	10,580
<b>108 x 48</b>	<b>8 - 10</b>	<b>Wood</b>	<b>2</b>	<b>54108/2</b>	<b>2-28</b>	<b>11,265</b>	<b>51308/2</b>	<b>2-28</b>	<b>13,185</b>
108 x 48	8 - 10	P-Lam	2	54108/5	2-28	9,435	51308/5	2-28	11,360
<b>120 x 42</b>	<b>8 - 10</b>	<b>Wood</b>	<b>2</b>	<b>54109/2</b>	<b>2-26</b>	<b>11,125</b>	<b>51309/2</b>	<b>2-26</b>	<b>13,035</b>
120 x 42	8 - 10	P-Lam	2	54109/5	2-26	9,340	51309/5	2-26	11,245
<b>120 x 48</b>	<b>8 - 10</b>	<b>Wood</b>	<b>2</b>	<b>54110/2</b>	<b>2-28</b>	<b>12,195</b>	<b>51310/2</b>	<b>2-28</b>	<b>14,125</b>
120 x 48	8 - 10	P-Lam	2	54110/5	2-28	10,160	51310/5	2-28	12,085
<b>120 x 54</b>	<b>8 - 10</b>	<b>Wood</b>	<b>2</b>	<b>54111/2</b>	<b>2-30</b>	<b>13,380</b>	<b>51311/2</b>	<b>2-30</b>	<b>15,280</b>
132 x 48	8 - 10	Wood	2	54112/2	2-28"	13,365	51312/2	2-28"	15,280
<b>132 x 54</b>	<b>8 - 10</b>	<b>Wood</b>	<b>2</b>	<b>54113/2</b>	<b>2-30</b>	<b>14,555</b>	<b>51313/2</b>	<b>2-30</b>	<b>16,475</b>

Metallic Silver Paint



Mirror-Polished



\* Based on a chair width of 25".

L" x D"	Sugg Seat Capacity	Top Finish	Top Sections	Model Number	Number of Bases-Size	3 Taper Bases List Price	Model Number	Number of Bases-Size	3 Taper Bases List Price
<b>144 x 48</b>	<b>10 - 12</b>	<b>Wood</b>	<b>2</b>	<b>54114/2</b>	<b>3-28</b>	<b>15,705</b>	<b>51314/2</b>	<b>3-28</b>	<b>18,585</b>
144 x 54	10 - 12	Wood	2	54115/2	3-30	17,010	51315/2	3-30	19,895
<b>144 x 60</b>	<b>10 - 12</b>	<b>Wood</b>	<b>2</b>	<b>54116/2</b>	<b>3-32</b>	<b>18,685</b>	<b>51316/2</b>	<b>3-32</b>	<b>21,780</b>
156 x 48	10 - 12	Wood	2	54117/2	3-28	16,835	51317/2	3-28	19,710
<b>156 x 54</b>	<b>12 - 14</b>	<b>Wood</b>	<b>2</b>	<b>54118/2</b>	<b>3-30</b>	<b>18,295</b>	<b>51318/2</b>	<b>3-30</b>	<b>21,150</b>
156 x 60	12 - 14	Wood	2	54119/2	3-32	20,115	51319/2	3-32	23,170
<b>156 x 66</b>	<b>12 - 14</b>	<b>Wood</b>	<b>3</b>	<b>54120/2</b>	<b>3-34</b>	<b>21,570</b>	<b>51320/2</b>	<b>3-34</b>	<b>24,615</b>
168 x 48	12 - 14	Wood	2	54121/2	3-28	18,885	51321/2	3-28	21,780
<b>168 x 54</b>	<b>12 - 14</b>	<b>Wood</b>	<b>2</b>	<b>54122/2</b>	<b>3-30</b>	<b>20,475</b>	<b>51322/2</b>	<b>3-30</b>	<b>23,355</b>
168 x 60	12 - 14	Wood	2	54123/2	3-32	22,450	51323/2	3-32	25,515
<b>168 x 66</b>	<b>12 - 14</b>	<b>Wood</b>	<b>3</b>	<b>54124/2</b>	<b>3-34</b>	<b>24,055</b>	<b>51324/2</b>	<b>3-34</b>	<b>27,105</b>

All table sizes are available with Plastic Laminare top surfaces. To specify, select the desired table size and replace /2' in the wood finish model number with /5'.

# VOX® CONFERENCE TABLES

RECTANGLE SHAPE Design Mark Müller



Specify edge type; add the two letter code after the model number.

All Rectangular shape table sizes available with optional 6" radius "Soft" corner (must be specified at time of order)



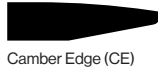
Facet Edge (FC)



Taper Edge (TE)

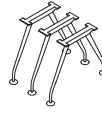


Flowform Edge (FF)  
5% upcharge  
laminare not available



Camber Edge (CE)  
5% upcharge  
laminare not available

Metallic Silver Paint



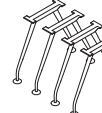
Mirror-Polished



\* Based on a chair width of 25".

L" x D"	Sugg Seat Capacity	Top Finish	Top Sections	Model Number	Number of Bases-Size	3 Taper Bases List Price	Model Number	Number of Bases-Size	3 Taper Bases List Price
<b>180 48</b>	<b>12 - 14</b>	<b>Wood</b>	<b>3</b>	<b>54125/2</b>	<b>3-28</b>	<b>19,790</b>	<b>51325/2</b>	<b>3-28</b>	<b>22,670</b>
180 54	14 - 16	Wood	3	54126/2	3-30	21,495	51326/2	3-30	24,380
<b>180 60</b>	<b>14 - 16</b>	<b>Wood</b>	<b>3</b>	<b>54127/2</b>	<b>3-32</b>	<b>23,595</b>	<b>51327/2</b>	<b>3-32</b>	<b>26,650</b>
180 66	14 - 16	Wood	3	54128/2	3-34	25,290	51328/2	3-34	28,370
<b>180 72</b>	<b>14 - 16</b>	<b>Wood</b>	<b>3</b>	<b>54129/2</b>	<b>3-36</b>	<b>27,060</b>	<b>51329/2</b>	<b>3-36</b>	<b>30,170</b>

Metallic Silver Paint



Mirror-Polished



\* Based on a chair width of 25".

L" x D"	Sugg Seat Capacity	Top Finish	Top Sections	Model Number	Number of Bases-Size	4 Taper Bases List Price	Model Number	Number of Bases-Size	4 Taper Bases List Price
<b>192 54</b>	<b>14 - 16</b>	<b>Wood</b>	<b>4</b>	<b>54130/2</b>	<b>4-30</b>	<b>24,510</b>	<b>51330/2</b>	<b>4-30</b>	<b>28,335</b>
192 60	14 - 16	Wood	4	54131/2	4-32	26,905	51331/2	4-32	30,995
192 66	14 - 16	Wood	4	<b>54132/2</b>	<b>4-34</b>	<b>28,765</b>	<b>51332/2</b>	<b>4-34</b>	<b>32,865</b>
192 72	14 - 16	Wood	4	54133/2	4-36	30,725	51333/2	4-36	34,910
204 54	14 - 16	Wood	4	<b>54134/2</b>	<b>4-30</b>	<b>25,570</b>	<b>51334/2</b>	<b>4-30</b>	<b>29,395</b>
204 60	16 - 18	Wood	4	54135/2	4-32	28,080	51335/2	4-32	32,160
204 66	16 - 18	Wood	4	<b>54136/2</b>	<b>4-34</b>	<b>30,075</b>	<b>51336/2</b>	<b>4-34</b>	<b>34,155</b>
204 72	16 - 18	Wood	4	54137/2	4-36	32,140	51337/2	4-36	36,305
204 78	16 - 18	Wood	4	<b>54138/2</b>	<b>4-38</b>	<b>34,220</b>	<b>51338/2</b>	<b>4-38</b>	<b>38,380</b>
216 54	16 - 18	Wood	4	54139/2	4-30	27,400	51339/2	4-30	31,240
216 60	16 - 18	Wood	4	<b>54140/2</b>	<b>4-32</b>	<b>30,085</b>	<b>51340/2</b>	<b>4-32</b>	<b>34,180</b>
216 66	16 - 18	Wood	4	54141/2	4-34	32,265	51341/2	4-34	36,380
216 72	16 - 18	Wood	4	<b>54142/2</b>	<b>4-36</b>	<b>34,480</b>	<b>51342/2</b>	<b>4-36</b>	<b>38,680</b>
216 78	16 - 18	Wood	4	54143/2	4-38	36,785	51343/2	4-38	40,945
<b>228 54</b>	<b>16 - 18</b>	<b>Wood</b>	<b>4</b>	<b>54144/2</b>	<b>4-30</b>	<b>28,705</b>	<b>51344/2</b>	<b>4-30</b>	<b>32,535</b>
228 60	16 - 18	Wood	4	54145/2	4-32	31,565	51345/2	4-32	35,640
<b>228 66</b>	<b>18 - 20</b>	<b>Wood</b>	<b>4</b>	<b>54146/2</b>	<b>4-34</b>	<b>34,630</b>	<b>51346/2</b>	<b>4-34</b>	<b>38,740</b>
228 72	18 - 20	Wood	4	54147/2	4-36	36,270	51347/2	4-36	40,450
<b>228 78</b>	<b>18 - 20</b>	<b>Wood</b>	<b>4</b>	<b>54148/2</b>	<b>4-38</b>	<b>38,670</b>	<b>51348/2</b>	<b>4-38</b>	<b>42,830</b>
228 84	18 - 20	Wood	4	54149/2	4-40	41,025	51349/2	4-40	45,170
<b>240 54</b>	<b>16 - 18</b>	<b>Wood</b>	<b>4</b>	<b>54150/2</b>	<b>4-30</b>	<b>30,390</b>	<b>51350/2</b>	<b>4-30</b>	<b>34,250</b>
240 60	18 - 20	Wood	4	54151/2	4-32	33,430	51351/2	4-32	37,500
<b>240 66</b>	<b>18 - 20</b>	<b>Wood</b>	<b>4</b>	<b>54152/2</b>	<b>4-34</b>	<b>35,920</b>	<b>51352/2</b>	<b>4-34</b>	<b>40,005</b>
240 72	18 - 20	Wood	4	54153/2	4-36	38,470	51353/2	4-36	42,650
<b>240 78</b>	<b>18 - 20</b>	<b>Wood</b>	<b>4</b>	<b>54154/2</b>	<b>4-38</b>	<b>41,050</b>	<b>51354/2</b>	<b>4-38</b>	<b>45,235</b>
240 84	18 - 20	Wood	4	54155/2	4-40	43,565	51355/2	4-40	47,755

All table sizes are available with Plastic Laminate top surfaces. To specify, select the desired table size and replace '2' in the wood finish model number with '5'.

# VOX® CONFERENCE TABLES

BOAT SHAPE

Design Mark Müller



Specify edge type; add the two letter code after the model number.

All Boat shape table sizes available with optional 6" radius "Soft" corner (must be specified at time of order)



Facet Edge (FC)



Taper Edge (TE)



Flowform Edge (FF)  
5% upcharge  
laminates not available



Camber Edge (CE)  
5% upcharge  
laminates not available

Metallic Silver Paint



Mirror-Polished



\* Based on a chair width of 25".

L" x D"	Sugg Seat Capacity	Top Finish	Top Sections	Model Number	Number of Bases-Size	2 Taper Bases List Price	Model Number	Number of Bases-Size	2 Taper Bases List Price
<b>72 x 36</b>	<b>4 - 6</b>	<b>Wood</b>	<b>1</b>	<b>53501/2</b>	<b>2-24</b>	<b>7,230</b>	<b>50101/2</b>	<b>2-24</b>	<b>9,180</b>
72 x 36	4 - 6	P-Lam	1	53501/5	2-24	6,310	50101/5	2-24	8,235
<b>78 x 38</b>	<b>4 - 6</b>	<b>Wood</b>	<b>1</b>	<b>53502/2</b>	<b>2-24</b>	<b>7,825</b>	<b>50102/2</b>	<b>2-24</b>	<b>9,730</b>
78 x 38	4 - 6	P-Lam	1	53502/5	2-24	6,745	50102/5	2-24	8,665
<b>84 x 38</b>	<b>6 - 8</b>	<b>Wood</b>	<b>1</b>	<b>53503/2</b>	<b>2-24</b>	<b>8,205</b>	<b>50103/2</b>	<b>2-24</b>	<b>10,155</b>
84 x 38	6 - 8	P-Lam	1	53503/5	2-24	7,050	50103/5	2-24	8,990
<b>84 x 42</b>	<b>6 - 8</b>	<b>Wood</b>	<b>1</b>	<b>53504/2</b>	<b>2-26</b>	<b>8,900</b>	<b>50104/2</b>	<b>2-26</b>	<b>10,785</b>
84 x 42	6 - 8	P-Lam	1	53504/5	2-26	7,625	50104/5	2-26	9,480
<b>96 x 42</b>	<b>6 - 8</b>	<b>Wood</b>	<b>1</b>	<b>53505/2</b>	<b>2-26</b>	<b>9,675</b>	<b>50105/2</b>	<b>2-26</b>	<b>11,550</b>
96 x 42	6 - 8	P-Lam	1	53505/5	2-26	8,180	50105/5	2-26	10,095
<b>96 x 48</b>	<b>6 - 8</b>	<b>Wood</b>	<b>1</b>	<b>53506/2</b>	<b>2-28</b>	<b>10,635</b>	<b>50106/2</b>	<b>2-28</b>	<b>12,560</b>
96 x 48	6 - 8	P-Lam	1	53506/5	2-28	8,950	50106/5	2-28	10,895
<b>108 x 42</b>	<b>6 - 8</b>	<b>Wood</b>	<b>2</b>	<b>53507/2</b>	<b>2-26</b>	<b>10,525</b>	<b>50107/2</b>	<b>2-26</b>	<b>12,405</b>
108 x 42	6 - 8	P-Lam	2	53507/5	2-26	8,865	50107/5	2-26	10,765
<b>108 x 48</b>	<b>8 - 10</b>	<b>Wood</b>	<b>2</b>	<b>53508/2</b>	<b>2-28</b>	<b>11,505</b>	<b>50108/2</b>	<b>2-28</b>	<b>13,430</b>
108 x 48	8 - 10	P-Lam	2	53508/5	2-28	9,625	50108/5	2-28	11,520
<b>120 x 42</b>	<b>8 - 10</b>	<b>Wood</b>	<b>2</b>	<b>53509/2</b>	<b>2-26</b>	<b>11,360</b>	<b>50109/2</b>	<b>2-26</b>	<b>13,255</b>
120 x 42	8 - 10	P-Lam	2	53509/5	2-26	9,530	50109/5	2-26	11,415
<b>120 x 48</b>	<b>8 - 10</b>	<b>Wood</b>	<b>2</b>	<b>53510/2</b>	<b>2-28</b>	<b>12,450</b>	<b>50110/2</b>	<b>2-28</b>	<b>14,375</b>
120 x 48	8 - 10	P-Lam	2	53510/5	2-28	10,350	50110/5	2-28	12,270
<b>120 x 54</b>	<b>8 - 10</b>	<b>Wood</b>	<b>2</b>	<b>53511/2</b>	<b>2-30</b>	<b>13,675</b>	<b>50111/2</b>	<b>2-30</b>	<b>15,600</b>
132 x 48	8 - 10	Wood	2	53512/2	2-28"	13,660	50112/2	2-28"	15,585
<b>132 x 54</b>	<b>8 - 10</b>	<b>Wood</b>	<b>2</b>	<b>53513/2</b>	<b>2-30</b>	<b>14,895</b>	<b>50113/2</b>	<b>2-30</b>	<b>16,815</b>

Metallic Silver Paint



Mirror-Polished



\* Based on a chair width of 25".

L" x D"	Sugg Seat Capacity	Top Finish	Top Sections	Model Number	Number of Bases-Size	3 Taper Bases List Price	Model Number	Number of Bases-Size	3 Taper Bases List Price
<b>144 x 48</b>	<b>10 - 12</b>	<b>Wood</b>	<b>2</b>	<b>53514/2</b>	<b>3-28</b>	<b>16,035</b>	<b>50114/2</b>	<b>3-28</b>	<b>18,910</b>
144 x 54	10 - 12	Wood	2	53515/2	3-30	17,380	50115/2	3-30	20,245
<b>144 x 60</b>	<b>10 - 12</b>	<b>Wood</b>	<b>2</b>	<b>53516/2</b>	<b>3-32</b>	<b>19,090</b>	<b>50116/2</b>	<b>3-32</b>	<b>22,180</b>
156 x 48	10 - 12	Wood	2	53517/2	3-28	17,185	50117/2	3-28	20,085
<b>156 x 54</b>	<b>12 - 14</b>	<b>Wood</b>	<b>2</b>	<b>53518/2</b>	<b>3-30</b>	<b>18,680</b>	<b>50118/2</b>	<b>3-30</b>	<b>21,570</b>
156 x 60	12 - 14	Wood	2	53519/2	3-32	20,560	50119/2	3-32	23,620
<b>156 x 66</b>	<b>12 - 14</b>	<b>Wood</b>	<b>3</b>	<b>53520/2</b>	<b>3-34</b>	<b>22,035</b>	<b>50120/2</b>	<b>3-34</b>	<b>25,115</b>
168 x 48	12 - 14	Wood	2	53521/2	3-28	19,270	50121/2	3-28	22,175
<b>168 x 54</b>	<b>12 - 14</b>	<b>Wood</b>	<b>2</b>	<b>53522/2</b>	<b>3-30</b>	<b>20,910</b>	<b>50122/2</b>	<b>3-30</b>	<b>23,805</b>
168 x 60	12 - 14	Wood	2	53523/2	3-32	22,945	50123/2	3-32	26,000
<b>168 x 66</b>	<b>12 - 14</b>	<b>Wood</b>	<b>3</b>	<b>53524/2</b>	<b>3-34</b>	<b>24,580</b>	<b>50124/2</b>	<b>3-34</b>	<b>27,645</b>

All table sizes are available with Plastic Laminate top surfaces. To specify, select the desired table size and replace '/2' in the wood finish model number with '/5'.

# VOX® CONFERENCE TABLES

BOAT SHAPE Design Mark Müller




Specify edge type; add the two letter code after the model number.

All Boat shape table sizes available with optional 6" radius "Soft" corner (must be specified at time of order)



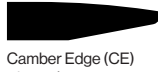
Facet Edge (FC)



Taper Edge (TE)



Flowform Edge (FF)  
5% upcharge  
laminite not available



Camber Edge (CE)  
5% upcharge  
laminite not available

Metallic Silver Paint



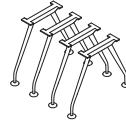
Mirror-Polished



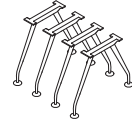
\* Based on a chair width of 25".

L" x D"	Sugg Seat Capacity	Top Finish	Top Sections	Model Number	Number of Bases-Size	3 Taper Bases List Price	Model Number	Number of Bases-Size	3 Taper Bases List Price
<b>180 x 48</b>	<b>12 - 14</b>	<b>Wood</b>	<b>3</b>	<b>53525/2</b>	<b>3-28</b>	<b>20,230</b>	<b>50125/2</b>	<b>3-28</b>	<b>23,100</b>
180 x 54	14 - 16	Wood	3	53526/2	3-30	21,965	50126/2	3-30	24,840
<b>180 x 60</b>	<b>14 - 16</b>	<b>Wood</b>	<b>3</b>	<b>53527/2</b>	<b>3-32</b>	<b>24,120</b>	<b>50127/2</b>	<b>3-32</b>	<b>27,180</b>
180 x 66	14 - 16	Wood	3	53528/2	3-34	25,875	50128/2	3-34	28,955
<b>180 x 72</b>	<b>14 - 16</b>	<b>Wood</b>	<b>3</b>	<b>53529/2</b>	<b>3-36</b>	<b>27,665</b>	<b>50129/2</b>	<b>3-36</b>	<b>30,810</b>

Metallic Silver Paint



Mirror-Polished



\* Based on a chair width of 25".

L" x D"	Sugg Seat Capacity	Top Finish	Top Sections	Model Number	Number of Bases-Size	4 Taper Bases List Price	Model Number	Number of Bases-Size	4 Taper Bases List Price
<b>192 x 54</b>	<b>14 - 16</b>	<b>Wood</b>	<b>4</b>	<b>53530/2</b>	<b>4-30</b>	<b>25,040</b>	<b>50130/2</b>	<b>4-30</b>	<b>28,875</b>
192 x 60	14 - 16	Wood	4	53531/2	4-32	27,465	50131/2	4-32	31,575
192 x 66	14 - 16	Wood	4	<b>53532/2</b>	<b>4-34</b>	<b>29,410</b>	<b>50132/2</b>	<b>4-34</b>	<b>33,510</b>
192 x 72	14 - 16	Wood	4	53533/2	4-36	31,440	50133/2	4-36	35,605
204 x 54	14 - 16	Wood	4	<b>53534/2</b>	<b>4-30</b>	<b>26,110</b>	<b>50134/2</b>	<b>4-30</b>	<b>29,970</b>
204 x 60	16 - 18	Wood	4	53535/2	4-32	28,710	50135/2	4-32	32,785
204 x 66	16 - 18	Wood	4	<b>53536/2</b>	<b>4-34</b>	<b>30,775</b>	<b>50136/2</b>	<b>4-34</b>	<b>34,825</b>
204 x 72	16 - 18	Wood	4	53537/2	4-36	32,885	50137/2	4-36	37,060
204 x 78	16 - 18	Wood	4	<b>53538/2</b>	<b>4-38</b>	<b>35,010</b>	<b>50138/2</b>	<b>4-38</b>	<b>39,190</b>
216 x 54	16 - 18	Wood	4	53539/2	4-30	27,995	50139/2	4-30	31,835
216 x 60	16 - 18	Wood	4	<b>53540/2</b>	<b>4-32</b>	<b>30,775</b>	<b>50140/2</b>	<b>4-32</b>	<b>34,835</b>
216 x 66	16 - 18	Wood	4	53541/2	4-34	33,020	50141/2	4-34	37,105
216 x 72	16 - 18	Wood	4	<b>53542/2</b>	<b>4-36</b>	<b>35,330</b>	<b>50142/2</b>	<b>4-36</b>	<b>39,505</b>
216 x 78	16 - 18	Wood	4	53543/2	4-38	37,670	50143/2	4-38	41,815
<b>228 x 54</b>	<b>16 - 18</b>	<b>Wood</b>	<b>4</b>	<b>53544/2</b>	<b>4-30</b>	<b>29,345</b>	<b>50144/2</b>	<b>4-30</b>	<b>33,175</b>
228 x 60	16 - 18	Wood	4	53545/2	4-32	32,275	50145/2	4-32	36,380
<b>228 x 66</b>	<b>18 - 20</b>	<b>Wood</b>	<b>4</b>	<b>53546/2</b>	<b>4-34</b>	<b>35,445</b>	<b>50146/2</b>	<b>4-34</b>	<b>39,545</b>
228 x 72	18 - 20	Wood	4	53547/2	4-36	37,115	50147/2	4-36	41,280
<b>228 x 78</b>	<b>18 - 20</b>	<b>Wood</b>	<b>4</b>	<b>53548/2</b>	<b>4-38</b>	<b>39,600</b>	<b>50148/2</b>	<b>4-38</b>	<b>43,755</b>
228 x 84	18 - 20	Wood	4	53549/2	4-40	42,020	50149/2	4-40	46,175
<b>240 x 54</b>	<b>16 - 18</b>	<b>Wood</b>	<b>4</b>	<b>53550/2</b>	<b>4-30</b>	<b>31,095</b>	<b>50150/2</b>	<b>4-30</b>	<b>34,930</b>
240 x 60	18 - 20	Wood	4	53551/2	4-32	34,205	50151/2	4-32	38,285
<b>240 x 66</b>	<b>18 - 20</b>	<b>Wood</b>	<b>4</b>	<b>53552/2</b>	<b>4-34</b>	<b>36,765</b>	<b>50152/2</b>	<b>4-34</b>	<b>40,825</b>
240 x 72	18 - 20	Wood	4	53553/2	4-36	39,410	50153/2	4-36	43,565
<b>240 x 78</b>	<b>18 - 20</b>	<b>Wood</b>	<b>4</b>	<b>53554/2</b>	<b>4-38</b>	<b>42,055</b>	<b>50154/2</b>	<b>4-38</b>	<b>46,225</b>
240 x 84	18 - 20	Wood	4	53555/2	4-40	44,640	50155/2	4-40	48,820

All table sizes are available with Plastic Laminate top surfaces. To specify, select the desired table size and replace '2' in the wood finish model number with '5'.

# VOX® CONFERENCE TABLES

RACETRACK SHAPE Design Mark Müller



Specify edge type; add the two letter code after the model number.



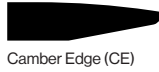
Facet Edge (FC)



Taper Edge (TE)



Flowform Edge (FF)  
5% upcharge  
laminates not available



Camber Edge (CE)  
5% upcharge  
laminates not available

Metallic Silver Paint



Mirror-Polished



\* Based on a chair width of 25".

L" x D"	Sugg Seat Capacity	Top Finish	Top Sections	Model Number	Number of Bases-Size	2 Taper Bases List Price	Model Number	Number of Bases-Size	2 Taper Bases List Price
<b>72 x 36</b>	<b>4-6</b>	<b>Wood</b>	<b>1</b>	<b>53901/2</b>	<b>2-24</b>	<b>7,425</b>	<b>50901/2</b>	<b>2-24</b>	<b>9,360</b>
72 x 36	4-6	P-Lam	1	53901/5	2-24	6,445	50901/5	2-24	8,390
<b>78 x 38</b>	<b>4-6</b>	<b>Wood</b>	<b>1</b>	<b>53902/2</b>	<b>2-24</b>	<b>8,050</b>	<b>50902/2</b>	<b>2-24</b>	<b>9,970</b>
78 x 38	4-6	P-Lam	1	53902/5	2-24	6,895	50902/5	2-24	8,845
<b>84 x 38</b>	<b>6-8</b>	<b>Wood</b>	<b>1</b>	<b>53903/2</b>	<b>2-24</b>	<b>8,445</b>	<b>50903/2</b>	<b>2-24</b>	<b>10,390</b>
84 x 38	6-8	P-Lam	1	53903/5	2-24	6,905	50903/5	2-24	9,175
<b>84 x 42</b>	<b>6-8</b>	<b>Wood</b>	<b>1</b>	<b>53904/2</b>	<b>2-26</b>	<b>9,180</b>	<b>50904/2</b>	<b>2-26</b>	<b>11,055</b>
84 x 42	6-8	P-Lam	1	53904/5	2-26	7,225	50904/5	2-26	9,685
<b>96 x 42</b>	<b>6-8</b>	<b>Wood</b>	<b>1</b>	<b>53905/2</b>	<b>2-26</b>	<b>9,975</b>	<b>50905/2</b>	<b>2-26</b>	<b>11,860</b>
96 x 42	6-8	P-Lam	1	53905/5	2-26	7,830	50905/5	2-26	10,320
<b>96 x 48</b>	<b>6-8</b>	<b>Wood</b>	<b>1</b>	<b>53906/2</b>	<b>2-28</b>	<b>10,985</b>	<b>50906/2</b>	<b>2-28</b>	<b>12,910</b>
96 x 48	6-8	P-Lam	1	53906/5	2-28	8,425	50906/5	2-28	11,140
<b>108 x 42</b>	<b>6-8</b>	<b>Wood</b>	<b>2</b>	<b>53907/2</b>	<b>2-26</b>	<b>10,885</b>	<b>50907/2</b>	<b>2-26</b>	<b>12,755</b>
108 x 42	6-8	P-Lam	2	53907/5	2-26	9,215	50907/5	2-26	11,010
<b>108 x 48</b>	<b>8-10</b>	<b>Wood</b>	<b>2</b>	<b>53908/2</b>	<b>2-28</b>	<b>11,895</b>	<b>50908/2</b>	<b>2-28</b>	<b>13,830</b>
108 x 48	8-10	P-Lam	2	53908/5	2-28	10,060	50908/5	2-28	11,835
<b>120 x 42</b>	<b>8-10</b>	<b>Wood</b>	<b>2</b>	<b>53909/2</b>	<b>2-26</b>	<b>11,755</b>	<b>50909/2</b>	<b>2-26</b>	<b>13,620</b>
120 x 42	8-10	P-Lam	2	53909/5	2-26	9,915	50909/5	2-26	11,720
<b>120 x 48</b>	<b>8-10</b>	<b>Wood</b>	<b>2</b>	<b>53910/2</b>	<b>2-28</b>	<b>12,890</b>	<b>50910/2</b>	<b>2-28</b>	<b>14,800</b>
120 x 48	8-10	P-Lam	2	53910/5	2-28	10,795	50910/5	2-28	12,595
<b>120 x 54</b>	<b>8-10</b>	<b>Wood</b>	<b>2</b>	<b>53911/2</b>	<b>2-30</b>	<b>14,145</b>	<b>50911/2</b>	<b>2-30</b>	<b>16,090</b>
132 x 48	8-10	Wood	2	53912/2	2-28"	14,165	50912/2	2-28"	16,075
<b>132 x 54</b>	<b>8-10</b>	<b>Wood</b>	<b>2</b>	<b>53913/2</b>	<b>2-30</b>	<b>15,430</b>	<b>50913/2</b>	<b>2-30</b>	<b>17,345</b>

Metallic Silver Paint



Mirror-Polished



\* Based on a chair width of 25".

L" x D"	Sugg Seat Capacity	Top Finish	Top Sections	Model Number	Number of Bases-Size	3 Taper Bases List Price	Model Number	Number of Bases-Size	3 Taper Bases List Price
<b>144 x 48</b>	<b>10-12</b>	<b>Wood</b>	<b>2</b>	<b>53914/2</b>	<b>3-28</b>	<b>16,555</b>	<b>50914/2</b>	<b>3-28</b>	<b>19,440</b>
144 x 54	10-12	Wood	2	53915/2	3-30	17,970	50915/2	3-30	20,860
<b>144 x 60</b>	<b>10-12</b>	<b>Wood</b>	<b>2</b>	<b>53916/2</b>	<b>3-32</b>	<b>19,775</b>	<b>50916/2</b>	<b>3-32</b>	<b>22,850</b>
156 x 48	10-12	Wood	2	53917/2	3-28	17,795	50917/2	3-28	20,680
<b>156 x 54</b>	<b>12-14</b>	<b>Wood</b>	<b>2</b>	<b>53918/2</b>	<b>3-30</b>	<b>19,360</b>	<b>50918/2</b>	<b>3-30</b>	<b>22,230</b>
156 x 60	12-14	Wood	2	53919/2	3-32	21,315	50919/2	3-32	24,380
<b>156 x 66</b>	<b>12-14</b>	<b>Wood</b>	<b>3</b>	<b>53920/2</b>	<b>3-34</b>	<b>22,860</b>	<b>50920/2</b>	<b>3-34</b>	<b>25,930</b>
168 x 48	12-14	Wood	2	53921/2	3-28	19,915	50921/2	3-28	22,840
<b>168 x 54</b>	<b>12-14</b>	<b>Wood</b>	<b>2</b>	<b>53922/2</b>	<b>3-30</b>	<b>21,655</b>	<b>50922/2</b>	<b>3-30</b>	<b>24,525</b>
168 x 60	12-14	Wood	2	53923/2	3-32	23,765	50923/2	3-32	26,825
<b>168 x 66</b>	<b>12-14</b>	<b>Wood</b>	<b>3</b>	<b>53924/2</b>	<b>3-34</b>	<b>25,500</b>	<b>50924/2</b>	<b>3-34</b>	<b>28,535</b>

All table sizes are available with Plastic Laminate top surfaces. To specify, select the desired table size and replace '/2' in the wood finish model number with '/5'.

# VOX® CONFERENCE TABLES

RACETRACK SHAPE Design Mark Müller



Specify edge type; add the two letter code after the model number.



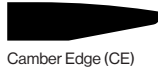
Facet Edge (FC)



Taper Edge (TE)



Flowform Edge (FF)  
5% upcharge  
laminare not available



Camber Edge (CE)  
5% upcharge  
laminare not available

Metallic Silver Paint




Mirror-Polished



\* Based on a chair width of 25".

L" x D"	Sugg Seat Capacity	Top Finish	Top Sections	Model Number	Number of Bases-Size	3 Taper Bases List Price	Model Number	Number of Bases-Size	3 Taper Bases List Price
<b>180 x 48</b>	<b>12 - 14</b>	<b>Wood</b>	<b>3</b>	<b>53925/2</b>	<b>3-28</b>	<b>20,915</b>	<b>50925/2</b>	<b>3-28</b>	<b>23,810</b>
180 x 54	14 - 16	Wood	3	53926/2	3-30	22,740	50926/2	3-30	25,635
<b>180 x 60</b>	<b>14 - 16</b>	<b>Wood</b>	<b>3</b>	<b>53927/2</b>	<b>3-32</b>	<b>25,000</b>	<b>50927/2</b>	<b>3-32</b>	<b>28,065</b>
180 x 66	14 - 16	Wood	3	53928/2	3-34	26,840	50928/2	3-34	29,925
<b>180 x 72</b>	<b>14 - 16</b>	<b>Wood</b>	<b>3</b>	<b>53929/2</b>	<b>3-36</b>	<b>28,735</b>	<b>50929/2</b>	<b>3-36</b>	<b>31,875</b>

Metallic Silver Paint



Mirror-Polished



\* Based on a chair width of 25".

L" x D"	Sugg Seat Capacity	Top Finish	Top Sections	Model Number	Number of Bases-Size	4 Taper Bases List Price	Model Number	Number of Bases-Size	4 Taper Bases List Price
<b>192 x 54</b>	<b>14 - 16</b>	<b>Wood</b>	<b>4</b>	<b>53930/2</b>	<b>4-30</b>	<b>25,890</b>	<b>50930/2</b>	<b>4-30</b>	<b>29,750</b>
192 x 60	14 - 16	Wood	4	53931/2	4-32	28,475	50931/2	4-32	32,545
<b>192 x 66</b>	<b>14 - 16</b>	<b>Wood</b>	<b>4</b>	<b>53932/2</b>	<b>4-34</b>	<b>30,490</b>	<b>50932/2</b>	<b>4-34</b>	<b>34,585</b>
192 x 72	14 - 16	Wood	4	53933/2	4-36	32,605	50933/2	4-36	36,765
<b>204 x 54</b>	<b>14 - 16</b>	<b>Wood</b>	<b>4</b>	<b>53934/2</b>	<b>4-30</b>	<b>27,050</b>	<b>50934/2</b>	<b>4-30</b>	<b>30,885</b>
204 x 60	16 - 18	Wood	4	53935/2	4-32	29,730	50935/2	4-32	33,820
<b>204 x 66</b>	<b>16 - 18</b>	<b>Wood</b>	<b>4</b>	<b>53936/2</b>	<b>4-34</b>	<b>31,885</b>	<b>50936/2</b>	<b>4-34</b>	<b>35,980</b>
204 x 72	16 - 18	Wood	4	53937/2	4-36	34,105	50937/2	4-36	38,285
<b>204 x 78</b>	<b>16 - 18</b>	<b>Wood</b>	<b>4</b>	<b>53938/2</b>	<b>4-38</b>	<b>36,345</b>	<b>50938/2</b>	<b>4-38</b>	<b>40,505</b>
216 x 54	16 - 18	Wood	4	53939/2	4-30	29,000	50939/2	4-30	32,840
<b>216 x 60</b>	<b>16 - 18</b>	<b>Wood</b>	<b>4</b>	<b>53940/2</b>	<b>4-32</b>	<b>31,885</b>	<b>50940/2</b>	<b>4-32</b>	<b>35,985</b>
216 x 66	16 - 18	Wood	4	53941/2	4-34	34,260	50941/2	4-34	38,350
<b>216 x 72</b>	<b>16 - 18</b>	<b>Wood</b>	<b>4</b>	<b>53942/2</b>	<b>4-36</b>	<b>36,685</b>	<b>50942/2</b>	<b>4-36</b>	<b>40,820</b>
216 x 78	16 - 18	Wood	4	53943/2	4-38	40,160	50943/2	4-38	43,290
<b>228 x 54</b>	<b>16 - 18</b>	<b>Wood</b>	<b>4</b>	<b>53944/2</b>	<b>4-30</b>	<b>30,410</b>	<b>50944/2</b>	<b>4-30</b>	<b>34,260</b>
228 x 60	16 - 18	Wood	4	53945/2	4-32	33,485	50945/2	4-32	37,555
<b>228 x 66</b>	<b>18 - 20</b>	<b>Wood</b>	<b>4</b>	<b>53946/2</b>	<b>4-34</b>	<b>36,825</b>	<b>50946/2</b>	<b>4-34</b>	<b>40,905</b>
228 x 72	18 - 20	Wood	4	53947/2	4-36	38,575	50947/2	4-36	42,730
<b>228 x 78</b>	<b>18 - 20</b>	<b>Wood</b>	<b>4</b>	<b>53948/2</b>	<b>4-38</b>	<b>41,175</b>	<b>50948/2</b>	<b>4-38</b>	<b>45,330</b>
228 x 84	18 - 20	Wood	4	53949/2	4-40	43,720	50949/2	4-40	47,865
<b>240 x 54</b>	<b>16 - 18</b>	<b>Wood</b>	<b>4</b>	<b>53950/2</b>	<b>4-30</b>	<b>32,250</b>	<b>50950/2</b>	<b>4-30</b>	<b>36,085</b>
240 x 60	18 - 20	Wood	4	53951/2	4-32	35,485	50951/2	4-32	39,575
<b>240 x 66</b>	<b>18 - 20</b>	<b>Wood</b>	<b>4</b>	<b>53952/2</b>	<b>4-34</b>	<b>38,190</b>	<b>50952/2</b>	<b>4-34</b>	<b>42,255</b>
240 x 72	18 - 20	Wood	4	53953/2	4-36	40,950	50953/2	4-36	45,125
<b>240 x 78</b>	<b>18 - 20</b>	<b>Wood</b>	<b>4</b>	<b>53954/2</b>	<b>4-38</b>	<b>43,740</b>	<b>50954/2</b>	<b>4-38</b>	<b>47,900</b>
240 x 84	18 - 20	Wood	4	53955/2	4-40	46,460	50955/2	4-40	50,635

All table sizes are available with Plastic Laminare top surfaces. To specify, select the desired table size and replace '/2' in the wood finish model number with '/5'.

# VOX® CONFERENCE TABLES

SUPER ELLIPSE SHAPE

Design Mark Müller

TAPER BASE



Specify edge type; add the two letter code after the model number.



Facet Edge (FC)



Taper Edge (TE)



Flowform Edge (FF)  
5% upcharge  
laminates not available



Camber Edge (CE)  
5% upcharge  
laminates not available

Metallic Silver Paint



Mirror-Polished



\* Based on a chair width of 25".

L"	x	D"	Sugg Seat Capacity	Top Finish	Top Sections	Model Number	Number of Bases-Size	2 Taper Bases List Price	Model Number	Number of Bases-Size	2 Taper Bases List Price
<b>72</b>	<b>36</b>	<b>4 - 6</b>	<b>4 - 6</b>	<b>Wood</b>	<b>1</b>	<b>53701/2</b>	<b>2-24</b>	<b>7,610</b>	<b>50501/2</b>	<b>2-24</b>	<b>9,550</b>
72	36	4 - 6	4 - 6	P-Lam	1	53701/5	2-24	6,565	50501/5	2-24	8,530
<b>78</b>	<b>38</b>	<b>4 - 6</b>	<b>4 - 6</b>	<b>Wood</b>	<b>1</b>	<b>53702/2</b>	<b>2-24</b>	<b>8,205</b>	<b>50502/2</b>	<b>2-24</b>	<b>10,155</b>
78	38	4 - 6	4 - 6	P-Lam	1	53702/5	2-24	7,045	50502/5	2-24	8,970
<b>84</b>	<b>38</b>	<b>6 - 8</b>	<b>6 - 8</b>	<b>Wood</b>	<b>1</b>	<b>53703/2</b>	<b>2-24</b>	<b>8,635</b>	<b>50503/2</b>	<b>2-24</b>	<b>10,575</b>
84	38	6 - 8	6 - 8	P-Lam	1	53703/5	2-24	7,400	50503/5	2-24	9,330
<b>84</b>	<b>42</b>	<b>6 - 8</b>	<b>6 - 8</b>	<b>Wood</b>	<b>1</b>	<b>53704/2</b>	<b>2-26</b>	<b>9,395</b>	<b>50504/2</b>	<b>2-26</b>	<b>11,265</b>
84	42	6 - 8	6 - 8	P-Lam	1	53704/5	2-26	7,975	50504/5	2-26	9,870
<b>96</b>	<b>42</b>	<b>6 - 8</b>	<b>6 - 8</b>	<b>Wood</b>	<b>1</b>	<b>53705/2</b>	<b>2-26</b>	<b>10,220</b>	<b>50505/2</b>	<b>2-26</b>	<b>12,100</b>
96	42	6 - 8	6 - 8	P-Lam	1	53705/5	2-26	8,625	50505/5	2-26	10,490
<b>96</b>	<b>48</b>	<b>6 - 8</b>	<b>6 - 8</b>	<b>Wood</b>	<b>1</b>	<b>53706/2</b>	<b>2-28</b>	<b>11,265</b>	<b>50506/2</b>	<b>2-28</b>	<b>13,175</b>
96	48	6 - 8	6 - 8	P-Lam	1	53706/5	2-28	9,435	50506/5	2-28	11,360
<b>108</b>	<b>42</b>	<b>6 - 8</b>	<b>6 - 8</b>	<b>Wood</b>	<b>2</b>	<b>53707/2</b>	<b>2-26</b>	<b>11,140</b>	<b>50507/2</b>	<b>2-26</b>	<b>13,040</b>
108	42	6 - 8	6 - 8	P-Lam	2	53707/5	2-26	9,340	50507/5	2-26	11,225
<b>108</b>	<b>48</b>	<b>8 - 10</b>	<b>8 - 10</b>	<b>Wood</b>	<b>2</b>	<b>53708/2</b>	<b>2-28</b>	<b>12,220</b>	<b>50508/2</b>	<b>2-28</b>	<b>14,140</b>
108	48	8 - 10	8 - 10	P-Lam	2	53708/5	2-28	10,155	50508/5	2-28	12,085
<b>120</b>	<b>42</b>	<b>8 - 10</b>	<b>8 - 10</b>	<b>Wood</b>	<b>2</b>	<b>53709/2</b>	<b>2-26</b>	<b>12,065</b>	<b>50509/2</b>	<b>2-26</b>	<b>13,935</b>
120	42	8 - 10	8 - 10	P-Lam	2	53709/5	2-26	10,065	50509/5	2-26	11,950
<b>120</b>	<b>48</b>	<b>8 - 10</b>	<b>8 - 10</b>	<b>Wood</b>	<b>2</b>	<b>53710/2</b>	<b>2-28</b>	<b>13,255</b>	<b>50510/2</b>	<b>2-28</b>	<b>15,160</b>
120	48	8 - 10	8 - 10	P-Lam	2	53710/5	2-28	10,960	50510/5	2-28	12,850
<b>120</b>	<b>54</b>	<b>8 - 10</b>	<b>8 - 10</b>	<b>Wood</b>	<b>2</b>	<b>53711/2</b>	<b>2-30</b>	<b>14,565</b>	<b>50511/2</b>	<b>2-30</b>	<b>16,505</b>
132	48	8 - 10	8 - 10	Wood	2	53712/2	2-28"	14,535	50512/2	2-28"	16,440
<b>132</b>	<b>54</b>	<b>8 - 10</b>	<b>8 - 10</b>	<b>Wood</b>	<b>2</b>	<b>53713/2</b>	<b>2-30</b>	<b>15,890</b>	<b>50513/2</b>	<b>2-30</b>	<b>17,805</b>

\* Based on a chair width of 25".

Metallic Silver Paint



Mirror-Polished



L"	x	D"	Sugg Seat Capacity	Top Finish	Top Sections	Model Number	Number of Bases-Size	3 Taper Bases List Price	Model Number	Number of Bases-Size	3 Taper Bases List Price
<b>144</b>	<b>48</b>	<b>10 - 12</b>	<b>10 - 12</b>	<b>Wood</b>	<b>2</b>	<b>53714/2</b>	<b>3-28</b>	<b>17,000</b>	<b>50514/2</b>	<b>3-28</b>	<b>19,890</b>
144	54	10 - 12	10 - 12	Wood	2	53715/2	3-30	18,455	50515/2	3-30	21,340
<b>144</b>	<b>60</b>	<b>10 - 12</b>	<b>10 - 12</b>	<b>Wood</b>	<b>2</b>	<b>53716/2</b>	<b>3-32</b>	<b>20,325</b>	<b>50516/2</b>	<b>3-32</b>	<b>23,370</b>
156	48	10 - 12	10 - 12	Wood	2	53717/2	3-28	18,280	50517/2	3-28	21,140
<b>156</b>	<b>54</b>	<b>12 - 14</b>	<b>12 - 14</b>	<b>Wood</b>	<b>2</b>	<b>53718/2</b>	<b>3-30</b>	<b>19,895</b>	<b>50518/2</b>	<b>3-30</b>	<b>22,755</b>
156	60	12 - 14	12 - 14	Wood	2	53719/2	3-32	21,885	50519/2	3-32	24,975
<b>156</b>	<b>66</b>	<b>12 - 14</b>	<b>12 - 14</b>	<b>Wood</b>	<b>3</b>	<b>53720/2</b>	<b>3-34</b>	<b>23,530</b>	<b>50520/2</b>	<b>3-34</b>	<b>26,595</b>
168	48	12 - 14	12 - 14	Wood	2	53721/2	3-28	20,455	50521/2	3-28	23,335
<b>168</b>	<b>54</b>	<b>12 - 14</b>	<b>12 - 14</b>	<b>Wood</b>	<b>2</b>	<b>53722/2</b>	<b>3-30</b>	<b>22,240</b>	<b>50522/2</b>	<b>3-30</b>	<b>25,120</b>
168	60	12 - 14	12 - 14	Wood	2	53723/2	3-32	24,410	50523/2	3-32	27,490
<b>168</b>	<b>66</b>	<b>12 - 14</b>	<b>12 - 14</b>	<b>Wood</b>	<b>3</b>	<b>53724/2</b>	<b>3-34</b>	<b>26,205</b>	<b>50524/2</b>	<b>3-34</b>	<b>29,265</b>

All table sizes are available with Plastic Laminate top surfaces. To specify, select the desired table size and replace /2 in the wood finish model number with /5.

# VOX® CONFERENCE TABLES

SUPER ELLIPSE SHAPE

Design Mark Müller

TAPER BASE



Specify edge type; add the two letter code after the model number.



Facet Edge (FC)



Taper Edge (TE)

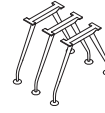


Flowform Edge (FF)  
5% upcharge  
laminare not available



Camber Edge (CE)  
5% upcharge  
laminare not available

Metallic Silver Paint



Mirror-Polished



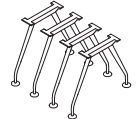
\* Based on a chair width of 25".

L" x D"	Sugg Seat Capacity	Top Finish	Top Sections	Model Number	Number of Bases-Size	3 Taper Bases List Price	Model Number	Number of Bases-Size	3 Taper Bases List Price
<b>180 x 48</b>	<b>12 - 14</b>	<b>Wood</b>	<b>3</b>	<b>53725/2</b>	<b>3-28</b>	<b>21,475</b>	<b>50525/2</b>	<b>3-28</b>	<b>24,380</b>
180 x 54	14 - 16	Wood	3	53726/2	3-30	23,375	50526/2	3-30	26,275
<b>180 x 60</b>	<b>14 - 16</b>	<b>Wood</b>	<b>3</b>	<b>53727/2</b>	<b>3-32</b>	<b>25,725</b>	<b>50527/2</b>	<b>3-32</b>	<b>28,755</b>
180 x 66	14 - 16	Wood	3	53728/2	3-34	27,630	50528/2	3-34	30,670
<b>180 x 72</b>	<b>14 - 16</b>	<b>Wood</b>	<b>3</b>	<b>53729/2</b>	<b>3-36</b>	<b>29,580</b>	<b>50529/2</b>	<b>3-36</b>	<b>32,725</b>

Metallic Silver Paint



Mirror-Polished



\* Based on a chair width of 25".

L" x D"	Sugg Seat Capacity	Top Finish	Top Sections	Model Number	Number of Bases-Size	4 Taper Bases List Price	Model Number	Number of Bases-Size	4 Taper Bases List Price
192 x 54	14 - 16	Wood	4	53730/2	4-30	26,600	50530/2	4-30	30,450
192 x 60	14 - 16	Wood	4	53731/2	4-32	29,235	50531/2	4-32	33,300
192 x 66	14 - 16	Wood	4	<b>53732/2</b>	<b>4-34</b>	<b>31,350</b>	<b>50532/2</b>	<b>4-34</b>	<b>35,425</b>
192 x 72	14 - 16	Wood	4	53733/2	4-36	33,520	50533/2	4-36	37,680
204 x 54	14 - 16	Wood	4	<b>53734/2</b>	<b>4-30</b>	<b>27,780</b>	<b>50534/2</b>	<b>4-30</b>	<b>31,630</b>
204 x 60	16 - 18	Wood	4	53735/2	4-32	30,550	50535/2	4-32	34,630
204 x 66	16 - 18	Wood	4	<b>53736/2</b>	<b>4-34</b>	<b>32,795</b>	<b>50536/2</b>	<b>4-34</b>	<b>36,880</b>
204 x 72	16 - 18	Wood	4	53737/2	4-36	35,115	50537/2	4-36	39,270
204 x 78	16 - 18	Wood	4	<b>53738/2</b>	<b>4-38</b>	<b>37,430</b>	<b>50538/2</b>	<b>4-38</b>	<b>41,580</b>
216 x 54	16 - 18	Wood	4	53739/2	4-30	29,810	50539/2	4-30	33,645
216 x 60	16 - 18	Wood	4	<b>53740/2</b>	<b>4-32</b>	<b>32,795</b>	<b>50540/2</b>	<b>4-32</b>	<b>36,880</b>
216 x 66	16 - 18	Wood	4	53741/2	4-34	35,245	50541/2	4-34	39,330
216 x 72	16 - 18	Wood	4	<b>53742/2</b>	<b>4-36</b>	<b>37,770</b>	<b>50542/2</b>	<b>4-36</b>	<b>41,940</b>
216 x 78	16 - 18	Wood	4	53743/2	4-38	40,280	50543/2	4-38	44,435
<b>228 x 54</b>	<b>16 - 18</b>	<b>Wood</b>	<b>4</b>	<b>53744/2</b>	<b>4-30</b>	<b>31,280</b>	<b>50544/2</b>	<b>4-30</b>	<b>35,115</b>
228 x 60	16 - 18	Wood	4	53745/2	4-32	34,440	50545/2	4-32	38,520
<b>228 x 66</b>	<b>18 - 20</b>	<b>Wood</b>	<b>4</b>	<b>53746/2</b>	<b>4-34</b>	<b>37,915</b>	<b>50546/2</b>	<b>4-34</b>	<b>42,000</b>
228 x 72	18 - 20	Wood	4	53747/2	4-36	39,745	50547/2	4-36	43,910
<b>228 x 78</b>	<b>18 - 20</b>	<b>Wood</b>	<b>4</b>	<b>53748/2</b>	<b>4-38</b>	<b>42,420</b>	<b>50548/2</b>	<b>4-38</b>	<b>46,590</b>
228 x 84	18 - 20	Wood	4	53749/2	4-40	45,045	50549/2	4-40	49,200
<b>240 x 54</b>	<b>16 - 18</b>	<b>Wood</b>	<b>4</b>	<b>53750/2</b>	<b>4-30</b>	<b>33,175</b>	<b>50550/2</b>	<b>4-30</b>	<b>37,015</b>
240 x 60	18 - 20	Wood	4	53751/2	4-32	36,495	50551/2	4-32	40,590
<b>240 x 66</b>	<b>18 - 20</b>	<b>Wood</b>	<b>4</b>	<b>53752/2</b>	<b>4-34</b>	<b>39,315</b>	<b>50552/2</b>	<b>4-34</b>	<b>43,425</b>
240 x 72	18 - 20	Wood	4	53753/2	4-36	42,225	50553/2	4-36	46,375
<b>240 x 78</b>	<b>18 - 20</b>	<b>Wood</b>	<b>4</b>	<b>53754/2</b>	<b>4-38</b>	<b>45,080</b>	<b>50554/2</b>	<b>4-38</b>	<b>49,255</b>
240 x 84	18 - 20	Wood	4	53755/2	4-40	47,900	50555/2	4-40	52,075

All table sizes are available with Plastic Laminate top surfaces. To specify, select the desired table size and replace ' /2 ' in the wood finish model number with ' /5 '.

# VOX® CONFERENCE TABLES

VISTA™ SHAPE (CLOSED)

Design Mark Müller

TAPER BASES



Specify edge type; add the two letter code after the model number.



Facet Edge (FC)



Taper Edge (TE)



Flowform Edge (FF)  
5% upcharge  
laminare not available



Camber Edge (CE)  
5% upcharge  
laminare not available

Metallic Silver Paint



Mirror-Polished



\* Based on a chair width of 25".

L" x D"	Sugg Seat Capacity	Top Finish	Top Sections	Model Number	Number of Bases-Size	2 Taper Bases List Price	Model Number	Number of Bases-Size	2 Taper Bases List Price
<b>84 x 33-48</b>	<b>5-7</b>	<b>Wood</b>	<b>1</b>	<b>54801/2</b>	<b>2-26</b>	<b>9,180</b>	<b>52701/2</b>	<b>2-26</b>	<b>11,055</b>
84 x 33-48	5-7	P-Lam	1	54801/5	2-26	7,855	52701/5	2-26	9,730
<b>84 x 38-54</b>	<b>5-7</b>	<b>Wood</b>	<b>1</b>	<b>54802/2</b>	<b>2-28</b>	<b>9,890</b>	<b>52702/2</b>	<b>2-28</b>	<b>11,815</b>
84 x 38-54	5-7	P-Lam	1	54802/5	2-28	8,415	52702/5	2-28	10,325
<b>96 x 33-48</b>	<b>5-7</b>	<b>Wood</b>	<b>1</b>	<b>54803/2</b>	<b>2-26</b>	<b>10,070</b>	<b>52703/2</b>	<b>2-26</b>	<b>11,955</b>
96 x 33-48	5-7	P-Lam	1	54803/5	2-26	8,560	52703/5	2-26	10,440
<b>96 x 38-54</b>	<b>5-7</b>	<b>Wood</b>	<b>1</b>	<b>54804/2</b>	<b>2-28</b>	<b>10,960</b>	<b>52704/2</b>	<b>2-28</b>	<b>12,850</b>
96 x 38-54	5-7	P-Lam	1	54804/5	2-28	9,235	52704/5	2-28	11,170
<b>96 x 43-60</b>	<b>5-7</b>	<b>Wood</b>	<b>1</b>	<b>54805/2</b>	<b>2-32</b>	<b>12,060</b>	<b>52705/2</b>	<b>2-32</b>	<b>14,085</b>
96 x 43-60	5-7	P-Lam	1	54805/5	2-32	10,135	52705/5	2-32	12,175
<b>108 x 38-54</b>	<b>7-9</b>	<b>Wood</b>	<b>2</b>	<b>54806/2</b>	<b>2-28</b>	<b>12,065</b>	<b>52706/2</b>	<b>2-28</b>	<b>14,005</b>
108 x 38-54	7-9	P-Lam	2	54806/5	2-28	10,125	52706/5	2-28	12,065
<b>108 x 43-60</b>	<b>7-9</b>	<b>Wood</b>	<b>2</b>	<b>54807/2</b>	<b>2-32</b>	<b>13,270</b>	<b>52707/2</b>	<b>2-32</b>	<b>15,320</b>
108 x 43-60	7-9	P-Lam	2	54807/5	2-32	11,105	52707/5	2-32	13,160
<b>120 x 38-54</b>	<b>7-9</b>	<b>Wood</b>	<b>2</b>	<b>54808/2</b>	<b>2-28</b>	<b>13,065</b>	<b>52708/2</b>	<b>2-28</b>	<b>14,995</b>
120 x 38-54	7-9	P-Lam	2	54808/5	2-28	10,910	52708/5	2-28	12,835
<b>120 x 43-60</b>	<b>7-9</b>	<b>Wood</b>	<b>2</b>	<b>54809/2</b>	<b>2-32</b>	<b>14,510</b>	<b>52709/2</b>	<b>2-32</b>	<b>16,555</b>
120 x 43-60	7-9	P-Lam	2	54809/5	2-32	12,070	52709/5	2-32	14,130
<b>132 x 38-54</b>	<b>7-9</b>	<b>Wood</b>	<b>2</b>	<b>54810/2</b>	<b>2-28</b>	<b>14,225</b>	<b>52710/2</b>	<b>2-28</b>	<b>16,135</b>
132 x 38-54	7-9	P-Lam	2	54810/5	2-28	11,815	52710/5	2-28	13,750
<b>132 x 43-60</b>	<b>7-9</b>	<b>Wood</b>	<b>2</b>	<b>54811/2</b>	<b>2-32</b>	<b>15,790</b>	<b>52711/2</b>	<b>2-32</b>	<b>17,825</b>
132 x 43-60	7-9	P-Lam	2	54811/5	2-32	13,070	52711/5	2-32	15,135
<b>132 x 48-66</b>	<b>7-9</b>	<b>Wood</b>	<b>3</b>	<b>54812/2</b>	<b>2-34</b>	<b>16,920</b>	<b>52712/2</b>	<b>2-34</b>	<b>19,000</b>
132 x 48-66	7-9	P-Lam	3	54812/5	2-34	13,955	52712/5	2-34	16,035

Metallic Silver Paint



Mirror-Polished



\* Based on a chair width of 25".

L" x D"	Sugg Seat Capacity	Top Finish	Top Sections	Model Number	Number of Bases-Size	3 Taper Bases List Price	Model Number	Number of Bases-Size	3 Taper Bases List Price
<b>144 x 38-54</b>	<b>9-11</b>	<b>Wood</b>	<b>2</b>	<b>54813/2</b>	<b>3-28</b>	<b>16,770</b>	<b>52713/2</b>	<b>3-28</b>	<b>19,665</b>
144 x 38-54	9-11	P-Lam	2	54813/5	3-28	14,140	52713/5	3-28	17,020
<b>144 x 43-60</b>	<b>9-11</b>	<b>Wood</b>	<b>2</b>	<b>54814/2</b>	<b>3-32</b>	<b>18,595</b>	<b>52714/2</b>	<b>3-32</b>	<b>21,665</b>
144 x 43-60	9-11	P-Lam	2	54814/5	3-32	15,600	52714/5	3-32	18,675
<b>144 x 48-66</b>	<b>9-11</b>	<b>Wood</b>	<b>3</b>	<b>54815/2</b>	<b>3-34</b>	<b>19,860</b>	<b>52715/2</b>	<b>3-34</b>	<b>22,955</b>
144 x 48-66	9-11	P-Lam	3	54815/5	3-34	16,600	52715/5	3-34	19,675
<b>156 x 43-60</b>	<b>9-11</b>	<b>Wood</b>	<b>2</b>	<b>54816/2</b>	<b>3-32</b>	<b>19,820</b>	<b>52716/2</b>	<b>3-32</b>	<b>22,900</b>
156 x 43-60	9-11	P-Lam	2	54816/5	3-32	16,560	52716/5	3-32	19,650
<b>156 x 48-66</b>	<b>9-11</b>	<b>Wood</b>	<b>3</b>	<b>54817/2</b>	<b>3-34</b>	<b>21,205</b>	<b>52717/2</b>	<b>3-34</b>	<b>24,295</b>
156 x 48-66	9-11	P-Lam	3	54817/5	3-34	17,620	52717/5	3-34	20,725
<b>168 x 43-60</b>	<b>11-13</b>	<b>Wood</b>	<b>2</b>	<b>54818/2</b>	<b>3-32</b>	<b>21,795</b>	<b>52718/2</b>	<b>3-32</b>	<b>24,850</b>
168 x 43-60	11-13	P-Lam	2	54818/5	3-32	18,295	52718/5	3-32	21,350
<b>168 x 48-66</b>	<b>11-13</b>	<b>Wood</b>	<b>3</b>	<b>54819/2</b>	<b>3-34</b>	<b>23,460</b>	<b>52719/2</b>	<b>3-34</b>	<b>26,555</b>

# VOX® CONFERENCE TABLES

VISTA™ SHAPE (CLOSED)

Design Mark Müller

TAPER BASES



Specify edge type; add the two letter code after the model number.



Facet Edge (FC)



Taper Edge (TE)



Flowform Edge (FF)  
5% upcharge  
laminare not available



Camber Edge (CE)  
5% upcharge  
laminare not available

Metallic Silver Paint



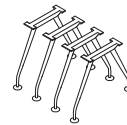
Mirror-Polished



\* Based on a chair width of 25".

L" x D"	Sugg Seat Capacity	Top Finish	Top Sections	Model Number	Number of Bases-Size	3 Taper Bases List Price	Model Number	Number of Bases-Size	3 Taper Bases List Price
<b>180 38-54</b>	<b>11-13</b>	<b>Wood</b>	<b>3</b>	<b>54820/2</b>	<b>3-28</b>	<b>21,010</b>	<b>52720/2</b>	<b>3-28</b>	<b>23,910</b>
180 43-60	11-13	Wood	3	54821/2	3-32	23,075	52721/2	3-32	26,115
<b>180 48-66</b>	<b>11-13</b>	<b>Wood</b>	<b>3</b>	<b>54822/2</b>	<b>3-34</b>	<b>24,865</b>	<b>52722/2</b>	<b>3-34</b>	<b>27,990</b>
180 53-72	12-14	Wood	3	54823/2	3-36	26,620	52723/2	3-36	29,755
<b>180 58-78</b>	<b>12-14</b>	<b>Wood</b>	<b>3</b>	<b>54824/2</b>	<b>3-38</b>	<b>28,360</b>	<b>52724/2</b>	<b>3-38</b>	<b>31,465</b>
180 63-84	12-14	Wood	3	54825/2	3-40	30,010	52725/2	3-40	33,125

Metallic Silver Paint



Mirror-Polished



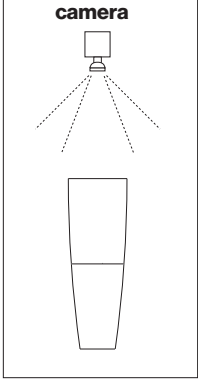
\* Based on a chair width of 25".

L" x D"	Sugg Seat Capacity	Top Finish	Top Sections	Model Number	Number of Bases-Size	4 Taper Bases List Price	Model Number	Number of Bases-Size	4 Taper Bases List Price
<b>192 38-54</b>	<b>11-13</b>	<b>Wood</b>	<b>4</b>	<b>54826/2</b>	<b>4-28</b>	<b>23,615</b>	<b>52726/2</b>	<b>4-28</b>	<b>27,455</b>
192 43-60	11-13	Wood	4	54827/2	4-32	26,110	52727/2	4-32	30,210
<b>192 48-66</b>	<b>11-13</b>	<b>Wood</b>	<b>4</b>	<b>54828/2</b>	<b>4-34</b>	<b>27,885</b>	<b>52728/2</b>	<b>4-34</b>	<b>32,005</b>
192 53-72	12-14	Wood	4	54829/2	4-36	29,780	52729/2	4-36	33,955
<b>192 58-78</b>	<b>12-14</b>	<b>Wood</b>	<b>4</b>	<b>54830/2</b>	<b>4-38</b>	<b>32,015</b>	<b>52730/2</b>	<b>4-38</b>	<b>36,175</b>
192 63-84	12-14	Wood	4	54831/2	4-40	33,480	52731/2	4-40	37,615
<b>204 38-54</b>	<b>13-15</b>	<b>Wood</b>	<b>4</b>	<b>54832/2</b>	<b>4-28</b>	<b>24,800</b>	<b>52732/2</b>	<b>4-28</b>	<b>28,650</b>
204 43-60	13-15	Wood	4	54833/2	4-32	27,225	52733/2	4-32	31,335
<b>204 48-66</b>	<b>13-15</b>	<b>Wood</b>	<b>4</b>	<b>54834/2</b>	<b>4-34</b>	<b>29,345</b>	<b>52734/2</b>	<b>4-34</b>	<b>33,470</b>
204 53-72	14-16	Wood	4	54835/2	4-36	31,365	52735/2	4-36	35,545
<b>204 58-78</b>	<b>14-16</b>	<b>Wood</b>	<b>4</b>	<b>54836/2</b>	<b>4-38</b>	<b>33,380</b>	<b>52736/2</b>	<b>4-38</b>	<b>37,535</b>
204 63-84	14-16	Wood	4	54837/2	4-40	35,310	52737/2	4-40	39,460
<b>216 38-54</b>	<b>13-15</b>	<b>Wood</b>	<b>4</b>	<b>54838/2</b>	<b>4-28</b>	<b>26,130</b>	<b>52738/2</b>	<b>4-28</b>	<b>30,000</b>
216 43-60	13-15	Wood	4	54839/2	4-32	28,955	52739/2	4-32	33,030
<b>216 48-66</b>	<b>13-15</b>	<b>Wood</b>	<b>4</b>	<b>54840/2</b>	<b>4-34</b>	<b>30,975</b>	<b>52740/2</b>	<b>4-34</b>	<b>35,085</b>
216 53-72	14-16	Wood	4	54841/2	4-36	33,130	52741/2	4-36	37,305
<b>216 58-78</b>	<b>14-16</b>	<b>Wood</b>	<b>4</b>	<b>54842/2</b>	<b>4-38</b>	<b>35,300</b>	<b>52742/2</b>	<b>4-38</b>	<b>39,440</b>
216 63-84	14-16	Wood	4	54843/2	4-40	36,780	52743/2	4-40	40,905
<b>228 38-54</b>	<b>15-17</b>	<b>Wood</b>	<b>4</b>	<b>54844/2</b>	<b>4-28</b>	<b>27,395</b>	<b>52744/2</b>	<b>4-28</b>	<b>31,220</b>
228 43-60	15-17	Wood	4	54845/2	4-32	30,295	52745/2	4-32	34,385
<b>228 48-66</b>	<b>15-17</b>	<b>Wood</b>	<b>4</b>	<b>54846/2</b>	<b>4-34</b>	<b>32,465</b>	<b>52746/2</b>	<b>4-34</b>	<b>36,605</b>
228 53-72	16-18	Wood	4	54847/2	4-36	34,755	52747/2	4-36	38,940
<b>228 58-78</b>	<b>16-18</b>	<b>Wood</b>	<b>4</b>	<b>54848/2</b>	<b>4-38</b>	<b>37,080</b>	<b>52748/2</b>	<b>4-38</b>	<b>41,230</b>
228 63-84	16-18	Wood	4	54849/2	4-40	39,285	52749/2	4-40	43,425
<b>240 38-54</b>	<b>15-17</b>	<b>Wood</b>	<b>4</b>	<b>54850/2</b>	<b>4-28</b>	<b>28,970</b>	<b>52750/2</b>	<b>4-28</b>	<b>32,820</b>
240 43-60	15-17	Wood	4	54851/2	4-32	31,835	52751/2	4-32	35,935
<b>240 48-66</b>	<b>15-17</b>	<b>Wood</b>	<b>4</b>	<b>54852/2</b>	<b>4-34</b>	<b>34,145</b>	<b>52752/2</b>	<b>4-34</b>	<b>38,285</b>
240 53-72	16-18	Wood	4	54853/2	4-36	36,615	52753/2	4-36	40,780
<b>240 58-78</b>	<b>16-18</b>	<b>Wood</b>	<b>4</b>	<b>54854/2</b>	<b>4-38</b>	<b>39,025</b>	<b>52754/2</b>	<b>4-38</b>	<b>43,200</b>
240 63-84	16-18	Wood	4	54855/2	4-40	41,380	52755/2	4-40	45,490

All table sizes are available with Plastic Laminate top surfaces. To specify, select the desired table size and replace /2 in the wood finish model number with /5.

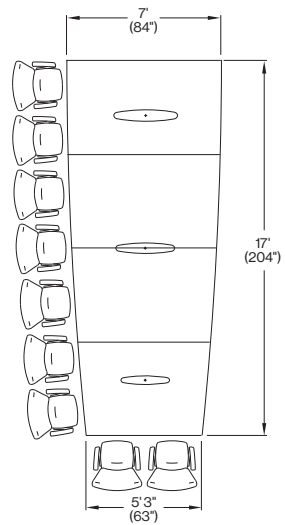
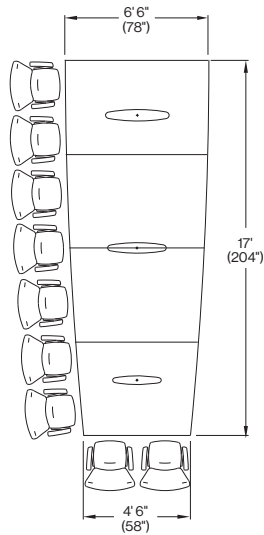
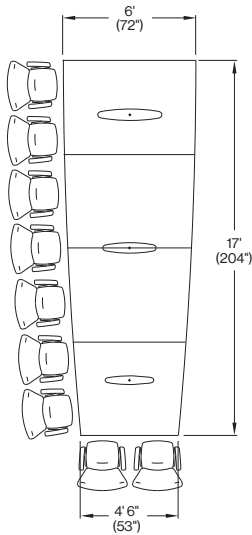
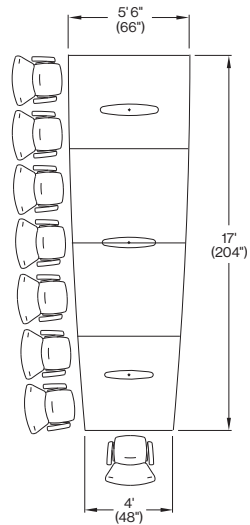
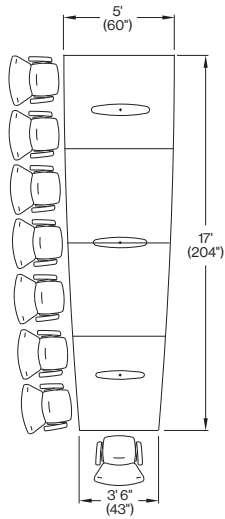
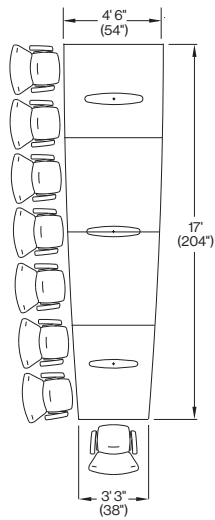
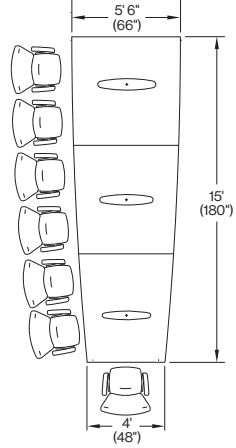
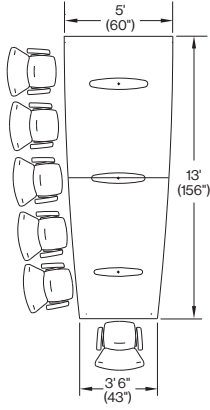
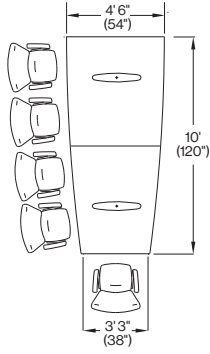
# VOX® VISTA™ SHAPE TABLES (CLOSED) – OVERVIEW

Video conferencing



Position table for best viewing

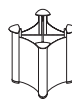
Note: Bases drawn represent all base styles.



# VOX® CONFERENCE TABLES

SQUARE SHAPE Design Mark Müller

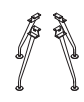
QUAD BASE



ACCESS BASE



TAPER LEGS



Specify edge type; add the two letter code after the model number.



Facet Edge (FC)



Taper Edge (TE)

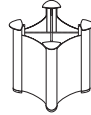


Flowform Edge (FF)  
5% upcharge  
laminated not available



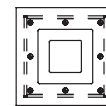
Camber Edge (CE)  
5% upcharge  
laminated not available

Anodized Aluminum Base Ends

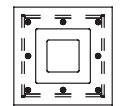


Single Square Access Base

No Trim



With Anodized Aluminum Trim



\* Based on a chair width of 25".

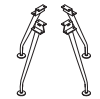
L" x D"	Sugg Seat Capacity	Top Finish	Top Sections	Model Number	Base Size"	Quad Base List Price	Model Number	Access Base List Price	Model Number	Access Base List Price
<b>42 x 42</b>	<b>2 - 4</b>	<b>Wood</b>	<b>1</b>	<b>22816/2</b>	<b>26</b>	<b>4,840</b>	<b>65111/2</b>	<b>5,325</b>	<b>65112/2</b>	<b>5,475</b>
42 x 42	2 - 4	P-Lam	1	22816/5	26	4,280	65111/5	4,790	65112/5	4,925
<b>48 x 48</b>	<b>2 - 4</b>	<b>Wood</b>	<b>1</b>	<b>22817/2</b>	<b>26</b>	<b>5,615</b>	<b>65121/2</b>	<b>6,080</b>	<b>65122/2</b>	<b>6,225</b>
48 x 48	2 - 4	P-Lam	1	22817/5	26	4,840	65121/5	5,325	65122/5	5,475
<b>54 x 54</b>	<b>4 - 6</b>	<b>Wood</b>	<b>1</b>	<b>22818/2</b>	<b>30</b>	<b>6,850</b>	<b>65131/2</b>	<b>7,265</b>	<b>65132/2</b>	<b>7,415</b>
54 x 54	4 - 6	P-Lam	1	22818/5	30	5,870	65131/5	6,325	65132/5	6,470
<b>60 x 60</b>	<b>6 - 8</b>	<b>Wood</b>	<b>1</b>	<b>22819/2</b>	<b>36</b>	<b>9,175</b>	<b>65141/2</b>	<b>9,535</b>	<b>65142/2</b>	<b>9,680</b>
60 x 60	6 - 8	P-Lam	1	22819/5	36	7,905	65141/5	8,315	65142/5	8,450
<b>66 x 66</b>	<b>6 - 8</b>	<b>Wood</b>	<b>2</b>	<b>22820/2</b>	<b>42</b>	<b>10,580</b>	<b>65151/2</b>	<b>10,910</b>	<b>65152/2</b>	<b>11,050</b>
66 x 66	6 - 8	P-Lam	2	22820/5	42	9,085	65151/5	9,450	65152/5	9,585
<b>72 x 72</b>	<b>6 - 8</b>	<b>Wood</b>	<b>2</b>	<b>22821/2</b>	<b>48</b>	<b>12,270</b>	<b>65161/2</b>	<b>12,550</b>	<b>65162/2</b>	<b>12,680</b>
72 x 72	6 - 8	P-Lam	2	22821/5	48	10,440	65161/5	10,765	65162/5	10,905
<b>78 x 78</b>	<b>8 - 10</b>	<b>Wood</b>	<b>2</b>	<b>22822/2</b>	<b>48</b>	<b>13,640</b>	<b>65171/2</b>	<b>13,875</b>	<b>65172/2</b>	<b>14,030</b>
78 x 78	8 - 10	P-Lam	2	22822/5	48	11,505	65171/5	11,795	65172/5	11,945
<b>84 x 84</b>	<b>8 - 10</b>	<b>Wood</b>	<b>2</b>	<b>22823/2</b>	<b>54</b>	<b>15,365</b>	<b>65181/2</b>	<b>15,550</b>	<b>65182/2</b>	<b>15,680</b>
84 x 84	8 - 10	P-Lam	2	22823/5	54	12,840	65181/5	13,100	65182/5	13,245
<b>90 x 90</b>	<b>8 - 10</b>	<b>Wood</b>	<b>2</b>	<b>22824/2</b>	<b>60</b>	<b>17,450</b>	<b>65191/2</b>	<b>17,570</b>	<b>65192/2</b>	<b>17,705</b>
90 x 90	8 - 10	P-Lam	2	22824/5	60	14,555	65191/5	14,765	65192/5	14,920
<b>96 x 96</b>	<b>10 - 12</b>	<b>Wood</b>	<b>2</b>	<b>22825/2</b>	<b>66</b>	<b>19,670</b>	<b>65201/2</b>	<b>19,725</b>	<b>65202/2</b>	<b>19,875</b>
96 x 96	10 - 12	P-Lam	2	22825/5	66	16,310	65201/5	16,465	65202/5	16,605

42" and 48" Square and Round shape tables, with a Quad base, do not have a removable panel. The table is placed on its side for installing and removing cabling and wire management. Quad base & Taper leg dimensions are shown as overall base diameter; Access base dimension is for one side of base.

Metallic Silver Paint



Mirror-Polished



\* Based on a chair width of 25".

L" x D"	Sugg Seat Capacity	Top Finish	Top Sections	Model Number	Base Size"	Taper Base List Price	Model Number	Base Size"	Taper Base List Price
<b>42 x 42</b>	<b>2 - 4</b>	<b>Wood</b>	<b>1</b>	<b>54601/2</b>	<b>26</b>	<b>5,635</b>	<b>52201/2</b>	<b>26</b>	<b>7,025</b>
42 x 42	2 - 4	P-Lam	1	54601/5	26	5,060	52201/5	26	6,445
<b>48 x 48</b>	<b>2 - 4</b>	<b>Wood</b>	<b>1</b>	<b>54602/2</b>	<b>26</b>	<b>6,430</b>	<b>52202/2</b>	<b>26</b>	<b>7,840</b>
48 x 48	2 - 4	P-Lam	1	54602/5	26	5,680	52202/5	26	7,080
<b>54 x 54</b>	<b>4 - 6</b>	<b>Wood</b>	<b>1</b>	<b>54603/2</b>	<b>30</b>	<b>7,575</b>	<b>52203/2</b>	<b>30</b>	<b>8,945</b>
54 x 54	4 - 6	P-Lam	1	54603/5	30	6,565	52203/5	30	7,935
<b>60 x 60</b>	<b>6 - 8</b>	<b>Wood</b>	<b>1</b>	<b>54604/2</b>	<b>36</b>	<b>8,795</b>	<b>52204/2</b>	<b>36</b>	<b>10,170</b>
60 x 60	6 - 8	P-Lam	1	54604/5	36	7,520	52204/5	36	8,905
<b>66 x 66</b>	<b>6 - 8</b>	<b>Wood</b>	<b>2</b>	<b>54605/2</b>	<b>42</b>	<b>10,000</b>	<b>52205/2</b>	<b>42</b>	<b>11,390</b>
66 x 66	6 - 8	P-Lam	2	54605/5	42	8,475	52205/5	42	9,885
<b>72 x 72</b>	<b>6 - 8</b>	<b>Wood</b>	<b>2</b>	<b>54606/2</b>	<b>48</b>	<b>11,490</b>	<b>52206/2</b>	<b>48</b>	<b>12,890</b>
72 x 72	6 - 8	P-Lam	2	54606/5	48	9,670	52206/5	48	11,055
<b>78 x 78</b>	<b>8 - 10</b>	<b>Wood</b>	<b>2</b>	<b>54607/2</b>	<b>48</b>	<b>12,880</b>	<b>52207/2</b>	<b>48</b>	<b>14,270</b>
78 x 78	8 - 10	P-Lam	2	54607/5	48	10,735	52207/5	48	12,120
<b>84 x 84</b>	<b>8 - 10</b>	<b>Wood</b>	<b>2</b>	<b>54608/2</b>	<b>54</b>	<b>14,465</b>	<b>52208/2</b>	<b>54</b>	<b>15,845</b>
84 x 84	8 - 10	P-Lam	2	54608/5	54	11,955	52208/5	54	13,220
<b>90 x 90</b>	<b>8 - 10</b>	<b>Wood</b>	<b>2</b>	<b>54609/2</b>	<b>60</b>	<b>16,340</b>	<b>52209/2</b>	<b>60</b>	<b>17,735</b>
90 x 90	8 - 10	P-Lam	2	54609/5	60	13,440	52209/5	60	14,820
<b>96 x 96</b>	<b>10 - 12</b>	<b>Wood</b>	<b>2</b>	<b>54610/2</b>	<b>66</b>	<b>18,270</b>	<b>52210/2</b>	<b>66</b>	<b>19,665</b>
96 x 96	10 - 12	P-Lam	2	54610/5	66	14,910	52210/5	66	16,305

# VOX® CONFERENCE TABLES

ROUND SHAPE

Design Mark Müller

QUAD BASE



ACCESS BASE



TAPER LEGS



Specify edge type; add the two letter code after the model number.



Facet Edge (FC)



Taper Edge (TE)

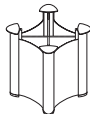


Flowform Edge (FF)  
5% upcharge  
laminated not available



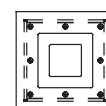
Camber Edge (CE)  
5% upcharge  
laminated not available

Anodized Aluminum Base Ends

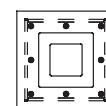


Single Square Access Base

No Trim



With Anodized Aluminum Trim

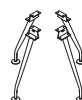


\* Based on a chair width of 25".

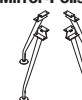
L" x D"	Sugg Seat Capacity	Top Finish	Top Sections	Model Number	Base Size'	Quad Base List Price	Model Number	Access Base List Price	Model Number	Access Base List Price
<b>42 dia.</b>	<b>3 - 5</b>	<b>Wood</b>	<b>1</b>	<b>22802/2</b>	<b>26</b>	<b>4,965</b>	<b>65211/2</b>	<b>5,455</b>	<b>65212/2</b>	<b>5,590</b>
42 dia.	3 - 5	P-Lam	1	22802/5	26	4,360	65211/5	4,865	65212/5	5,010
<b>48 dia.</b>	<b>3 - 5</b>	<b>Wood</b>	<b>1</b>	<b>22803/2</b>	<b>26</b>	<b>5,755</b>	<b>65221/2</b>	<b>6,225</b>	<b>65222/2</b>	<b>6,355</b>
48 dia.	3 - 5	P-Lam	1	22803/5	26	4,965	65221/5	5,455	65222/5	5,590
<b>54 dia.</b>	<b>4 - 6</b>	<b>Wood</b>	<b>1</b>	<b>22804/2</b>	<b>30</b>	<b>7,055</b>	<b>65231/2</b>	<b>7,485</b>	<b>65232/2</b>	<b>7,635</b>
54 dia.	4 - 6	P-Lam	1	22804/5	30	6,025	65231/5	6,495	65232/5	6,630
<b>60 dia.</b>	<b>5 - 7</b>	<b>Wood</b>	<b>1</b>	<b>22805/2</b>	<b>36</b>	<b>9,440</b>	<b>65241/2</b>	<b>9,795</b>	<b>65242/2</b>	<b>9,940</b>
60 dia.	5 - 7	P-Lam	1	22805/5	36	8,120	65241/5	8,520	65242/5	8,655
<b>66 dia.</b>	<b>5 - 7</b>	<b>Wood</b>	<b>2</b>	<b>22806/2</b>	<b>42</b>	<b>10,910</b>	<b>65251/2</b>	<b>11,225</b>	<b>65252/2</b>	<b>11,375</b>
66 dia.	5 - 7	P-Lam	2	22806/5	42	9,330	65251/5	9,695	65252/5	9,835
<b>72 dia.</b>	<b>6 - 8</b>	<b>Wood</b>	<b>2</b>	<b>22807/2</b>	<b>48</b>	<b>12,665</b>	<b>65261/2</b>	<b>12,930</b>	<b>65262/2</b>	<b>13,065</b>
72 dia.	6 - 8	P-Lam	2	22807/5	48	10,755	65261/5	11,080	65262/5	11,215
<b>78 dia.</b>	<b>7 - 9</b>	<b>Wood</b>	<b>2</b>	<b>22808/2</b>	<b>48</b>	<b>14,125</b>	<b>65271/2</b>	<b>14,330</b>	<b>65272/2</b>	<b>14,490</b>
78 dia.	7 - 9	P-Lam	2	22808/5	48	11,860	65271/5	12,150	65272/5	12,300
<b>84 dia.</b>	<b>8 - 10</b>	<b>Wood</b>	<b>2</b>	<b>22809/2</b>	<b>54</b>	<b>15,910</b>	<b>65281/2</b>	<b>16,085</b>	<b>65282/2</b>	<b>16,230</b>
84 dia.	8 - 10	P-Lam	2	22809/5	54	13,280	65281/5	13,525	65282/5	13,665
<b>90 dia.</b>	<b>8 - 10</b>	<b>Wood</b>	<b>2</b>	<b>22810/2</b>	<b>60</b>	<b>18,100</b>	<b>65291/2</b>	<b>18,210</b>	<b>65292/2</b>	<b>18,340</b>
90 dia.	8 - 10	P-Lam	2	22810/5	60	15,045	65291/5	15,240	65292/5	15,385
<b>96 dia.</b>	<b>9 - 11</b>	<b>Wood</b>	<b>2</b>	<b>22811/2</b>	<b>66</b>	<b>20,390</b>	<b>65301/2</b>	<b>20,420</b>	<b>65302/2</b>	<b>20,565</b>
96 dia.	9 - 11	P-Lam	2	22811/5	66	16,855	65301/5	17,000	65302/5	17,140

42" and 48" Square and Round shape tables, with a Quad base, do not have a removable panel. The table is placed on its side for installing and removing cabling and wire management. Quad base & Taper leg dimensions are shown as overall base diameter; Access base dimension is for one side of base.

Metallic Silver Paint



Mirror-Polished

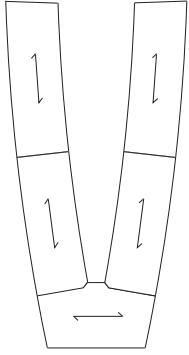


\* Based on a chair width of 25".

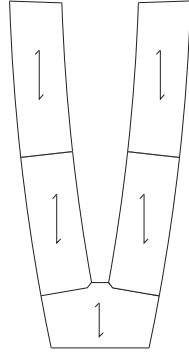
L" x D"	Sugg Seat Capacity	Top Finish	Top Sections	Model Number	Base Size'	Taper Base List Price	Model Number	Base Size"	Taper Base List Price
<b>42 dia.</b>	<b>3 - 5</b>	<b>Wood</b>	<b>1</b>	<b>54701/2</b>	<b>26</b>	<b>5,755</b>	<b>52401/2</b>	<b>26</b>	<b>7,155</b>
42 dia.	3 - 5	P-Lam	1	54701/5	26	5,155	52401/5	26	6,550
<b>48 dia.</b>	<b>3 - 5</b>	<b>Wood</b>	<b>1</b>	<b>54702/2</b>	<b>26</b>	<b>6,600</b>	<b>52402/2</b>	<b>26</b>	<b>7,975</b>
48 dia.	3 - 5	P-Lam	1	54702/5	26	5,805	52402/5	26	7,200
<b>54 dia.</b>	<b>4 - 6</b>	<b>Wood</b>	<b>1</b>	<b>54703/2</b>	<b>30</b>	<b>7,780</b>	<b>52403/2</b>	<b>30</b>	<b>9,135</b>
54 dia.	4 - 6	P-Lam	1	54703/5	30	6,745	52403/5	30	8,120
<b>60 dia.</b>	<b>5 - 7</b>	<b>Wood</b>	<b>1</b>	<b>54704/2</b>	<b>36</b>	<b>9,070</b>	<b>52404/2</b>	<b>36</b>	<b>10,440</b>
60 dia.	5 - 7	P-Lam	1	54704/5	36	7,730	52404/5	36	9,115
<b>66 dia.</b>	<b>5 - 7</b>	<b>Wood</b>	<b>2</b>	<b>54705/2</b>	<b>42</b>	<b>10,325</b>	<b>52405/2</b>	<b>42</b>	<b>11,725</b>
66 dia.	5 - 7	P-Lam	2	54705/5	42	8,735	52405/5	42	10,135
<b>72 dia.</b>	<b>6 - 8</b>	<b>Wood</b>	<b>2</b>	<b>54706/2</b>	<b>48</b>	<b>11,895</b>	<b>52406/2</b>	<b>48</b>	<b>13,285</b>
72 dia.	6 - 8	P-Lam	2	54706/5	48	9,970	52406/5	48	11,360
<b>78 dia.</b>	<b>7 - 9</b>	<b>Wood</b>	<b>2</b>	<b>54707/2</b>	<b>48</b>	<b>13,355</b>	<b>52407/2</b>	<b>48</b>	<b>14,740</b>
78 dia.	7 - 9	P-Lam	2	54707/5	48	11,105	52407/5	48	12,485
<b>84 dia.</b>	<b>8 - 10</b>	<b>Wood</b>	<b>2</b>	<b>54708/2</b>	<b>54</b>	<b>15,005</b>	<b>52408/2</b>	<b>54</b>	<b>16,395</b>
84 dia.	8 - 10	P-Lam	2	54708/5	54	12,380	52408/5	54	13,755
<b>90 dia.</b>	<b>8 - 10</b>	<b>Wood</b>	<b>2</b>	<b>54709/2</b>	<b>60</b>	<b>17,000</b>	<b>52409/2</b>	<b>60</b>	<b>18,385</b>
90 dia.	8 - 10	P-Lam	2	54709/5	60	13,925	52409/5	60	15,320
<b>96 dia.</b>	<b>9 - 11</b>	<b>Wood</b>	<b>2</b>	<b>54710/2</b>	<b>66</b>	<b>19,000</b>	<b>52410/2</b>	<b>66</b>	<b>20,370</b>
96 dia.	9 - 11	P-Lam	2	54710/5	66	15,450	52410/5	66	16,840

# VENEER LAYOUT OPTIONS FOR VOX<sup>®</sup> CONFERENCE TABLES

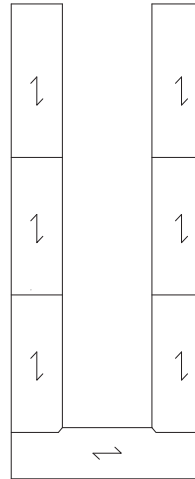
CONGRESS™ SHAPE, OPEN VISTA™ SHAPE AND ARENA™ SHAPE TABLES



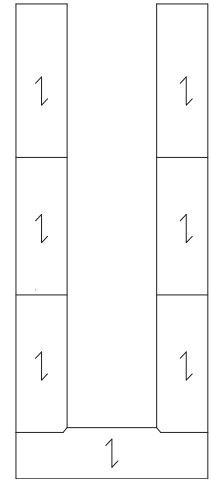
Vista Shape (open)  
Standard Flat Cut  
Book-Matched



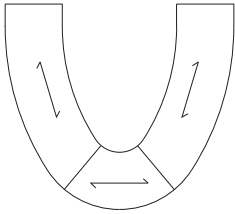
Vista Shape (open)  
In-Line Veneer  
Book-Matched  
**15% Upcharge**



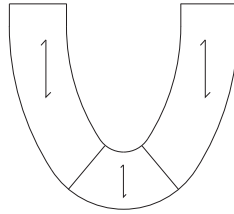
Congress Shape (open)  
Standard Flat Cut  
Book-Matched



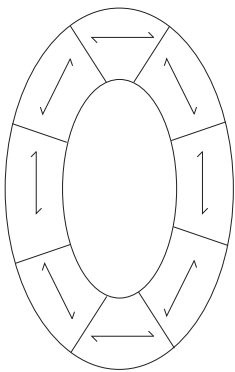
Congress Shape (open)  
In-Line Veneer  
Book-Matched  
**15% Upcharge**



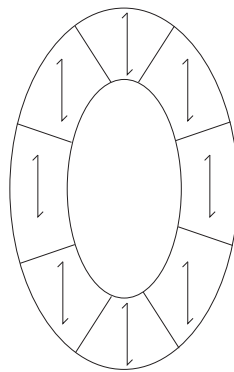
Arena Shape (open)  
Standard Flat Cut  
Book-Matched



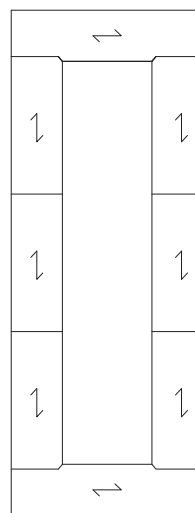
Arena Shape (open)  
In-Line Veneer  
Book-Matched  
**15% Upcharge**



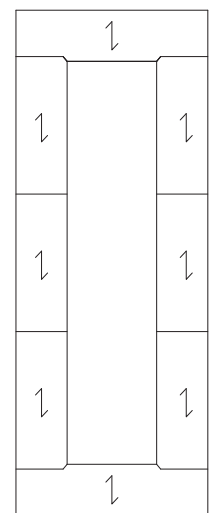
Arena Shape (closed)  
Standard Flat Cut  
Book-Matched



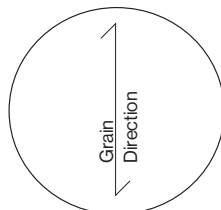
Arena Shape (closed)  
In-Line Veneer  
Book-Matched  
**15% Upcharge**



Congress Shape (closed)  
Standard Flat Cut  
Book-Matched



Congress Shape (closed)  
In-Line Veneer  
Book-Matched  
**15% Upcharge**



For standard veneer patterns and finishes refer to page 8 for full details.

# VOX® CONFERENCE TABLES

## CONGRESS™ SHAPE (OPEN)


TAPER BASE



Specify edge type; add the two letter code after the model number.



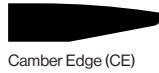
Facet Edge (FC)



Taper Edge (TE)



Flowform Edge (FF)  
5% upcharge  
laminates not available



Camber Edge (CE)  
5% upcharge  
laminates not available

Metallic Silver Paint



\* Based on a chair width of 25".

### Partial Wood Modesty Panel

### Partial Aluminum Modesty Panel

L" x D"	Sugg Seat Capacity	Top Finish	Top Sections	Number of Bases-Size	Model Number	Taper Base List Price	Model Number	Taper Base List Price
<b>130 x 96</b>	<b>11</b>	<b>Wood</b>	<b>3</b>	<b>4-24</b>	<b>55201/2</b>	<b>21,655</b>	<b>54551/2</b>	<b>22,105</b>
130 x 96	11	P-Lam	3	4-24	55201/5	18,410	54551/5	18,875
<b>162 x 96</b>	<b>13</b>	<b>Wood</b>	<b>5</b>	<b>6-24</b>	<b>55202/2</b>	<b>28,220</b>	<b>54552/2</b>	<b>28,735</b>
162 x 96	13	P-Lam	5	6-24	55202/5	24,175	54552/5	24,730
<b>211 x 96</b>	<b>17</b>	<b>Wood</b>	<b>5</b>	<b>6-24</b>	<b>55203/2</b>	<b>34,205</b>	<b>54553/2</b>	<b>34,965</b>
211 x 96	17	P-Lam	5	6-24	55203/5	29,085	54553/5	29,860
<b>297 x 96</b>	<b>23</b>	<b>Wood</b>	<b>7</b>	<b>8-24</b>	<b>55204/2</b>	<b>47,290</b>	<b>54554/2</b>	<b>48,425</b>
297 x 96	23	P-Lam	7	8-24	55204/5	40,165	54554/5	41,280
<b>383 x 96</b>	<b>29</b>	<b>Wood</b>	<b>9</b>	<b>10-24</b>	<b>55205/2</b>	<b>60,190</b>	<b>54555/2</b>	<b>61,665</b>
383 x 96	29	P-Lam	9	10-24	55205/5	51,030	54555/5	52,520

Mirror-Polished



\* Based on a chair width of 25".

### Partial Wood Modesty Panel

### Partial Aluminum Modesty Panel

L" x D"	Sugg Seat Capacity	Top Finish	Top Sections	Number of Bases-Size	Model Number	Taper Base List Price	Model Number	Taper Base List Price
<b>130 x 96</b>	<b>11</b>	<b>Wood</b>	<b>3</b>	<b>4-24</b>	<b>55191/2</b>	<b>25,535</b>	<b>54541/2</b>	<b>25,990</b>
130 x 96	11	P-Lam	3	4-24	55191/5	22,290	54541/5	22,735
<b>162 x 96</b>	<b>13</b>	<b>Wood</b>	<b>5</b>	<b>6-24</b>	<b>55192/2</b>	<b>34,035</b>	<b>54542/2</b>	<b>34,570</b>
162 x 96	13	P-Lam	5	6-24	55192/5	30,005	54542/5	30,540
<b>211 x 96</b>	<b>17</b>	<b>Wood</b>	<b>5</b>	<b>6-24</b>	<b>55193/2</b>	<b>40,005</b>	<b>54543/2</b>	<b>40,790</b>
211 x 96	17	P-Lam	5	6-24	55193/5	34,890	54543/5	35,685
<b>297 x 96</b>	<b>23</b>	<b>Wood</b>	<b>7</b>	<b>8-24</b>	<b>55194/2</b>	<b>55,055</b>	<b>54544/2</b>	<b>56,190</b>
297 x 96	23	P-Lam	7	8-24	55194/5	47,915	54544/5	49,060
<b>383 x 96</b>	<b>29</b>	<b>Wood</b>	<b>9</b>	<b>10-24</b>	<b>55195/2</b>	<b>69,885</b>	<b>54545/2</b>	<b>71,345</b>
383 x 96	29	P-Lam	9	10-24	55195/5	60,730	54545/5	62,220

Table tops are 32" deep.

Modesty panel options should be selected if tables are specified with Vox® Forums.

For Access and Tower Base options contact Nienkämper Customer Service at 800.668.9318



Taper Base, partial wood modesty panel.



Taper Base, partial aluminum modesty panel.

# VOX® CONFERENCE TABLES

## CONGRESS™ SHAPE (OPEN)

TAPER BASE



Specify edge type; add the two letter code after the model number.



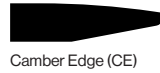
Facet Edge (FC)



Taper Edge (TE)



Flowform Edge (FF)  
5% upcharge  
lamine not available



Camber Edge (CE)  
5% upcharge  
lamine not available

Metallic Silver Paint



\* Based on a chair width of 25".

L" x D"	Sugg Seat Capacity	Top Finish	Top Sections	Number of Bases-Size	Partial Wood Modesty Panel		Partial Aluminum Modesty Panel	
					Model Number	Taper Base List Price	Model Number	Taper Base List Price
<b>130 120</b>	<b>12</b>	<b>Wood</b>	<b>3</b>	<b>5-24</b>	<b>55261/2</b>	<b>24,345</b>	<b>54651/2</b>	<b>24,850</b>
130 120	12	P-Lam	3	5-24	55261/5	20,860	54651/5	21,355
<b>162 120</b>	<b>14</b>	<b>Wood</b>	<b>5</b>	<b>7-24</b>	<b>55262/2</b>	<b>31,220</b>	<b>54652/2</b>	<b>31,835</b>
162 120	14	P-Lam	5	7-24	55262/5	26,905	54652/5	27,540
<b>211 120</b>	<b>18</b>	<b>Wood</b>	<b>5</b>	<b>7-24</b>	<b>55263/2</b>	<b>36,890</b>	<b>54653/2</b>	<b>37,735</b>
211 120	18	P-Lam	5	7-24	55263/5	31,530	54653/5	32,340
<b>297 120</b>	<b>24</b>	<b>Wood</b>	<b>7</b>	<b>9-24</b>	<b>55264/2</b>	<b>49,990</b>	<b>54654/2</b>	<b>51,160</b>
297 120	24	P-Lam	7	9-24	55264/5	42,600	54654/5	43,755
<b>383 120</b>	<b>30</b>	<b>Wood</b>	<b>9</b>	<b>11-24</b>	<b>55265/2</b>	<b>62,915</b>	<b>54655/2</b>	<b>64,415</b>
383 120	30	P-Lam	9	11-24	55265/5	53,505	54655/5	54,990

Mirror-Polished



\* Based on a chair width of 25".

L" x D"	Sugg Seat Capacity	Top Finish	Top Sections	Number of Bases-Size	Partial Wood Modesty Panel		Partial Aluminum Modesty Panel	
					Model Number	Taper Base List Price	Model Number	Taper Base List Price
<b>130 120</b>	<b>12</b>	<b>Wood</b>	<b>3</b>	<b>5-24</b>	<b>55251/2</b>	<b>29,210</b>	<b>54641/2</b>	<b>29,715</b>
130 120	12	P-Lam	3	5-24	55251/5	25,725	54641/5	26,205
<b>162 120</b>	<b>14</b>	<b>Wood</b>	<b>5</b>	<b>7-24</b>	<b>55252/2</b>	<b>37,985</b>	<b>54642/2</b>	<b>38,625</b>
162 120	14	P-Lam	5	7-24	55252/5	33,715	54642/5	34,310
<b>211 120</b>	<b>18</b>	<b>Wood</b>	<b>5</b>	<b>7-24</b>	<b>55253/2</b>	<b>43,705</b>	<b>54643/2</b>	<b>44,535</b>
211 120	18	P-Lam	5	7-24	55253/5	38,295	54643/5	39,130
<b>297 120</b>	<b>24</b>	<b>Wood</b>	<b>7</b>	<b>9-24</b>	<b>55254/2</b>	<b>58,740</b>	<b>54644/2</b>	<b>59,890</b>
297 120	24	P-Lam	7	9-24	55254/5	51,330	54644/5	52,500
<b>383 120</b>	<b>30</b>	<b>Wood</b>	<b>9</b>	<b>11-24</b>	<b>55255/2</b>	<b>73,590</b>	<b>54645/2</b>	<b>75,085</b>
383 120	30	P-Lam	9	11-24	55255/5	64,170	54645/5	65,670

Table tops are 32" deep.

Modesty panel options should be selected if tables are specified with Vox® Forums.

For Access and Tower Base options contact Nienkämper Customer Service at **800.668.9318**



Taper Base, partial wood modesty panel.

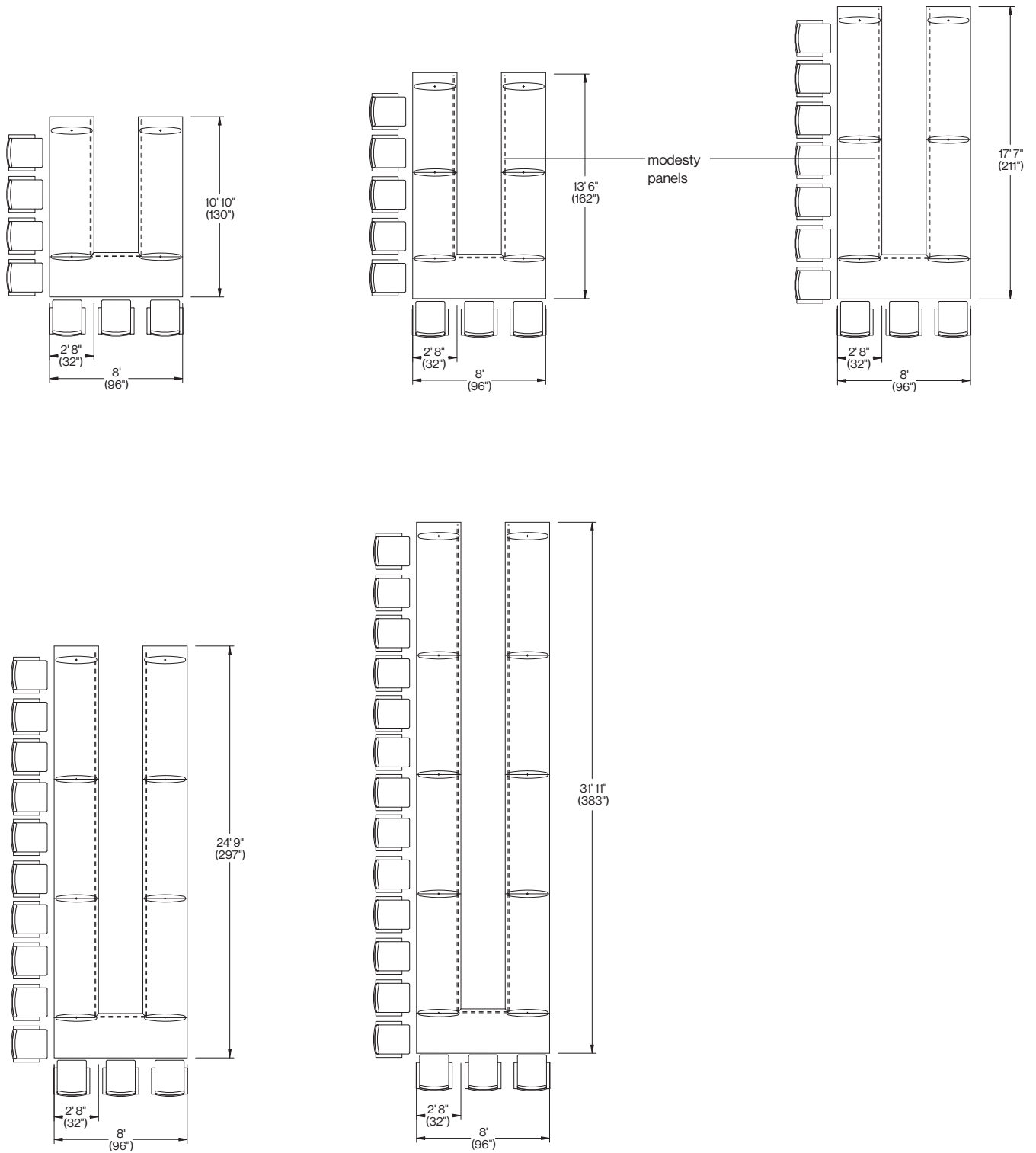


Taper Base, partial aluminum modesty panel.

# VOX® CONFERENCE TABLES - OVERVIEW

## CONGRESS™ SHAPE (OPEN)

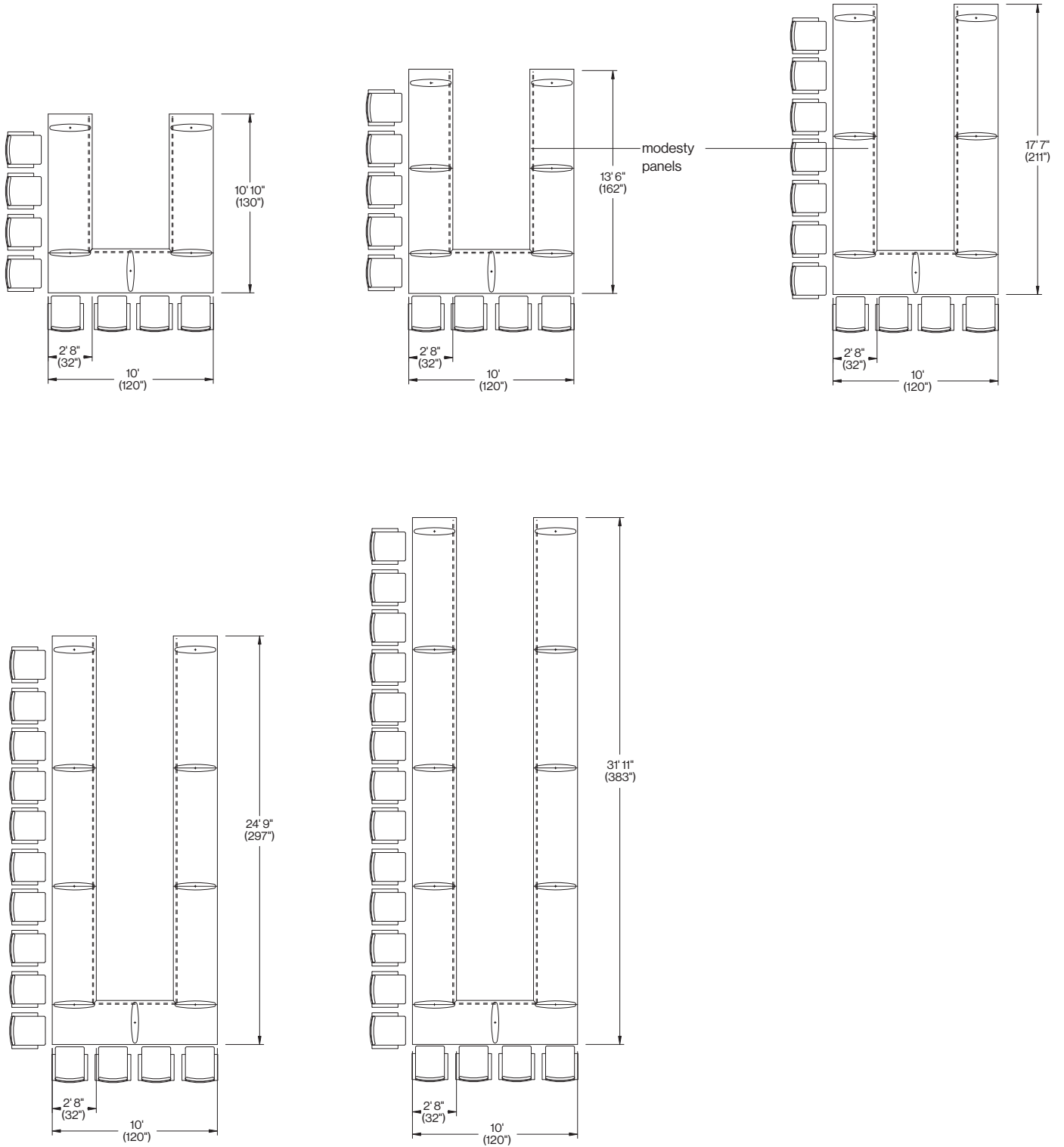
Note: Bases drawn represent all base styles.



# VOX® CONFERENCE TABLES - OVERVIEW

## CONGRESS™ SHAPE (OPEN)

Note: Bases drawn represent all base styles.



# VOX® CONFERENCE TABLES

## CONGRESS™ SHAPE (CLOSED)

T-BASE



Specify edge type; add the two letter code after the model number.



Facet Edge (FC)



Taper Edge (TE)

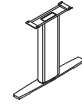


Flowform Edge (FF)  
5% upcharge  
laminare not available



Camber Edge (CE)  
5% upcharge  
laminare not available

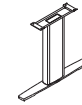
Anodized Aluminum



\* Based on a chair width of 25".

L" x D"	Sugg Seat Capacity	Top Finish	Top Sections	Number of Bases-Size	Partial Wood Modesty Panel		Partial Aluminum Modesty Panel	
					Model Number	T-Base List Price	Model Number	T-Base List Price
<b>120 x 120</b>	<b>16</b>	<b>Wood</b>	<b>4</b>	<b>6-24</b>	<b>55161/2</b>	<b>27,175</b>	<b>53171/2</b>	<b>27,635</b>
120 x 120	16	P-Lam	4	6-24	55161/5	23,125	53171/5	23,580
<b>144 x 120</b>	<b>18</b>	<b>Wood</b>	<b>4</b>	<b>6-24</b>	<b>55162/2</b>	<b>30,085</b>	<b>53172/2</b>	<b>30,645</b>
144 x 120	18	P-Lam	4	6-24	55162/5	25,515	53172/5	26,080
<b>182 x 120</b>	<b>20</b>	<b>Wood</b>	<b>6</b>	<b>8-24</b>	<b>55163/2</b>	<b>36,745</b>	<b>53173/2</b>	<b>37,440</b>
182 x 120	20	P-Lam	6	8-24	55163/5	31,350	53173/5	32,050
<b>230 x 120</b>	<b>24</b>	<b>Wood</b>	<b>6</b>	<b>8-24</b>	<b>55164/2</b>	<b>42,420</b>	<b>53174/2</b>	<b>43,320</b>
230 x 120	24	P-Lam	6	8-24	55164/5	35,945	53174/5	36,875
<b>316 x 120</b>	<b>30</b>	<b>Wood</b>	<b>8</b>	<b>10-24</b>	<b>55165/2</b>	<b>54,640</b>	<b>53175/2</b>	<b>55,870</b>
316 x 120	30	P-Lam	8	10-24	55165/5	46,325	53175/5	47,535
<b>402 x 120</b>	<b>36</b>	<b>Wood</b>	<b>10</b>	<b>12-24</b>	<b>55166/2</b>	<b>67,045</b>	<b>53176/2</b>	<b>67,910</b>
402 x 120	36	P-Lam	10	12-24	55166/5	56,790	53176/5	57,690

Mirror-Polished



\* Based on a chair width of 25".

L" x D"	Sugg Seat Capacity	Top Finish	Top Sections	Number of Bases-Size	Partial Wood Modesty Panel		Partial Aluminum Modesty Panel	
					Model Number	T-Base List Price	Model Number	T-Base List Price
<b>120 x 120</b>	<b>16</b>	<b>Wood</b>	<b>4</b>	<b>6-24</b>	<b>55151/2</b>	<b>33,110</b>	<b>53161/2</b>	<b>33,555</b>
120 x 120	16	P-Lam	4	6-24	55151/5	29,075	53161/5	29,495
<b>144 x 120</b>	<b>18</b>	<b>Wood</b>	<b>4</b>	<b>6-24</b>	<b>55152/2</b>	<b>36,035</b>	<b>53162/2</b>	<b>36,595</b>
144 x 120	18	P-Lam	4	6-24	55152/5	31,445	53162/5	32,000
<b>182 x 120</b>	<b>20</b>	<b>Wood</b>	<b>6</b>	<b>8-24</b>	<b>55153/2</b>	<b>44,635</b>	<b>53163/2</b>	<b>45,330</b>
182 x 120	20	P-Lam	6	8-24	55153/5	39,270	53163/5	39,970
<b>230 x 120</b>	<b>24</b>	<b>Wood</b>	<b>6</b>	<b>8-24</b>	<b>55154/2</b>	<b>50,325</b>	<b>53164/2</b>	<b>51,240</b>
230 x 120	24	P-Lam	6	8-24	55154/5	43,855	53164/5	44,780
<b>316 x 120</b>	<b>30</b>	<b>Wood</b>	<b>8</b>	<b>10-24</b>	<b>55155/2</b>	<b>64,530</b>	<b>53165/2</b>	<b>65,750</b>
316 x 120	30	P-Lam	8	10-24	55155/5	56,200	53165/5	57,430
<b>402 x 120</b>	<b>36</b>	<b>Wood</b>	<b>10</b>	<b>12-24</b>	<b>55156/2</b>	<b>78,910</b>	<b>53166/2</b>	<b>79,790</b>
402 x 120	36	P-Lam	10	12-24	55156/5	68,680	53166/5	69,550



T-Base, partial wood modesty panel.



T-Base, partial aluminum modesty panel.

Table tops are 32" deep.

Modesty panel options should be selected if tables are specified with Vox® Forums.

For Access and Tower Base options contact Nienkämper Customer Service at **800.668.9318**

# VOX® CONFERENCE TABLES

## CONGRESS™ SHAPE (CLOSED)

TAPER BASE



Specify edge type; add the two letter code after the model number.



Facet Edge (FC)



Taper Edge (TE)



Flowform Edge (FF)  
5% upcharge  
laminates not available



Camber Edge (CE)  
5% upcharge  
laminates not available

Metallic Silver Paint



\* Based on a chair width of 25".

### Partial Wood Modesty Panel

### Partial Aluminum Modesty Panel

L" x D"	Sugg Seat Capacity	Top Finish	Top Sections	Number of Bases-Size	Model Number	Taper Base List Price	Model Number	Taper Base List Price
<b>120 x 96</b>	<b>14</b>	<b>Wood</b>	<b>4</b>	<b>4-24</b>	<b>55081/2</b>	<b>22,250</b>	<b>53051/2</b>	<b>22,630</b>
120 x 96	14	P-Lam	4	4-24	55081/5	18,760	53051/5	19,120
<b>144 x 96</b>	<b>16</b>	<b>Wood</b>	<b>4</b>	<b>4-24</b>	<b>55082/2</b>	<b>25,020</b>	<b>53052/2</b>	<b>25,490</b>
144 x 96	16	P-Lam	4	4-24	55082/5	20,985	53052/5	21,435
<b>182 x 96</b>	<b>18</b>	<b>Wood</b>	<b>6</b>	<b>6-24</b>	<b>55083/2</b>	<b>32,085</b>	<b>53053/2</b>	<b>32,690</b>
182 x 96	18	P-Lam	6	6-24	55083/5	27,250	53053/5	27,870
<b>230 x 96</b>	<b>22</b>	<b>Wood</b>	<b>6</b>	<b>6-24</b>	<b>55084/2</b>	<b>37,620</b>	<b>53054/2</b>	<b>38,415</b>
230 x 96	22	P-Lam	6	6-24	55084/5	31,695	53054/5	32,495
<b>316 x 96</b>	<b>28</b>	<b>Wood</b>	<b>8</b>	<b>8-24</b>	<b>55085/2</b>	<b>50,375</b>	<b>53055/2</b>	<b>51,490</b>
316 x 96	28	P-Lam	8	8-24	55085/5	42,545	53055/5	43,720
<b>402 x 96</b>	<b>34</b>	<b>Wood</b>	<b>10</b>	<b>10-24</b>	<b>55086/2</b>	<b>62,925</b>	<b>53056/2</b>	<b>64,410</b>
402 x 96	34	P-Lam	10	10-24	55086/5	53,230	53056/5	54,725

Mirror-Polished



\* Based on a chair width of 25".

### Partial Wood Modesty Panel

### Partial Aluminum Modesty Panel

L" x D"	Sugg Seat Capacity	Top Finish	Top Sections	Number of Bases-Size	Model Number	Taper Base List Price	Model Number	Taper Base List Price
<b>120 x 96</b>	<b>14</b>	<b>Wood</b>	<b>4</b>	<b>4-24</b>	<b>55071/2</b>	<b>26,115</b>	<b>53041/2</b>	<b>26,495</b>
120 x 96	14	P-Lam	4	4-24	55071/5	22,645	53041/5	22,970
<b>144 x 96</b>	<b>16</b>	<b>Wood</b>	<b>4</b>	<b>4-24</b>	<b>55072/2</b>	<b>28,890</b>	<b>53042/2</b>	<b>29,350</b>
144 x 96	16	P-Lam	4	4-24	55072/5	24,850	53042/5	25,300
<b>182 x 96</b>	<b>18</b>	<b>Wood</b>	<b>6</b>	<b>6-24</b>	<b>55073/2</b>	<b>37,915</b>	<b>53043/2</b>	<b>38,505</b>
182 x 96	18	P-Lam	6	6-24	55073/5	33,055	53043/5	33,670
<b>230 x 96</b>	<b>22</b>	<b>Wood</b>	<b>6</b>	<b>6-24</b>	<b>55074/2</b>	<b>43,450</b>	<b>53044/2</b>	<b>44,215</b>
230 x 96	22	P-Lam	6	6-24	55074/5	37,530	53044/5	38,310
<b>316 x 96</b>	<b>28</b>	<b>Wood</b>	<b>8</b>	<b>8-24</b>	<b>55075/2</b>	<b>58,105</b>	<b>53045/2</b>	<b>59,255</b>
316 x 96	28	P-Lam	8	8-24	55075/5	50,295	53045/5	51,460
<b>402 x 96</b>	<b>34</b>	<b>Wood</b>	<b>10</b>	<b>10-24</b>	<b>55076/2</b>	<b>72,615</b>	<b>53046/2</b>	<b>74,105</b>
402 x 96	34	P-Lam	10	10-24	55076/5	62,925	53046/5	64,410



Taper Base, partial wood modesty panel.



Taper Base, partial aluminum modesty panel

Table tops are 32" deep.

Modesty panel options should be selected if tables are specified with Vox® Forums.

For Access and Tower Base options contact Nienkämper Customer Service at **800.668.9318**

# VOX® CONFERENCE TABLES

## CONGRESS™ SHAPE (CLOSED)

TAPER BASE



Specify edge type; add the two letter code after the model number.



Facet Edge (FC)



Taper Edge (TE)



Flowform Edge (FF)  
5% upcharge  
laminated not available



Camber Edge (CE)  
5% upcharge  
laminated not available

Metallic Silver Paint



\* Based on a chair width of 25".

### Partial Wood Modesty Panel

### Partial Aluminum Modesty Panel

L" x D"	Sugg Seat Capacity	Top Finish	Top Sections	Number of Bases-Size	Model Number	Taper Base List Price	Model Number	Taper Base List Price
<b>120 x 120</b>	<b>16</b>	<b>Wood</b>	<b>4</b>	<b>6-24</b>	<b>55141/2</b>	<b>27,770</b>	<b>53151/2</b>	<b>28,220</b>
120 x 120	16	P-Lam	4	6-24	55141/5	23,720	53151/5	24,165
<b>144 x 120</b>	<b>18</b>	<b>Wood</b>	<b>4</b>	<b>6-24</b>	<b>55142/2</b>	<b>30,670</b>	<b>53152/2</b>	<b>31,240</b>
144 x 120	18	P-Lam	4	6-24	55142/5	26,105	53152/5	26,650
<b>182 x 120</b>	<b>20</b>	<b>Wood</b>	<b>6</b>	<b>8-24</b>	<b>55143/2</b>	<b>37,530</b>	<b>53153/2</b>	<b>38,215</b>
182 x 120	20	P-Lam	6	8-24	55143/5	32,130	53153/5	32,825
<b>230 x 120</b>	<b>24</b>	<b>Wood</b>	<b>6</b>	<b>8-24</b>	<b>55144/2</b>	<b>43,215</b>	<b>53154/2</b>	<b>44,125</b>
230 x 120	24	P-Lam	6	8-24	55144/5	36,745	53154/5	37,640
<b>316 x 120</b>	<b>30</b>	<b>Wood</b>	<b>8</b>	<b>10-24</b>	<b>55145/2</b>	<b>55,625</b>	<b>53155/2</b>	<b>56,855</b>
316 x 120	30	P-Lam	8	10-24	55145/5	47,290	53155/5	48,525
<b>402 x 120</b>	<b>36</b>	<b>Wood</b>	<b>10</b>	<b>12-24</b>	<b>55146/2</b>	<b>68,220</b>	<b>53156/2</b>	<b>69,105</b>
402 x 120	36	P-Lam	10	12-24	55146/5	57,970	53156/5	58,875

Mirror-Polished



\* Based on a chair width of 25".

### Partial Wood Modesty Panel

### Partial Aluminum Modesty Panel

L" x D"	Sugg Seat Capacity	Top Finish	Top Sections	Number of Bases-Size	Model Number	Taper Base List Price	Model Number	Taper Base List Price
<b>120 x 120</b>	<b>16</b>	<b>Wood</b>	<b>4</b>	<b>6-24</b>	<b>55131/2</b>	<b>33,565</b>	<b>53141/2</b>	<b>34,035</b>
120 x 120	16	P-Lam	4	6-24	55131/5	29,525	53141/5	29,975
<b>144 x 120</b>	<b>18</b>	<b>Wood</b>	<b>4</b>	<b>6-24</b>	<b>55132/2</b>	<b>36,490</b>	<b>53142/2</b>	<b>37,035</b>
144 x 120	18	P-Lam	4	6-24	55132/5	31,920	53142/5	32,480
<b>182 x 120</b>	<b>20</b>	<b>Wood</b>	<b>6</b>	<b>8-24</b>	<b>55133/2</b>	<b>45,285</b>	<b>53143/2</b>	<b>45,960</b>
182 x 120	20	P-Lam	6	8-24	55133/5	39,890	53143/5	40,585
<b>230 x 120</b>	<b>24</b>	<b>Wood</b>	<b>6</b>	<b>8-24</b>	<b>55134/2</b>	<b>50,970</b>	<b>53144/2</b>	<b>51,890</b>
230 x 120	24	P-Lam	6	8-24	55134/5	68,435	53144/5	45,410
<b>316 x 120</b>	<b>30</b>	<b>Wood</b>	<b>8</b>	<b>10-24</b>	<b>55135/2</b>	<b>65,320</b>	<b>53145/2</b>	<b>66,550</b>
316 x 120	30	P-Lam	8	10-24	55135/5	56,985	53145/5	58,200
<b>402 x 120</b>	<b>36</b>	<b>Wood</b>	<b>10</b>	<b>12-24</b>	<b>55136/2</b>	<b>79,840</b>	<b>53146/2</b>	<b>80,720</b>
402 x 120	36	P-Lam	10	12-24	55136/5	69,625	53146/5	70,500



Taper Base, partial wood modesty panel.



Taper Base, partial aluminum modesty panel.

Table tops are 32" deep.

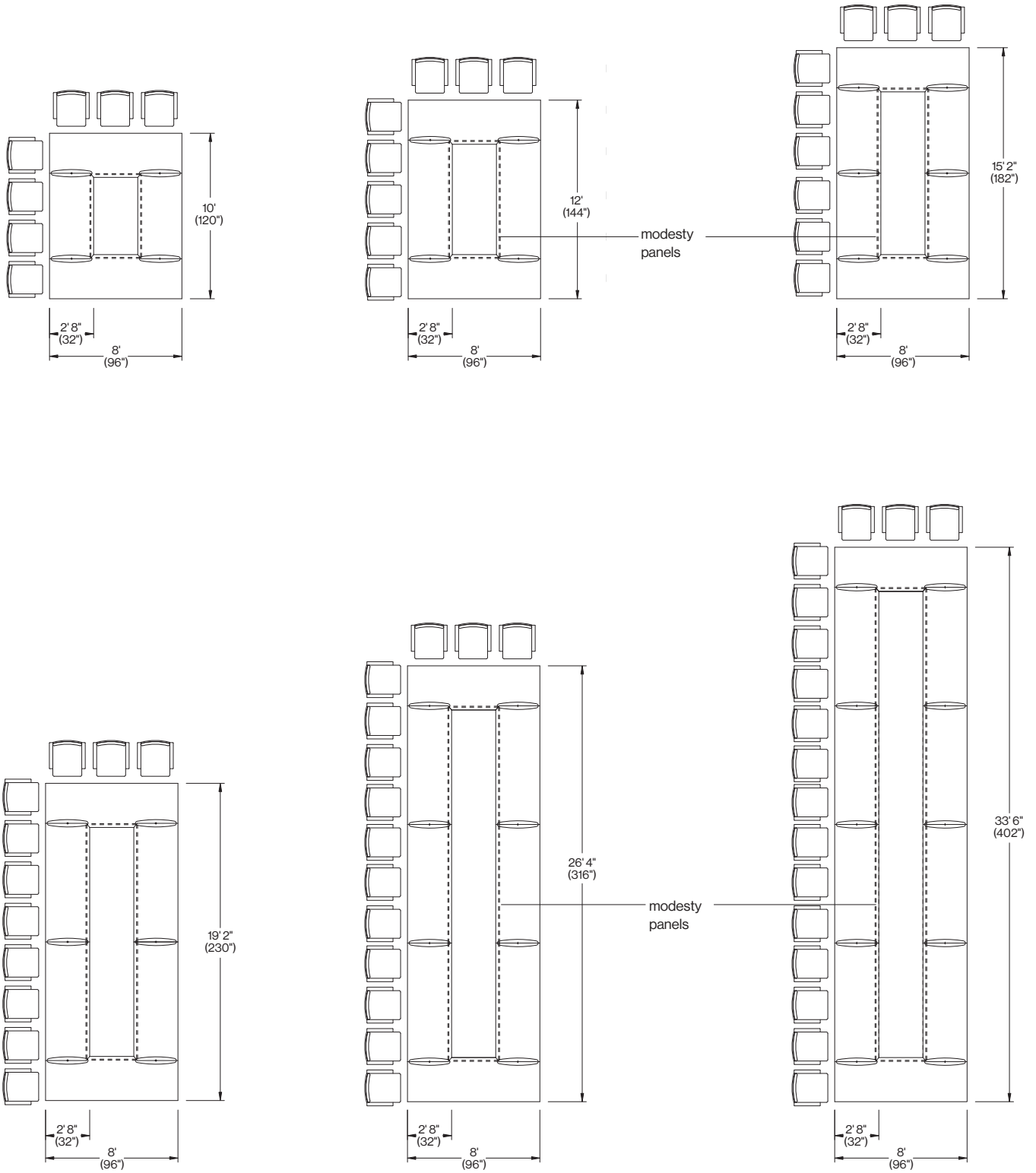
Modesty panel options should be selected if tables are specified with Vox® Forums.

For Access and Tower Base options contact Nienkämper Customer Service at **800.668.9318**

# VOX® CONFERENCE TABLES - OVERVIEW

## CONGRESS™ SHAPE (CLOSED)

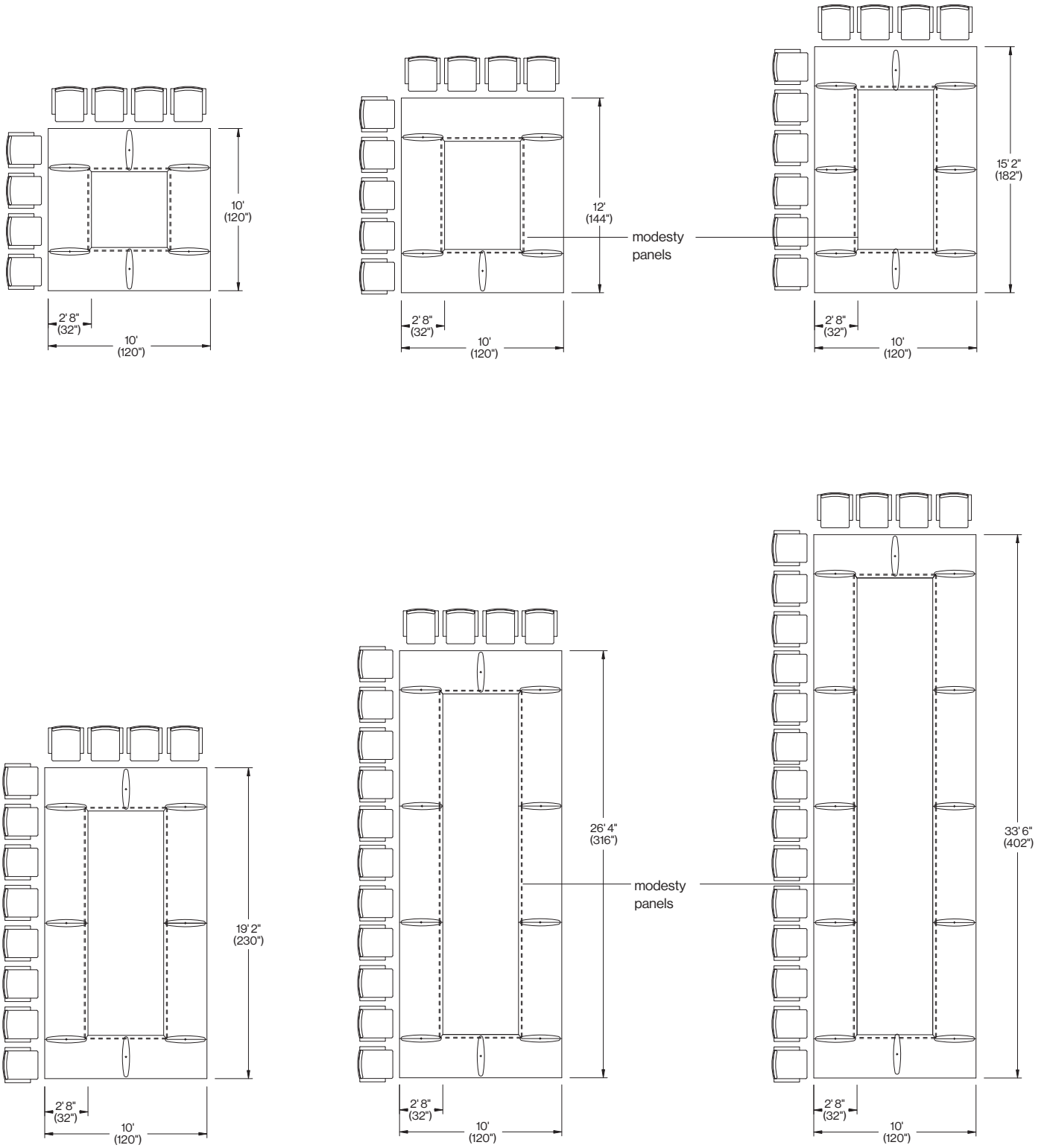
Note: Bases drawn represent all base styles.



# VOX<sup>®</sup> CONFERENCE TABLES - OVERVIEW

## CONGRESS™ SHAPE (CLOSED)

Note: Bases drawn represent all base styles.



# VOX® CONFERENCE TABLES

## VISTA™ SHAPE (OPEN)

TAPER BASE



Specify edge type; add the two letter code after the model number.



Facet Edge (FC)



Taper Edge (TE)



Flowform Edge (FF)  
5% upcharge  
laminates not available



Camber Edge (CE)  
5% upcharge  
laminates not available

Metallic Silver Paint



Partial  
Wood  
Modesty  
Panel

\* Based on a chair width of 25".

L" x D"	Sugg Seat Capacity	Top Finish	Top Sections	Number of Bases-Size	Model Number	Taper Base List Price
<b>128 60-100</b>	<b>8-10</b>	<b>Wood</b>	<b>3</b>	<b>4-24</b>	<b>55001/2</b>	<b>26,090</b>
128 60-100	8-10	P-Lam	3	4-24	55001/5	22,405
<b>213 60-111</b>	<b>14-16</b>	<b>Wood</b>	<b>5</b>	<b>6-24</b>	<b>55002/2</b>	<b>43,960</b>
213 60-111	14-16	P-Lam	5	6-24	55002/5	37,325
<b>299 60-112</b>	<b>20-22</b>	<b>Wood</b>	<b>7</b>	<b>8-24</b>	<b>55003/2</b>	<b>58,430</b>
299 60-112	20-22	P-Lam	7	8-24	55003/5	49,720
<b>384 66-144</b>	<b>26-28</b>	<b>Wood</b>	<b>9</b>	<b>10-24</b>	<b>55004/2</b>	<b>75,210</b>
384 66-144	26-28	P-Lam	9	10-24	55004/5	63,920
<b>469 66-144</b>	<b>32-34</b>	<b>Wood</b>	<b>11</b>	<b>12-24</b>	<b>55005/2</b>	<b>92,605</b>
469 66-144	32-34	P-Lam	11	12-24	55005/5	78,560

Mirror-Polished



Partial  
Wood  
Modesty  
Panel

\* Based on a chair width of 25".

L" x D"	Sugg Seat Capacity	Top Finish	Top Sections	Number of Bases-Size	Model Number	Taper Base List Price
<b>128 60-100</b>	<b>8-10</b>	<b>Wood</b>	<b>3</b>	<b>4-24</b>	<b>53001/2</b>	<b>29,970</b>
128 60-100	8-10	P-Lam	3	4-24	53001/5	26,265
<b>213 60-111</b>	<b>14-16</b>	<b>Wood</b>	<b>5</b>	<b>6-24</b>	<b>53002/2</b>	<b>49,770</b>
213 60-111	14-16	P-Lam	5	6-24	53002/5	43,140
<b>299 60-112</b>	<b>20-22</b>	<b>Wood</b>	<b>7</b>	<b>8-24</b>	<b>53003/2</b>	<b>66,195</b>
299 60-112	20-22	P-Lam	7	8-24	53003/5	57,475
<b>384 66-144</b>	<b>26-28</b>	<b>Wood</b>	<b>9</b>	<b>10-24</b>	<b>53004/2</b>	<b>84,905</b>
384 66-144	26-28	P-Lam	9	10-24	53004/5	73,605
<b>469 66-144</b>	<b>32-34</b>	<b>Wood</b>	<b>11</b>	<b>12-24</b>	<b>53005/2</b>	<b>104,255</b>
469 66-144	32-34	P-Lam	11	12-24	53005/5	90,180

Table tops are 32" deep.

Modesty panel options should be selected if tables are specified with Vox® Forums.

For Access and Tower Base options contact Nienkämper Customer Service at **800.668.9318**



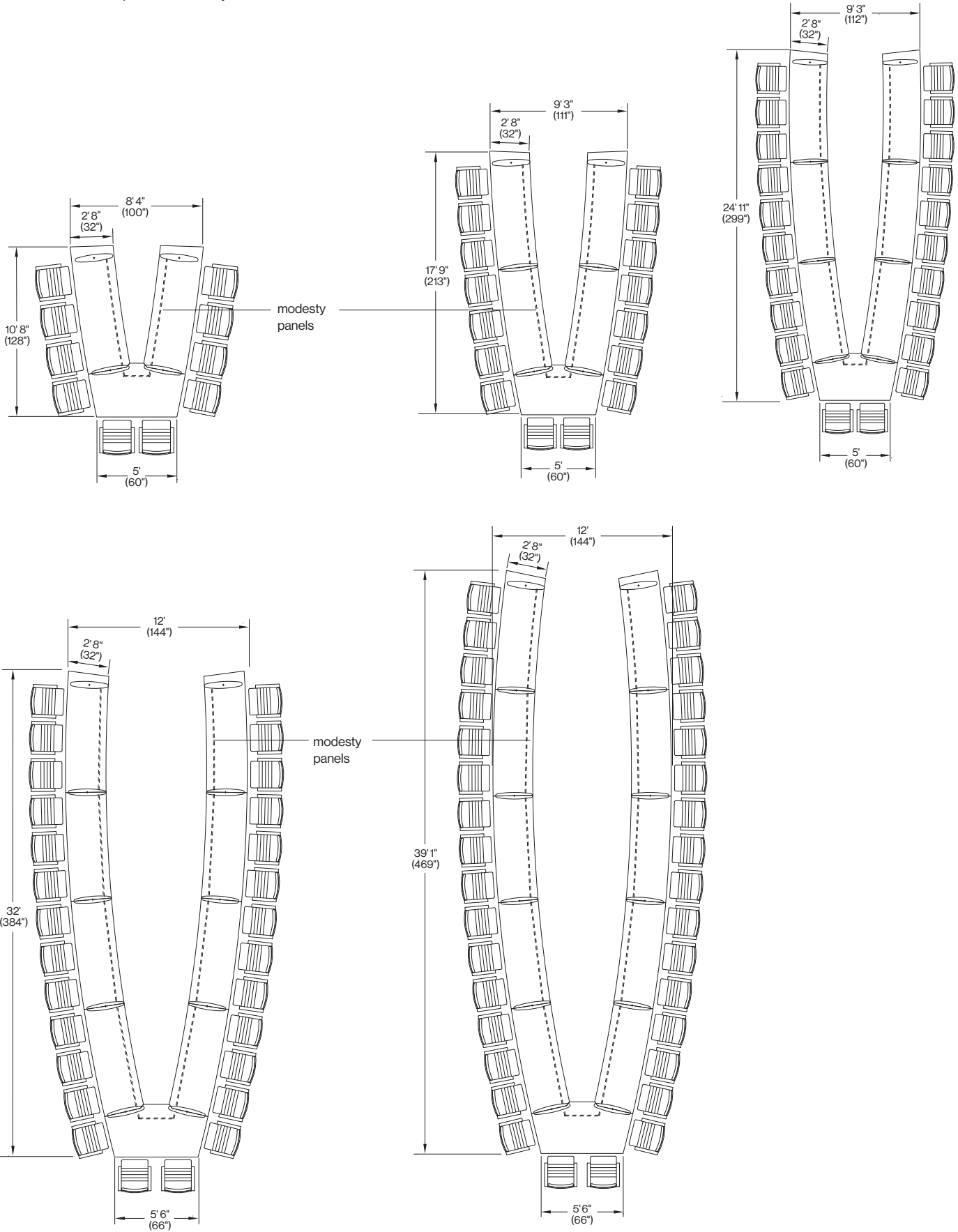
Taper Base, partial wood modesty panel.

# VOX<sup>®</sup> CONFERENCE TABLES

## VISTA™ SHAPE (OPEN)



Note: Bases drawn represent all base styles.



# VOX® CONFERENCE TABLES

## ARENA™ SHAPE (OPEN)

TAPER BASE



Specify edge type; add the two letter code after the model number.



Facet Edge (FC)



Taper Edge (TE)



Flowform Edge (FF)  
5% upcharge  
laminates not available



Camber Edge (CE)  
5% upcharge  
laminates not available

Metallic Silver Paint



Partial Wood  
Modesty Panel

\* Based on a chair width of 25".

L" x D"	Sugg Seat Capacity	Top Finish	Top Sections	Number of Bases-Size	Model Number	Taper Base List Price
<b>108 120</b>	<b>6-8</b>	<b>Wood</b>	<b>3</b>	<b>4-24</b>	<b>24761/2</b>	<b>31,565</b>
108 120	6-8	P-Lam	3	4-24	24761/5	27,660
<b>116 132</b>	<b>7-9</b>	<b>Wood</b>	<b>3</b>	<b>4-24</b>	<b>24762/2</b>	<b>35,335</b>
116 132	7-9	P-Lam	3	4-24	24762/5	30,800
<b>132 144</b>	<b>9-11</b>	<b>Wood</b>	<b>3</b>	<b>4-24</b>	<b>24763/2</b>	<b>41,055</b>
132 144	9-11	P-Lam	3	4-24	24763/5	35,615

Mirror-Polished



Partial Wood  
Modesty Panel

\* Based on a chair width of 25".

L" x D"	Sugg Seat Capacity	Top Finish	Top Sections	Number of Bases-Size	Model Number	Taper Base List Price
<b>108 120</b>	<b>6-8</b>	<b>Wood</b>	<b>3</b>	<b>4-24</b>	<b>24731/2</b>	<b>35,425</b>
108 120	6-8	P-Lam	3	4-24	24731/5	31,565
<b>116 132</b>	<b>7-9</b>	<b>Wood</b>	<b>3</b>	<b>4-24</b>	<b>24732/2</b>	<b>39,220</b>
116 132	7-9	P-Lam	3	4-24	24732/5	34,705
<b>132 144</b>	<b>9-11</b>	<b>Wood</b>	<b>3</b>	<b>4-24</b>	<b>24733/2</b>	<b>44,845</b>
132 144	9-11	P-Lam	3	4-24	24733/5	39,385

Table tops are 32" deep.

Modesty panel options should be selected if tables are specified with Vox® Forums.

For Access and Tower Base options contact Nienkämper Customer Service at **800.668.9318**



Taper Base, partial wood modesty panel.

# VOX® CONFERENCE TABLES

## ARENA™ SHAPE (CLOSED)

TAPER BASE



Specify edge type; add the two letter code after the model number.



Facet Edge (FC)



Taper Edge (TE)



Flowform Edge (FF)  
5% upcharge  
laminates not available



Camber Edge (CE)  
5% upcharge  
laminates not available

Metallic Silver Paint



Partial  
Wood  
Modesty  
Panel

\* Based on a chair width of 25".

L" x D"	Sugg Seat Capacity	Top Finish	Top Sections	Number of Bases-Size	Model Number	Taper Base List Price
<b>192 120</b>	<b>14-16</b>	<b>Wood</b>	<b>8</b>	<b>8-24</b>	<b>24764/2</b>	<b>57,945</b>
192 120	14-16	P-Lam	8	8-24	24764/5	51,125
<b>216 132</b>	<b>16-20</b>	<b>Wood</b>	<b>8</b>	<b>8-24</b>	<b>24765/2</b>	<b>62,015</b>
216 132	16-20	P-Lam	8	8-24	24765/5	54,240
<b>240 144</b>	<b>18-22</b>	<b>Wood</b>	<b>8</b>	<b>8-24</b>	<b>24766/2</b>	<b>68,750</b>
240 144	18-22	P-Lam	8	8-24	24766/5	59,965

Mirror-Polished



Partial  
Wood  
Modesty  
Panel

\* Based on a chair width of 25".

L" x D"	Sugg Seat Capacity	Top Finish	Top Sections	Number of Bases-Size	Model Number	Taper Base List Price
<b>192 120</b>	<b>14-16</b>	<b>Wood</b>	<b>8</b>	<b>8-24</b>	<b>24734/2</b>	<b>65,700</b>
192 120	14-16	P-Lam	8	8-24	24734/5	58,885
<b>216 132</b>	<b>16-20</b>	<b>Wood</b>	<b>8</b>	<b>8-24</b>	<b>24735/2</b>	<b>69,750</b>
216 132	16-20	P-Lam	8	8-24	24735/5	62,015
<b>240 144</b>	<b>18-22</b>	<b>Wood</b>	<b>8</b>	<b>8-24</b>	<b>24736/2</b>	<b>76,285</b>
240 144	18-22	P-Lam	8	8-24	24736/5	67,495

Table tops are 32" deep.

Modesty panel options should be selected if tables are specified with Vox® Forums.

For Access and Tower Base options contact Nienkämper Customer Service at **800.668.9318**



Taper Base, partial wood modesty panel.

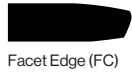
# VOX® CONFERENCE TABLES

## RACETRACK (OPEN)

T-BASE



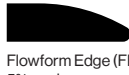
Specify edge type; add the two letter code after the model number.



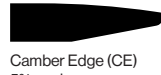
Facet Edge (FC)



Taper Edge (TE)



Flowform Edge (FF)  
5% upcharge  
laminare not available

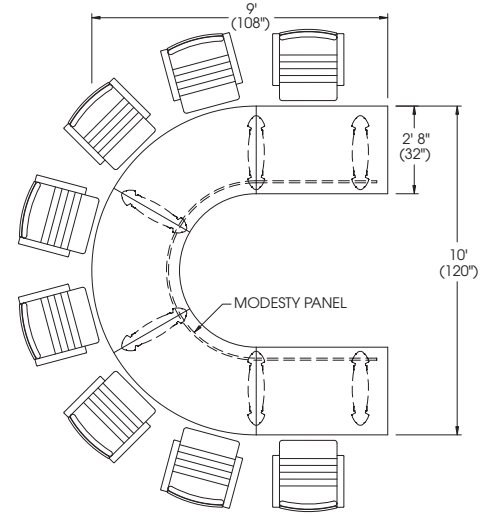


Camber Edge (CE)  
5% upcharge  
laminare not available

Anodized Aluminum



Partial Wood Modesty Panel



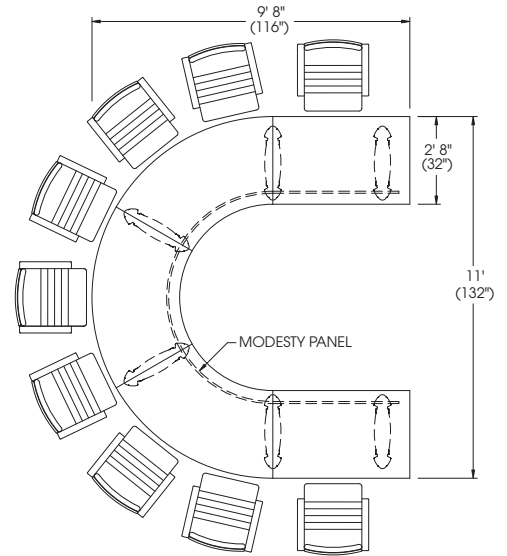
\* Based on a chair width of 25".

L" x D"	Sugg Seat Capacity	Top Finish	Top Sections	Number of Bases-Size	Model Number	T-Base List Price
<b>108 120</b>	<b>6-8</b>	<b>Wood</b>	<b>5</b>	<b>6-24</b>	<b>28324/2</b>	<b>32,520</b>
108 120	6-8	P-Lam	5	6-24	28324/5	28,755
<b>116 132</b>	<b>7-9</b>	<b>Wood</b>	<b>5</b>	<b>6-24</b>	<b>28325/2</b>	<b>36,200</b>
116 132	7-9	P-Lam	5	6-24	28325/5	31,795
<b>132 144</b>	<b>9-11</b>	<b>Wood</b>	<b>5</b>	<b>6-24</b>	<b>28326/2</b>	<b>41,560</b>
132 144	9-11	P-Lam	5	6-24	28326/5	36,285

Mirror-Polished



Partial Wood Modesty Panel



\* Based on a chair width of 25".

L" x D"	Sugg Seat Capacity	Top Finish	Top Sections	Number of Bases-Size	Model Number	T-Base List Price
<b>108 120</b>	<b>6-8</b>	<b>Wood</b>	<b>5</b>	<b>6-24</b>	<b>28321/2</b>	<b>38,335</b>
108 120	6-8	P-Lam	5	6-24	28321/5	34,570
<b>116 132</b>	<b>7-9</b>	<b>Wood</b>	<b>5</b>	<b>6-24</b>	<b>28322/2</b>	<b>42,020</b>
116 132	7-9	P-Lam	5	6-24	28322/5	37,610
<b>132 144</b>	<b>9-11</b>	<b>Wood</b>	<b>5</b>	<b>6-24</b>	<b>28323/2</b>	<b>47,310</b>
132 144	9-11	P-Lam	5	6-24	28323/5	42,020

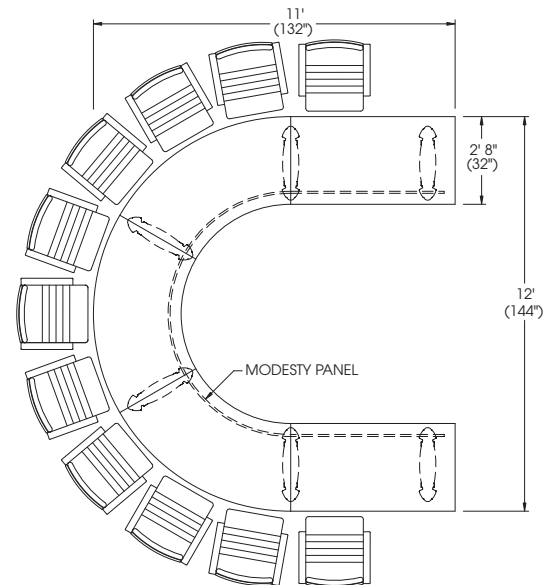
Table tops are 32" deep.

Modesty panel options should be selected if tables are specified with Vox® Forums.

For Access and Tower Base options contact Nienkämper Customer Service at **800.668.9318**



T-Base, partial wood modesty panel.



Note: Bases drawn in plan view above represent all base styles.

# VOX® CONFERENCE TABLES

## RACETRACK (CLOSED)



Specify edge type; add the two letter code after the model number.



Facet Edge (FC)



Taper Edge (TE)



Flowform Edge (FF)  
5% upcharge  
laminates not available



Camber Edge (CE)  
5% upcharge  
laminates not available

Metallic Silver Paint



### Partial Wood Modesty Panel

\* Based on a chair width of 25".

L" x D"	Sugg Seat Capacity	Top Finish	Top Sections	Number of Bases-Size	Model Number	Taper Base List Price
<b>192 120</b>	<b>6-8</b>	<b>Wood</b>	<b>8</b>	<b>8-24</b>	<b>28344/2</b>	<b>57,360</b>
192 120	6-8	P-Lam	8	8-24	28344/5	50,625
<b>216 132</b>	<b>7-9</b>	<b>Wood</b>	<b>8</b>	<b>8-24</b>	<b>28345/2</b>	<b>61,405</b>
216 132	7-9	P-Lam	8	8-24	28345/5	53,705
<b>240 144</b>	<b>9-11</b>	<b>Wood</b>	<b>8</b>	<b>8-24</b>	<b>28346/2</b>	<b>68,075</b>
240 144	9-11	P-Lam	8	8-24	28346/5	59,380

Mirror-Polished



### Partial Wood Modesty Panel

\* Based on a chair width of 25".

L" x D"	Sugg Seat Capacity	Top Finish	Top Sections	Number of Bases-Size	Model Number	Taper Base List Price
<b>192 120</b>	<b>6-8</b>	<b>Wood</b>	<b>8</b>	<b>8-24</b>	<b>28341/2</b>	<b>65,030</b>
192 120	6-8	P-Lam	8	8-24	28341/5	58,300
<b>216 132</b>	<b>7-9</b>	<b>Wood</b>	<b>8</b>	<b>8-24</b>	<b>28342/2</b>	<b>69,050</b>
216 132	7-9	P-Lam	8	8-24	28342/5	61,390
<b>240 144</b>	<b>9-11</b>	<b>Wood</b>	<b>8</b>	<b>8-24</b>	<b>28343/2</b>	<b>75,535</b>
240 144	9-11	P-Lam	8	8-24	28343/5	66,845

Table tops are 32" deep.

Modesty panel options should be selected if tables are specified with Vox® Forums.

For Access and Tower Base options contact Nienkämper Customer Service at **800.668.9318**



Taper Base, partial wood modesty panel.

### TAPER BASE

The Taper Base does not have the capability of routing or concealing cables from the floor to the table top. Nienkämper offers two Cable Conduit styles that complement the Taper Base and provide cable management. Both conduit styles are fastened to a bridging component which is then attached to the rails along the underside of the top. The entire assembly can then be easily moved along the length of the rails. It includes a counterweight at its base that can be positioned over the cable access point at floor level:

A. Expandable Cable Conduit (see page 274): This conduit expands or contracts to adapt to different cable capacities.

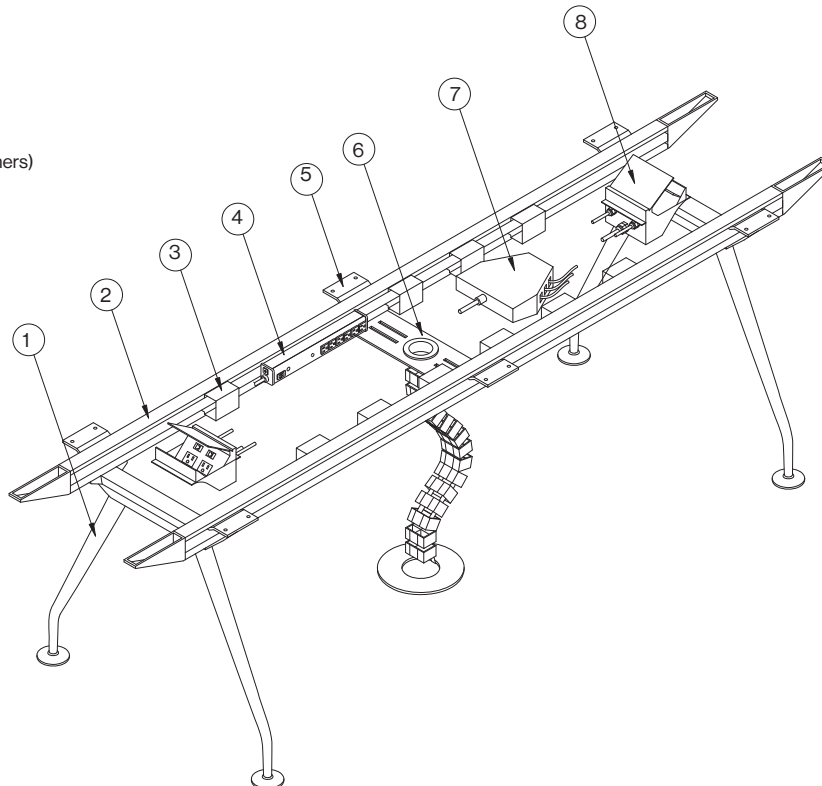
B. Linked Cable Conduit (see page 274): This conduit is comprised of a series of rectangular elements that are each divided into four cavities, which allow for the separation and management of individual wires. As an assembly it bends in a single direction, but can be rotated about its mount.

Once cabling has been routed through either one of these conduits to the underside of the top, it can be channeled and secured with Wire Management “U” Clips (supplied) which can be positioned along the length of the rail support system. Wire Management Strips are also provided, which can be adhered to the underside of the top as required.

When including a quantity of Vox Forums to be hard-wired on site, the electrician should allow for one J-Box per Forum on the underside of the top to complete site-wiring.

Voice and data cabling can also be consolidated by mounting a Data Hub (provided by others) to the underside of the table

1. Taper Base
2. Support Rail
3. Wire Management U-Clip
4. Surge Protector
5. Rail to Top Bracket
6. Linked Cable Conduit
7. Data Hub (Supplied by others)
8. Vox Forum



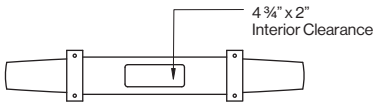
# VOX® T-BASE INTERIOR CLEARANCES

**T-Base** - This design includes a built-in vertical raceway which can be accessed from either side by removing the exterior aluminum center panels of the base. This is done by pulling the top of the panel. Reapplying the panel is equally as easy as you need only to depress it back into place. Cabling access is located directly under the center of the base in the floor. Once wires are pulled through they run into the raceway to the underside of the table. The following information gives specific dimensions for placing floor core drills or flush receptacles. The vertical raceway of the T-Base is manufactured in two different widths to accommodate small to very large tables. The larger raceway provides additional space for cable requirements. The T-Base is available in a mirror-polished or 5 anodized aluminum finishes. Detailed drawings for all standard Vox tables, including base locations, can be downloaded from [www.nienkamper.com](http://www.nienkamper.com)

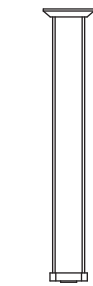
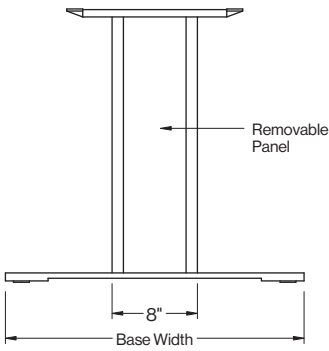
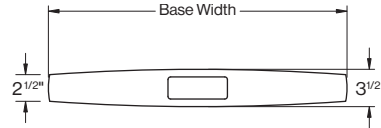
## Description

## Base Width "

### STANDARD T-BASE PLAN VIEW



- 24
- 26
- 28
- 30
- 32
- 34



END ELEVATION

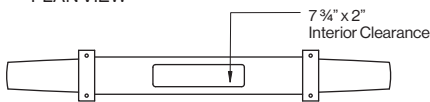
SIDE ELEVATION



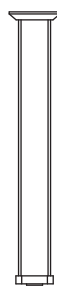
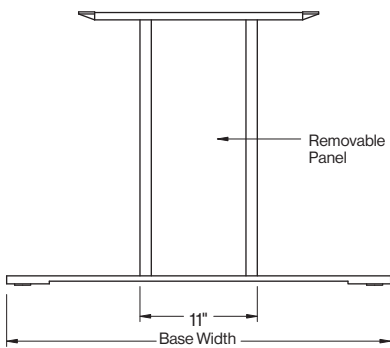
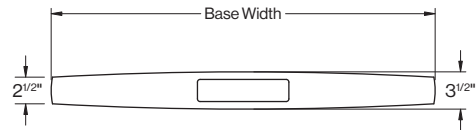
## Description

## Base Width "

### LARGE T-BASE PLAN VIEW



- 36
- 38
- 40



END ELEVATION

SIDE ELEVATION



# VOX® CONFERENCE TABLES

RECTANGLE SHAPE Design Mark Müller



Specify edge type; add the two letter code after the model number.

All Rectangular shape table sizes available with optional 6" radius "Soft" corner (must be specified at time of order)



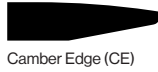
Facet Edge (FC)



Taper Edge (TE)

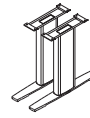


Flowform Edge (FF)  
5% upcharge  
laminare not available

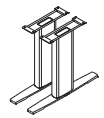


Camber Edge (CE)  
5% upcharge  
laminare not available

Anodized Aluminum



Mirror-Polished

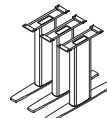


\* Based on a chair width of 25".

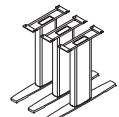
L" x D"	Sugg Seat Capacity	Top Finish	Top Sections	Model Number	Number of Bases-Size	2 T-Bases List Price	Model Number	Number of Bases-Size	2 T-Bases List Price
<b>72 x 36</b>	<b>4-6</b>	<b>Wood</b>	<b>1</b>	<b>54201/2</b>	<b>2-24</b>	<b>6,190</b>	<b>51401/2</b>	<b>2-24</b>	<b>8,145</b>
72 x 36	4-6	P-Lam	1	54201/5	2-24	5,265	51401/5	2-24	7,230
<b>78 x 38</b>	<b>4-6</b>	<b>Wood</b>	<b>1</b>	<b>54202/2</b>	<b>2-24</b>	<b>6,745</b>	<b>51402/2</b>	<b>2-24</b>	<b>8,705</b>
78 x 38	4-6	P-Lam	1	54202/5	2-24	5,680	51402/5	2-24	7,645
<b>84 x 38</b>	<b>6-8</b>	<b>Wood</b>	<b>1</b>	<b>54203/2</b>	<b>2-24</b>	<b>7,050</b>	<b>51403/2</b>	<b>2-24</b>	<b>9,025</b>
84 x 38	6-8	P-Lam	1	54203/5	2-24	5,925	51403/5	2-24	7,905
<b>84 x 42</b>	<b>6-8</b>	<b>Wood</b>	<b>1</b>	<b>54204/2</b>	<b>2-26</b>	<b>7,630</b>	<b>51404/2</b>	<b>2-26</b>	<b>9,575</b>
84 x 42	6-8	P-Lam	1	54204/5	2-26	6,380	51404/5	2-26	8,320
<b>96 x 42</b>	<b>6-8</b>	<b>Wood</b>	<b>1</b>	<b>54205/2</b>	<b>2-26</b>	<b>8,375</b>	<b>51405/2</b>	<b>2-26</b>	<b>10,310</b>
96 x 42	6-8	P-Lam	1	54205/5	2-26	6,950	51405/5	2-26	8,890
<b>96 x 48</b>	<b>6-8</b>	<b>Wood</b>	<b>1</b>	<b>54206/2</b>	<b>2-28</b>	<b>9,285</b>	<b>51406/2</b>	<b>2-28</b>	<b>11,220</b>
96 x 48	6-8	P-Lam	1	54206/5	2-28	7,640	51406/5	2-28	9,585
<b>108 x 42</b>	<b>8-10</b>	<b>Wood</b>	<b>2</b>	<b>54207/2</b>	<b>2-26</b>	<b>9,115</b>	<b>51407/2</b>	<b>2-26</b>	<b>11,055</b>
108 x 42	8-10	P-Lam	2	54207/5	2-26	7,510	51407/5	2-26	9,450
<b>108 x 48</b>	<b>8-10</b>	<b>Wood</b>	<b>2</b>	<b>54208/2</b>	<b>2-28</b>	<b>10,135</b>	<b>51408/2</b>	<b>2-28</b>	<b>12,070</b>
108 x 48	8-10	P-Lam	2	54208/5	2-28	8,310	51408/5	2-28	10,230
<b>120 x 42</b>	<b>8-10</b>	<b>Wood</b>	<b>2</b>	<b>54209/2</b>	<b>2-26</b>	<b>10,805</b>	<b>51409/2</b>	<b>2-26</b>	<b>12,780</b>
120 x 42	8-10	P-Lam	2	54209/5	2-26	9,070	51409/5	2-26	10,990
<b>120 x 48</b>	<b>8-10</b>	<b>Wood</b>	<b>2</b>	<b>54210/2</b>	<b>2-28</b>	<b>11,955</b>	<b>51410/2</b>	<b>2-28</b>	<b>13,890</b>
120 x 48	8-10	P-Lam	2	54210/5	2-28	9,915	51410/5	2-28	11,855
<b>120 x 54</b>	<b>8-10</b>	<b>Wood</b>	<b>2</b>	<b>54211/2</b>	<b>2-30</b>	<b>13,420</b>	<b>51411/2</b>	<b>2-30</b>	<b>15,490</b>
132 x 48	8-10	Wood	2	54212/2	2-28"	13,140	51412/2	2-28"	15,055
<b>132 x 54</b>	<b>8-10</b>	<b>Wood</b>	<b>2</b>	<b>54213/2</b>	<b>2-30</b>	<b>14,610</b>	<b>51413/2</b>	<b>2-30</b>	<b>16,645</b>

These models are constructed without support rails – bases are attached directly to tops.

Anodized Aluminum



Mirror-Polished



\* Based on a chair width of 25".

L" x D"	Sugg Seat Capacity	Top Finish	Top Sections	Model Number	Number of Bases-Size	3 T-Bases List Price	Model Number	Number of Bases-Size	3 T-Bases List Price
<b>144 x 48</b>	<b>10 - 12</b>	<b>Wood</b>	<b>2</b>	<b>54214/2</b>	<b>3-28</b>	<b>15,345</b>	<b>51414/2</b>	<b>3-28</b>	<b>18,235</b>
144 x 54	10 - 12	Wood	2	54215/2	3-30	17,085	51415/2	3-30	20,205
<b>144 x 60</b>	<b>10 - 12</b>	<b>Wood</b>	<b>2</b>	<b>54216/2</b>	<b>3-32</b>	<b>18,460</b>	<b>51416/2</b>	<b>3-32</b>	<b>21,590</b>
156 x 48	10 - 12	Wood	2	54217/2	3-28	16,475	51417/2	3-28	19,385
<b>156 x 54</b>	<b>12 - 14</b>	<b>Wood</b>	<b>2</b>	<b>54218/2</b>	<b>3-30</b>	<b>18,355</b>	<b>51418/2</b>	<b>3-30</b>	<b>21,465</b>
156 x 60	12 - 14	Wood	2	54219/2	3-32	19,895	51419/2	3-32	23,030
<b>156 x *66</b>	<b>12 - 14</b>	<b>Wood</b>	<b>2</b>	<b>54220/2</b>	<b>3-34</b>	<b>21,385</b>	<b>51420/2</b>	<b>3-34</b>	<b>24,660</b>
168 x 48	12 - 14	Wood	2	54221/2	3-28	18,515	51421/2	3-28	21,435
<b>168 x 54</b>	<b>12 - 14</b>	<b>Wood</b>	<b>2</b>	<b>54222/2</b>	<b>3-30</b>	<b>20,560</b>	<b>51422/2</b>	<b>3-30</b>	<b>23,665</b>
168 x 60	12 - 14	Wood	2	54223/2	3-32	22,230	51423/2	3-32	25,355
<b>168 x *66</b>	<b>12 - 14</b>	<b>Wood</b>	<b>2</b>	<b>54224/2</b>	<b>3-34</b>	<b>23,870</b>	<b>51424/2</b>	<b>3-34</b>	<b>27,170</b>

All table sizes are available with Plastic Laminate top surfaces. To specify, select the desired table size and replace /2' in the wood finish model number with /5'.

# VOX® CONFERENCE TABLES

RECTANGLE SHAPE Design Mark Müller



Specify edge type; add the two letter code after the model number.



Facet Edge (FC)



Taper Edge (TE)



Flowform Edge (FF)  
5% upcharge  
laminare not available



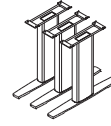
Camber Edge (CE)  
5% upcharge  
laminare not available

All Rectangular shape table sizes available with optional 6" radius "Soft" corner (must be specified at time of order)

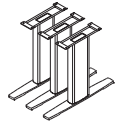
\* Based on a chair width of 25".

L" x D"	Sugg Seat Capacity	Top Finish	Top Sections	Model Number	Number of Bases-Size	3 T-Bases List Price	Model Number	Number of Bases-Size	3 T-Bases List Price
<b>180 x 48</b>	<b>12 - 14</b>	<b>Wood</b>	<b>3</b>	<b>54125/2</b>	<b>3-28</b>	<b>19,425</b>	<b>51325/2</b>	<b>3-28</b>	<b>22,340</b>
180 x 54	14 - 16	Wood	3	54126/2	3-30	21,575	51326/2	3-30	24,675
<b>180 x 60</b>	<b>14 - 16</b>	<b>Wood</b>	<b>3</b>	<b>54127/2</b>	<b>3-32</b>	<b>23,365</b>	<b>51327/2</b>	<b>3-32</b>	<b>26,500</b>
180 x 66	14 - 16	Wood	3	54128/2	3-34	25,120	51328/2	3-34	28,415
<b>180 x 72</b>	<b>14 - 16</b>	<b>Wood</b>	<b>3</b>	<b>54129/2</b>	<b>3-36</b>	<b>27,315</b>	<b>51329/2</b>	<b>3-36</b>	<b>30,970</b>

Anodized Aluminum



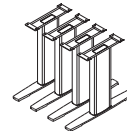
Mirror-Polished



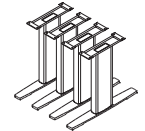
\* Based on a chair width of 25".

L" x D"	Sugg Seat Capacity	Top Finish	Top Sections	Model Number	Number of Bases-Size	4 T-Bases List Price	Model Number	Number of Bases-Size	4 T-Bases List Price
<b>192 x 54</b>	<b>14 - 16</b>	<b>Wood</b>	<b>4</b>	<b>54230/2</b>	<b>4-30</b>	<b>24,610</b>	<b>51430/2</b>	<b>4-30</b>	<b>28,755</b>
192 x 60	14 - 16	Wood	4	54231/2	4-32	26,605	51431/2	4-32	30,800
<b>192 x 66</b>	<b>14 - 16</b>	<b>Wood</b>	<b>4</b>	<b>54232/2</b>	<b>4-34</b>	<b>28,550</b>	<b>51432/2</b>	<b>4-34</b>	<b>32,955</b>
192 x 72	14 - 16	Wood	4	54233/2	4-36	31,080	51433/2	4-36	35,955
<b>204 x 54</b>	<b>14 - 16</b>	<b>Wood</b>	<b>4</b>	<b>54234/2</b>	<b>4-30</b>	<b>25,650</b>	<b>51434/2</b>	<b>4-30</b>	<b>29,810</b>
204 x 60	16 - 18	Wood	4	54235/2	4-32	27,780	51435/2	4-32	31,975
<b>204 x 66</b>	<b>16 - 18</b>	<b>Wood</b>	<b>4</b>	<b>54236/2</b>	<b>4-34</b>	<b>29,860</b>	<b>51436/2</b>	<b>4-34</b>	<b>34,250</b>
204 x 72	16 - 18	Wood	4	54237/2	4-36	32,485	51437/2	4-36	37,350
<b>204 x 78</b>	<b>16 - 18</b>	<b>Wood</b>	<b>4</b>	<b>54238/2</b>	<b>4-38</b>	<b>34,630</b>	<b>51438/2</b>	<b>4-38</b>	<b>39,415</b>
216 x 54	16 - 18	Wood	4	54239/2	4-30	27,500	51439/2	4-30	31,645
<b>216 x 60</b>	<b>16 - 18</b>	<b>Wood</b>	<b>4</b>	<b>54240/2</b>	<b>4-32</b>	<b>29,800</b>	<b>51440/2</b>	<b>4-32</b>	<b>33,980</b>
216 x 66	16 - 18	Wood	4	54241/2	4-34	32,060	51441/2	4-34	36,430
<b>216 x 72</b>	<b>16 - 18</b>	<b>Wood</b>	<b>4</b>	<b>54242/2</b>	<b>4-36</b>	<b>34,850</b>	<b>51442/2</b>	<b>4-36</b>	<b>39,750</b>
216 x 78	16 - 18	Wood	4	54243/2	4-38	37,205	51443/2	4-38	42,000
<b>228 x 54</b>	<b>16 - 18</b>	<b>Wood</b>	<b>4</b>	<b>54244/2</b>	<b>4-30</b>	<b>28,800</b>	<b>51444/2</b>	<b>4-30</b>	<b>32,945</b>
228 x 60	16 - 18	Wood	4	54245/2	4-32	31,255	51445/2	4-32	35,430
<b>228 x 66</b>	<b>18 - 20</b>	<b>Wood</b>	<b>4</b>	<b>54246/2</b>	<b>4-34</b>	<b>34,435</b>	<b>51446/2</b>	<b>4-34</b>	<b>38,795</b>
228 x 72	18 - 20	Wood	4	54247/2	4-36	36,620	51447/2	4-36	41,485
<b>228 x 78</b>	<b>18 - 20</b>	<b>Wood</b>	<b>4</b>	<b>54248/2</b>	<b>4-38</b>	<b>39,095</b>	<b>51448/2</b>	<b>4-38</b>	<b>43,910</b>
228 x 84	18 - 20	Wood	4	54249/2	4-40	41,550	51449/2	4-40	46,350
<b>240 x 54</b>	<b>16 - 18</b>	<b>Wood</b>	<b>4</b>	<b>54250/2</b>	<b>4-30</b>	<b>30,490</b>	<b>51450/2</b>	<b>4-30</b>	<b>34,630</b>
240 x 60	18 - 20	Wood	4	54251/2	4-32	33,125	51451/2	4-32	37,310
<b>240 x 66</b>	<b>18 - 20</b>	<b>Wood</b>	<b>4</b>	<b>54252/2</b>	<b>4-34</b>	<b>35,700</b>	<b>51452/2</b>	<b>4-34</b>	<b>40,055</b>
240 x 72	18 - 20	Wood	4	54253/2	4-36	38,825	51453/2	4-36	43,720
<b>240 x 78</b>	<b>18 - 20</b>	<b>Wood</b>	<b>4</b>	<b>54254/2</b>	<b>4-38</b>	<b>41,490</b>	<b>51454/2</b>	<b>4-38</b>	<b>46,275</b>
240 x 84	18 - 20	Wood	4	54255/2	4-40	44,095	51455/2	4-40	48,910

Anodized Aluminum



Mirror-Polished



All table sizes are available with Plastic Laminare top surfaces. To specify, select the desired table size and replace /2' in the wood finish model number with /5'.

# VOX® CONFERENCE TABLES

BOAT SHAPE Design Mark Müller



Specify edge type; add the two letter code after the model number.

All Boat shape table sizes available with optional 6" radius "Soft" corner (must be specified at time of order)



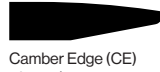
Facet Edge (FC)



Taper Edge (TE)

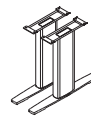


Flowform Edge (FF)  
5% upcharge  
laminates not available

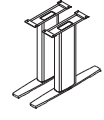


Camber Edge (CE)  
5% upcharge  
laminates not available

Anodized Aluminum



Mirror-Polished

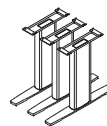


\* Based on a chair width of 25".

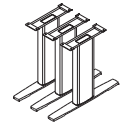
L" x D"	Sugg Seat Capacity	Top Finish	Top Sections	Model Number	Number of Bases-Size	2 T-Bases List Price	Model Number	Number of Bases-Size	2 T-Bases List Price
72 x 36	4-6	Wood	1	53601/2	2-24	6,315	50201/2	2-24	8,305
72 x 36	4-6	P-Lam	1	53601/5	2-24	5,355	50201/5	2-24	7,345
78 x 38	4-6	Wood	1	53602/2	2-24	6,855	50202/2	2-24	8,850
78 x 38	4-6	P-Lam	1	53602/5	2-24	5,775	50202/5	2-24	7,780
84 x 38	6-8	Wood	1	53603/2	2-24	7,200	50203/2	2-24	9,180
84 x 38	6-8	P-Lam	1	53603/5	2-24	6,040	50203/5	2-24	8,040
84 x 42	6-8	Wood	1	53604/2	2-26	7,815	50204/2	2-26	9,725
84 x 42	6-8	P-Lam	1	53604/5	2-26	6,505	50204/5	2-26	8,425
96 x 42	6-8	Wood	1	53605/2	2-26	8,560	50205/2	2-26	10,490
96 x 42	6-8	P-Lam	1	53605/5	2-26	7,095	50205/5	2-26	9,015
96 x 48	6-8	Wood	1	53606/2	2-28	9,480	50206/2	2-28	11,430
96 x 48	6-8	P-Lam	1	53606/5	2-28	7,830	50206/5	2-28	9,765
108 x 42	6-8	Wood	2	53607/2	2-26	9,330	50207/2	2-26	11,265
108 x 42	6-8	P-Lam	2	53607/5	2-26	7,655	50207/5	2-26	9,625
108 x 48	8-10	Wood	2	53608/2	2-28	10,375	50208/2	2-28	12,310
108 x 48	8-10	P-Lam	2	53608/5	2-28	8,475	50208/5	2-28	10,415
120 x 42	8-10	Wood	2	53609/2	2-26	11,055	50209/2	2-26	13,000
120 x 42	8-10	P-Lam	2	53609/5	2-26	9,225	50209/5	2-26	11,170
120 x 48	8-10	Wood	2	53610/2	2-28	12,215	50210/2	2-28	14,145
120 x 48	8-10	P-Lam	2	53610/5	2-28	10,115	50210/5	2-28	12,065
120 x 54	8-10	Wood	2	53611/2	2-30	13,725	50211/2	2-30	15,810
132 x 48	8-10	Wood	2	53612/2	2-28"	13,420	50212/2	2-28"	15,360
132 x 54	8-10	Wood	2	53613/2	2-30	14,940	50213/2	2-30	17,010

These models are constructed without support rails – bases are attached directly to tops.

Anodized Aluminum



Mirror-Polished



\* Based on a chair width of 25".

L" x D"	Sugg Seat Capacity	Top Finish	Top Sections	Model Number	Number of Bases-Size	3 T-Bases List Price	Model Number	Number of Bases-Size	3 T-Bases List Price
144 x 48	10-12	Wood	2	53614/2	3-28	15,645	50214/2	3-28	18,570
144 x 54	10-12	Wood	2	53615/2	3-30	17,440	50215/2	3-30	20,560
144 x 60	10-12	Wood	2	53616/2	3-32	18,885	50216/2	3-32	22,010
156 x 48	10-12	Wood	2	53617/2	3-28	16,820	50217/2	3-28	19,735
156 x 54	12-14	Wood	2	53618/2	3-30	18,760	50218/2	3-30	21,875
156 x 60	12-14	Wood	2	53619/2	3-32	20,340	50219/2	3-32	23,465
156 x *66	12-14	Wood	2	53620/2	3-34	21,880	50220/2	3-34	25,150
168 x 48	12-14	Wood	2	53621/2	3-28	18,915	50221/2	3-28	21,810
168 x 54	12-14	Wood	2	53622/2	3-30	20,990	50222/2	3-30	24,105
168 x 60	12-14	Wood	2	53623/2	3-32	22,725	50223/2	3-32	25,850
168 x *66	12-14	Wood	2	53624/2	3-34	24,410	50224/2	3-34	27,670

All table sizes are available with Plastic Laminate top surfaces. To specify, select the desired table size and replace /2 in the wood finish model number with /5.

# VOX® CONFERENCE TABLES

BOAT SHAPE Design Mark Müller



Specify edge type; add the two letter code after the model number.



Facet Edge (FC)



Taper Edge (TE)



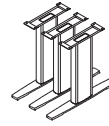
Flowform Edge (FF)  
5% upcharge  
laminates not available



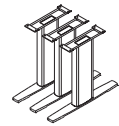
Camber Edge (CE)  
5% upcharge  
laminates not available

All Boat shape table sizes available with optional 6" radius  
"Soft" corner (must be specified at time of order)

Anodized Aluminum



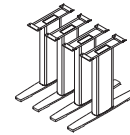
Mirror-Polished



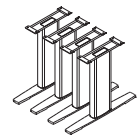
\* Based on a chair width of 25".

L"	x	D"	Sugg Seat Capacity	Top Finish	Top Sections	Model Number	Number of Bases-Size	3 T-Bases List Price	Model Number	Number of Bases-Size	3 T-Bases List Price
180	48	12 - 14	12	Wood	3	53625/2	3-28	19,860	50225/2	3-28	22,755
180	54	14 - 16	14	Wood	3	53626/2	3-30	22,050	50226/2	3-30	25,150
180	60	14 - 16	14	Wood	3	53627/2	3-32	23,905	50227/2	3-32	27,025
180	66	14 - 16	14	Wood	3	53628/2	3-34	25,735	50228/2	3-34	28,980
180	72	14 - 16	14	Wood	3	53629/2	3-36	27,945	50229/2	3-36	31,585

Anodized Aluminum



Mirror-Polished



\* Based on a chair width of 25".

L"	x	D"	Sugg Seat Capacity	Top Finish	Top Sections	Model Number	Number of Bases-Size	4 T-Bases List Price	Model Number	Number of Bases-Size	4 T-Bases List Price
192	54	14 - 16	14	Wood	4	53630/2	4-30	25,125	50230/2	4-30	29,270
192	60	14 - 16	14	Wood	4	53631/2	4-32	27,195	50231/2	4-32	31,365
192	66	14 - 16	14	Wood	4	53632/2	4-34	29,210	50232/2	4-34	33,575
192	72	14 - 16	14	Wood	4	53633/2	4-36	31,785	50233/2	4-36	36,640
204	54	14 - 16	14	Wood	4	53634/2	4-30	26,225	50234/2	4-30	30,385
204	60	16 - 18	16	Wood	4	53635/2	4-32	28,410	50235/2	4-32	32,535
204	66	16 - 18	16	Wood	4	53636/2	4-34	30,540	50236/2	4-34	34,910
204	72	16 - 18	16	Wood	4	53637/2	4-36	33,240	50237/2	4-36	38,110
204	78	16 - 18	16	Wood	4	53638/2	4-38	35,430	50238/2	4-38	40,255
216	54	16 - 18	16	Wood	4	53639/2	4-30	28,105	50239/2	4-30	32,250
216	60	16 - 18	16	Wood	4	53640/2	4-32	30,470	50240/2	4-32	34,635
216	66	16 - 18	16	Wood	4	53641/2	4-34	32,795	50241/2	4-34	37,180
216	72	16 - 18	16	Wood	4	53642/2	4-36	35,670	50242/2	4-36	40,560
216	78	16 - 18	16	Wood	4	53643/2	4-38	38,085	50243/2	4-38	42,870
228	54	16 - 18	16	Wood	4	53644/2	4-30	29,460	50244/2	4-30	33,590
228	60	16 - 18	16	Wood	4	53645/2	4-32	31,975	50245/2	4-32	36,155
228	66	18 - 20	18	Wood	4	53646/2	4-34	35,240	50246/2	4-34	39,600
228	72	18 - 20	18	Wood	4	53647/2	4-36	37,470	50247/2	4-36	42,350
228	78	18 - 20	18	Wood	4	53648/2	4-38	40,040	50248/2	4-38	44,820
228	84	18 - 20	18	Wood	4	53649/2	4-40	42,545	50249/2	4-40	47,350
240	54	16 - 18	16	Wood	4	53650/2	4-30	31,200	50250/2	4-30	35,325
240	60	18 - 20	18	Wood	4	53651/2	4-32	33,875	50251/2	4-32	38,080
240	66	18 - 20	18	Wood	4	53652/2	4-34	36,540	50252/2	4-34	40,935
240	72	18 - 20	18	Wood	4	53653/2	4-36	39,765	50253/2	4-36	44,615
240	78	18 - 20	18	Wood	4	53654/2	4-38	42,500	50254/2	4-38	47,290
240	84	18 - 20	18	Wood	4	53655/2	4-40	45,200	50255/2	4-40	49,990

All table sizes are available with Plastic Laminate top surfaces. To specify, select the desired table size and replace '2' in the wood finish model number with '5'.

# VOX® CONFERENCE TABLES

RACETRACK SHAPE Design Mark Müller



Specify edge type; add the two letter code after the model number.



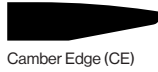
Facet Edge (FC)



Taper Edge (TE)

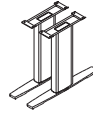


Flowform Edge (FF)  
5% upcharge  
laminates not available

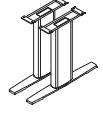


Camber Edge (CE)  
5% upcharge  
laminates not available

Anodized Aluminum



Mirror-Polished

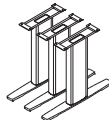


\* Based on a chair width of 25".

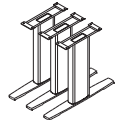
L" x D"	Sugg Seat Capacity	Top Finish	Top Sections	Model Number	Number of Bases-Size	2 T-Bases List Price	Model Number	Number of Bases-Size	2 T-Bases List Price
<b>72 x 36</b>	<b>4-6</b>	<b>Wood</b>	<b>1</b>	<b>54001/2</b>	<b>2-24</b>	<b>6,505</b>	<b>51001/2</b>	<b>2-24</b>	<b>8,475</b>
72 x 36	4-6	P-Lam	1	54001/5	2-24	5,510	51001/5	2-24	7,480
<b>78 x 38</b>	<b>4-6</b>	<b>Wood</b>	<b>1</b>	<b>54002/2</b>	<b>2-24</b>	<b>7,095</b>	<b>51002/2</b>	<b>2-24</b>	<b>9,085</b>
78 x 38	4-6	P-Lam	1	54002/5	2-24	5,965	51002/5	2-24	7,925
<b>84 x 38</b>	<b>6-8</b>	<b>Wood</b>	<b>1</b>	<b>54003/2</b>	<b>2-24</b>	<b>7,435</b>	<b>51003/2</b>	<b>2-24</b>	<b>9,430</b>
84 x 38	6-8	P-Lam	1	54003/5	2-24	6,230	51003/5	2-24	8,180
<b>84 x 42</b>	<b>6-8</b>	<b>Wood</b>	<b>1</b>	<b>54004/2</b>	<b>2-26</b>	<b>8,070</b>	<b>51004/2</b>	<b>2-26</b>	<b>9,995</b>
84 x 42	6-8	P-Lam	1	54004/5	2-26	6,730	51004/5	2-26	8,635
<b>96 x 42</b>	<b>6-8</b>	<b>Wood</b>	<b>1</b>	<b>54005/2</b>	<b>2-26</b>	<b>8,865</b>	<b>51005/2</b>	<b>2-26</b>	<b>10,795</b>
96 x 42	6-8	P-Lam	1	54005/5	2-26	7,325	51005/5	2-26	9,235
<b>96 x 48</b>	<b>6-8</b>	<b>Wood</b>	<b>1</b>	<b>54006/2</b>	<b>2-28</b>	<b>9,840</b>	<b>51006/2</b>	<b>2-28</b>	<b>11,780</b>
96 x 48	6-8	P-Lam	1	54006/5	2-28	8,085	51006/5	2-28	10,015
<b>108 x 42</b>	<b>6-8</b>	<b>Wood</b>	<b>2</b>	<b>54007/2</b>	<b>2-26</b>	<b>9,675</b>	<b>51007/2</b>	<b>2-26</b>	<b>11,610</b>
108 x 42	6-8	P-Lam	2	54007/5	2-26	7,925	51007/5	2-26	9,885
<b>108 x 48</b>	<b>8-10</b>	<b>Wood</b>	<b>2</b>	<b>54008/2</b>	<b>2-28</b>	<b>10,770</b>	<b>51008/2</b>	<b>2-28</b>	<b>12,690</b>
108 x 48	8-10	P-Lam	2	54008/5	2-28	8,790	51008/5	2-28	10,695
<b>120 x 42</b>	<b>8-10</b>	<b>Wood</b>	<b>2</b>	<b>54009/2</b>	<b>2-26</b>	<b>11,455</b>	<b>51009/2</b>	<b>2-26</b>	<b>13,395</b>
120 x 42	8-10	P-Lam	2	54009/5	2-26	9,515	51009/5	2-26	11,460
<b>120 x 48</b>	<b>8-10</b>	<b>Wood</b>	<b>2</b>	<b>54010/2</b>	<b>2-28</b>	<b>12,660</b>	<b>51010/2</b>	<b>2-28</b>	<b>14,585</b>
120 x 48	8-10	P-Lam	2	54010/5	2-28	10,455	51010/5	2-28	12,385
<b>120 x 54</b>	<b>8-10</b>	<b>Wood</b>	<b>2</b>	<b>54011/2</b>	<b>2-30</b>	<b>14,240</b>	<b>51011/2</b>	<b>2-30</b>	<b>16,305</b>
132 x 48	8-10	Wood	2	54012/2	2-28"	13,920	51012/2	2-28"	15,840
<b>132 x 54</b>	<b>8-10</b>	<b>Wood</b>	<b>2</b>	<b>54013/2</b>	<b>2-30</b>	<b>15,480</b>	<b>51013/2</b>	<b>2-30</b>	<b>17,565</b>

These models are constructed without support rails – bases are attached directly to tops.

Anodized Aluminum



Mirror-Polished



\* Based on a chair width of 25".

L" x D"	Sugg Seat Capacity	Top Finish	Top Sections	Model Number	Number of Bases-Size	3 T-Bases List Price	Model Number	Number of Bases-Size	3 T-Bases List Price
<b>144 x 48</b>	<b>10-12</b>	<b>Wood</b>	<b>2</b>	<b>54014/2</b>	<b>3-28</b>	<b>16,190</b>	<b>51014/2</b>	<b>3-28</b>	<b>19,120</b>
144 x 54	10-12	Wood	2	54015/2	3-30	18,055	51015/2	3-30	21,150
<b>144 x 60</b>	<b>10-12</b>	<b>Wood</b>	<b>2</b>	<b>54016/2</b>	<b>3-32</b>	<b>19,555</b>	<b>51016/2</b>	<b>3-32</b>	<b>22,670</b>
156 x 48	10-12	Wood	2	54017/2	3-28	17,410	51017/2	3-28	20,330
<b>156 x 54</b>	<b>12-14</b>	<b>Wood</b>	<b>2</b>	<b>54018/2</b>	<b>3-30</b>	<b>19,425</b>	<b>51018/2</b>	<b>3-30</b>	<b>22,540</b>
156 x 60	12-14	Wood	2	54019/2	3-32	21,100	51019/2	3-32	24,215
<b>156 x *66</b>	<b>12-14</b>	<b>Wood</b>	<b>2</b>	<b>54020/2</b>	<b>3-34</b>	<b>22,695</b>	<b>51020/2</b>	<b>3-34</b>	<b>25,985</b>
168 x 48	12-14	Wood	2	54021/2	3-28	19,565	51021/2	3-28	22,460
<b>168 x 54</b>	<b>12-14</b>	<b>Wood</b>	<b>2</b>	<b>54022/2</b>	<b>3-30</b>	<b>21,745</b>	<b>51022/2</b>	<b>3-30</b>	<b>24,830</b>
168 x 60	12-14	Wood	2	54023/2	3-32	23,555	51023/2	3-32	26,670
<b>168 x *66</b>	<b>12-14</b>	<b>Wood</b>	<b>2</b>	<b>54024/2</b>	<b>3-34</b>	<b>25,315</b>	<b>51024/2</b>	<b>3-34</b>	<b>28,615</b>

All table sizes are available with Plastic Laminate top surfaces. To specify, select the desired table size and replace '2' in the wood finish model number with '5'.

# VOX® CONFERENCE TABLES

RACETRACK SHAPE Design Mark Müller



Specify edge type; add the two letter code after the model number.



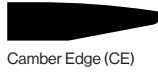
Facet Edge (FC)



Taper Edge (TE)

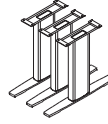


Flowform Edge (FF)  
5% upcharge  
laminare not available

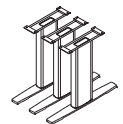


Camber Edge (CE)  
5% upcharge  
laminare not available

Anodized Aluminum



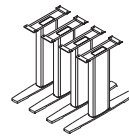
Mirror-Polished



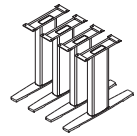
\* Based on a chair width of 25".

L"	x	D"	Sugg Seat Capacity	Top Finish	Top Sections	Model Number	Number of Bases-Size	3 T-Bases List Price	Model Number	Number of Bases-Size	3 T-Bases List Price
<b>180</b>	<b>48</b>	<b>12 - 14</b>	<b>Wood</b>	<b>3</b>	<b>54025/2</b>	<b>3-28</b>	<b>20,560</b>	<b>51025/2</b>	<b>3-28</b>	<b>23,465</b>	
180	54	14 - 16	Wood	3	54026/2	3-30	22,850	51026/2	3-30	25,960	
<b>180</b>	<b>60</b>	<b>14 - 16</b>	<b>Wood</b>	<b>3</b>	<b>54027/2</b>	<b>3-32</b>	<b>24,765</b>	<b>51027/2</b>	<b>3-32</b>	<b>27,895</b>	
180	66	14 - 16	Wood	3	54028/2	3-34	26,670	51028/2	3-34	29,965	
<b>180</b>	<b>72</b>	<b>14 - 16</b>	<b>Wood</b>	<b>3</b>	<b>54029/2</b>	<b>3-36</b>	<b>28,990</b>	<b>51029/2</b>	<b>3-36</b>	<b>32,650</b>	

Anodized Aluminum



Mirror-Polished



\* Based on a chair width of 25".

L"	x	D"	Sugg Seat Capacity	Top Finish	Top Sections	Model Number	Number of Bases-Size	4 T-Bases List Price	Model Number	Number of Bases-Size	4 T-Bases List Price
<b>192</b>	<b>54</b>	<b>14 - 16</b>	<b>Wood</b>	<b>4</b>	<b>54030/2</b>	<b>4-30</b>	<b>26,030</b>	<b>51030/2</b>	<b>4-30</b>	<b>30,155</b>	
192	60	14 - 16	Wood	4	54031/2	4-32	28,165	51031/2	4-32	32,330	
<b>192</b>	<b>66</b>	<b>14 - 16</b>	<b>Wood</b>	<b>4</b>	<b>54032/2</b>	<b>4-34</b>	<b>30,265</b>	<b>51032/2</b>	<b>4-34</b>	<b>34,635</b>	
192	72	14 - 16	Wood	4	54033/2	4-36	32,955	51033/2	4-36	37,795	
<b>204</b>	<b>54</b>	<b>14 - 16</b>	<b>Wood</b>	<b>4</b>	<b>54034/2</b>	<b>4-30</b>	<b>27,150</b>	<b>51034/2</b>	<b>4-30</b>	<b>31,300</b>	
204	60	16 - 18	Wood	4	54035/2	4-32	29,410	51035/2	4-32	33,620	
<b>204</b>	<b>66</b>	<b>16 - 18</b>	<b>Wood</b>	<b>4</b>	<b>54036/2</b>	<b>4-34</b>	<b>31,660</b>	<b>51036/2</b>	<b>4-34</b>	<b>36,040</b>	
204	72	16 - 18	Wood	4	54037/2	4-36	34,470	51037/2	4-36	39,330	
<b>204</b>	<b>78</b>	<b>16 - 18</b>	<b>Wood</b>	<b>4</b>	<b>54038/2</b>	<b>4-38</b>	<b>36,785</b>	<b>51038/2</b>	<b>4-38</b>	<b>41,560</b>	
216	54	16 - 18	Wood	4	54039/2	4-30	29,105	51039/2	4-30	33,265	
<b>216</b>	<b>60</b>	<b>16 - 18</b>	<b>Wood</b>	<b>4</b>	<b>54040/2</b>	<b>4-32</b>	<b>31,585</b>	<b>51040/2</b>	<b>4-32</b>	<b>35,785</b>	
216	66	16 - 18	Wood	4	54041/2	4-34	34,040	51041/2	4-34	38,410	
<b>216</b>	<b>72</b>	<b>16 - 18</b>	<b>Wood</b>	<b>4</b>	<b>54042/2</b>	<b>4-36</b>	<b>37,025</b>	<b>51042/2</b>	<b>4-36</b>	<b>41,895</b>	
216	78	16 - 18	Wood	4	54043/2	4-38	39,545	51043/2	4-38	44,335	
<b>228</b>	<b>54</b>	<b>16 - 18</b>	<b>Wood</b>	<b>4</b>	<b>54044/2</b>	<b>4-30</b>	<b>30,510</b>	<b>51044/2</b>	<b>4-30</b>	<b>34,705</b>	
228	60	16 - 18	Wood	4	54045/2	4-32	33,175	51045/2	4-32	37,350	
<b>228</b>	<b>66</b>	<b>18 - 20</b>	<b>Wood</b>	<b>4</b>	<b>54046/2</b>	<b>4-34</b>	<b>36,605</b>	<b>51046/2</b>	<b>4-34</b>	<b>40,960</b>	
228	72	18 - 20	Wood	4	54047/2	4-36	38,915	51047/2	4-36	43,785	
<b>228</b>	<b>78</b>	<b>18 - 20</b>	<b>Wood</b>	<b>4</b>	<b>54048/2</b>	<b>4-38</b>	<b>41,580</b>	<b>51048/2</b>	<b>4-38</b>	<b>46,395</b>	
228	84	18 - 20	Wood	4	54049/2	4-40	44,215	51049/2	4-40	49,030	
<b>240</b>	<b>54</b>	<b>16 - 18</b>	<b>Wood</b>	<b>4</b>	<b>54050/2</b>	<b>4-30</b>	<b>32,340</b>	<b>51050/2</b>	<b>4-30</b>	<b>36,490</b>	
240	60	18 - 20	Wood	4	54051/2	4-32	35,170	51051/2	4-32	39,360	
<b>240</b>	<b>66</b>	<b>18 - 20</b>	<b>Wood</b>	<b>4</b>	<b>54052/2</b>	<b>4-34</b>	<b>37,960</b>	<b>51052/2</b>	<b>4-34</b>	<b>42,335</b>	
240	72	18 - 20	Wood	4	54053/2	4-36	41,310	51053/2	4-36	46,175	
<b>240</b>	<b>78</b>	<b>18 - 20</b>	<b>Wood</b>	<b>4</b>	<b>54054/2</b>	<b>4-38</b>	<b>44,190</b>	<b>51054/2</b>	<b>4-38</b>	<b>48,970</b>	
240	84	18 - 20	Wood	4	54055/2	4-40	47,005	51055/2	4-40	51,805	

All table sizes are available with Plastic Laminate top surfaces. To specify, select the desired table size and replace '2' in the wood finish model number with '5'.

# VOX® CONFERENCE TABLES

SUPER ELLIPSE SHAPE

Design Mark Müller



Specify edge type; add the two letter code after the model number.



Facet Edge (FC)



Taper Edge (TE)

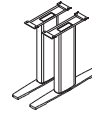


Flowform Edge (FF)  
5% upcharge  
laminare not available

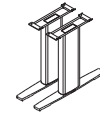


Camber Edge (CE)  
5% upcharge  
laminare not available

Anodized Aluminum



Mirror-Polished



\* Based on a chair width of 25".

L" x D"	Sugg Seat Capacity	Top Finish	Top Sections	Model Number	Number of Bases-Size	2 T-Bases List Price	Model Number	Number of Bases-Size	2 T-Bases List Price
<b>72 x 36</b>	<b>4 - 6</b>	<b>Wood</b>	<b>1</b>	<b>53801/2</b>	<b>2-24</b>	<b>6,655</b>	<b>50601/2</b>	<b>2-24</b>	<b>8,630</b>
72 x 36	4 - 6	P-Lam	1	53801/5	2-24	5,635	50601/5	2-24	7,610
<b>78 x 38</b>	<b>4 - 6</b>	<b>Wood</b>	<b>1</b>	<b>53802/2</b>	<b>2-24</b>	<b>7,265</b>	<b>50602/2</b>	<b>2-24</b>	<b>9,235</b>
78 x 38	4 - 6	P-Lam	1	53802/5	2-24	6,105	50602/5	2-24	8,085
<b>84 x 38</b>	<b>6 - 8</b>	<b>Wood</b>	<b>1</b>	<b>53803/2</b>	<b>2-24</b>	<b>7,635</b>	<b>50603/2</b>	<b>2-24</b>	<b>9,625</b>
84 x 38	6 - 8	P-Lam	1	53803/5	2-24	6,355	50603/5	2-24	8,340
<b>84 x 42</b>	<b>6 - 8</b>	<b>Wood</b>	<b>1</b>	<b>53804/2</b>	<b>2-26</b>	<b>8,295</b>	<b>50604/2</b>	<b>2-26</b>	<b>10,215</b>
84 x 42	6 - 8	P-Lam	1	53804/5	2-26	6,855	50604/5	2-26	8,800
<b>96 x 42</b>	<b>6 - 8</b>	<b>Wood</b>	<b>1</b>	<b>53805/2</b>	<b>2-26</b>	<b>9,110</b>	<b>50605/2</b>	<b>2-26</b>	<b>11,045</b>
96 x 42	6 - 8	P-Lam	1	53805/5	2-26	7,500	50605/5	2-26	9,440
<b>96 x 48</b>	<b>6 - 8</b>	<b>Wood</b>	<b>1</b>	<b>53806/2</b>	<b>2-28</b>	<b>10,115</b>	<b>50606/2</b>	<b>2-28</b>	<b>12,065</b>
96 x 48	6 - 8	P-Lam	1	53806/5	2-28	8,310	50606/5	2-28	10,230
<b>108 x 42</b>	<b>6 - 8</b>	<b>Wood</b>	<b>2</b>	<b>53807/2</b>	<b>2-26</b>	<b>9,935</b>	<b>50607/2</b>	<b>2-26</b>	<b>11,890</b>
108 x 42	6 - 8	P-Lam	2	53807/5	2-26	8,130	50607/5	2-26	10,095
<b>108 x 48</b>	<b>8 - 10</b>	<b>Wood</b>	<b>2</b>	<b>53808/2</b>	<b>2-28</b>	<b>11,085</b>	<b>50608/2</b>	<b>2-28</b>	<b>13,035</b>
108 x 48	8 - 10	P-Lam	2	53808/5	2-28	9,000	50608/5	2-28	10,960
<b>120 x 42</b>	<b>8 - 10</b>	<b>Wood</b>	<b>2</b>	<b>53809/2</b>	<b>2-26</b>	<b>11,755</b>	<b>50609/2</b>	<b>2-26</b>	<b>13,685</b>
120 x 42	8 - 10	P-Lam	2	53809/5	2-26	9,765	50609/5	2-26	11,690
<b>120 x 48</b>	<b>8 - 10</b>	<b>Wood</b>	<b>2</b>	<b>53810/2</b>	<b>2-28</b>	<b>13,000</b>	<b>50610/2</b>	<b>2-28</b>	<b>14,940</b>
120 x 48	8 - 10	P-Lam	2	53810/5	2-28	10,695	50610/5	2-28	12,660
<b>120 x 54</b>	<b>8 - 10</b>	<b>Wood</b>	<b>2</b>	<b>53811/2</b>	<b>2-30</b>	<b>14,620</b>	<b>50611/2</b>	<b>2-30</b>	<b>16,685</b>
132 x 48	8 - 10	Wood	2	53812/2	2-28"	14,290	50612/2	2-28"	16,260
<b>132 x 54</b>	<b>8 - 10</b>	<b>Wood</b>	<b>2</b>	<b>53813/2</b>	<b>2-30</b>	<b>15,925</b>	<b>50613/2</b>	<b>2-30</b>	<b>18,000</b>

\* Based on a chair width of 25".

L" x D"	Sugg Seat Capacity	Top Finish	Top Sections	Model Number	Number of Bases-Size	3 T-Bases List Price	Model Number	Number of Bases-Size	3 T-Bases List Price
<b>144 x 48</b>	<b>10 - 12</b>	<b>Wood</b>	<b>2</b>	<b>53814/2</b>	<b>3-28</b>	<b>16,620</b>	<b>50614/2</b>	<b>3-28</b>	<b>19,525</b>
144 x 54	10 - 12	Wood	2	53815/2	3-30	18,525	50615/2	3-30	21,645
<b>144 x 60</b>	<b>10 - 12</b>	<b>Wood</b>	<b>2</b>	<b>53816/2</b>	<b>3-32</b>	<b>20,100</b>	<b>50616/2</b>	<b>3-32</b>	<b>23,220</b>
156 x 48	10 - 12	Wood	2	53817/2	3-28	17,895	50617/2	3-28	20,790
<b>156 x 54</b>	<b>12 - 14</b>	<b>Wood</b>	<b>2</b>	<b>53818/2</b>	<b>3-30</b>	<b>19,975</b>	<b>50618/2</b>	<b>3-30</b>	<b>23,085</b>
156 x 60	12 - 14	Wood	2	53819/2	3-32	21,670	50619/2	3-32	24,805
<b>156 x *66</b>	<b>12 - 14</b>	<b>Wood</b>	<b>2</b>	<b>53820/2</b>	<b>3-34</b>	<b>23,355</b>	<b>50620/2</b>	<b>3-34</b>	<b>26,620</b>
168 x 48	12 - 14	Wood	2	53821/2	3-28	20,100	50621/2	3-28	22,980
<b>168 x 54</b>	<b>12 - 14</b>	<b>Wood</b>	<b>2</b>	<b>53822/2</b>	<b>3-30</b>	<b>22,315</b>	<b>50622/2</b>	<b>3-30</b>	<b>25,430</b>
168 x 60	12 - 14	Wood	2	53823/2	3-32	24,175	50623/2	3-32	27,325
<b>168 x *66</b>	<b>12 - 14</b>	<b>Wood</b>	<b>2</b>	<b>53824/2</b>	<b>3-34</b>	<b>26,040</b>	<b>50624/2</b>	<b>3-34</b>	<b>29,325</b>

All table sizes are available with Plastic Laminate top surfaces. To specify, select the desired table size and replace /2' in the wood finish model number with /5'.

# VOX® CONFERENCE TABLES

SUPER ELLIPSE SHAPE

Design Mark Müller



Specify edge type; add the two letter code after the model number.



Facet Edge (FC)



Taper Edge (TE)

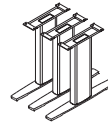


Flowform Edge (FF)  
5% upcharge  
laminare not available

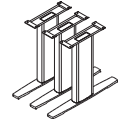


Camber Edge (CE)  
5% upcharge  
laminare not available

Anodized Aluminum



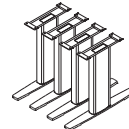
Mirror-Polished



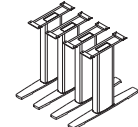
\* Based on a chair width of 25".

L"	x	D"	Sugg Seat Capacity	Top Finish	Top Sections	Model Number	Number of Bases-Size	3 T-Bases List Price	Model Number	Number of Bases-Size	3 T-Bases List Price
<b>180</b>	<b>48</b>	<b>12 - 14</b>	<b>Wood</b>	<b>3</b>	<b>53825/2</b>	<b>3-28</b>	<b>21,125</b>	<b>50625/2</b>	<b>3-28</b>	<b>24,035</b>	
180	54	14 - 16	Wood	3	53826/2	3-30	23,465	50626/2	3-30	26,595	
<b>180</b>	<b>60</b>	<b>14 - 16</b>	<b>Wood</b>	<b>3</b>	<b>53827/2</b>	<b>3-32</b>	<b>25,490</b>	<b>50627/2</b>	<b>3-32</b>	<b>28,630</b>	
180	66	14 - 16	Wood	3	53828/2	3-34	27,430	50628/2	3-34	30,725	
<b>180</b>	<b>72</b>	<b>14 - 16</b>	<b>Wood</b>	<b>3</b>	<b>53829/2</b>	<b>3-36</b>	<b>29,835</b>	<b>50629/2</b>	<b>3-36</b>	<b>33,505</b>	

Anodized Aluminum



Mirror-Polished



\* Based on a chair width of 25".

L"	x	D"	Sugg Seat Capacity	Top Finish	Top Sections	Model Number	Number of Bases-Size	4 T-Bases List Price	Model Number	Number of Bases-Size	4 T-Bases List Price
<b>192</b>	<b>54</b>	<b>14 - 16</b>	<b>Wood</b>	<b>4</b>	<b>53830/2</b>	<b>4-30</b>	<b>26,710</b>	<b>50630/2</b>	<b>4-30</b>	<b>30,865</b>	
192	60	14 - 16	Wood	4	53831/2	4-32	28,925	50631/2	4-32	33,125	
192	66	14 - 16	Wood	4	<b>53832/2</b>	<b>4-34</b>	<b>31,125</b>	<b>50632/2</b>	<b>4-34</b>	<b>35,515</b>	
192	72	14 - 16	Wood	4	53833/2	4-36	33,860	50633/2	4-36	38,740	
204	54	14 - 16	Wood	4	<b>53834/2</b>	<b>4-30</b>	<b>27,885</b>	<b>50634/2</b>	<b>4-30</b>	<b>32,045</b>	
204	60	16 - 18	Wood	4	53835/2	4-32	30,250	50635/2	4-32	34,440	
204	66	16 - 18	Wood	4	<b>53836/2</b>	<b>4-34</b>	<b>32,575</b>	<b>50636/2</b>	<b>4-34</b>	<b>36,925</b>	
204	72	16 - 18	Wood	4	53837/2	4-36	35,445	50637/2	4-36	40,305	
204	78	16 - 18	Wood	4	<b>53838/2</b>	<b>4-38</b>	<b>37,860</b>	<b>50638/2</b>	<b>4-38</b>	<b>42,650</b>	
216	54	16 - 18	Wood	4	53839/2	4-30	29,935	50639/2	4-30	34,065	
216	60	16 - 18	Wood	4	<b>53840/2</b>	<b>4-32</b>	<b>32,495</b>	<b>50640/2</b>	<b>4-32</b>	<b>36,670</b>	
216	66	16 - 18	Wood	4	53841/2	4-34	35,035	50641/2	4-34	39,405	
216	72	16 - 18	Wood	4	<b>53842/2</b>	<b>4-36</b>	<b>38,125</b>	<b>50642/2</b>	<b>4-36</b>	<b>42,975</b>	
216	78	16 - 18	Wood	4	53843/2	4-38	40,720	50643/2	4-38	45,495	
<b>228</b>	<b>54</b>	<b>16 - 18</b>	<b>Wood</b>	<b>4</b>	<b>53844/2</b>	<b>4-30</b>	<b>31,375</b>	<b>50644/2</b>	<b>4-30</b>	<b>35,545</b>	
228	60	16 - 18	Wood	4	53845/2	4-32	34,125	50645/2	4-32	38,320	
<b>228</b>	<b>66</b>	<b>18 - 20</b>	<b>Wood</b>	<b>4</b>	<b>53846/2</b>	<b>4-34</b>	<b>37,695</b>	<b>50646/2</b>	<b>4-34</b>	<b>42,045</b>	
228	72	18 - 20	Wood	4	53847/2	4-36	40,055	50647/2	4-36	44,930	
<b>228</b>	<b>78</b>	<b>18 - 20</b>	<b>Wood</b>	<b>4</b>	<b>53848/2</b>	<b>4-38</b>	<b>42,830</b>	<b>50648/2</b>	<b>4-38</b>	<b>47,645</b>	
228	84	18 - 20	Wood	4	53849/2	4-40	45,590	50649/2	4-40	50,385	
<b>240</b>	<b>54</b>	<b>16 - 18</b>	<b>Wood</b>	<b>4</b>	<b>53850/2</b>	<b>4-30</b>	<b>33,275</b>	<b>50650/2</b>	<b>4-30</b>	<b>37,440</b>	
240	60	18 - 20	Wood	4	53851/2	4-32	36,205	50651/2	4-32	40,380	
<b>240</b>	<b>66</b>	<b>18 - 20</b>	<b>Wood</b>	<b>4</b>	<b>53852/2</b>	<b>4-34</b>	<b>39,095</b>	<b>50652/2</b>	<b>4-34</b>	<b>43,470</b>	
240	72	18 - 20	Wood	4	53853/2	4-36	42,545	50653/2	4-36	47,425	
<b>240</b>	<b>78</b>	<b>18 - 20</b>	<b>Wood</b>	<b>4</b>	<b>53854/2</b>	<b>4-38</b>	<b>45,525</b>	<b>50654/2</b>	<b>4-38</b>	<b>50,295</b>	
240	84	18 - 20	Wood	4	53855/2	4-40	48,460	50655/2	4-40	53,255	

All table sizes are available with Plastic Laminate top surfaces. To specify, select the desired table size and replace '2' in the wood finish model number with '5'.

# VOX® CONFERENCE TABLES

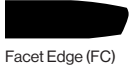
VISTA™ SHAPE (CLOSED)

Design Mark Müller

T-BASE



Specify edge type; add the two letter code after the model number.



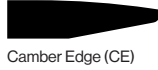
Facet Edge (FC)



Taper Edge (TE)

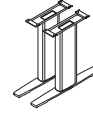


Flowform Edge (FF)  
5% upcharge  
laminare not available

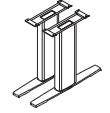


Camber Edge (CE)  
5% upcharge  
laminare not available

Anodized Aluminum



Mirror-Polished

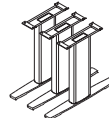


\*Based on a chair width of 25".

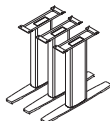
L" x D"	Sugg Seat Capacity	Top Finish	Top Sections	Model Number	Number of Bases-Size	2 T-Bases List Price	Model Number	Number of Bases-Size	2 T-Bases List Price
<b>84 x 33-48</b>	<b>5-7</b>	<b>Wood</b>	<b>1</b>	<b>54901/2</b>	<b>2-26</b>	<b>8,130</b>	<b>52801/2</b>	<b>2-26</b>	<b>10,095</b>
84 x 33-48	5-7	P-Lam	1	54901/5	2-26	6,820	52801/5	2-26	8,750
<b>84 x 38-54</b>	<b>5-7</b>	<b>Wood</b>	<b>1</b>	<b>54902/2</b>	<b>2-28</b>	<b>8,900</b>	<b>52802/2</b>	<b>2-28</b>	<b>10,855</b>
84 x 38-54	5-7	P-Lam	1	54902/5	2-28	7,425	52802/5	2-28	9,360
<b>96 x 33-48</b>	<b>5-7</b>	<b>Wood</b>	<b>1</b>	<b>54903/2</b>	<b>2-26</b>	<b>8,950</b>	<b>52803/2</b>	<b>2-26</b>	<b>10,900</b>
96 x 33-48	5-7	P-Lam	1	54903/5	2-26	7,435	52803/5	2-26	9,395
<b>96 x 38-54</b>	<b>5-7</b>	<b>Wood</b>	<b>1</b>	<b>54904/2</b>	<b>2-28</b>	<b>9,910</b>	<b>52804/2</b>	<b>2-28</b>	<b>11,835</b>
96 x 38-54	5-7	P-Lam	1	54904/5	2-28	8,180	52804/5	2-28	10,140
<b>96 x 43-60</b>	<b>5-7</b>	<b>Wood</b>	<b>1</b>	<b>54905/2</b>	<b>2-32</b>	<b>11,100</b>	<b>52805/2</b>	<b>2-32</b>	<b>13,175</b>
96 x 43-60	5-7	P-Lam	1	54905/5	2-32	9,175	52805/5	2-32	11,265
<b>108 x 38-54</b>	<b>7-9</b>	<b>Wood</b>	<b>2</b>	<b>54906/2</b>	<b>2-28</b>	<b>10,930</b>	<b>52806/2</b>	<b>2-28</b>	<b>12,850</b>
108 x 38-54	7-9	P-Lam	2	54906/5	2-28	8,990	52806/5	2-28	10,930
<b>108 x 43-60</b>	<b>7-9</b>	<b>Wood</b>	<b>2</b>	<b>54907/2</b>	<b>2-32</b>	<b>12,215</b>	<b>52807/2</b>	<b>2-32</b>	<b>14,290</b>
108 x 43-60	7-9	P-Lam	2	54907/5	2-32	10,065	52807/5	2-32	12,150
<b>120 x 38-54</b>	<b>7-9</b>	<b>Wood</b>	<b>2</b>	<b>54908/2</b>	<b>2-28</b>	<b>12,830</b>	<b>52808/2</b>	<b>2-28</b>	<b>14,760</b>
120 x 38-54	7-9	P-Lam	2	54908/5	2-28	10,680	52808/5	2-28	12,600
<b>120 x 43-60</b>	<b>7-9</b>	<b>Wood</b>	<b>2</b>	<b>54909/2</b>	<b>2-32</b>	<b>14,350</b>	<b>52809/2</b>	<b>2-32</b>	<b>16,430</b>
120 x 43-60	7-9	P-Lam	2	54909/5	2-32	11,950	52809/5	2-32	14,035
<b>132 x 38-54</b>	<b>7-9</b>	<b>Wood</b>	<b>2</b>	<b>54910/2</b>	<b>2-28</b>	<b>13,965</b>	<b>52810/2</b>	<b>2-28</b>	<b>15,915</b>
132 x 38-54	7-9	P-Lam	2	54910/5	2-28	11,580	52810/5	2-28	13,515
<b>132 x 43-60</b>	<b>7-9</b>	<b>Wood</b>	<b>2</b>	<b>54911/2</b>	<b>2-32</b>	<b>15,630</b>	<b>52811/2</b>	<b>2-32</b>	<b>17,730</b>
132 x 43-60	7-9	P-Lam	2	54911/5	2-32	12,935	52811/5	2-32	15,010
<b>132 x 48-66</b>	<b>7-9</b>	<b>Wood</b>	<b>3</b>	<b>54912/2</b>	<b>2-34</b>	<b>16,840</b>	<b>52812/2</b>	<b>2-34</b>	<b>19,020</b>
132 x 48-66	7-9	P-Lam	3	54912/5	2-34	13,855	52812/5	2-34	16,065

These models are constructed without support rails - bases are attached directly to tops.

Anodized Aluminum



Mirror-Polished



\*Based on a chair width of 25".

L" x D"	Sugg Seat Capacity	Top Finish	Top Sections	Model Number	Number of Bases-Size	3 T-Bases List Price	Model Number	Number of Bases-Size	3 T-Bases List Price
<b>144 x 38-54</b>	<b>9-11</b>	<b>Wood</b>	<b>2</b>	<b>54913/2</b>	<b>3-28</b>	<b>16,405</b>	<b>52813/2</b>	<b>3-28</b>	<b>19,305</b>
144 x 38-54	9-11	P-Lam	2	54913/5	3-28	13,780	52813/5	3-28	16,645
<b>144 x 43-60</b>	<b>9-11</b>	<b>Wood</b>	<b>2</b>	<b>54914/2</b>	<b>3-32</b>	<b>18,385</b>	<b>52814/2</b>	<b>3-32</b>	<b>21,515</b>
144 x 43-60	9-11	P-Lam	2	54914/5	3-32	15,380	52814/5	3-32	18,515
<b>144 x 48-66</b>	<b>9-11</b>	<b>Wood</b>	<b>3</b>	<b>54915/2</b>	<b>3-34</b>	<b>19,730</b>	<b>52815/2</b>	<b>3-34</b>	<b>22,990</b>
144 x 48-66	9-11	P-Lam	3	54915/5	3-34	16,430	52815/5	3-34	19,735
<b>156 x 43-60</b>	<b>9-11</b>	<b>Wood</b>	<b>2</b>	<b>54916/2</b>	<b>3-32</b>	<b>19,605</b>	<b>52816/2</b>	<b>3-32</b>	<b>22,735</b>
156 x 43-60	9-11	P-Lam	2	54916/5	3-32	16,350	52816/5	3-32	19,485
<b>156 x 48-66</b>	<b>9-11</b>	<b>Wood</b>	<b>3</b>	<b>54917/2</b>	<b>3-34</b>	<b>21,070</b>	<b>52817/2</b>	<b>3-34</b>	<b>24,340</b>
156 x 48-66	9-11	P-Lam	3	54917/5	3-34	17,510	52817/5	3-34	20,780
<b>168 x 43-60</b>	<b>11-13</b>	<b>Wood</b>	<b>2</b>	<b>54918/2</b>	<b>3-32</b>	<b>21,575</b>	<b>52818/2</b>	<b>3-32</b>	<b>24,725</b>
168 x 43-60	11-13	P-Lam	2	54918/5	3-32	18,055	52818/5	3-32	21,190
<b>168 x 48-66</b>	<b>11-13</b>	<b>Wood</b>	<b>3</b>	<b>54919/2</b>	<b>3-34</b>	<b>23,335</b>	<b>52819/2</b>	<b>3-34</b>	<b>26,605</b>

# VOX® CONFERENCE TABLES

VISTA™ SHAPE (CLOSED)

Design Mark Müller

T-BASE



Specify edge type; add the two letter code after the model number.



Facet Edge (FC)



Taper Edge (TE)

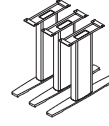


Flowform Edge (FF)  
5% upcharge  
laminates not available

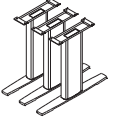


Camber Edge (CE)  
5% upcharge  
laminates not available

Anodized Aluminum



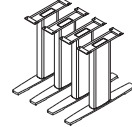
Mirror-Polished



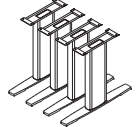
\* Based on a chair width of 25".

L" x D"	Sugg Seat Capacity	Top Finish	Top Sections	Model Number	Number of Bases-Size	3 T-Bases List Price	Model Number	Number of Bases-Size	3 T-Bases List Price
<b>180 38-54</b>	<b>11-13</b>	<b>Wood</b>	<b>3</b>	<b>54920/2</b>	<b>3-28</b>	<b>20,665</b>	<b>52820/2</b>	<b>3-28</b>	<b>23,575</b>
180 43-60	11-13	Wood	3	54921/2	3-32	22,850	52821/2	3-32	25,985
<b>180 48-66</b>	<b>11-13</b>	<b>Wood</b>	<b>3</b>	<b>54922/2</b>	<b>3-34</b>	<b>24,755</b>	<b>52822/2</b>	<b>3-34</b>	<b>28,035</b>
180 53-72	12-14	Wood	3	54923/2	3-36	26,900	52823/2	3-36	30,550
<b>180 58-78</b>	<b>12-14</b>	<b>Wood</b>	<b>3</b>	<b>54924/2</b>	<b>3-38</b>	<b>28,655</b>	<b>52824/2</b>	<b>3-38</b>	<b>32,275</b>
180 63-84	12-14	Wood	3	54925/2	3-40	30,430	52825/2	3-40	34,035

Anodized Aluminum



Mirror-Polished



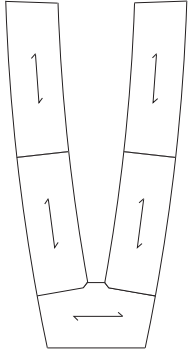
\* Based on a chair width of 25".

L" x D"	Sugg Seat Capacity	Top Finish	Top Sections	Model Number	Number of Bases-Size	4 T-Bases List Price	Model Number	Number of Bases-Size	4 T-Bases List Price
<b>192 38-54</b>	<b>11-13</b>	<b>Wood</b>	<b>4</b>	<b>54926/2</b>	<b>4-28</b>	<b>23,295</b>	<b>52826/2</b>	<b>4-28</b>	<b>27,195</b>
192 43-60	11-13	Wood	4	54927/2	4-32	25,815	52827/2	4-32	30,000
<b>192 48-66</b>	<b>11-13</b>	<b>Wood</b>	<b>4</b>	<b>54928/2</b>	<b>4-34</b>	<b>27,670</b>	<b>52828/2</b>	<b>4-34</b>	<b>32,060</b>
192 53-72	12-14	Wood	4	54929/2	4-36	30,120	52829/2	4-36	35,010
<b>192 58-78</b>	<b>12-14</b>	<b>Wood</b>	<b>4</b>	<b>54930/2</b>	<b>4-38</b>	<b>32,455</b>	<b>52830/2</b>	<b>4-38</b>	<b>37,230</b>
192 63-84	12-14	Wood	4	54931/2	4-40	33,990	52831/2	4-40	38,765
<b>204 38-54</b>	<b>13-15</b>	<b>Wood</b>	<b>4</b>	<b>54932/2</b>	<b>4-28</b>	<b>24,480</b>	<b>52832/2</b>	<b>4-28</b>	<b>28,400</b>
204 43-60	13-15	Wood	4	54933/2	4-32	26,945	52833/2	4-32	31,125
<b>204 48-66</b>	<b>13-15</b>	<b>Wood</b>	<b>4</b>	<b>54934/2</b>	<b>4-34</b>	<b>29,150</b>	<b>52834/2</b>	<b>4-34</b>	<b>33,520</b>
204 53-72	14-16	Wood	4	54935/2	4-36	31,695	52835/2	4-36	36,605
<b>204 58-78</b>	<b>14-16</b>	<b>Wood</b>	<b>4</b>	<b>54936/2</b>	<b>4-38</b>	<b>33,795</b>	<b>52836/2</b>	<b>4-38</b>	<b>38,590</b>
204 63-84	14-16	Wood	4	54937/2	4-40	35,835	52837/2	4-40	40,625
<b>216 38-54</b>	<b>13-15</b>	<b>Wood</b>	<b>4</b>	<b>54938/2</b>	<b>4-28</b>	<b>25,820</b>	<b>52838/2</b>	<b>4-28</b>	<b>29,725</b>
216 43-60	13-15	Wood	4	54939/2	4-32	28,640	52839/2	4-32	32,820
<b>216 48-66</b>	<b>13-15</b>	<b>Wood</b>	<b>4</b>	<b>54940/2</b>	<b>4-34</b>	<b>30,780</b>	<b>52840/2</b>	<b>4-34</b>	<b>35,150</b>
216 53-72	14-16	Wood	4	54941/2	4-36	33,480	52841/2	4-36	38,360
<b>216 58-78</b>	<b>14-16</b>	<b>Wood</b>	<b>4</b>	<b>54942/2</b>	<b>4-38</b>	<b>35,710</b>	<b>52842/2</b>	<b>4-38</b>	<b>40,500</b>
216 63-84	14-16	Wood	4	54943/2	4-40	37,300	52843/2	4-40	42,075
<b>228 38-54</b>	<b>15-17</b>	<b>Wood</b>	<b>4</b>	<b>54944/2</b>	<b>4-28</b>	<b>26,895</b>	<b>52844/2</b>	<b>4-28</b>	<b>30,775</b>
228 43-60	15-17	Wood	4	54945/2	4-32	30,005	52845/2	4-32	34,210
<b>228 48-66</b>	<b>15-17</b>	<b>Wood</b>	<b>4</b>	<b>54946/2</b>	<b>4-34</b>	<b>32,280</b>	<b>52846/2</b>	<b>4-34</b>	<b>36,655</b>
228 53-72	16-18	Wood	4	54947/2	4-36	35,115	52847/2	4-36	39,985
<b>228 58-78</b>	<b>16-18</b>	<b>Wood</b>	<b>4</b>	<b>54948/2</b>	<b>4-38</b>	<b>37,470</b>	<b>52848/2</b>	<b>4-38</b>	<b>42,260</b>
228 63-84	16-18	Wood	4	54949/2	4-40	39,805	52849/2	4-40	44,605
<b>240 38-54</b>	<b>15-17</b>	<b>Wood</b>	<b>4</b>	<b>54950/2</b>	<b>4-28</b>	<b>28,495</b>	<b>52850/2</b>	<b>4-28</b>	<b>32,365</b>
240 43-60	15-17	Wood	4	54951/2	4-32	31,555	52851/2	4-32	35,735
<b>240 48-66</b>	<b>15-17</b>	<b>Wood</b>	<b>4</b>	<b>54952/2</b>	<b>4-34</b>	<b>33,970</b>	<b>52852/2</b>	<b>4-34</b>	<b>38,335</b>
240 53-72	16-18	Wood	4	54953/2	4-36	36,955	52853/2	4-36	41,815
<b>240 58-78</b>	<b>16-18</b>	<b>Wood</b>	<b>4</b>	<b>54954/2</b>	<b>4-38</b>	<b>39,435</b>	<b>52854/2</b>	<b>4-38</b>	<b>44,245</b>
240 63-84	16-18	Wood	4	54955/2	4-40	41,915	52855/2	4-40	46,700

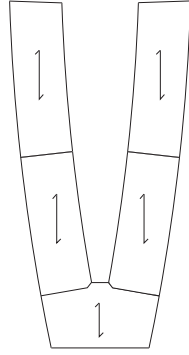
All table sizes are available with Plastic Laminate top surfaces. To specify, select the desired table size and replace '/2' in the wood finish model number with '/5'.

# VENEER LAYOUT OPTIONS FOR VOX® CONFERENCE TABLES

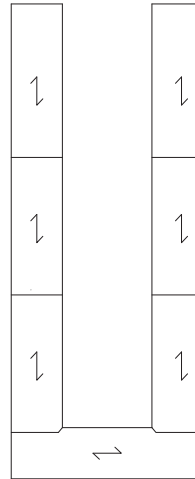
CONGRESS™ SHAPE, OPEN VISTA™ SHAPE AND ARENA™ SHAPE TABLES



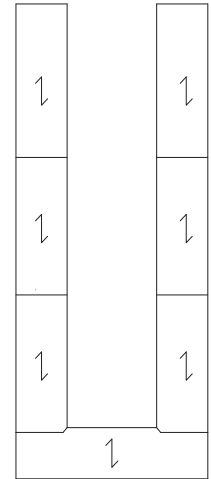
Vista Shape (open)  
Standard Flat Cut  
Book-Matched



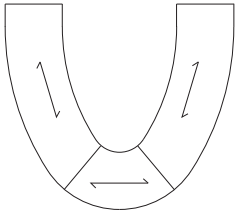
Vista Shape (open)  
In-Line Veneer  
Book-Matched  
**15% Upcharge**



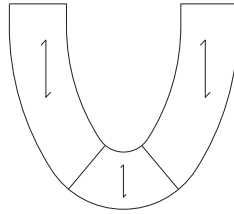
Congress Shape (open)  
Standard Flat Cut  
Book-Matched



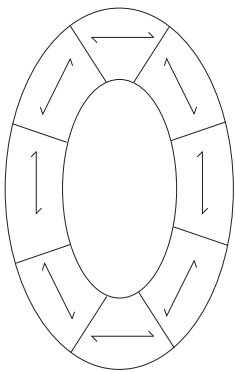
Congress Shape (open)  
In-Line Veneer  
Book-Matched  
**15% Upcharge**



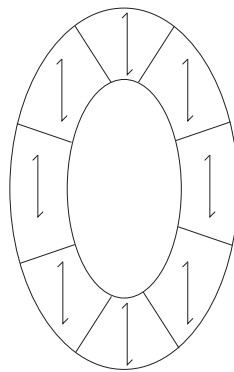
Arena Shape (open)  
Standard Flat Cut  
Book-Matched



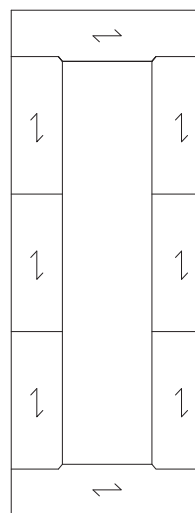
Arena Shape (open)  
In-Line Veneer  
Book-Matched  
**15% Upcharge**



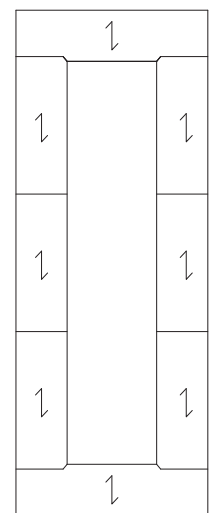
Arena Shape (closed)  
Standard Flat Cut  
Book-Matched



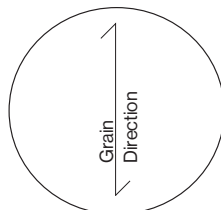
Arena Shape (closed)  
In-Line Veneer  
Book-Matched  
**15% Upcharge**



Congress Shape (closed)  
Standard Flat Cut  
Book-Matched



Congress Shape (closed)  
In-Line Veneer  
Book-Matched  
**15% Upcharge**



# VOX® CONFERENCE TABLES

## CONGRESS™ SHAPE (OPEN)



Specify edge type; add the two letter code after the model number.



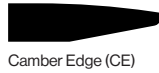
Facet Edge (FC)



Taper Edge (TE)

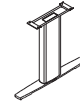


Flowform Edge (FF)  
5% upcharge  
laminated not available



Camber Edge (CE)  
5% upcharge  
laminated not available

Anodized Aluminum



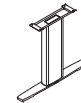
\* Based on a chair width of 25".

### Partial Wood Modesty Panel

### Partial Aluminum Modesty Panel

L" x D"	Sugg Seat Capacity	Top Finish	Top Sections	Number of Bases-Size	Model Number	T-Base List Price	Model Number	T-Base List Price
<b>130 96</b>	<b>11</b>	<b>Wood</b>	<b>3</b>	<b>4-24</b>	<b>55221/2</b>	<b>21,255</b>	<b>54571/2</b>	<b>21,695</b>
130 96	11	P-Lam	3	4-24	55221/5	18,000	54571/5	18,460
<b>162 96</b>	<b>13</b>	<b>Wood</b>	<b>5</b>	<b>6-24</b>	<b>55222/2</b>	<b>27,635</b>	<b>54572/2</b>	<b>28,160</b>
162 96	13	P-Lam	5	6-24	55222/5	23,595	54572/5	24,120
<b>211 96</b>	<b>17</b>	<b>Wood</b>	<b>5</b>	<b>6-24</b>	<b>55223/2</b>	<b>33,595</b>	<b>54573/2</b>	<b>34,380</b>
211 96	17	P-Lam	5	6-24	55223/5	28,495	54573/5	29,280
<b>297 96</b>	<b>23</b>	<b>Wood</b>	<b>7</b>	<b>8-24</b>	<b>55224/2</b>	<b>46,490</b>	<b>54574/2</b>	<b>47,630</b>
297 96	23	P-Lam	7	8-24	55224/5	39,385	54574/5	40,505
<b>383 96</b>	<b>29</b>	<b>Wood</b>	<b>9</b>	<b>10-24</b>	<b>55225/2</b>	<b>59,220</b>	<b>54575/2</b>	<b>60,690</b>
383 96	29	P-Lam	9	10-24	55225/5	50,055	54575/5	51,510

Mirror-Polished



\* Based on a chair width of 25".

### Partial Wood Modesty Panel

### Partial Aluminum Modesty Panel

L" x D"	Sugg Seat Capacity	Top Finish	Top Sections	Number of Bases-Size	Model Number	T-Base List Price	Model Number	T-Base List Price
<b>130 96</b>	<b>11</b>	<b>Wood</b>	<b>3</b>	<b>4-24</b>	<b>55211/2</b>	<b>25,225</b>	<b>54561/2</b>	<b>25,645</b>
130 96	11	P-Lam	3	4-24	55211/5	21,990	54561/5	22,435
<b>162 96</b>	<b>13</b>	<b>Wood</b>	<b>5</b>	<b>6-24</b>	<b>55212/2</b>	<b>33,555</b>	<b>54562/2</b>	<b>34,090</b>
162 96	13	P-Lam	5	6-24	55212/5	29,525	54562/5	30,050
<b>211 96</b>	<b>17</b>	<b>Wood</b>	<b>5</b>	<b>6-24</b>	<b>55213/2</b>	<b>39,540</b>	<b>54563/2</b>	<b>40,335</b>
211 96	17	P-Lam	5	6-24	55213/5	34,435	54563/5	35,225
<b>297 96</b>	<b>23</b>	<b>Wood</b>	<b>7</b>	<b>8-24</b>	<b>55214/2</b>	<b>54,410</b>	<b>54564/2</b>	<b>55,530</b>
297 96	23	P-Lam	7	8-24	55214/5	47,290	54564/5	48,425
<b>383 96</b>	<b>29</b>	<b>Wood</b>	<b>9</b>	<b>10-24</b>	<b>55215/2</b>	<b>69,105</b>	<b>54565/2</b>	<b>70,555</b>
383 96	29	P-Lam	9	10-24	55215/5	59,945	54565/5	61,420

Table tops are 32" deep.

Modesty panel options should be selected if tables are specified with Vox® Forums.

For Access and Tower Base options contact Nienkämper Customer Service at **800.668.9318**



T-Base, partial wood modesty panel.



T-Base, partial aluminum modesty panel.

# VOX® CONFERENCE TABLES

## CONGRESS™ SHAPE (OPEN)

T-BASE



Specify edge type; add the two letter code after the model number.



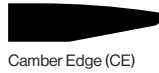
Facet Edge (FC)



Taper Edge (TE)

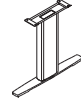


Flowform Edge (FF)  
5% upcharge  
laminates not available



Camber Edge (CE)  
5% upcharge  
laminates not available

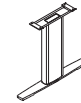
Anodized Aluminum



\* Based on a chair width of 25".

L" x D"	Sugg Seat Capacity	Top Finish	Top Sections	Number of Bases-Size	Partial Wood Modesty Panel		Partial Aluminum Modesty Panel	
					Model Number	T-Base List Price	Model Number	T-Base List Price
<b>130 120</b>	<b>12</b>	<b>Wood</b>	<b>3</b>	<b>5-24</b>	<b>55281/2</b>	<b>23,855</b>	<b>54671/2</b>	<b>24,380</b>
130 120	12	P-Lam	3	5-24	55281/5	20,355	54671/5	20,875
<b>162 120</b>	<b>14</b>	<b>Wood</b>	<b>5</b>	<b>7-24</b>	<b>55282/2</b>	<b>30,540</b>	<b>54672/2</b>	<b>31,145</b>
162 120	14	P-Lam	5	7-24	55282/5	26,225	54672/5	26,840
<b>211 120</b>	<b>18</b>	<b>Wood</b>	<b>5</b>	<b>7-24</b>	<b>55283/2</b>	<b>36,215</b>	<b>54673/2</b>	<b>37,080</b>
211 120	18	P-Lam	5	7-24	55283/5	30,835	54673/5	31,665
<b>297 120</b>	<b>24</b>	<b>Wood</b>	<b>7</b>	<b>9-24</b>	<b>55284/2</b>	<b>49,100</b>	<b>54674/2</b>	<b>50,270</b>
297 120	24	P-Lam	7	9-24	55284/5	41,720	54674/5	42,880
<b>383 120</b>	<b>30</b>	<b>Wood</b>	<b>9</b>	<b>11-24</b>	<b>55285/2</b>	<b>61,840</b>	<b>54675/2</b>	<b>63,350</b>
383 120	30	P-Lam	9	11-24	55285/5	52,425	54675/5	53,910

Mirror-Polished



\* Based on a chair width of 25".

L" x D"	Sugg Seat Capacity	Top Finish	Top Sections	Number of Bases-Size	Partial Wood Modesty Panel		Partial Aluminum Modesty Panel	
					Model Number	T-Base List Price	Model Number	T-Base List Price
<b>130 120</b>	<b>12</b>	<b>Wood</b>	<b>3</b>	<b>5-24</b>	<b>55271/2</b>	<b>28,805</b>	<b>54661/2</b>	<b>29,320</b>
130 120	12	P-Lam	3	5-24	55271/5	25,300	54661/5	25,815
<b>162 120</b>	<b>14</b>	<b>Wood</b>	<b>5</b>	<b>7-24</b>	<b>55272/2</b>	<b>37,460</b>	<b>54662/2</b>	<b>38,080</b>
162 120	14	P-Lam	5	7-24	55272/5	33,150	54662/5	33,755
<b>211 120</b>	<b>18</b>	<b>Wood</b>	<b>5</b>	<b>7-24</b>	<b>55273/2</b>	<b>43,130</b>	<b>54663/2</b>	<b>43,965</b>
211 120	18	P-Lam	5	7-24	55273/5	37,745	54663/5	38,590
<b>297 120</b>	<b>24</b>	<b>Wood</b>	<b>7</b>	<b>9-24</b>	<b>55274/2</b>	<b>58,005</b>	<b>54664/2</b>	<b>59,185</b>
297 120	24	P-Lam	7	9-24	55274/5	50,625	54664/5	51,775
<b>383 120</b>	<b>30</b>	<b>Wood</b>	<b>9</b>	<b>11-24</b>	<b>55275/2</b>	<b>72,705</b>	<b>54665/2</b>	<b>74,210</b>
383 120	30	P-Lam	9	11-24	55275/5	63,285	54665/5	64,770

Table tops are 32" deep.

Modesty panel options should be selected if tables are specified with Vox® Forums.

For Access and Tower Base options contact Nienkämper Customer Service at **800.668.9318**



T-Base, partial wood modesty panel.

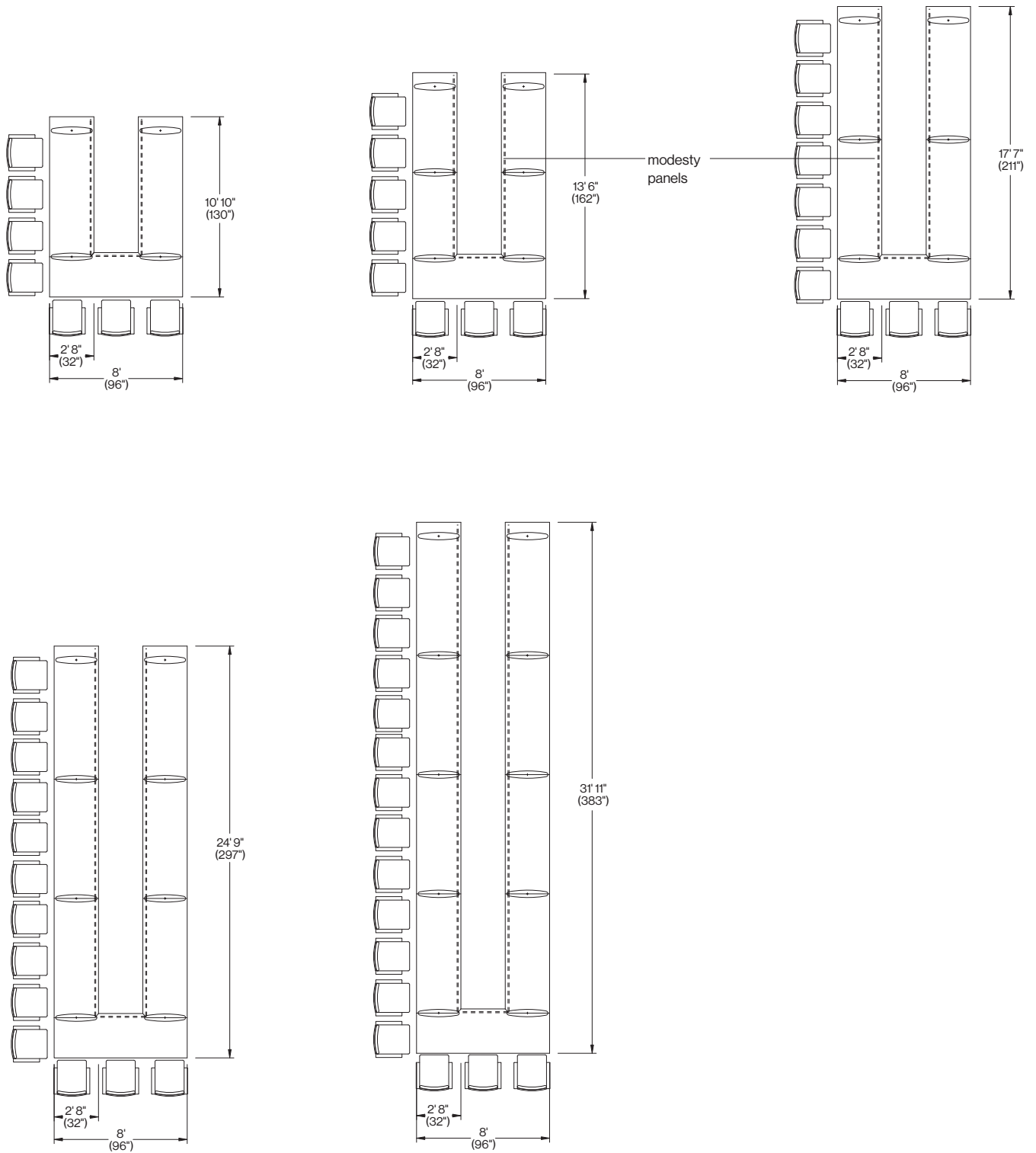


T-Base, partial aluminum modesty panel.

# VOX<sup>®</sup> CONFERENCE TABLES - OVERVIEW

## CONGRESS<sup>™</sup> SHAPE (OPEN)

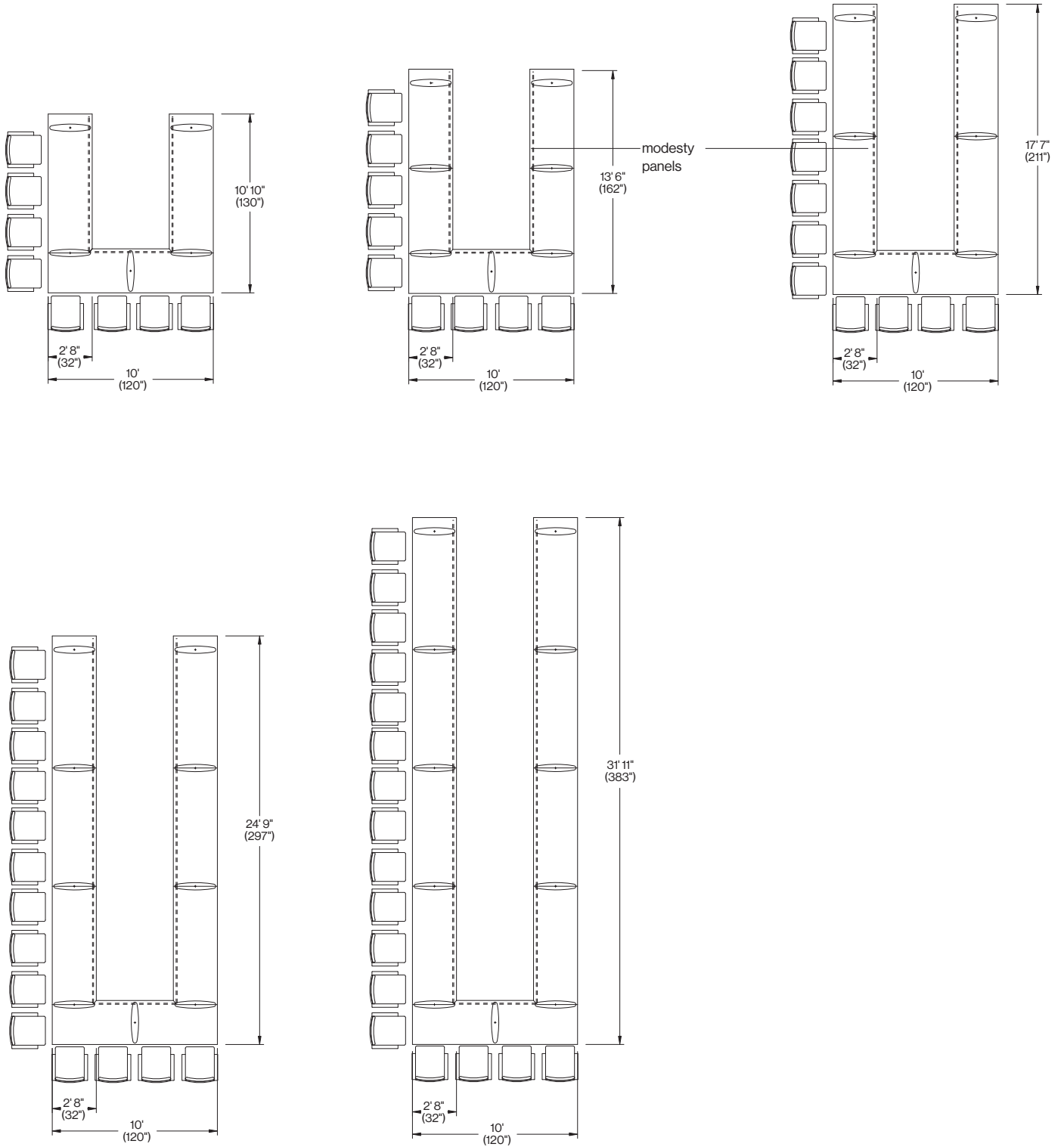
Note: Bases drawn represent all base styles.



# VOX® CONFERENCE TABLES - OVERVIEW

## CONGRESS™ SHAPE (OPEN)

Note: Bases drawn represent all base styles.



# VOX® CONFERENCE TABLES


## CONGRESS™ SHAPE (CLOSED)



Specify edge type; add the two letter code after the model number.



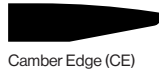
Facet Edge (FC)



Taper Edge (TE)

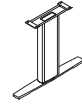


Flowform Edge (FF)  
5% upcharge  
laminare not available



Camber Edge (CE)  
5% upcharge  
laminare not available

Anodized Aluminum



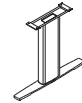
### Partial Wood Modesty Panel

### Partial Aluminum Modesty Panel

\* Based on a chair width of 25".

L" x D"	Sugg Seat Capacity	Top Finish	Top Sections	Number of Bases-Size	Model Number	T-Base List Price	Model Number	T-Base List Price
<b>120 96</b>	<b>14</b>	<b>Wood</b>	<b>4</b>	<b>4-24</b>	<b>55101/2</b>	<b>21,870</b>	<b>53071/2</b>	<b>22,225</b>
120 96	14	P-Lam	4	4-24	55101/5	18,355	53071/5	18,700
<b>144 96</b>	<b>16</b>	<b>Wood</b>	<b>4</b>	<b>4-24</b>	<b>55102/2</b>	<b>24,615</b>	<b>53072/2</b>	<b>25,070</b>
144 96	16	P-Lam	4	4-24	55102/5	20,580	53072/5	21,030
<b>182 96</b>	<b>18</b>	<b>Wood</b>	<b>6</b>	<b>6-24</b>	<b>55103/2</b>	<b>31,480</b>	<b>53073/2</b>	<b>32,095</b>
182 96	18	P-Lam	6	6-24	55103/5	26,650	53073/5	27,250
<b>230 96</b>	<b>22</b>	<b>Wood</b>	<b>6</b>	<b>6-24</b>	<b>55104/2</b>	<b>37,025</b>	<b>53074/2</b>	<b>37,820</b>
230 96	22	P-Lam	6	6-24	55104/5	31,115	53074/5	31,890
<b>316 96</b>	<b>28</b>	<b>Wood</b>	<b>8</b>	<b>8-24</b>	<b>55105/2</b>	<b>49,550</b>	<b>53075/2</b>	<b>50,715</b>
316 96	28	P-Lam	8	8-24	55105/5	41,765	53075/5	42,915
<b>402 96</b>	<b>34</b>	<b>Wood</b>	<b>10</b>	<b>10-24</b>	<b>55106/2</b>	<b>61,930</b>	<b>53076/2</b>	<b>63,420</b>
402 96	34	P-Lam	10	10-24	55106/5	52,240	53076/5	53,735

Mirror-Polished



\* Based on a chair width of 25".

### Partial Wood Modesty Panel

### Partial Aluminum Modesty Panel

L" x D"	Sugg Seat Capacity	Top Finish	Top Sections	Base Number-Size"	Model Number	T-Base List Price	Model Number	T-Base List Price
<b>120 96</b>	<b>14</b>	<b>Wood</b>	<b>4</b>	<b>4-24</b>	<b>55091/2</b>	<b>25,820</b>	<b>53061/2</b>	<b>26,160</b>
120 96	14	P-Lam	4	4-24	55091/5	22,300	53061/5	22,665
<b>144 96</b>	<b>16</b>	<b>Wood</b>	<b>4</b>	<b>4-24</b>	<b>55092/2</b>	<b>28,590</b>	<b>53062/2</b>	<b>29,010</b>
144 96	16	P-Lam	4	4-24	55092/5	24,535	53062/5	25,000
<b>182 96</b>	<b>18</b>	<b>Wood</b>	<b>6</b>	<b>6-24</b>	<b>55093/2</b>	<b>37,445</b>	<b>53063/2</b>	<b>38,050</b>
182 96	18	P-Lam	6	6-24	55093/5	32,585	53063/5	33,180
<b>230 96</b>	<b>22</b>	<b>Wood</b>	<b>6</b>	<b>6-24</b>	<b>55094/2</b>	<b>42,970</b>	<b>53064/2</b>	<b>43,750</b>
230 96	22	P-Lam	6	6-24	55094/5	37,035	53064/5	37,830
<b>316 96</b>	<b>28</b>	<b>Wood</b>	<b>8</b>	<b>8-24</b>	<b>55095/2</b>	<b>57,470</b>	<b>53065/2</b>	<b>58,635</b>
316 96	28	P-Lam	8	8-24	55095/5	49,665	53065/5	50,810
<b>402 96</b>	<b>34</b>	<b>Wood</b>	<b>10</b>	<b>10-24</b>	<b>55096/2</b>	<b>71,830</b>	<b>53066/2</b>	<b>73,320</b>
402 96	34	P-Lam	10	10-24	55096/5	62,120	53066/5	63,605



T-Base, partial wood modesty panel.



T-Base, partial aluminum modesty panel.

Table tops are 32" deep.  
Modesty panel options should be selected if tables are specified with Vox® Forums.  
For Access and Tower Base options contact Nienkämper Customer Service at **800.668.9318**

# VOX® CONFERENCE TABLES

## CONGRESS™ SHAPE (CLOSED)

T-BASE



Specify edge type; add the two letter code after the model number.



Facet Edge (FC)



Taper Edge (TE)

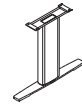


Flowform Edge (FF)  
5% upcharge  
laminare not available



Camber Edge (CE)  
5% upcharge  
laminare not available

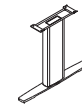
Anodized Aluminum



\* Based on a chair width of 25".

L" x D"	Sugg Seat Capacity	Top Finish	Top Sections	Number of Bases-Size	Partial Wood Modesty Panel		Partial Aluminum Modesty Panel	
					Model Number	T-Base List Price	Model Number	T-Base List Price
<b>120 x 120</b>	<b>16</b>	<b>Wood</b>	<b>4</b>	<b>6-24</b>	<b>55161/2</b>	<b>27,175</b>	<b>53171/2</b>	<b>27,635</b>
120 x 120	16	P-Lam	4	6-24	55161/5	23,125	53171/5	23,580
<b>144 x 120</b>	<b>18</b>	<b>Wood</b>	<b>4</b>	<b>6-24</b>	<b>55162/2</b>	<b>30,085</b>	<b>53172/2</b>	<b>30,645</b>
144 x 120	18	P-Lam	4	6-24	55162/5	25,515	53172/5	26,080
<b>182 x 120</b>	<b>20</b>	<b>Wood</b>	<b>6</b>	<b>8-24</b>	<b>55163/2</b>	<b>36,745</b>	<b>53173/2</b>	<b>37,440</b>
182 x 120	20	P-Lam	6	8-24	55163/5	31,350	53173/5	32,050
<b>230 x 120</b>	<b>24</b>	<b>Wood</b>	<b>6</b>	<b>8-24</b>	<b>55164/2</b>	<b>42,420</b>	<b>53174/2</b>	<b>43,320</b>
230 x 120	24	P-Lam	6	8-24	55164/5	35,945	53174/5	36,875
<b>316 x 120</b>	<b>30</b>	<b>Wood</b>	<b>8</b>	<b>10-24</b>	<b>55165/2</b>	<b>54,640</b>	<b>53175/2</b>	<b>55,870</b>
316 x 120	30	P-Lam	8	10-24	55165/5	46,325	53175/5	47,535
<b>402 x 120</b>	<b>36</b>	<b>Wood</b>	<b>10</b>	<b>12-24</b>	<b>55166/2</b>	<b>67,045</b>	<b>53176/2</b>	<b>67,910</b>
402 x 120	36	P-Lam	10	12-24	55166/5	56,790	53176/5	57,690

Mirror-Polished



\* Based on a chair width of 25".

L" x D"	Sugg Seat Capacity	Top Finish	Top Sections	Number of Bases-Size	Partial Wood Modesty Panel		Partial Aluminum Modesty Panel	
					Model Number	T-Base List Price	Model Number	T-Base List Price
<b>120 x 120</b>	<b>16</b>	<b>Wood</b>	<b>4</b>	<b>6-24</b>	<b>55151/2</b>	<b>33,110</b>	<b>53161/2</b>	<b>33,555</b>
120 x 120	16	P-Lam	4	6-24	55151/5	29,075	53161/5	29,495
<b>144 x 120</b>	<b>18</b>	<b>Wood</b>	<b>4</b>	<b>6-24</b>	<b>55152/2</b>	<b>36,035</b>	<b>53162/2</b>	<b>36,595</b>
144 x 120	18	P-Lam	4	6-24	55152/5	31,445	53162/5	32,000
<b>182 x 120</b>	<b>20</b>	<b>Wood</b>	<b>6</b>	<b>8-24</b>	<b>55153/2</b>	<b>44,635</b>	<b>53163/2</b>	<b>45,330</b>
182 x 120	20	P-Lam	6	8-24	55153/5	39,270	53163/5	39,970
<b>230 x 120</b>	<b>24</b>	<b>Wood</b>	<b>6</b>	<b>8-24</b>	<b>55154/2</b>	<b>50,325</b>	<b>53164/2</b>	<b>51,240</b>
230 x 120	24	P-Lam	6	8-24	55154/5	43,855	53164/5	44,780
<b>316 x 120</b>	<b>30</b>	<b>Wood</b>	<b>8</b>	<b>10-24</b>	<b>55155/2</b>	<b>64,530</b>	<b>53165/2</b>	<b>65,750</b>
316 x 120	30	P-Lam	8	10-24	55155/5	56,200	53165/5	57,430
<b>402 x 120</b>	<b>36</b>	<b>Wood</b>	<b>10</b>	<b>12-24</b>	<b>55156/2</b>	<b>78,910</b>	<b>53166/2</b>	<b>79,790</b>
402 x 120	36	P-Lam	10	12-24	55156/5	68,680	53166/5	69,550



T-Base, partial wood modesty panel.



T-Base, partial aluminum modesty panel.

Table tops are 32" deep.

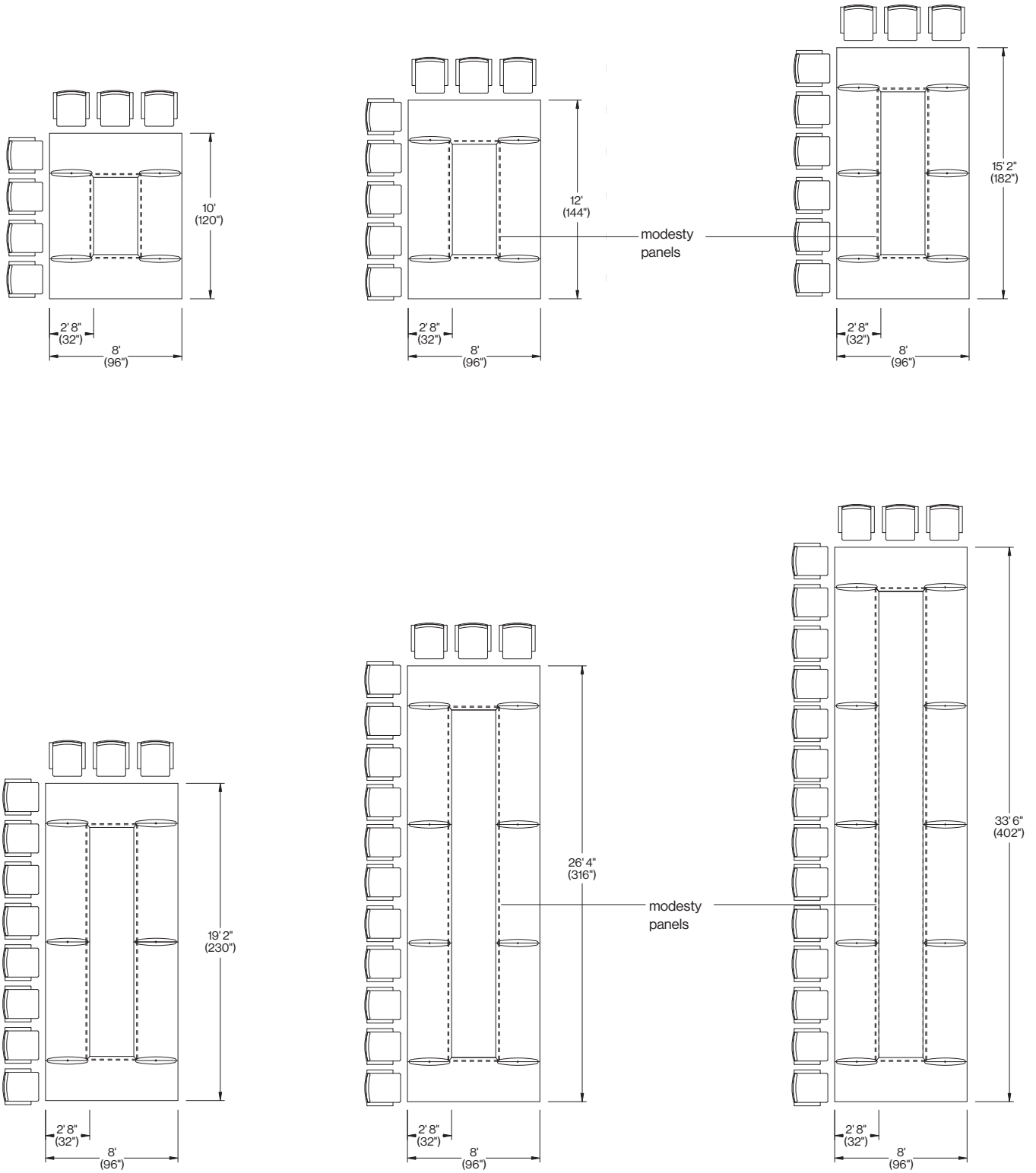
Modesty panel options should be selected if tables are specified with Vox® Forums.

For Access and Tower Base options contact Nienkämper Customer Service at **800.668.9318**

# VOX<sup>®</sup> CONFERENCE TABLES - OVERVIEW

## CONGRESS™ SHAPE (CLOSED)

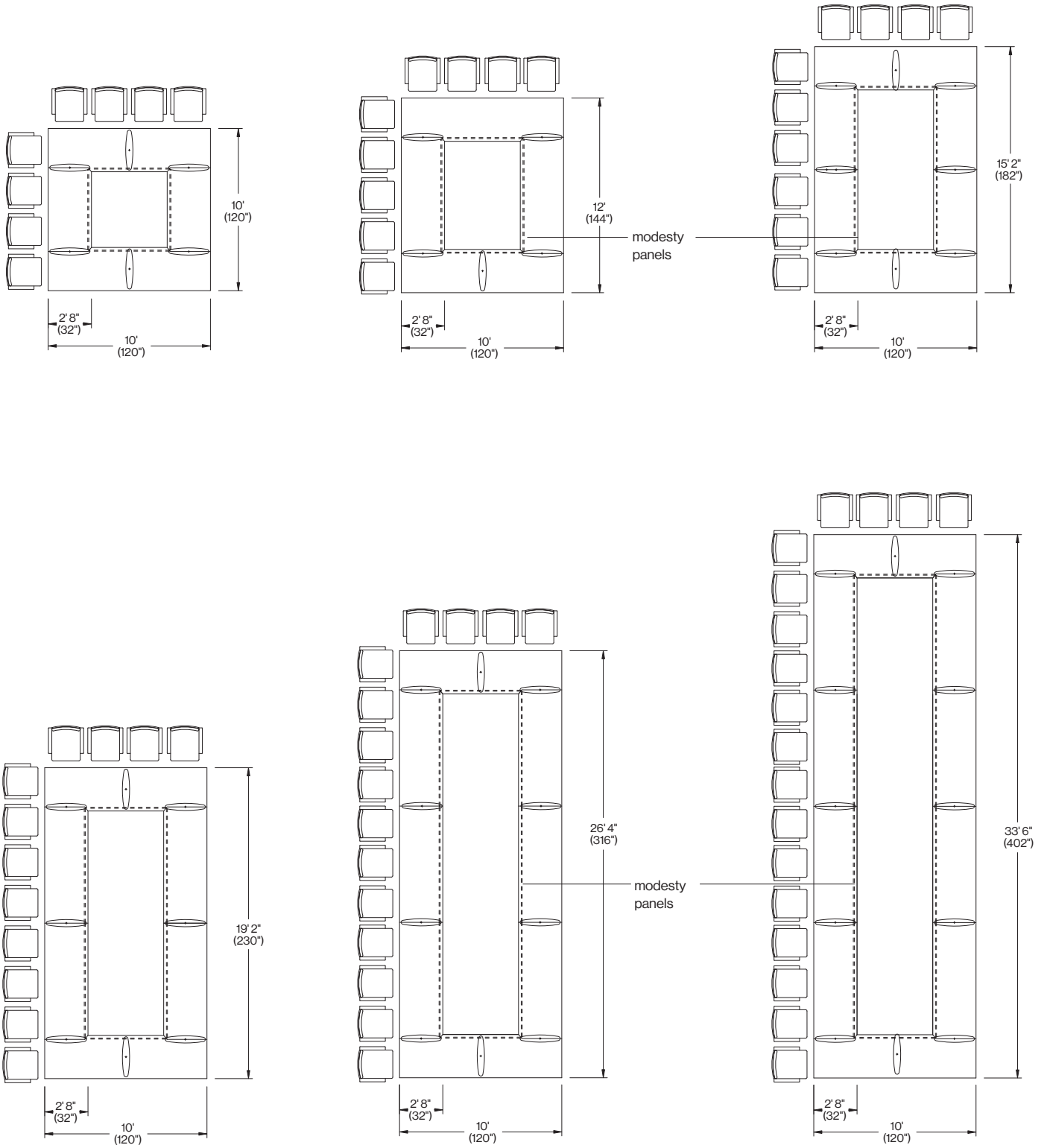
Note: Bases drawn represent all base styles.



# VOX<sup>®</sup> CONFERENCE TABLES - OVERVIEW

## CONGRESS™ SHAPE (CLOSED)

Note: Bases drawn represent all base styles.



# VOX® CONFERENCE TABLES

## VISTA™ SHAPE (OPEN)



Specify edge type; add the two letter code after the model number.



Facet Edge (FC)



Taper Edge (TE)

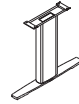


Flowform Edge (FF)  
5% upcharge  
laminates not available



Camber Edge (CE)  
5% upcharge  
laminates not available

Anodized Aluminum

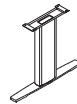


Partial  
Wood  
Modesty  
Panel

\* Based on a chair width of 25".

L" x D"	Sugg Seat Capacity	Top Finish	Top Sections	Number of Bases-Size	Model Number	T-Base List Price
<b>128 60-100</b>	<b>8-10</b>	<b>Wood</b>	<b>3</b>	<b>4-24</b>	<b>55011/2</b>	<b>25,725</b>
128 60-100	8-10	P-Lam	3	4-24	55011/5	21,995
<b>213 60-111</b>	<b>14-16</b>	<b>Wood</b>	<b>5</b>	<b>6-24</b>	<b>55012/2</b>	<b>43,365</b>
213 60-111	14-16	P-Lam	5	6-24	55012/5	36,745
<b>299 60-112</b>	<b>20-22</b>	<b>Wood</b>	<b>7</b>	<b>8-24</b>	<b>55013/2</b>	<b>57,685</b>
299 60-112	20-22	P-Lam	7	8-24	55013/5	48,965
<b>384 66-144</b>	<b>26-28</b>	<b>Wood</b>	<b>9</b>	<b>10-24</b>	<b>55014/2</b>	<b>74,230</b>
384 66-144	26-28	P-Lam	9	10-24	55014/5	62,930
<b>469 66-144</b>	<b>32-34</b>	<b>Wood</b>	<b>11</b>	<b>12-24</b>	<b>55015/2</b>	<b>91,425</b>
469 66-144	32-34	P-Lam	11	12-24	55015/5	77,370

Mirror-Polished



Partial  
Wood  
Modesty  
Panel

\* Based on a chair width of 25".

L" x D"	Sugg Seat Capacity	Top Finish	Top Sections	Number of Bases-Size	Model Number	T-Base List Price
<b>128 60-100</b>	<b>8-10</b>	<b>Wood</b>	<b>3</b>	<b>4-24</b>	<b>53101/2</b>	<b>29,650</b>
128 60-100	8-10	P-Lam	3	4-24	53101/5	25,935
<b>213 60-111</b>	<b>14-16</b>	<b>Wood</b>	<b>5</b>	<b>6-24</b>	<b>53102/2</b>	<b>49,305</b>
213 60-111	14-16	P-Lam	5	6-24	53102/5	42,670
<b>299 60-112</b>	<b>20-22</b>	<b>Wood</b>	<b>7</b>	<b>8-24</b>	<b>53103/2</b>	<b>65,595</b>
299 60-112	20-22	P-Lam	7	8-24	53103/5	55,400
<b>384 66-144</b>	<b>26-28</b>	<b>Wood</b>	<b>9</b>	<b>10-24</b>	<b>53104/2</b>	<b>84,120</b>
384 66-144	26-28	P-Lam	9	10-24	53104/5	72,805
<b>469 66-144</b>	<b>32-34</b>	<b>Wood</b>	<b>11</b>	<b>12-24</b>	<b>53105/2</b>	<b>103,290</b>
469 66-144	32-34	P-Lam	11	12-24	53105/5	89,245

Table tops are 32" deep.

Modesty panel options should be selected if tables are specified with Vox® Forums.

For Access and Tower Base options contact Nienkämper Customer Service at **800.668.9318**



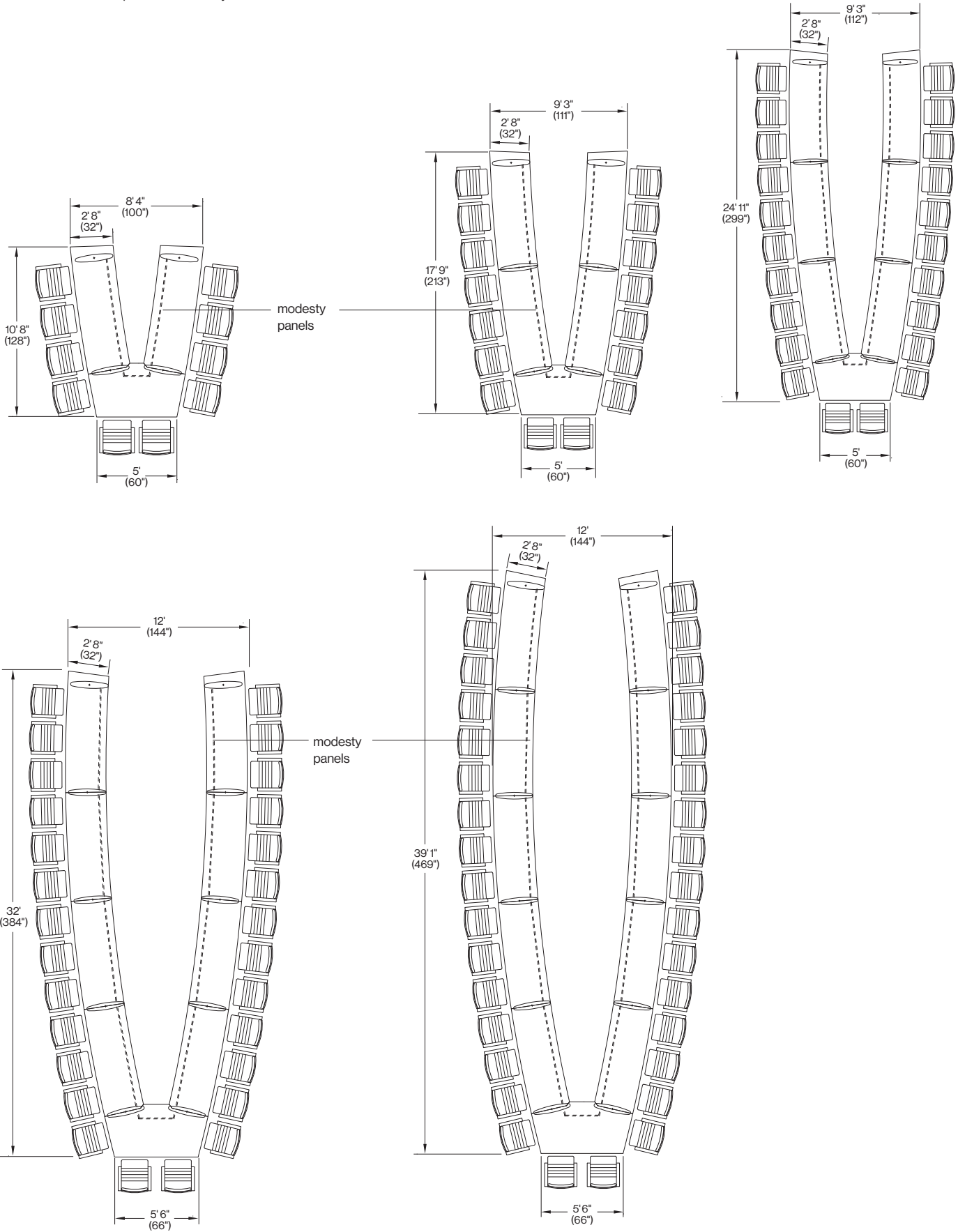
T-Base, partial wood modesty panel.

# VOX<sup>®</sup> CONFERENCE TABLES

## VISTA<sup>™</sup> SHAPE (OPEN)



Note: Bases drawn represent all base styles.



# VOX® CONFERENCE TABLES

## ARENA™ SHAPE (OPEN)



Specify edge type; add the two letter code after the model number.



Facet Edge (FC)



Taper Edge (TE)



Flowform Edge (FF)  
5% upcharge  
laminare not available



Camber Edge (CE)  
5% upcharge  
laminare not available

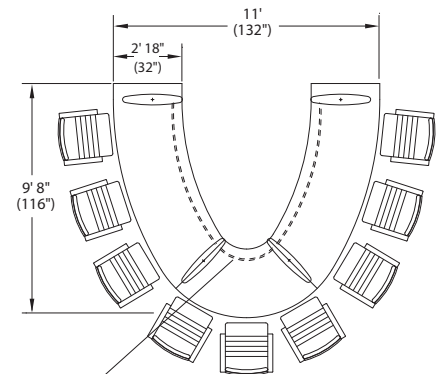
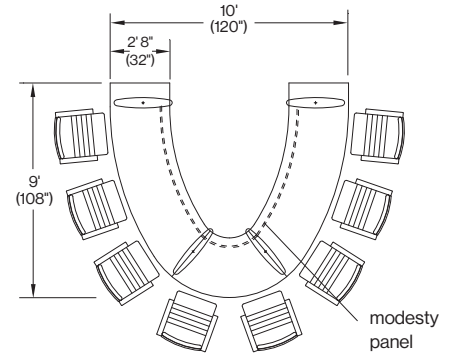
Anodized Aluminum



Partial  
Wood  
Modesty  
Panel

\* Based on a chair width of 25".

L" x D"	Sugg Seat Capacity	Top Finish	Top Sections	Number of Bases-Size	Model Number	T-Base List Price
<b>108 120</b>	<b>6-8</b>	<b>Wood</b>	<b>3</b>	<b>4-24</b>	<b>24771/2</b>	<b>31,145</b>
108 120	6-8	P-Lam	3	4-24	24771/5	27,290
<b>116 132</b>	<b>7-9</b>	<b>Wood</b>	<b>3</b>	<b>4-24</b>	<b>24772/2</b>	<b>34,950</b>
116 132	7-9	P-Lam	3	4-24	24772/5	30,395
<b>132 144</b>	<b>9-11</b>	<b>Wood</b>	<b>3</b>	<b>4-24</b>	<b>24773/2</b>	<b>40,475</b>
132 144	9-11	P-Lam	3	4-24	24773/5	35,035



Mirror-Polished



Partial  
Wood  
Modesty  
Panel

\* Based on a chair width of 25".

L" x D"	Sugg Seat Capacity	Top Finish	Top Sections	Number of Bases-Size	Model Number	T-Base List Price
<b>108 120</b>	<b>6-8</b>	<b>Wood</b>	<b>3</b>	<b>4-24</b>	<b>24741/2</b>	<b>35,105</b>
108 120	6-8	P-Lam	3	4-24	24741/5	31,240
<b>116 132</b>	<b>7-9</b>	<b>Wood</b>	<b>3</b>	<b>4-24</b>	<b>24742/2</b>	<b>38,885</b>
116 132	7-9	P-Lam	3	4-24	24742/5	34,355
<b>132 144</b>	<b>9-11</b>	<b>Wood</b>	<b>3</b>	<b>4-24</b>	<b>24743/2</b>	<b>44,365</b>
132 144	9-11	P-Lam	3	4-24	24743/5	38,885

modesty  
panel

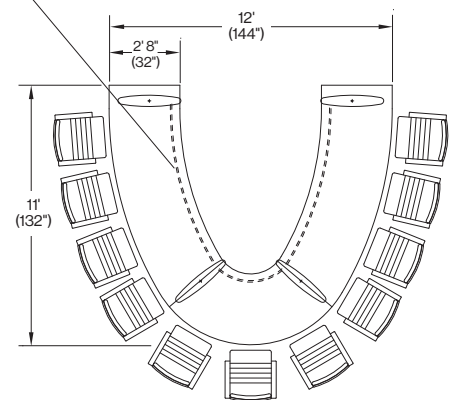


Table tops are 32" deep.

Modesty panel options should be selected if tables are specified with Vox® Forums.

For Access and Tower Base options contact Nienkämper Customer Service at **800.668.9318**

Note: Bases drawn represent all base styles.



T-Base, partial wood modesty panel.

# VOX® CONFERENCE TABLES

## ARENA™ SHAPE (CLOSED)

T-BASE



Specify edge type; add the two letter code after the model number.



Facet Edge (FC)



Taper Edge (TE)

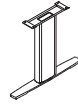


Flowform Edge (FF)  
5% upcharge  
laminare not available



Camber Edge (CE)  
5% upcharge  
laminare not available

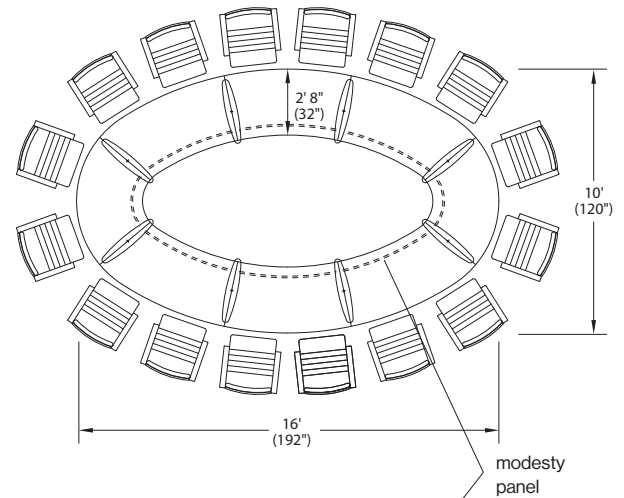
Anodized Aluminum



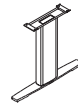
Partial  
Wood  
Modesty  
Panel

\* Based on a chair width of 25".

L" x D"	Sugg Seat Capacity	Top Finish	Top Sections	Number of Bases-Size	Model Number	T-Base List Price
<b>192 120</b>	<b>14-16</b>	<b>Wood</b>	<b>8</b>	<b>8-24</b>	<b>24774/2</b>	<b>57,175</b>
192 120	14-16	P-Lam	8	8-24	24774/5	50,360
<b>216 132</b>	<b>16-20</b>	<b>Wood</b>	<b>8</b>	<b>8-24</b>	<b>24775/2</b>	<b>61,225</b>
216 132	16-20	P-Lam	8	8-24	24775/5	53,465
<b>240 144</b>	<b>18-22</b>	<b>Wood</b>	<b>8</b>	<b>8-24</b>	<b>24776/2</b>	<b>67,565</b>
240 144	18-22	P-Lam	8	8-24	24776/5	58,765



Mirror-Polished



Partial  
Wood  
Modesty  
Panel

\* Based on a chair width of 25".

L" x D"	Sugg Seat Capacity	Top Finish	Top Sections	Number of Bases-Size	Model Number	T-Base List Price
<b>192 120</b>	<b>14-16</b>	<b>Wood</b>	<b>8</b>	<b>8-24</b>	<b>24744/2</b>	<b>65,085</b>
192 120	14-16	P-Lam	8	8-24	24744/5	58,255
<b>216 132</b>	<b>16-20</b>	<b>Wood</b>	<b>8</b>	<b>8-24</b>	<b>24745/2</b>	<b>69,130</b>
216 132	16-20	P-Lam	8	8-24	24745/5	61,385
<b>240 144</b>	<b>18-22</b>	<b>Wood</b>	<b>8</b>	<b>8-24</b>	<b>24746/2</b>	<b>75,315</b>
240 144	18-22	P-Lam	8	8-24	24746/5	66,525

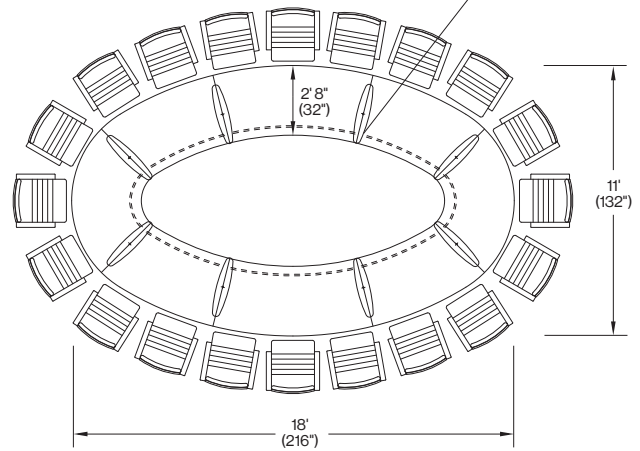
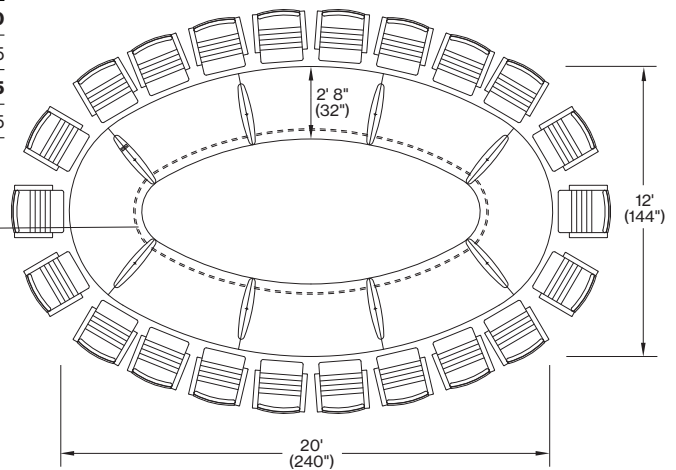


Table tops are 32" deep.

Modesty panel options should be selected if tables are specified with Vox® Forums. For Access and Tower Base options contact Nienkämper Customer Service at 800.668.9318

modesty panel



Note: Bases drawn represent all base styles.



T-Base, partial wood modesty panel.


# VOX® CONFERENCE TABLES

## RACETRACK (OPEN)

T-BASE



Specify edge type; add the two letter code after the model number.



Facet Edge (FC)

Taper Edge (TE)

Flowform Edge (FF)  
5% upcharge  
laminare not available

Camber Edge (CE)  
5% upcharge  
laminare not available

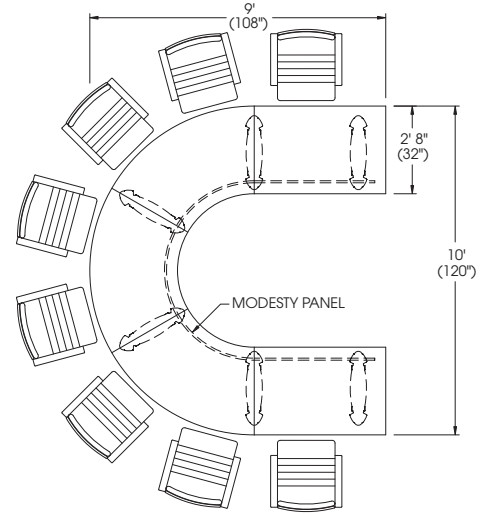
Anodized Aluminum



Partial  
Wood  
Modesty  
Panel

\* Based on a chair width of 25".

L" x D"	Sugg Seat Capacity	Top Finish	Top Sections	Number of Bases-Size	Model Number	T-Base List Price
<b>108 120</b>	<b>6-8</b>	<b>Wood</b>	<b>5</b>	<b>6-24</b>	<b>28324/2</b>	<b>32,520</b>
108 120	6-8	P-Lam	5	6-24	28324/5	28,755
<b>116 132</b>	<b>7-9</b>	<b>Wood</b>	<b>5</b>	<b>6-24</b>	<b>28325/2</b>	<b>36,200</b>
116 132	7-9	P-Lam	5	6-24	28325/5	31,795
<b>132 144</b>	<b>9-11</b>	<b>Wood</b>	<b>5</b>	<b>6-24</b>	<b>28326/2</b>	<b>41,560</b>
132 144	9-11	P-Lam	5	6-24	28326/5	36,285



Mirror-Polished



Partial  
Wood  
Modesty  
Panel

\* Based on a chair width of 25".

L" x D"	Sugg Seat Capacity	Top Finish	Top Sections	Number of Bases-Size	Model Number	T-Base List Price
<b>108 120</b>	<b>6-8</b>	<b>Wood</b>	<b>5</b>	<b>6-24</b>	<b>28321/2</b>	<b>38,335</b>
108 120	6-8	P-Lam	5	6-24	28321/5	34,570
<b>116 132</b>	<b>7-9</b>	<b>Wood</b>	<b>5</b>	<b>6-24</b>	<b>28322/2</b>	<b>42,020</b>
116 132	7-9	P-Lam	5	6-24	28322/5	37,610
<b>132 144</b>	<b>9-11</b>	<b>Wood</b>	<b>5</b>	<b>6-24</b>	<b>28323/2</b>	<b>47,310</b>
132 144	9-11	P-Lam	5	6-24	28323/5	42,020

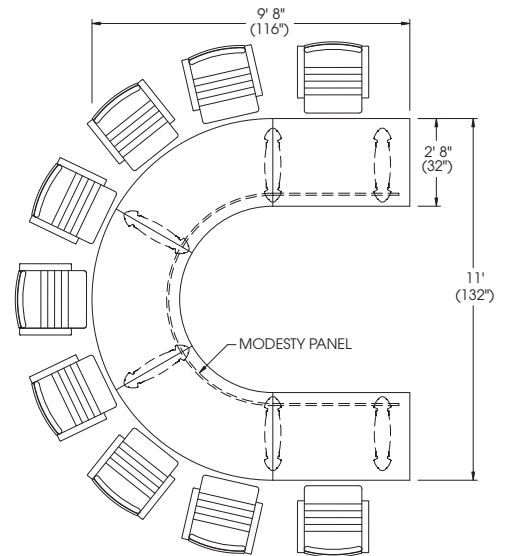


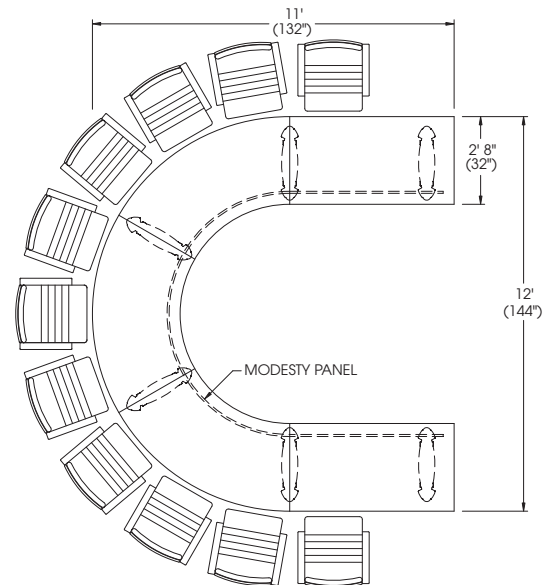
Table tops are 32" deep.

Modesty panel options should be selected if tables are specified with Vox® Forums.

For Access and Tower Base options contact Nienkämper Customer Service at **800.668.9318**



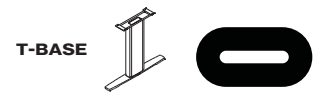
T-Base, partial wood modesty panel.



Note: Bases drawn in plan view above represent all base styles.

# VOX® CONFERENCE TABLES

## RACETRACK (CLOSED)



Specify edge type; add the two letter code after the model number.



Facet Edge (FC)



Taper Edge (TE)

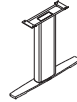


Flowform Edge (FF)  
5% upcharge  
laminates not available



Camber Edge (CE)  
5% upcharge  
laminates not available

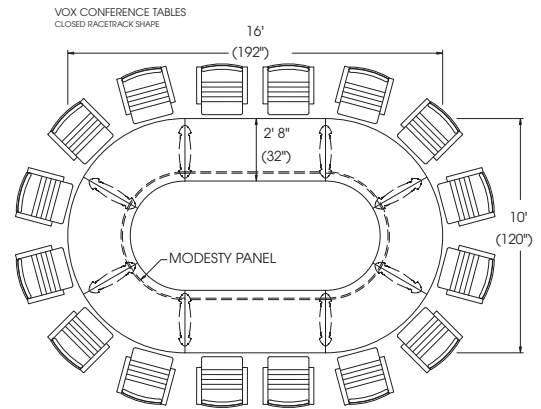
Anodized Aluminum



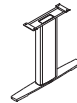
### Partial Wood Modesty Panel

\* Based on a chair width of 25".

L" x D"	Sugg Seat Capacity	Top Finish	Top Sections	Number of Bases-Size	Model Number	T-Base List Price
<b>192 120</b>	<b>6-8</b>	<b>Wood</b>	<b>8</b>	<b>8-24</b>	<b>28354/2</b>	<b>56,595</b>
192 120	6-8	P-Lam	8	8-24	28354/5	49,855
<b>216 132</b>	<b>7-9</b>	<b>Wood</b>	<b>8</b>	<b>8-24</b>	<b>28355/2</b>	<b>60,610</b>
216 132	7-9	P-Lam	8	8-24	28355/5	52,950
<b>240 144</b>	<b>9-11</b>	<b>Wood</b>	<b>8</b>	<b>8-24</b>	<b>28356/2</b>	<b>66,880</b>
240 144	9-11	P-Lam	8	8-24	28356/5	58,185



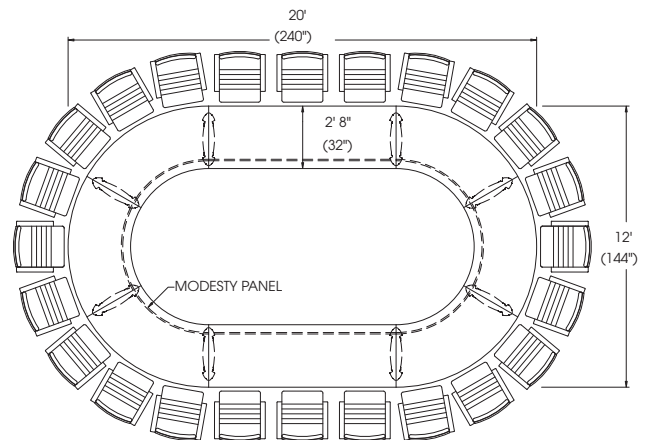
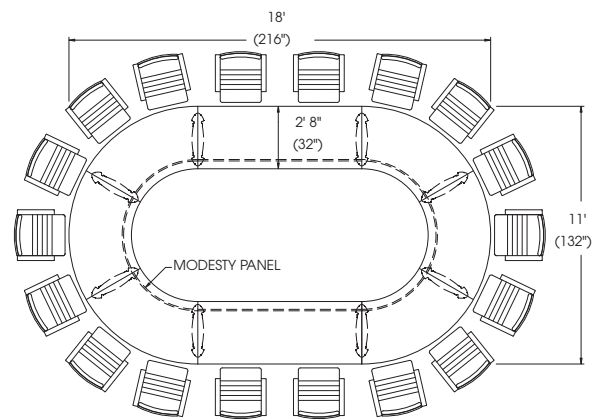
Mirror-Polished



### Partial Wood Modesty Panel

\* Based on a chair width of 25".

L" x D"	Sugg Seat Capacity	Top Finish	Top Sections	Number of Bases-Size	Model Number	T-Base List Price
<b>192 120</b>	<b>6-8</b>	<b>Wood</b>	<b>8</b>	<b>8-24</b>	<b>28351/2</b>	<b>64,420</b>
192 120	6-8	P-Lam	8	8-24	28351/5	57,685
<b>216 132</b>	<b>7-9</b>	<b>Wood</b>	<b>8</b>	<b>8-24</b>	<b>28352/2</b>	<b>68,415</b>
216 132	7-9	P-Lam	8	8-24	28352/5	60,760
<b>240 144</b>	<b>9-11</b>	<b>Wood</b>	<b>8</b>	<b>8-24</b>	<b>28353/2</b>	<b>74,560</b>
240 144	9-11	P-Lam	8	8-24	28353/5	65,870



Note: Bases drawn in plan view above represent all base styles.



T-Base, partial wood modesty panel.

# WIRING VOX® TABLES

## VOX® TABLE WITH T-BASE (OPTION 1)

### T-BASE (option 1)

The Vox® T-Base has a vertical raceway which is concealed with removable panels that easily snap on or off the raceway cavity by pulling the top of the panel to remove it, and then pressing it back into place. Cabling access is located directly under the centre of the base at the floor. The overall footprint of the base allows for an area at floor level to conceal cabling coming from a raised floor monument or core drill. If positioned directly over a flush floor box, the base will allow for cables to plug into the receptacle.

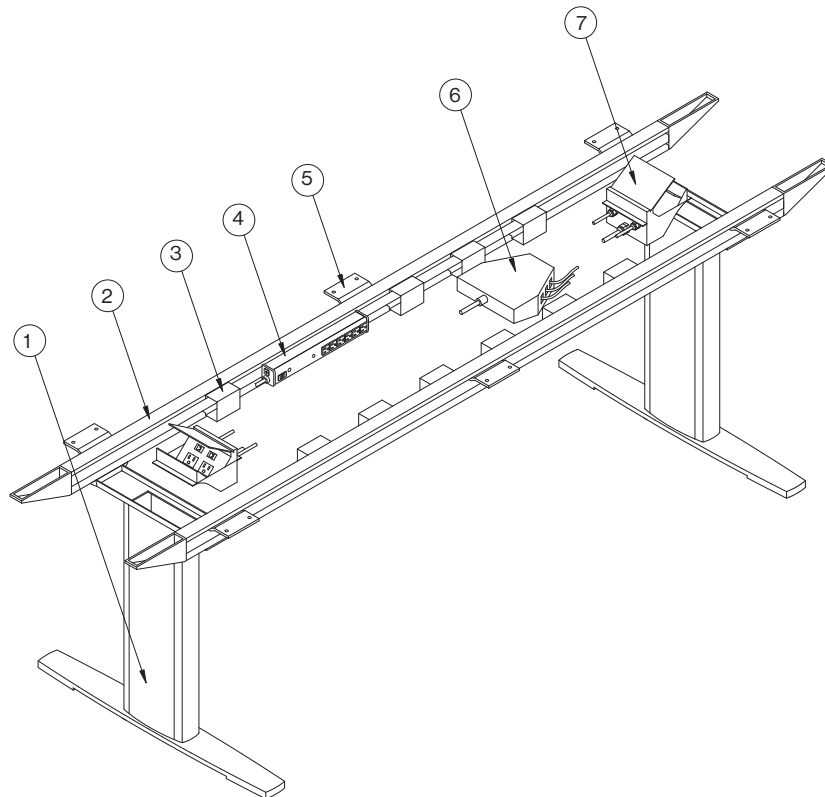
T-Bases come in a variety of sizes, which are noted beside the model numbers of the Vox Tables. Specific dimensions and interior clearances for each base style and size are shown on pages 17-21.

Once cabling has been routed through the base to the underside of the top, it can be channeled and secured with Wire Management "U" Clips (supplied) which can be positioned along the length of the rail support system. Wire Management Strips are also provided, which can be adhered to the underside of the top as required.

When including a quantity of Vox® Forums to be hard-wired on site, the electrician should allow for one J-Box per Forum on the underside of the top to complete site-wiring.

Voice and data cabling can also be consolidated by mounting a Data Hub (provided by others) to the underside of the table.

1. T-Base
2. Support Rail
3. Wire Management U-Clip
4. Surge Protector
5. Rail to Top Bracket
6. Data Hub (Supplied by others)
7. Vox® Forum



### T-BASE (option 2)

The Vox T-Base has a vertical raceway which is concealed with removable panels that easily snap on or off the raceway cavity by pulling the top of the panel to remove it, and then pressing it back into place. Cabling access is located directly under the centre of the base at the floor. The overall footprint of the base allows for an area at floor level to conceal cabling coming from a raised floor monument or core drill. If positioned directly over a flush floor box, the base will allow for cables to plug into the receptacle.

In situations where the floor receptacles cannot be positioned directly under the bases, or are already in place but away from the bases, two Cable Conduit styles are available to provide cable management. Both conduit styles are fastened to a bridging component which is then attached to the rails along the underside of the top. The entire assembly can then be easily moved along the length of the rails. It includes a counterweight at its base that can be positioned over the cable access point at floor level:

A. Expandable Cable Conduit (see page 274): This conduit expands or contracts to adapt to different cable capacities.

B. Linked Cable Conduit (see page 274): This conduit is comprised of a series of rectangular elements that are each divided into four cavities, which allow for the separation and management of individual wires. As an assembly it bends in a single direction, but can be rotated about its mount.

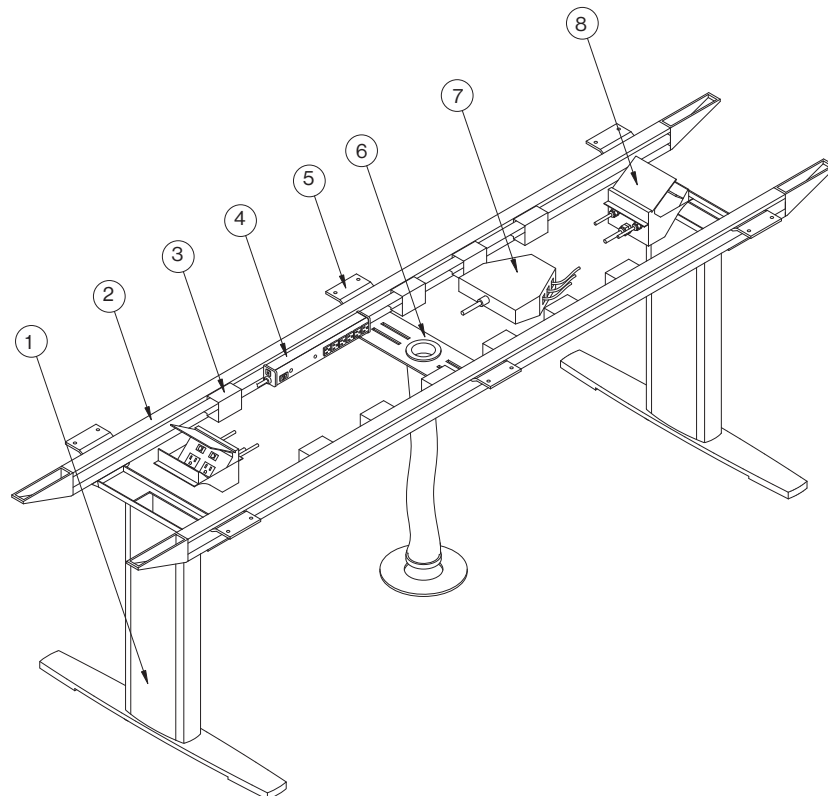
T-Bases come in a variety of sizes, which are noted beside the model numbers of the Vox Tables. Specific dimensions and interior clearances for each base style and size are shown on pages 17-21.

Once cabling has been routed through the base to the underside of the top, it can be channeled and secured with Wire Management “U” Clips (supplied) which can be positioned along the length of the rail support system. Wire Management Strips are also provided, which can be adhered to the underside of the top as required.

When including a quantity of Vox Forums to be hard-wired on site, the electrician should allow for one J-Box per Forum on the underside of the top to complete site-wiring.

Voice and data cabling can also be consolidated by mounting a Data Hub (provided by others) to the underside of the table.

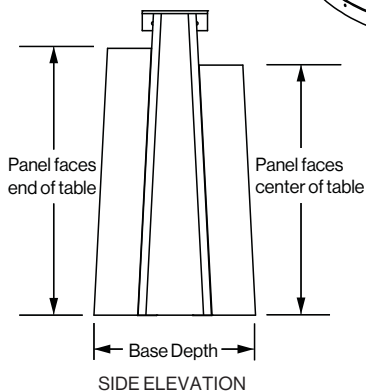
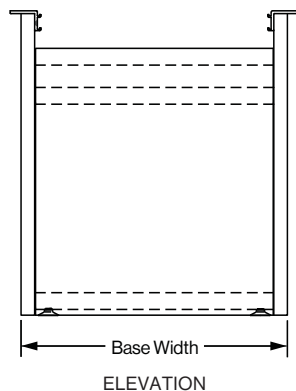
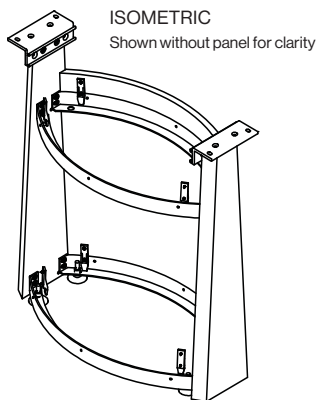
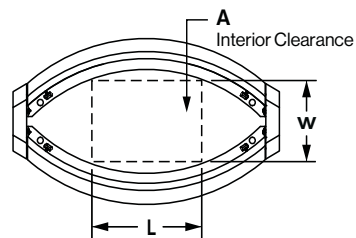
1. T-Base
2. Support Rail
3. Wire Management U-Clip
4. Surge Protector
5. Rail to Top Bracket
6. Expandable Cable Conduit
7. Data Hub (Supplied by others)
8. Vox® Forum



# VOX® TOWER BASE INTERIOR CLEARANCES

**Tower Base** - Much like the Access base, these bases are designed for maximum capacity to house connectivity /power devices, retractors and cabling inside with ease. An ample foot print and minimal interior obstruction allows floor monuments and core locations to be easily concealed in this attractive wood base. Styling is simple yet elegant with lift off panels and fixed ends supporting the base. Four sizes are available depending on table depth and specific dimensional details can be found in the information below. All Nienkämper fine wood veneers and plastic laminates are available to suit your needs. Detailed drawings for all standard Vox tables, including base locations, can be downloaded from [www.nienkamper.com](http://www.nienkamper.com)

Description	Base Width"	Base Depth"	Interior Clearance L"	Interior Clearance W"
TOWER BASE PLAN VIEW	20	11 <sup>5</sup> / <sub>8</sub>	5	7
	24	14 <sup>7</sup> / <sub>8</sub>	6 <sup>3</sup> / <sub>4</sub>	10
	30	15 <sup>1</sup> / <sub>4</sub>	7 <sup>1</sup> / <sub>4</sub>	12
	36	15 <sup>3</sup> / <sub>4</sub>	7 <sup>1</sup> / <sub>4</sub>	12



# VOX® CONFERENCE TABLES

RECTANGLE SHAPE Design Nienkämper



All Rectangular shape table sizes available with optional 6" radius "Soft" corner (must be specified at time of order)

Specify edge type; add the two letter code after the model number.



Facet Edge (FC)



Taper Edge (TE)



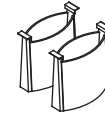
Flowform Edge (FF)  
5% upcharge  
laminates not available



Camber Edge (CE)  
5% upcharge  
laminates not available

\* Based on a chair width of 25".


L" x D"	Sugg Seat Capacity	Top Finish	Top Sections	Model Number	Number of Bases-Size	2 Tower Bases List Price
72 x 36	4-6	Wood	1	83001/2	2-20	7,380
72 x 36	4-6	P-Lam	1	83001/5	2-20	6,445
78 x 38	4-6	Wood	1	83002/2	2-20	7,920
78 x 38	4-6	P-Lam	1	83002/5	2-20	6,860
84 x 38	6-8	Wood	1	83003/2	2-20	8,245
84 x 38	6-8	P-Lam	1	83003/5	2-20	7,105
84 x 42	6-8	Wood	1	83004/2	2-20	8,730
84 x 42	6-8	P-Lam	1	83004/5	2-20	7,475
96 x 42	6-8	Wood	1	83005/2	2-20	9,485
96 x 42	6-8	P-Lam	1	83005/5	2-20	8,060
96 x 48	6-8	Wood	1	83006/2	2-20	10,330
96 x 48	6-8	P-Lam	1	83006/5	2-20	8,730
108 x 42	8-10	Wood	2	83007/2	2-20	10,235
108 x 42	8-10	P-Lam	2	83007/5	2-20	8,595
108 x 48	8-10	Wood	2	83008/2	2-20	11,180
108 x 48	8-10	P-Lam	2	83008/5	2-20	9,355
120 x 42	8-10	Wood	2	83009/2	2-20	11,955
120 x 42	8-10	P-Lam	2	83009/5	2-20	10,160
120 x 48	8-10	Wood	2	83010/2	2-20	12,995
120 x 48	8-10	P-Lam	2	83010/5	2-20	10,975
120 x 54	8-10	Wood	2	83011/2	2-24	14,410
132 x 48	8-10	Wood	2	83012/2	2-20	14,170
132 x 54	8-10	Wood	2	83013/2	2-24	15,600
144 x 48	10-12	Wood	2	83014/2	2-20	16,610
144 x 54	10-12	Wood	2	83015/2	2-24	18,000
144 x 60	10-12	Wood	2	83016/2	2-30	19,355



These models are constructed without support rails – bases are attached directly to tops.

\* Based on a chair width of 25".

L" x D"	Sugg Seat Capacity	Top Finish	Top Sections	Model Number	Number of Bases-Size	3 Tower Bases List Price
156 x 48	10-12	Wood	2	83017/2	3-20	17,740
156 x 54	12-14	Wood	2	83018/2	3-24	19,290
156 x 60	12-14	Wood	2	83019/2	3-30	20,790
156 x 66	12-14	Wood	3	83020/2	3-30	22,445
168 x 48	12-14	Wood	2	83021/2	3-20	19,780
168 x 54	12-14	Wood	2	83022/2	3-24	21,465
168 x 60	12-14	Wood	2	83023/2	3-30	23,135
168 x 66	12-14	Wood	3	83024/2	3-30	24,930



All table sizes are available with Plastic Laminate top surfaces. To specify, select the desired table size and replace '/2' in the wood finish model number with '/5'.

# VOX® CONFERENCE TABLES

RECTANGLE SHAPE Design Nienkämper



Specify edge type; add the two letter code after the model number.



Facet Edge (FC)



Taper Edge (TE)



Flowform Edge (FF)  
5% upcharge  
laminare not available

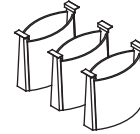


Camber Edge (CE)  
5% upcharge  
laminare not available

All Rectangular shape table sizes available with optional 6" radius "Soft" corner (must be specified at time of order)


\* Based on a chair width of 25".

L" x D"	Sugg Seat Capacity	Top Finish	Top Sections	Model Number	Number of Bases-Size	3 Tower Bases List Price
<b>180 x 48</b>	<b>12-14</b>	<b>Wood</b>	<b>3</b>	<b>83025/2</b>	<b>3-20</b>	<b>20,705</b>
180 x 54	14-16	Wood	3	83026/2	3-24	22,520
<b>180 x 60</b>	<b>14-16</b>	<b>Wood</b>	<b>3</b>	<b>83027/2</b>	<b>3-30</b>	<b>24,275</b>
180 x 66	14-16	Wood	3	83028/2	3-30	26,200
<b>180 x 72</b>	<b>14-16</b>	<b>Wood</b>	<b>3</b>	<b>83029/2</b>	<b>3-36</b>	<b>28,030</b>
192 x 54	14-16	Wood	4	83030/2	3-24	24,165
<b>192 x 60</b>	<b>14-16</b>	<b>Wood</b>	<b>4</b>	<b>83031/2</b>	<b>3-30</b>	<b>26,120</b>
192 x 66	14-16	Wood	4	83032/2	3-30	28,225
<b>192 x 72</b>	<b>14-16</b>	<b>Wood</b>	<b>4</b>	<b>83033/2</b>	<b>3-36</b>	<b>30,220</b>
204 x 54	14-16	Wood	4	83034/2	3-24	25,225
<b>204 x 60</b>	<b>16-18</b>	<b>Wood</b>	<b>4</b>	<b>83035/2</b>	<b>3-30</b>	<b>27,280</b>
204 x 66	16-18	Wood	4	83036/2	3-30	29,500
<b>204 x 72</b>	<b>16-18</b>	<b>Wood</b>	<b>4</b>	<b>83037/2</b>	<b>3-36</b>	<b>31,635</b>
204 x 78	16-18	Wood	4	83038/2	3-36	33,725
<b>216 x 54</b>	<b>16-18</b>	<b>Wood</b>	<b>4</b>	<b>83039/2</b>	<b>3-24</b>	<b>27,060</b>
216 x 60	16-18	Wood	4	83040/2	3-30	29,285
<b>216 x 66</b>	<b>16-18</b>	<b>Wood</b>	<b>4</b>	<b>83041/2</b>	<b>3-30</b>	<b>31,690</b>
216 x 72	16-18	Wood	4	83042/2	3-36	34,015
<b>216 x 78</b>	<b>16-18</b>	<b>Wood</b>	<b>4</b>	<b>83043/2</b>	<b>3-36</b>	<b>36,295</b>



\* Based on a chair width of 25".

L" x D"	Sugg Seat Capacity	Top Finish	Top Sections	Model Number	Number of Bases-Size	4 Tower Bases List Price
<b>228 x 54</b>	<b>16-18</b>	<b>Wood</b>	<b>4</b>	<b>83044/2</b>	<b>4-24</b>	<b>29,905</b>
228 x 60	16-18	Wood	4	83045/2	4-30	32,355
<b>228 x 66</b>	<b>18-20</b>	<b>Wood</b>	<b>4</b>	<b>83046/2</b>	<b>4-30</b>	<b>35,670</b>
228 x 72	18-20	Wood	4	83047/2	4-36	37,455
<b>228 x 78</b>	<b>18-20</b>	<b>Wood</b>	<b>4</b>	<b>83048/2</b>	<b>4-36</b>	<b>39,935</b>
228 x 84	18-20	Wood	4	83049/2	4-36	42,315
<b>240 x 54</b>	<b>16-18</b>	<b>Wood</b>	<b>4</b>	<b>83050/2</b>	<b>4-24</b>	<b>31,585</b>
240 x 60	18-20	Wood	4	83051/2	4-30	34,200
<b>240 x 66</b>	<b>18-20</b>	<b>Wood</b>	<b>4</b>	<b>83052/2</b>	<b>4-30</b>	<b>36,925</b>
240 x 72	18-20	Wood	4	83053/2	4-36	39,635
<b>240 x 78</b>	<b>18-20</b>	<b>Wood</b>	<b>4</b>	<b>83054/2</b>	<b>4-36</b>	<b>42,330</b>
240 x 84	18-20	Wood	4	83055/2	4-36	44,860



All table sizes are available with Plastic Laminate top surfaces. To specify, select the desired table size and replace '/2' in the wood finish model number with '/5'.

# VOX® CONFERENCE TABLES

BOAT SHAPE

Design Nienkämper



Specify edge type; add the two letter code after the model number.



Facet Edge (FC)



Taper Edge (TE)



Flowform Edge (FF)  
5% upcharge  
laminates not available



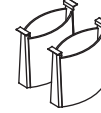
Camber Edge (CE)  
5% upcharge  
laminates not available

All Boat shape table sizes available with optional 6" radius  
"Soft" corner (must be specified at time of order)

\* Based on a chair width of 25".


L" x D"	Sugg Seat Capacity	Top Finish	Top Sections	Model Number	Number of Bases-Size	2 Tower Bases List Price
<b>72 x 36</b>	<b>4-6</b>	<b>Wood</b>	<b>1</b>	<b>83101/2</b>	<b>2-20</b>	<b>7,475</b>
72 x 36	4-6	P-Lam	1	83101/5	2-20	6,530
<b>78 x 38</b>	<b>4-6</b>	<b>Wood</b>	<b>1</b>	<b>83102/2</b>	<b>2-20</b>	<b>8,060</b>
78 x 38	4-6	P-Lam	1	83102/5	2-20	6,975
<b>84 x 38</b>	<b>6-8</b>	<b>Wood</b>	<b>1</b>	<b>83103/2</b>	<b>2-20</b>	<b>8,370</b>
84 x 38	6-8	P-Lam	1	83103/5	2-20	7,215
<b>84 x 42</b>	<b>6-8</b>	<b>Wood</b>	<b>1</b>	<b>83104/2</b>	<b>2-20</b>	<b>8,890</b>
84 x 42	6-8	P-Lam	1	83104/5	2-20	7,605
<b>96 x 42</b>	<b>6-8</b>	<b>Wood</b>	<b>1</b>	<b>83105/2</b>	<b>2-20</b>	<b>9,645</b>
96 x 42	6-8	P-Lam	1	83105/5	2-20	8,180
<b>96 x 48</b>	<b>6-8</b>	<b>Wood</b>	<b>1</b>	<b>83106/2</b>	<b>2-20</b>	<b>10,560</b>
96 x 48	6-8	P-Lam	1	83106/5	2-20	8,870
<b>108 x 42</b>	<b>8-10</b>	<b>Wood</b>	<b>2</b>	<b>83107/2</b>	<b>2-20</b>	<b>10,425</b>
108 x 42	8-10	P-Lam	2	83107/5	2-20	8,775
<b>108 x 48</b>	<b>8-10</b>	<b>Wood</b>	<b>2</b>	<b>83108/2</b>	<b>2-20</b>	<b>11,430</b>
108 x 48	8-10	P-Lam	2	83108/5	2-20	9,545
<b>120 x 42</b>	<b>8-10</b>	<b>Wood</b>	<b>2</b>	<b>83109/2</b>	<b>2-20</b>	<b>12,180</b>
120 x 42	8-10	P-Lam	2	83109/5	2-20	10,340
<b>120 x 48</b>	<b>8-10</b>	<b>Wood</b>	<b>2</b>	<b>83110/2</b>	<b>2-20</b>	<b>13,260</b>
120 x 48	8-10	P-Lam	2	83110/5	2-20	11,175
<b>120 x 54</b>	<b>8-10</b>	<b>Wood</b>	<b>2</b>	<b>83111/2</b>	<b>2-24</b>	<b>14,710</b>
132 x 48	8-10	Wood	2	83112/2	2-20	14,485
<b>132 x 54</b>	<b>8-10</b>	<b>Wood</b>	<b>2</b>	<b>83113/2</b>	<b>2-24</b>	<b>15,925</b>
144 x 48	10-12	Wood	2	83114/2	2-20	16,950
<b>144 x 54</b>	<b>10-12</b>	<b>Wood</b>	<b>2</b>	<b>83115/2</b>	<b>2-24</b>	<b>18,385</b>
144 x 60	10-12	Wood	2	83116/2	2-30	19,775

These models are constructed without support rails – bases are attached directly to tops.



\* Based on a chair width of 25".

L" x D"	Sugg Seat Capacity	Top Finish	Top Sections	Model Number	Number of Bases-Size	3 Tower Bases List Price
<b>156 x 48</b>	<b>10-12</b>	<b>Wood</b>	<b>2</b>	<b>83117/2</b>	<b>3-20</b>	<b>18,085</b>
156 x 54	12-14	Wood	2	83118/2	3-24	19,695
<b>156 x 60</b>	<b>12-14</b>	<b>Wood</b>	<b>2</b>	<b>83119/2</b>	<b>3-30</b>	<b>21,240</b>
156 x 66	12-14	Wood	3	83120/2	3-30	22,935
<b>168 x 48</b>	<b>12-14</b>	<b>Wood</b>	<b>2</b>	<b>83121/2</b>	<b>3-20</b>	<b>20,170</b>
168 x 54	12-14	Wood	2	83122/2	3-24	21,920
<b>168 x 60</b>	<b>12-14</b>	<b>Wood</b>	<b>2</b>	<b>83123/2</b>	<b>3-30</b>	<b>23,620</b>
168 x 66	12-14	Wood	3	83124/2	3-30	25,460



All table sizes are available with Plastic Laminate top surfaces. To specify, select the desired table size and replace '/2' in the wood finish model number with '/5'.

# VOX® CONFERENCE TABLES

BOAT SHAPE

Design Nienkämper



Specify edge type; add the two letter code after the model number.



Facet Edge (FC)



Taper Edge (TE)



Flowform Edge (FF)  
5% upcharge  
laminates not available




Camber Edge (CE)  
5% upcharge  
laminates not available

\* Based on a chair width of 25".


All Boat shape table sizes available with optional 6" radius "Soft" corner (must be specified at time of order)

L" x D"	Sugg Seat Capacity	Top Finish	Top Sections	Model Number	Number of Bases-Size	3 Tower Bases List Price
<b>180 x 48</b>	<b>12-14</b>	<b>Wood</b>	<b>3</b>	<b>83125/2</b>	<b>3-20</b>	<b>21,130</b>
180 x 54	14-16	Wood	3	83126/2	3-24	22,970
<b>180 x 60</b>	<b>14-16</b>	<b>Wood</b>	<b>3</b>	<b>83127/2</b>	<b>3-30</b>	<b>24,795</b>
180 x 66	14-16	Wood	3	83128/2	3-30	26,765
<b>180 x 72</b>	<b>14-16</b>	<b>Wood</b>	<b>3</b>	<b>83129/2</b>	<b>3-36</b>	<b>28,645</b>
192 x 54	14-16	Wood	4	83130/2	3-24	24,710
<b>192 x 60</b>	<b>14-16</b>	<b>Wood</b>	<b>4</b>	<b>83131/2</b>	<b>3-30</b>	<b>26,710</b>
192 x 66	14-16	Wood	4	83132/2	3-30	28,865
<b>192 x 72</b>	<b>14-16</b>	<b>Wood</b>	<b>4</b>	<b>83133/2</b>	<b>3-36</b>	<b>30,915</b>
204 x 54	14-16	Wood	4	83134/2	3-24	25,775
<b>204 x 60</b>	<b>16-18</b>	<b>Wood</b>	<b>4</b>	<b>83135/2</b>	<b>3-30</b>	<b>27,895</b>
204 x 66	16-18	Wood	4	83136/2	3-30	30,185
<b>204 x 72</b>	<b>16-18</b>	<b>Wood</b>	<b>4</b>	<b>83137/2</b>	<b>3-36</b>	<b>32,365</b>
204 x 78	16-18	Wood	4	83138/2	3-36	34,525
<b>216 x 54</b>	<b>16-18</b>	<b>Wood</b>	<b>4</b>	<b>83139/2</b>	<b>3-24</b>	<b>27,665</b>
216 x 60	16-18	Wood	4	83140/2	3-30	29,970
<b>216 x 66</b>	<b>16-18</b>	<b>Wood</b>	<b>4</b>	<b>83141/2</b>	<b>3-30</b>	<b>32,455</b>
216 x 72	16-18	Wood	4	83142/2	3-36	34,810
<b>216 x 78</b>	<b>16-18</b>	<b>Wood</b>	<b>4</b>	<b>83143/2</b>	<b>3-36</b>	<b>37,195</b>



\* Based on a chair width of 25".

L" x D"	Sugg Seat Capacity	Top Finish	Top Sections	Model Number	Number of Bases-Size	4 Tower Bases List Price
<b>228 x 54</b>	<b>16-18</b>	<b>Wood</b>	<b>4</b>	<b>83144/2</b>	<b>4-24</b>	<b>30,540</b>
228 x 60	16-18	Wood	4	83145/2	4-30	33,060
<b>228 x 66</b>	<b>18-20</b>	<b>Wood</b>	<b>4</b>	<b>83146/2</b>	<b>4-30</b>	<b>36,465</b>
228 x 72	18-20	Wood	4	83147/2	4-36	38,320
<b>228 x 78</b>	<b>18-20</b>	<b>Wood</b>	<b>4</b>	<b>83148/2</b>	<b>4-36</b>	<b>40,885</b>
228 x 84	18-20	Wood	4	83149/2	4-36	43,315
<b>240 x 54</b>	<b>16-18</b>	<b>Wood</b>	<b>4</b>	<b>83150/2</b>	<b>4-24</b>	<b>32,290</b>
240 x 60	18-20	Wood	4	83151/2	4-30	34,965
<b>240 x 66</b>	<b>18-20</b>	<b>Wood</b>	<b>4</b>	<b>83152/2</b>	<b>4-30</b>	<b>37,770</b>
240 x 72	18-20	Wood	4	83153/2	4-36	40,585
<b>240 x 78</b>	<b>18-20</b>	<b>Wood</b>	<b>4</b>	<b>83154/2</b>	<b>4-36</b>	<b>43,350</b>
240 x 84	18-20	Wood	4	83155/2	4-36	45,945



All table sizes are available with Plastic Laminate top surfaces. To specify, select the desired table size and replace /2 in the wood finish model number with /5.

# VOX® CONFERENCE TABLES

RACETRACK SHAPE Design Nienkämper



Specify edge type; add the two letter code after the model number.



Facet Edge (FC)



Taper Edge (TE)



Flowform Edge (FF)  
5% upcharge  
laminates not available



Camber Edge (CE)  
5% upcharge  
laminates not available

\* Based on a chair width of 25".

L" x D"	Sugg Seat Capacity	Top Finish	Top Sections	Model Number	Number of Bases-Size	2 Tower Bases List Price
<b>72 x 36</b>	<b>4-6</b>	<b>Wood</b>	<b>1</b>	<b>83301/2</b>	<b>2-20</b>	<b>7,665</b>
72 x 36	4-6	P-Lam	1	83301/5	2-20	6,680
<b>78 x 38</b>	<b>4-6</b>	<b>Wood</b>	<b>1</b>	<b>83302/2</b>	<b>2-20</b>	<b>8,285</b>
78 x 38	4-6	P-Lam	1	83302/5	2-20	7,135
<b>84 x 38</b>	<b>6-8</b>	<b>Wood</b>	<b>1</b>	<b>83303/2</b>	<b>2-20</b>	<b>8,595</b>
84 x 38	6-8	P-Lam	1	83303/5	2-20	7,400
<b>84 x 42</b>	<b>6-8</b>	<b>Wood</b>	<b>1</b>	<b>83304/2</b>	<b>2-20</b>	<b>9,150</b>
84 x 42	6-8	P-Lam	1	83304/5	2-20	7,815
<b>96 x 42</b>	<b>6-8</b>	<b>Wood</b>	<b>1</b>	<b>83305/2</b>	<b>2-20</b>	<b>9,960</b>
96 x 42	6-8	P-Lam	1	83305/5	2-20	8,420
<b>96 x 48</b>	<b>6-8</b>	<b>Wood</b>	<b>1</b>	<b>83306/2</b>	<b>2-20</b>	<b>10,905</b>
96 x 48	6-8	P-Lam	1	83306/5	2-20	9,130
<b>108 x 42</b>	<b>8-10</b>	<b>Wood</b>	<b>2</b>	<b>83307/2</b>	<b>2-20</b>	<b>10,770</b>
108 x 42	8-10	P-Lam	2	83307/5	2-20	9,045
<b>108 x 48</b>	<b>8-10</b>	<b>Wood</b>	<b>2</b>	<b>83308/2</b>	<b>2-20</b>	<b>11,825</b>
108 x 48	8-10	P-Lam	2	83308/5	2-20	9,835
<b>120 x 42</b>	<b>8-10</b>	<b>Wood</b>	<b>2</b>	<b>83309/2</b>	<b>2-20</b>	<b>12,440</b>
120 x 42	8-10	P-Lam	2	83309/5	2-20	10,630
<b>120 x 48</b>	<b>8-10</b>	<b>Wood</b>	<b>2</b>	<b>83310/2</b>	<b>2-20</b>	<b>13,715</b>
120 x 48	8-10	P-Lam	2	83310/5	2-20	11,515
<b>120 x 54</b>	<b>8-10</b>	<b>Wood</b>	<b>2</b>	<b>83311/2</b>	<b>2-24</b>	<b>15,210</b>
132 x 48	8-10	Wood	2	83312/2	2-20	14,980
<b>132 x 54</b>	<b>8-10</b>	<b>Wood</b>	<b>2</b>	<b>83313/2</b>	<b>2-24</b>	<b>16,475</b>
144 x 48	10-12	Wood	2	83314/2	2-20	17,465
<b>144 x 54</b>	<b>10-12</b>	<b>Wood</b>	<b>2</b>	<b>83315/2</b>	<b>2-24</b>	<b>18,980</b>
144 x 60	10-12	Wood	2	83316/2	2-30	20,440



These models are constructed without support rails - bases are attached directly to tops.

\* Based on a chair width of 25".

L" x D"	Sugg Seat Capacity	Top Finish	Top Sections	Model Number	Number of Bases-Size	3 Tower Bases List Price
<b>156 x 48</b>	<b>10-12</b>	<b>Wood</b>	<b>2</b>	<b>83317/2</b>	<b>3-20</b>	<b>18,705</b>
156 x 54	12-14	Wood	2	83318/2	3-24	20,360
<b>156 x 60</b>	<b>12-14</b>	<b>Wood</b>	<b>2</b>	<b>83319/2</b>	<b>3-30</b>	<b>21,985</b>
156 x 66	12-14	Wood	3	83320/2	3-30	23,765
<b>168 x 48</b>	<b>12-14</b>	<b>Wood</b>	<b>2</b>	<b>83321/2</b>	<b>3-20</b>	<b>20,835</b>
168 x 54	12-14	Wood	2	83322/2	3-24	22,665
<b>168 x 60</b>	<b>12-14</b>	<b>Wood</b>	<b>2</b>	<b>83323/2</b>	<b>3-30</b>	<b>24,460</b>
168 x 66	12-14	Wood	3	83324/2	3-30	26,380



All table sizes are available with Plastic Laminate top surfaces. To specify, select the desired table size and replace /2" in the wood finish model number with /5".

# VOX® CONFERENCE TABLES

RACETRACK SHAPE Design Nienkämper



Specify edge type; add the two letter code after the model number.



Facet Edge (FC)



Taper Edge (TE)



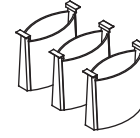
Flowform Edge (FF)  
5% upcharge  
laminates not available



Camber Edge (CE)  
5% upcharge  
laminates not available


\* Based on a chair width of 25".

L" x D"	Sugg Seat Capacity	Top Finish	Top Sections	Model Number	Number of Bases-Size	3 Tower Bases List Price
<b>180 48</b>	<b>12-14</b>	<b>Wood</b>	<b>3</b>	<b>83325/2</b>	<b>3-20</b>	<b>21,820</b>
180 54	14-16	Wood	3	83326/2	3-24	23,775
<b>180 60</b>	<b>14-16</b>	<b>Wood</b>	<b>3</b>	<b>83327/2</b>	<b>3-30</b>	<b>25,690</b>
180 66	14-16	Wood	3	83328/2	3-30	27,750
<b>180 72</b>	<b>14-16</b>	<b>Wood</b>	<b>3</b>	<b>83329/2</b>	<b>3-36</b>	<b>29,725</b>
192 54	14-16	Wood	4	83330/2	3-24	25,570
<b>192 60</b>	<b>14-16</b>	<b>Wood</b>	<b>4</b>	<b>83331/2</b>	<b>3-30</b>	<b>27,665</b>
192 66	14-16	Wood	4	83332/2	3-30	29,925
<b>192 72</b>	<b>14-16</b>	<b>Wood</b>	<b>4</b>	<b>83333/2</b>	<b>3-36</b>	<b>32,070</b>
204 54	14-16	Wood	4	83334/2	3-24	26,715
<b>204 60</b>	<b>16-18</b>	<b>Wood</b>	<b>4</b>	<b>83335/2</b>	<b>3-30</b>	<b>28,935</b>
204 66	16-18	Wood	4	83336/2	3-30	31,310
<b>204 72</b>	<b>16-18</b>	<b>Wood</b>	<b>4</b>	<b>83337/2</b>	<b>3-36</b>	<b>33,595</b>
204 78	16-18	Wood	4	83338/2	3-36	35,885
<b>216 54</b>	<b>16-18</b>	<b>Wood</b>	<b>4</b>	<b>83339/2</b>	<b>3-24</b>	<b>28,690</b>
216 60	16-18	Wood	4	83340/2	3-30	31,115
<b>216 66</b>	<b>16-18</b>	<b>Wood</b>	<b>4</b>	<b>83341/2</b>	<b>3-30</b>	<b>33,685</b>
216 72	16-18	Wood	4	83342/2	3-36	36,185
<b>216 78</b>	<b>16-18</b>	<b>Wood</b>	<b>4</b>	<b>83343/2</b>	<b>3-36</b>	<b>38,635</b>



\* Based on a chair width of 25".

L" x D"	Sugg Seat Capacity	Top Finish	Top Sections	Model Number	Number of Bases-Size	4 Tower Bases List Price
<b>228 54</b>	<b>16-18</b>	<b>Wood</b>	<b>4</b>	<b>83344/2</b>	<b>4-24</b>	<b>31,635</b>
228 60	16-18	Wood	4	83345/2	4-30	34,265
<b>228 66</b>	<b>18-20</b>	<b>Wood</b>	<b>4</b>	<b>83346/2</b>	<b>4-30</b>	<b>37,855</b>
228 72	18-20	Wood	4	83347/2	4-36	39,750
<b>228 78</b>	<b>18-20</b>	<b>Wood</b>	<b>4</b>	<b>83348/2</b>	<b>4-36</b>	<b>42,420</b>
228 84	18-20	Wood	4	83349/2	4-36	44,975
<b>240 54</b>	<b>16-18</b>	<b>Wood</b>	<b>4</b>	<b>83350/2</b>	<b>4-24</b>	<b>33,445</b>
240 60	18-20	Wood	4	83351/2	4-30	36,265
<b>240 66</b>	<b>18-20</b>	<b>Wood</b>	<b>4</b>	<b>83352/2</b>	<b>4-30</b>	<b>39,195</b>
240 72	18-20	Wood	4	83353/2	4-36	42,115
<b>240 78</b>	<b>18-20</b>	<b>Wood</b>	<b>4</b>	<b>83354/2</b>	<b>4-36</b>	<b>45,015</b>
240 84	18-20	Wood	4	83355/2	4-36	47,765



All table sizes are available with Plastic Laminate top surfaces. To specify, select the desired table size and replace '/2' in the wood finish model number with '/5'.

# VOX® CONFERENCE TABLES

SUPER ELLIPSE SHAPE

Design Nienkämper



Specify edge type; add the two letter code after the model number.



Facet Edge (FC)



Taper Edge (TE)



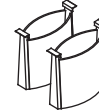
Flowform Edge (FF)  
5% upcharge  
laminates not available



Camber Edge (CE)  
5% upcharge  
laminates not available

\* Based on a chair width of 25".


L" x D"	Sugg Seat Capacity	Top Finish	Top Sections	Model Number	Number of Bases-Size	2 Tower Bases List Price
<b>72 x 36</b>	<b>4-6</b>	<b>Wood</b>	<b>1</b>	<b>83201/2</b>	<b>2-20</b>	<b>7,845</b>
72 x 36	4-6	P-Lam	1	83201/5	2-20	6,790
<b>78 x 38</b>	<b>4-6</b>	<b>Wood</b>	<b>1</b>	<b>83202/2</b>	<b>2-20</b>	<b>8,450</b>
78 x 38	4-6	P-Lam	1	83202/5	2-20	7,260
<b>84 x 38</b>	<b>6-8</b>	<b>Wood</b>	<b>1</b>	<b>83203/2</b>	<b>2-20</b>	<b>8,800</b>
84 x 38	6-8	P-Lam	1	83203/5	2-20	7,570
<b>84 x 42</b>	<b>6-8</b>	<b>Wood</b>	<b>1</b>	<b>83204/2</b>	<b>2-20</b>	<b>9,360</b>
84 x 42	6-8	P-Lam	1	83204/5	2-20	7,960
<b>96 x 42</b>	<b>6-8</b>	<b>Wood</b>	<b>1</b>	<b>83205/2</b>	<b>2-20</b>	<b>10,230</b>
96 x 42	6-8	P-Lam	1	83205/5	2-20	8,590
<b>96 x 48</b>	<b>6-8</b>	<b>Wood</b>	<b>1</b>	<b>83206/2</b>	<b>2-20</b>	<b>11,180</b>
96 x 48	6-8	P-Lam	1	83206/5	2-20	9,355
<b>108 x 42</b>	<b>8-10</b>	<b>Wood</b>	<b>2</b>	<b>83207/2</b>	<b>2-20</b>	<b>11,045</b>
108 x 42	8-10	P-Lam	2	83207/5	2-20	9,240
<b>108 x 48</b>	<b>8-10</b>	<b>Wood</b>	<b>2</b>	<b>83208/2</b>	<b>2-20</b>	<b>12,130</b>
108 x 48	8-10	P-Lam	2	83208/5	2-20	10,075
<b>120 x 42</b>	<b>8-10</b>	<b>Wood</b>	<b>2</b>	<b>83209/2</b>	<b>2-20</b>	<b>12,875</b>
120 x 42	8-10	P-Lam	2	83209/5	2-20	10,875
<b>120 x 48</b>	<b>8-10</b>	<b>Wood</b>	<b>2</b>	<b>83210/2</b>	<b>2-20</b>	<b>14,055</b>
120 x 48	8-10	P-Lam	2	83210/5	2-20	11,775
<b>120 x 54</b>	<b>8-10</b>	<b>Wood</b>	<b>2</b>	<b>83211/2</b>	<b>2-24</b>	<b>15,605</b>
132 x 48	8-10	Wood	2	83212/2	2-20	15,375
<b>132 x 54</b>	<b>8-10</b>	<b>Wood</b>	<b>2</b>	<b>83213/2</b>	<b>2-24</b>	<b>16,930</b>
144 x 48	10-12	Wood	2	83214/2	2-20	17,905
<b>144 x 54</b>	<b>10-12</b>	<b>Wood</b>	<b>2</b>	<b>83215/2</b>	<b>2-24</b>	<b>19,475</b>
144 x 60	10-12	Wood	2	83216/2	2-30	20,980



These models are constructed without support rails - bases are attached directly to tops.

\* Based on a chair width of 25".

L" x D"	Sugg Seat Capacity	Top Finish	Top Sections	Model Number	Number of Bases-Size	3 Tower Bases List Price
<b>156 x 48</b>	<b>10-12</b>	<b>Wood</b>	<b>2</b>	<b>83217/2</b>	<b>3-20</b>	<b>19,165</b>
156 x 54	12-14	Wood	2	83218/2	3-24	20,905
<b>156 x 60</b>	<b>12-14</b>	<b>Wood</b>	<b>2</b>	<b>83219/2</b>	<b>3-30</b>	<b>22,570</b>
156 x 66	12-14	Wood	3	83220/2	3-30	24,400
<b>168 x 48</b>	<b>12-14</b>	<b>Wood</b>	<b>2</b>	<b>83221/2</b>	<b>3-20</b>	<b>21,360</b>
168 x 54	12-14	Wood	2	83222/2	3-24	23,245
<b>168 x 60</b>	<b>12-14</b>	<b>Wood</b>	<b>2</b>	<b>83223/2</b>	<b>3-30</b>	<b>25,115</b>
168 x 66	12-14	Wood	3	83224/2	3-30	27,075



All table sizes are available with Plastic Laminate top surfaces. To specify, select the desired table size and replace /2 in the wood finish model number with /5.

# VOX® CONFERENCE TABLES

SUPER ELLIPSE SHAPE

Design Nienkämper



Specify edge type; add the two letter code after the model number.



Facet Edge (FC)



Taper Edge (TE)




Flowform Edge (FF)  
5% upcharge  
laminates not available



Camber Edge (CE)  
5% upcharge  
laminates not available


\* Based on a chair width of 25".

L" x D"	Sugg Seat Capacity	Top Finish	Top Sections	Model Number	Number of Bases-Size	3 Tower Bases List Price
<b>180 48</b>	<b>12-14</b>	<b>Wood</b>	<b>3</b>	<b>83225/2</b>	<b>3-20</b>	<b>22,420</b>
180 54	14-16	Wood	3	83226/2	3-24	24,395
<b>180 60</b>	<b>14-16</b>	<b>Wood</b>	<b>3</b>	<b>83227/2</b>	<b>3-30</b>	<b>26,385</b>
180 66	14-16	Wood	3	83228/2	3-30	28,515
<b>180 72</b>	<b>14-16</b>	<b>Wood</b>	<b>3</b>	<b>83229/2</b>	<b>3-36</b>	<b>30,550</b>
192 54	14-16	Wood	4	83230/2	3-24	26,265
<b>192 60</b>	<b>14-16</b>	<b>Wood</b>	<b>4</b>	<b>83231/2</b>	<b>3-30</b>	<b>28,435</b>
192 66	14-16	Wood	4	83232/2	3-30	30,775
<b>192 72</b>	<b>14-16</b>	<b>Wood</b>	<b>4</b>	<b>83233/2</b>	<b>3-36</b>	<b>33,000</b>
204 54	14-16	Wood	4	83234/2	3-24	27,450
<b>204 60</b>	<b>16-18</b>	<b>Wood</b>	<b>4</b>	<b>83235/2</b>	<b>3-30</b>	<b>29,750</b>
204 66	16-18	Wood	4	83236/2	3-30	32,230
<b>204 72</b>	<b>16-18</b>	<b>Wood</b>	<b>4</b>	<b>83237/2</b>	<b>3-36</b>	<b>34,590</b>
204 78	16-18	Wood	4	83238/2	3-36	36,930
<b>216 54</b>	<b>16-18</b>	<b>Wood</b>	<b>4</b>	<b>83239/2</b>	<b>3-24</b>	<b>29,490</b>
216 60	16-18	Wood	4	83240/2	3-30	32,010
<b>216 66</b>	<b>16-18</b>	<b>Wood</b>	<b>4</b>	<b>83241/2</b>	<b>3-30</b>	<b>34,690</b>
216 72	16-18	Wood	4	83242/2	3-36	37,255
<b>216 78</b>	<b>16-18</b>	<b>Wood</b>	<b>4</b>	<b>83243/2</b>	<b>3-36</b>	<b>39,815</b>



\* Based on a chair width of 25".

L" x D"	Sugg Seat Capacity	Top Finish	Top Sections	Model Number	Number of Bases-Size	4 Tower Bases List Price
<b>228 54</b>	<b>16-18</b>	<b>Wood</b>	<b>4</b>	<b>83244/2</b>	<b>4-24</b>	<b>32,485</b>
228 60	16-18	Wood	4	83245/2	4-30	35,235
<b>228 66</b>	<b>18-20</b>	<b>Wood</b>	<b>4</b>	<b>83246/2</b>	<b>4-30</b>	<b>38,935</b>
228 72	18-20	Wood	4	83247/2	4-36	40,905
<b>228 78</b>	<b>18-20</b>	<b>Wood</b>	<b>4</b>	<b>83248/2</b>	<b>4-36</b>	<b>43,690</b>
228 84	18-20	Wood	4	83249/2	4-36	46,360
<b>240 54</b>	<b>16-18</b>	<b>Wood</b>	<b>4</b>	<b>83250/2</b>	<b>4-24</b>	<b>34,385</b>
240 60	18-20	Wood	4	83251/2	4-30	37,300
<b>240 66</b>	<b>18-20</b>	<b>Wood</b>	<b>4</b>	<b>83252/2</b>	<b>4-30</b>	<b>40,330</b>
240 72	18-20	Wood	4	83253/2	4-36	43,380
<b>240 78</b>	<b>18-20</b>	<b>Wood</b>	<b>4</b>	<b>83254/2</b>	<b>4-36</b>	<b>46,365</b>
240 84	18-20	Wood	4	83255/2	4-36	49,215



All table sizes are available with Plastic Laminate top surfaces. To specify, select the desired table size and replace /2 in the wood finish model number with /5.

# VOX® CONFERENCE TABLES

VISTA™ SHAPE (CLOSED) DESIGN - NIENKÄMPER

TOWER BASE



Specify edge type; add the two letter code after the model number.



Facet Edge (FC)



Taper Edge (TE)



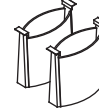
Flowform Edge (FF)  
5% upcharge  
laminates not available



Camber Edge (CE)  
5% upcharge  
laminates not available

\* Based on a chair width of 25".


L" x D"	Sugg Seat Capacity	Top Finish	Top Sections	Model Number	Number of Bases-Size	2 Tower Bases List Price
<b>84 33-48</b>	<b>5-7</b>	<b>Wood</b>	<b>1</b>	<b>83501/2</b>	<b>2-20</b>	<b>9,240</b>
84 33-48	5-7	P-Lam	1	83501/5	2-20	7,925
<b>84 38-54</b>	<b>5-7</b>	<b>Wood</b>	<b>1</b>	<b>83502/2</b>	<b>2-24</b>	<b>10,050</b>
84 38-54	5-7	P-Lam	1	83502/5	2-24	8,580
<b>96 33-48</b>	<b>5-7</b>	<b>Wood</b>	<b>1</b>	<b>83503/2</b>	<b>2-20</b>	<b>10,050</b>
96 33-48	5-7	P-Lam	1	83503/5	2-20	8,545
<b>96 38-54</b>	<b>5-7</b>	<b>Wood</b>	<b>1</b>	<b>83504/2</b>	<b>2-24</b>	<b>11,045</b>
96 38-54	5-7	P-Lam	1	83504/5	2-24	9,335
<b>96 43-60</b>	<b>5-7</b>	<b>Wood</b>	<b>1</b>	<b>83505/2</b>	<b>2-30</b>	<b>11,940</b>
96 43-60	5-7	P-Lam	1	83505/5	2-30	10,015
<b>108 38-54</b>	<b>7-9</b>	<b>Wood</b>	<b>2</b>	<b>83506/2</b>	<b>2-24</b>	<b>12,075</b>
108 38-54	7-9	P-Lam	2	83506/5	2-24	10,125
<b>108 43-60</b>	<b>7-9</b>	<b>Wood</b>	<b>2</b>	<b>83507/2</b>	<b>2-30</b>	<b>13,055</b>
108 43-60	7-9	P-Lam	2	83507/5	2-30	10,905
<b>120 38-54</b>	<b>7-9</b>	<b>Wood</b>	<b>2</b>	<b>83508/2</b>	<b>2-24</b>	<b>14,005</b>
120 38-54	7-9	P-Lam	2	83508/5	2-24	11,845
<b>120 43-60</b>	<b>7-9</b>	<b>Wood</b>	<b>2</b>	<b>83509/2</b>	<b>2-30</b>	<b>15,215</b>
120 43-60	7-9	P-Lam	2	83509/5	2-30	12,805
<b>132 38-54</b>	<b>7-9</b>	<b>Wood</b>	<b>2</b>	<b>83510/2</b>	<b>2-24</b>	<b>15,150</b>
132 38-54	7-9	P-Lam	2	83510/5	2-24	12,760
<b>132 43-60</b>	<b>7-9</b>	<b>Wood</b>	<b>2</b>	<b>83511/2</b>	<b>2-30</b>	<b>16,505</b>
132 43-60	7-9	P-Lam	2	83511/5	2-30	13,810
<b>132 48-66</b>	<b>7-9</b>	<b>Wood</b>	<b>3</b>	<b>83512/2</b>	<b>2-30</b>	<b>17,675</b>
132 48-66	7-9	P-Lam	3	83512/5	2-30	14,720
<b>144 38-54</b>	<b>10-12</b>	<b>Wood</b>	<b>2</b>	<b>83513/2</b>	<b>2-24</b>	<b>17,900</b>
144 38-54	10-12	P-Lam	2	83513/5	2-24	15,255
<b>144 43-60</b>	<b>10-12</b>	<b>Wood</b>	<b>2</b>	<b>83514/2</b>	<b>2-30</b>	<b>19,385</b>
144 43-60	10-12	P-Lam	2	83514/5	2-30	16,395
<b>144 48-66</b>	<b>12-14</b>	<b>Wood</b>	<b>2</b>	<b>83515/2</b>	<b>2-30</b>	<b>20,680</b>
144 48-66	12-14	P-Lam	2	83515/5	2-30	17,420



These models are constructed without support rails - bases are attached directly to tops.

\* Based on a chair width of 25".

L" x D"	Sugg Seat Capacity	Top Finish	Top Sections	Model Number	Number of Bases-Size	3 Tower Bases List Price
<b>156 43-60</b>	<b>12-14</b>	<b>Wood</b>	<b>2</b>	<b>83516/2</b>	<b>3-30</b>	<b>20,630</b>
156 43-60	12-14	Wood	2	83516/5	3-30	17,385
<b>156 48-66</b>	<b>12-14</b>	<b>Wood</b>	<b>2</b>	<b>83517/2</b>	<b>3-30</b>	<b>22,030</b>
156 48-66	12-14	Wood	2	83517/5	3-30	18,470
<b>168 43-60</b>	<b>12-14</b>	<b>Wood</b>	<b>2</b>	<b>83518/2</b>	<b>3-30</b>	<b>23,310</b>
168 43-60	12-14	Wood	2	83518/5	3-30	19,065
<b>168 48-66</b>	<b>12-14</b>	<b>Wood</b>	<b>2</b>	<b>83519/2</b>	<b>3-30</b>	<b>24,285</b>



All table sizes are available with Plastic Laminate top surfaces. To specify, select the desired table size and replace /2 in the wood finish model number with /5.

# VOX® CONFERENCE TABLES

VISTA™ SHAPE (CLOSED) DESIGN - NIENKÄMPER

TOWER BASE



Specify edge type; add the two letter code after the model number.



Facet Edge (FC)



Taper Edge (TE)




Flowform Edge (FF)  
5% upcharge  
laminates not available



Camber Edge (CE)  
5% upcharge  
laminates not available

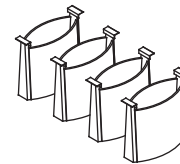
\* Based on a chair width of 25".

L" x D"	Sugg Seat Capacity	Top Finish	Top Sections	Model Number	Number of Bases-Size	3 Tower Bases List Price
<b>180 38-54</b>	<b>12-14</b>	<b>Wood</b>	<b>3</b>	<b>83520/2</b>	<b>3-24</b>	<b>22,125</b>
180 43-60	14-16	Wood	3	83521/2	3-30	23,845
<b>180 48-66</b>	<b>14-16</b>	<b>Wood</b>	<b>3</b>	<b>83522/2</b>	<b>3-30</b>	<b>25,720</b>
180 53-72	14-16	Wood	3	83523/2	3-36	27,635
<b>180 58-78</b>	<b>14-16</b>	<b>Wood</b>	<b>3</b>	<b>83524/2</b>	<b>3-36</b>	<b>29,360</b>
180 63-84	14-16	Wood	4	83525/2	3-36	31,165
<b>192 38-54</b>	<b>14-16</b>	<b>Wood</b>	<b>4</b>	<b>83526/2</b>	<b>3-24</b>	<b>23,405</b>
192 43-60	14-16	Wood	4	83527/2	3-30	25,430
<b>192 48-66</b>	<b>14-16</b>	<b>Wood</b>	<b>4</b>	<b>83528/2</b>	<b>3-30</b>	<b>27,235</b>
192 53-72	14-16	Wood	4	83529/2	3-36	29,285
<b>192 58-78</b>	<b>16-18</b>	<b>Wood</b>	<b>4</b>	<b>83530/2</b>	<b>3-36</b>	<b>31,535</b>
192 63-84	16-18	Wood	4	83531/2	3-36	33,100
<b>204 38-54</b>	<b>16-18</b>	<b>Wood</b>	<b>4</b>	<b>83532/2</b>	<b>3-24</b>	<b>24,590</b>
204 43-60	16-18	Wood	4	83533/2	3-30	26,545
<b>204 48-66</b>	<b>16-18</b>	<b>Wood</b>	<b>4</b>	<b>83534/2</b>	<b>3-30</b>	<b>28,705</b>
204 53-72	16-18	Wood	4	83535/2	3-36	30,905
<b>204 58-78</b>	<b>16-18</b>	<b>Wood</b>	<b>4</b>	<b>83536/2</b>	<b>3-36</b>	<b>32,880</b>
204 63-84	16-18	Wood	4	83537/2	3-36	34,940
<b>216 38-54</b>	<b>16-18</b>	<b>Wood</b>	<b>4</b>	<b>83538/2</b>	<b>3-24</b>	<b>25,955</b>
216 43-60	16-18	Wood	4	83539/2	3-30	28,270
<b>216 48-66</b>	<b>16-18</b>	<b>Wood</b>	<b>4</b>	<b>83540/2</b>	<b>3-30</b>	<b>30,345</b>
216 53-72	16-18	Wood	4	83541/2	3-36	32,635
<b>216 58-78</b>	<b>16-18</b>	<b>Wood</b>	<b>4</b>	<b>83542/2</b>	<b>3-36</b>	<b>34,990</b>
216 63-84	16-18	Wood	4	83543/2	3-36	36,405



\* Based on a chair width of 25".

L" x D"	Sugg Seat Capacity	Top Finish	Top Sections	Model Number	Number of Bases-Size	4 Tower Bases List Price
<b>228 38-54</b>	<b>16-18</b>	<b>Wood</b>	<b>4</b>	<b>83544/2</b>	<b>4-24</b>	<b>28,555</b>
228 43-60	16-18	Wood	4	83545/2	4-30	31,205
<b>228 48-66</b>	<b>18-20</b>	<b>Wood</b>	<b>4</b>	<b>83546/2</b>	<b>4-30</b>	<b>33,425</b>
228 53-72	18-20	Wood	4	83547/2	4-36	35,885
<b>228 58-78</b>	<b>18-20</b>	<b>Wood</b>	<b>4</b>	<b>83548/2</b>	<b>4-36</b>	<b>38,260</b>
228 63-84	18-20	Wood	4	83549/2	4-36	40,655
<b>240 38-54</b>	<b>16-18</b>	<b>Wood</b>	<b>4</b>	<b>83550/2</b>	<b>4-24</b>	<b>30,185</b>
240 43-60	18-20	Wood	4	83551/2	4-30	32,740
<b>240 48-66</b>	<b>18-20</b>	<b>Wood</b>	<b>4</b>	<b>83552/2</b>	<b>4-30</b>	<b>35,120</b>
240 53-72	18-20	Wood	4	83553/2	4-36	37,730
<b>240 58-78</b>	<b>18-20</b>	<b>Wood</b>	<b>4</b>	<b>83554/2</b>	<b>4-36</b>	<b>40,235</b>
240 63-84	18-20	Wood	4	83555/2	4-36	42,755



All table sizes are available with Plastic Laminate top surfaces. To specify, select the desired table size and replace '2' in the wood finish model number with '5'.

### TOWER BASE

The Vox® Tower Base has removable exterior panels that conveniently conceal cables. The overall footprint of the base provides a significant area at floor level to conceal cabling, core drills or floor monuments.

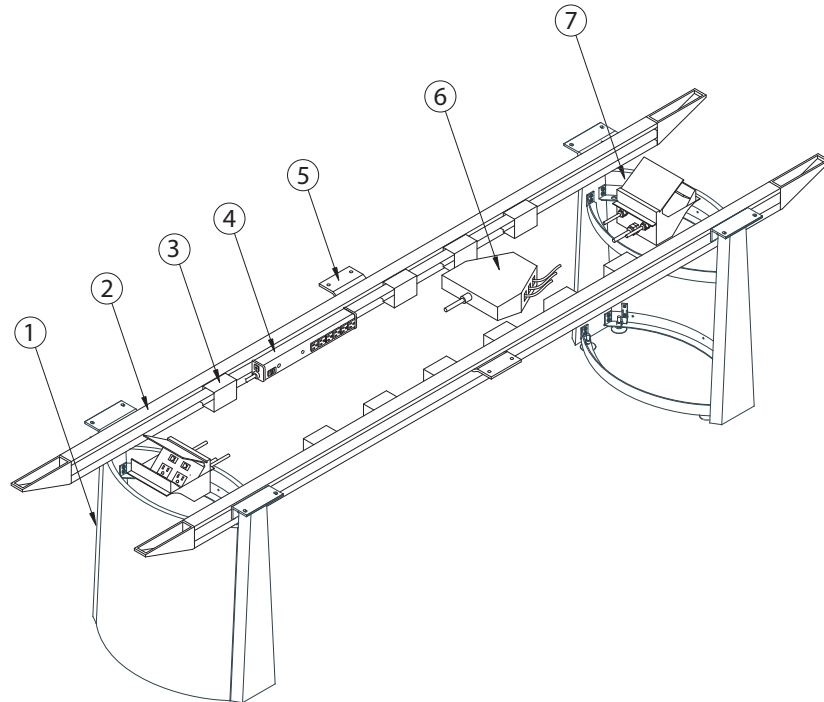
Bases come in a variety of sizes, which are noted beside the model numbers of the Vox® Tables. Specific dimensions and interior clearances for each base style and size are shown on pages 17-21.

Once cabling has been routed through the base to the underside of the top, it can be channeled and secured with Wire Management "U" Clips (supplied) which can be positioned along the length of the rail support system. Wire Management Strips are also provided, which can be adhered to the underside of the top as required.

When including a quantity of Vox® Forums to be hard-wired on site, the electrician should allow for one J-Box per Forum on the underside of the top to complete site-wiring.

Voice and data cabling can also be consolidated by mounting a Data Hub (provided by others) to the underside of the table.

1. Tower Base
2. Support Rail
3. Wire Management U-Clip
4. Surge Protector
5. Rail to Top Bracket
6. Data Hub (Supplied by others)
7. Vox® Forum



"M & N" Series Vox Forums Pages 209-228



M-Series Forums – 6" wide and N-Series Forums – 12" wide, offer increased capacity and scale. Its modular design makes it simple to configure to your needs

Individual plates can be replaced / retrofitted as required in the field.

# POSITIONING VOX® FORUMS ON CONFERENCE TABLES














## DETERMINING FORUM PLACEMENT ON TABLES

The following table serves as a guideline for defining and distributing Forums along the tabletop. The rectangular icons on the left are for reference only, as all other shapes in the collection fit within this outline.

For tables with Access, Tower, and Drum bases, Forums can be positioned over the base and share the same placement options shown for the Duo base in the chart below.

For LCS Tables or custom Forum positioning, please contact Customer Service at **800.668.9318**.















	Tables 72 x 36 - 84 x 42 	Tables 96 x 42 - 108 x 48 	Tables 120 x 42 - 132 x 54 	Tables 144 x 48 - 168 x 66 				
	M-Series Forum	N-Series Forum	M-Series Forum	N-Series Forum	M-Series Forum	N-Series Forum	M-Series Forum	N-Series Forum
 <b>FP1 - At center</b>	•	•	•	•	•	•	•	• N/A on Duo Base 42" - 48" D
 <b>FP2C - Centered</b>	•	•	•	•	•	•	•	• N/A on Duo Base 42" - 48" D
 <b>FP2 - Equally Spaced</b>	•	•	•	•	•	•	•	• N/A on Duo Base 42" - 48" D
 <b>FP2E - At ends of table</b>			•	•	•	•	•	• N/A on Duo Base 42" - 48" D
 <b>FP3 - Equally Spaced</b>			•	•	•	•	•	• N/A on Duo Base 42" - 48" D
 <b>FP4 - Equally Spaced</b>								
 <b>FP4A - Symmetrically Spaced</b>							•	• N/A on Duo Base 42" - 48" D

## DETERMINING FORUM PLACEMENT ON TABLES

The following table serves as a guideline for defining and distributing Forums along the tabletop. The rectangular icons on the left are for reference only, as all other shapes in the collection fit within this outline.

For tables with Access, Tower, and Drum bases, Forums can be positioned over the base and share the same placement options shown for the Duo base in the chart below.

For LCS Tables or custom Forum positioning, please contact Customer Service at **800.668.9318**.

	Tables 180 x 48 - 192 x 72 	Tables 204 x 54 - 216 x 78 	Tables 204 x 54 - 216 x 78 	Tables 228 x 54 - 240 x 84 				
	M-Series Forum	N-Series Forum	M-Series Forum	N-Series Forum	M-Series Forum	N-Series Forum	M-Series Forum	N-Series Forum
 <b>FP1 - At center</b>	• N/A 180", 192" with Duo Base	• N/A on Duo Base 48" D			•	•	•	•
 <b>FP2C - Centered</b>	•	• N/A on Duo Base 48" D	•	•	•	•	•	•
 <b>FP2 - Equally Spaced</b>	•	• N/A on Duo Base 48" D	•	•	•	•	•	•
 <b>FP2E - At ends of table</b>	•	• N/A on Duo Base 48" D	•	•	•	•	•	•
 <b>FP3 - Equally Spaced</b>	• N/A 180", 192" with Duo Base	• N/A on Duo Base 48" D			•	•	•	•
 <b>FP4 - Equally Spaced</b>								
 <b>FP4A - Symmetrically Spaced</b>	•	•	•	•	•	•	•	•
 <b>FP5 - Equally Spaced</b>	• N/A 180", 192" with Duo Base	•			•	•	•	•
 <b>FP6 - Equally Spaced</b>								
 <b>FP6A - Symmetrically Spaced</b>	•	• N/A on Duo Base 48" D	•	•	•	•	•	•

## DETERMINING FORUM PLACEMENT ON TABLES

The following table serves as a guideline for defining and distributing Forums along the tabletop. The rectangular icons on the left are for reference only, as all other shapes in the collection fit within this outline.

For tables with Access, Tower, and Drum bases, Forums can be positioned over the base and share the same placement options shown for the Duo base in the chart below.

For LCS Tables or custom Forum positioning, please contact Customer Service at **800.668.9318**.

	Tables 42" w/ø - 60" w/ø		Tables 42" w/ø - 60" w/ø		Tables 66" w/ø - 72" w/ø		Tables 66" w/ø - 72" w/ø		Tables 78" w/ø - 96" w/ø		Tables 78" w/ø - 96" w/ø		
	Forum Series M N		Forum Series M N		Forum Series M N		Forum Series M N		Forum Series M N		Forum Series M N		
Wave Square Round <b>FP1 - At center</b>	•	•	•	•	•	•	•	•	•	•	•	•	
Wave Square Round <b>FP2C - Centered</b>			N/A 42"	N/A 42", 48"	•	•	•	•	•	•	•	•	
Wave Square Round <b>FP3 - Equally Spaced</b> Round tables only					•	•	•	•	•	•	N/A 78"	N/A 78"	
Wave Square Round <b>FP4 - Equally Spaced</b>					N/A 66"	N/A 66"	N/A 66"	N/A 66"	•	•	N/A 78"	•	•


Nienkämper is a **recognized installer** for data systems described in **Vox® Forum products**.

Vox® Forums can be manufactured with several factory wired data systems including "Hubbell", "Leviton", "Siemon", "Belden" and "Legrand/ Ortronics". All of these systems guarantee the highest level of data transmissions.

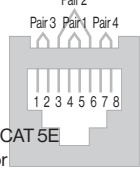

**Vox® Forum products have been tested by the independent laboratories of these companies and are compliant with all aspects of proper installation and performance.**

Nienkämper recommends the use of these **pre-wired systems** as they offer the **best value, quality** and **safety**.

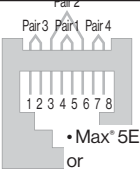

Options for data/voice connections




- CAT 6A  
(available in custom plate only)




- CAT 5E  
or  
• CAT 6 T568A



- Max® 5E  
or  
• Max® 6 T568A



- CAT 5E  
or  
• CAT 6



- CAT 5E  
or  
• CAT 6

Nienkämper recommends the use of Vox® **pre-wired systems** as they offer the **best value, quality** and **safety** to the consumer.

**Standard Vox Forums** are listed by Underwriters Laboratories Inc. under several categories. These listings qualify a level of safety guaranteed by UL's published standards for safety which UL uses as a benchmark for testing and listing products.

The right to bear the UL mark is contingent on the fact that absolutely no alteration is made to the product as it was submitted and tested by Underwriters Laboratories. This is to ensure that assemblies are not manufactured with inferior or replacement parts; this would void or alter the result of the original examination and tests conducted by UL.

The UL mark is included on a label that is attached to the underside of listed Vox® products. This label includes:

- The date the component was assembled and tested.
- A serial number for tracking purposes.
- The listing category located under the UL mark.
- UL file number that can be used as a reference at UL for any inquiries about the product.

## SAMPLE UL/CSA LABEL



**All listed assemblies have POWER/ELECTRICAL components wired by Nienkämper and undergo the following tests:**

**Production Line Grounding Test - Continuity:** This test checks for grounding continuity between the grounding conductor of the attachment plug and the designated main grounding point including any accessible dead-metal parts of the assembly. There must be grounding continuity between all parts.

**Production-line Dielectric Voltage Withstand Test - Hi-pot:** Each product shall withstand without electrical breakdown, as a routine production-line test, the application of an AC potential at a frequency within the range of 40-70 Hz or a DC potential between the primary wiring, including connected components, and accessible dead metal parts that are likely to become energized. This test is conducted when the product is fully assembled, and cannot be unwired, modified or disassembled afterwards.

**Production-line - Polarity Test:** This test verifies proper electrical polarity of both the grounded (neutral) and the ungrounded (hot) supply circuit conductors of the Forum and all parts intended to be connected to the grounded (neutral) and ungrounded (hot) supply circuit conductors of the attachment plug. Conductivity indications must confirm the correct connection of all parts specified.

# VOX® FORUM CONFIGURATOR

---

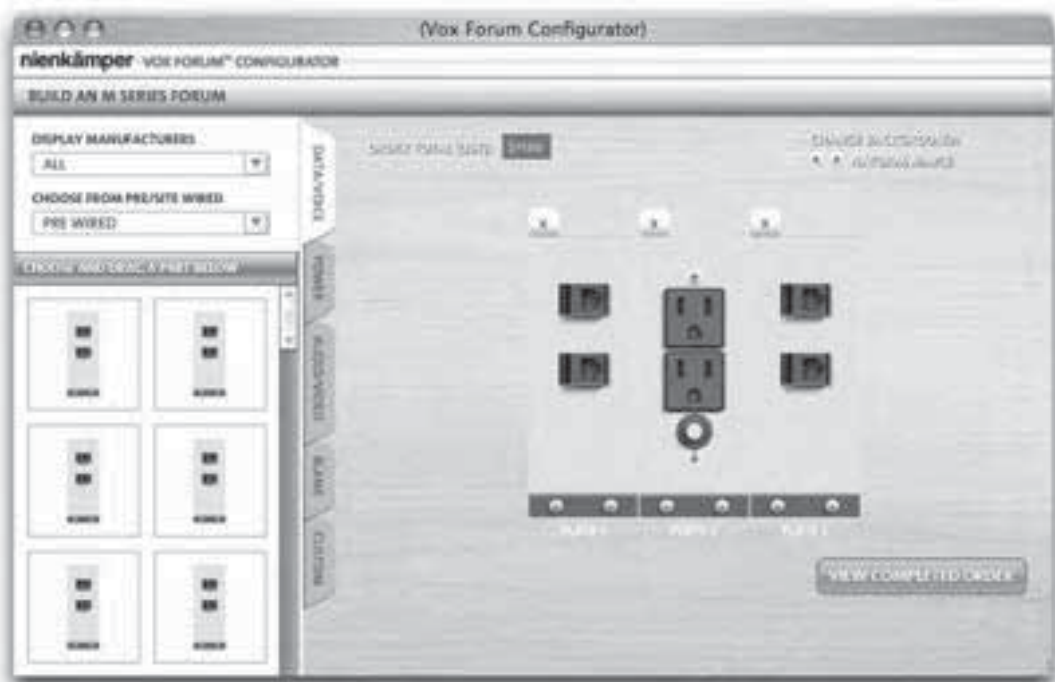
Specifying the “M” and “N” series Vox Forum couldn’t be simpler.

“M” and “N” series Forums can be individually configured online with the “**Vox Forum Configurator**”.

Log onto the Nienkämper website [www.nienkamper.com](http://www.nienkamper.com) and follow the links or simply type [www.nienkamper.com/vfc](http://www.nienkamper.com/vfc) in your browser and go straight to this online tool.



Configuring your Forum is easy: simply drag and drop the options you want to build the product you need.



Download this form at [www.nienkamper.com/vfc/forum](http://www.nienkamper.com/vfc/forum)

**Modular Plate #1      Modular Plate #2      Modular Plate #3**



**Base Model # - M -**    \_\_\_\_\_ -    \_\_\_\_\_ -    \_\_\_\_\_ -

**Modular Plate #1      Modular Plate #2      Modular Plate #3**

- Select the modular faceplate required from pages 230-234.
- Fill in the 2 digit model number of each plate in the desired location.
- For custom modular plates, fill in “**CX**” as the model number.
- To create a custom modular plate, turn to pages 236.

**\$ 630** + \_\_\_\_\_ + \_\_\_\_\_ + \_\_\_\_\_ = \_\_\_\_\_

**Base Model Cost      Plate #1 Cost      Plate #2 Cost      Plate #3 Cost      Total Forum Cost**

- Add up the cost.

**Use this section when ordering Custom Modular Faceplates**

Place your selection of part numbers from page 186.

		Position A	Position B	Position C
Custom Modular Plate #1 -	<b>CX1</b>	- _____ -	_____ -	_____
Custom Modular Plate #2 -	<b>CX2</b>	- _____ -	_____ -	_____
Custom Modular Plate #3 -	<b>CX3</b>	- _____ -	_____ -	_____

Quote # or Order # : \_\_\_\_\_ Date: \_\_\_\_\_

Approval Signature: \_\_\_\_\_

Download this form at [www.nienkamper.com/vfc/forum](http://www.nienkamper.com/vfc/forum)

Modular Plate #1    Modular Plate #2    Modular Plate #3    Modular Plate #4    Modular Plate #5    Modular Plate #6



- Select the modular faceplate required from pages 230-235.
- Fill in the 2 digit model number of each plate in the desired location.
- For custom modular plates, fill in “CX” as the model number.
- To create a custom modular plate, turn to pages 236.

**Base Model # - N** - \_\_\_\_\_ - \_\_\_\_\_ - \_\_\_\_\_ - \_\_\_\_\_ - \_\_\_\_\_ - \_\_\_\_\_

Modular Plate #1    Modular Plate #2    Modular Plate #3    Modular Plate #4    Modular Plate #5    Modular Plate #6

**\$ 695** + \_\_\_\_\_ + \_\_\_\_\_ + \_\_\_\_\_ + \_\_\_\_\_ + \_\_\_\_\_ + \_\_\_\_\_ = \_\_\_\_\_

Base Model Cost    Plate #1 Cost    Plate #2 Cost    Plate #3 Cost    Plate #4 Cost    Plate #5 Cost    Plate #6 Cost    Total Forum Cost

• Add up the cost.

**Use this section when ordering Custom Modular Faceplates**

Place your selection of part number from page 186 in the desired location below.

	Position A	Position B	Position C
Custom Modular Plate	<b>CX1</b> - _____	- _____	- _____
Custom Modular Plate	<b>CX2</b> - _____	- _____	- _____
Custom Modular Plate	<b>CX3</b> - _____	- _____	- _____
Custom Modular Plate	<b>CX4</b> - _____	- _____	- _____
Custom Modular Plate	<b>CX5</b> - _____	- _____	- _____
Custom Modular Plate	<b>CX6</b> - _____	- _____	- _____

Quote # or Order # : \_\_\_\_\_ Date: \_\_\_\_\_

Approval Signature: \_\_\_\_\_

# "M & N" SERIES VOX® FORUM – MODULAR FACEPLATES



SINGLE MODULE FACEPLATE CONTAINS THE FOLLOWING: 2-DATA



Model Number	List Price	Pre Wired – All Cords Terminated With Male Plugs
<b>0E</b>	<b>395</b>	<b>2 - Hubbell Cat5e Data, 10' Cord</b>
1E	795	2 - Hubbell Cat6 Data, 10' Cord
<b>2E</b>	<b>585</b>	<b>2 - Leviton Cat5e Data, 10' Cord</b>
3E	795	2 - Leviton Cat6 Data, 10' Cord
<b>4E</b>	<b>585</b>	<b>2 - Siemon Cat5e Data, 16' Cord</b>
5E	795	2 - Siemon Cat6 Data, 16' Cord
<b>6E</b>	<b>585</b>	<b>2 - Belden Cat5e Data, 10' Cord</b>
7E	795	2 - Belden Cat6 Data, 10' Cord
<b>8E</b>	<b>695</b>	<b>2 - Ortronics Cat5e Data, 10' Cord</b>
9E	785	2 - Ortronics Cat6 Data, 10' Cord

Model Number	List Price	Site Wired – Only Jacks Supplied
<b>0B</b>	<b>350</b>	<b>2 - Hubbell Cat5e Data, Site Wiring Required</b>
1B	490	2 - Hubbell Cat6 Data, Site Wiring Required
<b>2B</b>	<b>350</b>	<b>2 - Leviton Cat5e Data, Site Wiring Required</b>
3B	490	2 - Leviton Cat6 Data, Site Wiring Required
<b>4B</b>	<b>350</b>	<b>2 - Siemon Cat5e Data, Site Wiring Required</b>
5B	490	2 - Siemon Cat6 Data, Site Wiring Required
<b>6B</b>	<b>350</b>	<b>2 - Belden Cat5e Data, Site Wiring Required</b>
7B	490	2 - Belden Cat6 Data, Site Wiring Required
<b>8B</b>	<b>350</b>	<b>2 - Ortronics Cat5e Data, Site Wiring Required</b>
9B	435	2 - Ortronics Cat6 Data, Site Wiring Required

SINGLE MODULE FACEPLATE CONTAINS THE FOLLOWING: 1-DATA, 1-VOICE



Model Number	List Price	Pre Wired – All Cords Terminated With Male Plugs
<b>0K</b>	<b>365</b>	<b>1 - Hubbell Cat5e Data &amp; 1-Rj45 Voice - 10' Cords</b>
1K	585	1 - Hubbell Cat6 Data & 1-Rj45 Voice - 10' Cords
<b>2K</b>	<b>605</b>	<b>1 - Leviton Cat5e Data &amp; 1-Rj45 Voice - 10' Cords</b>
3K	700	1 - Leviton Cat6 Data & 1-Rj45 Voice - 10' Cords
<b>4K</b>	<b>605</b>	<b>1 - Siemon Cat5e Data &amp; 1-Rj45 Voice - 16' Cords</b>
5K	700	1 - Siemon Cat6 Data & 1-Rj45 Voice - 16' Cords
<b>6K</b>	<b>605</b>	<b>1 - Belden Cat5e Data &amp; 1-Rj45 Voice - 10' Cords</b>
7K	700	1 - Belden Cat6 Data & 1-Rj45 Voice - 10' Cords
<b>8K</b>	<b>595</b>	<b>1 - Ortronics Cat5e Data &amp; 1-Rj45 Voice - 10' Cords</b>
9K	640	1 - Ortronics Cat6 Data & 1-Rj45 Voice - 10' Cords

Model Number	List Price	Site Wired – Only Jacks Supplied
<b>0J</b>	<b>325</b>	<b>1 - Hubbell Cat5e Data &amp; 1-Rj45 Voice - Site Wired</b>
1J	375	1 - Hubbell Cat6 Data & 1-Rj45 Voice - Site Wired
<b>2J</b>	<b>350</b>	<b>1 - Leviton Cat5e Data &amp; 1-Rj45 Voice - Site Wired</b>
3J	410	1 - Leviton Cat6 Data & 1-Rj45 Voice - Site Wired
<b>4J</b>	<b>350</b>	<b>1 - Siemon Cat5e Data &amp; 1-Rj45 Voice - Site Wired</b>
5J	410	1 - Siemon Cat6 Data & 1-Rj45 Voice - Site Wired
<b>6J</b>	<b>350</b>	<b>1 - Belden Cat5e Data &amp; 1-Rj45 Voice - Site Wired</b>
7J	410	1 - Belden Cat6 Data & 1-Rj45 Voice - Site Wired
<b>8J</b>	<b>350</b>	<b>1 - Ortronics Cat5e Data &amp; 1-Rj45 Voice - Site Wired</b>
9J	400	1 - Ortronics Cat6 Data & 1-Rj45 Voice - Site Wired

SINGLE MODULE FACEPLATE CONTAINS THE FOLLOWING: 3-DATA



Model Number	List Price	Pre Wired – All Cords Terminated With Male Plugs
<b>0F</b>	<b>545</b>	<b>3 - Hubbell Cat5e Data, 10' Cord</b>
1F	1,150	3 - Hubbell Cat6 Data, 10' Cord
<b>2F</b>	<b>815</b>	<b>3 - Leviton Cat5e Data, 10' Cord</b>
3F	1,150	3 - Leviton Cat6 Data, 10' Cord
<b>4F</b>	<b>815</b>	<b>3 - Siemon Cat5e Data, 16' Cord</b>
5F	1,150	3 - Siemon Cat6 Data, 16' Cord
<b>6F</b>	<b>815</b>	<b>3 - Belden Cat5e Data, 10' Cord</b>
7F	1,150	3 - Belden Cat6 Data, 10' Cord
<b>8F</b>	<b>1,015</b>	<b>3 - Ortronics Cat5e Data, 10' Cord</b>
9F	1,135	3 - Ortronics Cat6 Data, 10' Cord


Model Number	List Price	Site Wired – Only Jacks Supplied
<b>0C</b>	<b>470</b>	<b>3 - Hubbell Cat5e Data, Site Wiring Required</b>
1C	685	3 - Hubbell Cat6 Data, Site Wiring Required
<b>2C</b>	<b>470</b>	<b>3 - Leviton Cat5e Data, Site Wiring Required</b>
3C	685	3 - Leviton Cat6 Data, Site Wiring Required
<b>4C</b>	<b>470</b>	<b>3 - Siemon Cat5e Data, Site Wiring Required</b>
5C	685	3 - Siemon Cat6 Data, Site Wiring Required
<b>6C</b>	<b>470</b>	<b>3 - Belden Cat5e Data, Site Wiring Required</b>
7C	685	3 - Belden Cat6 Data, Site Wiring Required
<b>8C</b>	<b>470</b>	<b>3 - Ortronics Cat5e Data, Site Wiring Required</b>
9C	625	3 - Ortronics Cat6 Data, Site Wiring Required

SINGLE MODULE FACEPLATE CONTAINS THE FOLLOWING: 2-DATA, 1-VOICE



Model Number	List Price	Pre Wired – All Cords Terminated With Male Plugs
<b>0M</b>	<b>490</b>	<b>2 - Hubbell Cat5e Data &amp; 1-Rj45 Voice - 10' Cords</b>
1M	905	2 - Hubbell Cat6 Data & 1-Rj45 Voice - 10' Cords
<b>2M</b>	<b>815</b>	<b>2 - Leviton Cat5e Data &amp; 1-Rj45 Voice - 10' Cords</b>
3M	1,025	2 - Leviton Cat6 Data & 1-Rj45 Voice - 10' Cords
<b>4M</b>	<b>815</b>	<b>2 - Siemon Cat5e Data &amp; 1-Rj45 Voice - 16' Cords</b>
5M	1,025	2 - Siemon Cat6 Data & 1-Rj45 Voice - 16' Cords
<b>6M</b>	<b>815</b>	<b>2 - Belden Cat5e Data &amp; 1-Rj45 Voice - 10' Cords</b>
7M	1,025	2 - Belden Cat6 Data & 1-Rj45 Voice - 10' Cords
<b>8M</b>	<b>1,015</b>	<b>2 - Ortronics Cat5e Data &amp; 1-Rj45 Voice - 10' Cords</b>
9M	1,095	2 - Ortronics Cat6 Data & 1-Rj45 Voice - 10' Cords

Model Number	List Price	Site Wired – Only Jacks Supplied
<b>0L</b>	<b>420</b>	<b>2 - Hubbell Cat5e Data &amp; 1-Rj45 Voice - Site Wired</b>
1L	585	2 - Hubbell Cat6 Data & 1-Rj45 Voice - Site Wired
<b>2L</b>	<b>470</b>	<b>2 - Leviton Cat5e Data &amp; 1-Rj45 Voice - Site Wired</b>
3L	625	2 - Leviton Cat6 Data & 1-Rj45 Voice - Site Wired
<b>4L</b>	<b>470</b>	<b>2 - Siemon Cat5e Data &amp; 1-Rj45 Voice - Site Wired</b>
5L	625	2 - Siemon Cat6 Data & 1-Rj45 Voice - Site Wired
<b>6L</b>	<b>470</b>	<b>2 - Belden Cat5e Data &amp; 1-Rj45 Voice - Site Wired</b>
7L	625	2 - Belden Cat6 Data & 1-Rj45 Voice - Site Wired
<b>8L</b>	<b>460</b>	<b>2 - Ortronics Cat5e Data &amp; 1-Rj45 Voice - Site Wired</b>
9L	585	2 - Ortronics Cat6 Data & 1-Rj45 Voice - Site Wired



Model Number	List Price
1P	605
1P- SW	625


### SINGLE MODULE FACEPLATE - POWER RECEPTACLES:

#### DESCRIPTION

Single module faceplate contains the following: 2 power receptacles 15A 120V pre wired with 10' cord and plug. Includes 12.5 amp overload protector.

Single module faceplate with - 1 duplex power receptacle/ 15A-120V. Comes with strain relief and 36" of metallic shielded cable wired to receptacle. Site Connection to power source required

**\*Face plate formerly labeled 2P has been changed to 1P-SW.**




Model Number	List Price
2P	1,255
2P- SW	1,225

### SINGLE MODULE FACEPLATE - POWER RECEPTACLES:

#### DESCRIPTION

Single module faceplate with - 1 duplex power receptacle/ 15A-120V. With Surge Suppressor -, 240 joules/ 15000a per mode and light. Prewired with 10' cord and plug.

Single module faceplate with - 1 duplex power receptacle/ 15A-120V. With surge suppressor, 240 joules/ 15000a per mode and light. Comes with strain relief and 36" of metallic shielded cable wired to receptacle. Site Connection to power source required



Model Number	List Price
3P	1,040
3P- SW	1,010

### SINGLE MODULE FACEPLATE - POWER RECEPTACLES:

#### DESCRIPTION

Single module faceplate with - 1 duplex power receptacle/ 15A-120V. With 2 USB ports 3 Amp/ 5VDC Type a 2.0. Pre wired with 10' cord & plug

Single module faceplate with - 1 duplex power receptacle/ 15A-120V. With 2 USB ports 3 Hubbell/ 5VDC Type a 2.0. Comes with strain relief and 36" of metallic shielded cable wired to receptacle. Site Connection to power source required



Model Number	List Price
4P	1,200
4P- SW	1,155

### SINGLE MODULE FACEPLATE - POWER RECEPTACLES:

#### DESCRIPTION

Single module faceplate with - 1 duplex power receptacle/ 15A-120V. With USB A + C charging (5V, 5A) 55W. Pre wired with 10' cord & plug

Single module faceplate with - 1 duplex power receptacle/ 15A-120V. With USB A + C charging (5V, 5A) 55W. With 36" metallic shielded cable wired to receptacle. Site connection to power source required

5P



**POWER-PRE WIRED**

5P-SW



**POWER-SITE WIRED**

SINGLE MODULE FACEPLATE - POWER RECEPTACLES:

Model Number	List Price
5P	1,380

**DESCRIPTION**

Single module faceplate contains the following: 1 duplex power receptacle 15A-120V, with USB C+C charging (5V, 5A) 55W and pre wired 10' cord

5P- SW	1,335
--------	-------

Single module faceplate contains the following: 1 duplex power receptacle 15A-120V, with USB C+C charging (5V, 5A) 55W and 36" metallic shielded cable wired to receptacle. Site connection to power source required.

OT - 9T



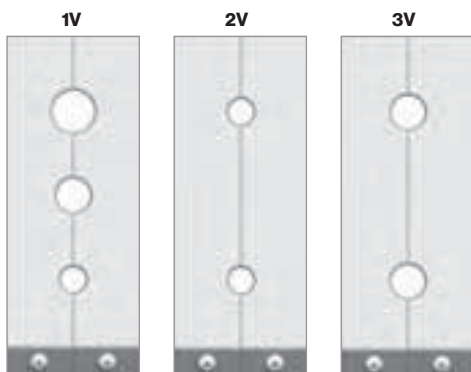
SINGLE MODULE FACEPLATE:

Model Number	List Price	Pre Wired – All Cords Terminated With Male Plugs
<b>0T</b>	<b>515</b>	<b>1 - Hubbell Cat5e Data, 10' Cord</b>
1T	700	1 - Hubbell Cat6 Data, 10' Cord
<b>2T</b>	<b>605</b>	<b>1 - Leviton Cat5e Data, 10' Cord</b>
3T	700	1 - Leviton Cat6 Data, 10' Cord
<b>4T</b>	<b>605</b>	<b>1 - Siemon Cat5e Data, 16' Cord</b>
5T	700	1 - Siemon Cat6 Data, 16' Cord
<b>6T</b>	<b>605</b>	<b>1 - Belden Cat5e Data, 10' Cord</b>
7T	700	1 - Belden Cat6 Data, 10' Cord
<b>8T</b>	<b>675</b>	<b>1 - Ortronics Cat5e Data, 10' Cord</b>
9T	695	1 - Ortronics Cat6 Data, 10' Cord

**DESCRIPTION**

Single module faceplate contains the following:  
 1 - HD-DB15 (female) with 18" cord and male plug.  
 1 - 3.5mm stereo with 18" cord and male plug.  
 1 - DATA (OT-9T) with 10' cord and male plug.

# "M & N" SERIES VOX® FORUM – MODULAR FACEPLATES



Model Number	List Price
1V	125
2V	125
3V	125


## SINGLE MODULE FACEPLATE:

### **DESCRIPTION**

Single module split plate assembly contains the following: 3 cutouts - inside diameter sizes - 3/8", 1/2", 5/8" for pass-through cable requirements.

Single module split faceplate contains the following: 2 cutouts - inside diameter sizes - 3/8" for pass-through cable requirements.

Single module split faceplate contains the following: 2 cutouts - inside diameter sizes - 1/2" for pass-through cable requirements.



Model Number	List Price
7V	105
8V-8V	125

## BLANK FACEPLATES:


### **DESCRIPTION**

Single module blank faceplate

Double module blank faceplate

single module

double module



Model Number	List Price
6X	125
7X-7X	150

## EXTRON "AAP" SERIES

### **DESCRIPTION**


Single module adopter  
-holds two Extron "AAP" modules in vertical position

Double module adopter  
-holds four Extron "AAP" modules in horizontal position

Please refer to your Extron product catalogue for specific "AAP" module model numbers available

single module  
vertical  
alignment

double module  
horizontal  
alignment



Model Number	List Price
8X	125
9X-9X	150

## DECORA® INSERT PLATES

Single module, holds 1 Decora style insert (supplied by others)

Double module, holds 2 Decora style inserts (supplied by others)

single module

double module

EXTRON RETRACTOR FACEPLATE/RETRACTOR INCLUDED:

(Note: Retractors provided; choose from list below)

Model Number	List Price
5R	470
6R-6R	650

5R Retractor Faceplate with R-01 VGA Retractor Series II

5R Retractor Faceplate with R-02 3.5mm Audio Retractor Series II

5R Retractor Faceplate with R-03 Data-CAT 6 Retractor Series II

5R Retractor Faceplate with R-04 HDMI Retractor Series II

5R Retractor Faceplate with R-05 USB (signal) Retractor Series II


5R Retractor Faceplate with R-06 VGA & Audio Retractor Series II

5R Retractor Faceplate with R-13 Display Port Retractor Series II

5R Retractor Faceplate with R-14 USB-C Pro 8K Retractor Series II

EXTRON RETRACTOR OPTIONS:

Model Number	List Price	Description
RA-02	280	Blank filler plate
SERIES 2		
<b>R-01</b>	<b>1,560</b>	<b>VGA - Retractor series II - with 36" long cord</b>
R-02	1,560	3.5mm audio - retractor series II - with 36" long cord
<b>R-03</b>	<b>1,560</b>	<b>Data - CAT 6 - retractor series II - with 36" long cord</b>
R-04	1,560	HDMI - retractor series II - with 36" long cord
<b>R-05</b>	<b>1,560</b>	<b>USB (signal) - retractor series II - with 36" long cord / USB-A to USB-A</b>
R-06	1,730	VGA & audio - retractor series II - with 36" long cord / VGA M-M & 3.5mm audio
<b>R-13</b>	<b>1,730</b>	<b>Display Port - retractor series II - with 36" long cord</b>
R-14	1,995	USB-C Pro 8K - retractor series II - with 36" long cord / USB-C to USB-C
SERIES 2 XL		
<b>R-07</b>	<b>1,730</b>	<b>VGA - Retractor series II XL - with 60" long cord</b>
R-08	1,730	3.5mm audio - retractor series II XL - with 60" long cord
<b>R-09</b>	<b>1,730</b>	<b>Data - CAT 6 - retractor series II XL - with 60" long cord</b>
R-10	1,730	HDMI - retractor series II XL - with 60" long cord
<b>R-11</b>	<b>1,730</b>	<b>USB (signal) - retractor series II XL - with 60" long cord / USB-A to USB-A</b>
R-12	1,905	VGA & audio - retractor series II XL - with 60" long cord / VGA M-M & 3.5mm audio
<b>R-15</b>	<b>1,905</b>	<b>Display Port - retractor series II XL - with 60" long cord</b>
R-14	2,170	USB-C Pro 8K XL - retractor series II - with 60" long cord / USB-C to USB-C



Model Number	List Price
7R	370
8R-8R	555

EXTRON RETRACTOR FACEPLATE/RETRACTOR NOT INCLUDED:  
 (Note: Retractors to be provided and installed by others)

DESCRIPTION
Single faceplate holds 1 Extron Retractor
Double faceplate holds up to 3 Extron Retractors



SINGLE CUSTOM MODULE FACEPLATE (SEE BELOW)

Model Number	List Price
CX	105

**DESCRIPTION**  
 To build your Forum, select fittings from page 186.

**HOW TO ORDER**

1. From the list of jacks select the part number that describes your selection
2. Place the part number in one of three positions on the faceplate illustration "A", "B", or "C".
3. Fill in the associated List \$ of each fitting - total the cost.
4. Fill in the model number and transfer it to the proper position on the Forum order page 179 (6" Forum) or page 180 (12" Forum).
5. Add each modular plate price to complete the total Vox Forum list price.

Complete this for each custom plate required.

	Fitting Cost	
Position A	→ <input type="checkbox"/>	- _____
Position B	→ <input type="checkbox"/>	- _____
Position C	→ <input type="checkbox"/>	- _____
	<input type="checkbox"/> + \$105.00 plate cost	
		===== Total Cost
	Position A      Position B      Position C	
Model Number	CX - _____ - _____ - _____	

# "M & N" SERIES VOX® FORUM FACEPLATE CUSTOM MODULE ORDER FORM



**Part Number Pre-Wired List Price**

**Part Number Site-Wired List Price**



<b>A0</b>	<b>Hubbell - CAT 5E Data - 10' Cord</b>	<b>255</b>
A1	Hubbell - CAT 6 Data - 10' Cord	460
<b>A1A</b>	<b>Hubbell CAT 6A Data - 10' Cord</b>	<b>655</b>



<b>AX</b>	<b>Hubbell - CAT 5E Data - No Cord</b>	<b>200</b>
A1X	Hubbell - CAT 6 Data - No Cord	310
<b>A1AX</b>	<b>Hubbell - CAT 6A Data - No Cord</b>	<b>330</b>



<b>A2</b>	<b>Leviton - CAT 5E Data - 10' Cord</b>	<b>365</b>
A3	Leviton - CAT 6 Data - 10' Cord	460
<b>A3A</b>	<b>Leviton - CAT 6A Data - 10' Cord</b>	<b>730</b>



<b>A2X</b>	<b>Leviton - CAT 5E Data - No Cord</b>	<b>200</b>
A3X	Leviton - CAT 6 Data - No Cord	310
<b>A3AX</b>	<b>Leviton - CAT 6A Data - No Cord</b>	<b>370</b>



<b>A4</b>	<b>Siemon - CAT 5E Data - 16' Cord</b>	<b>365</b>
A5	Siemon - CAT 6 Data - 16' Cord	460
<b>A5A</b>	<b>Siemon - CAT 6A Data - 16' Cord</b>	<b>625</b>



<b>A4X</b>	<b>Siemon - CAT 5E Data - No Cord</b>	<b>200</b>
A5X	Siemon - CAT 6 Data - No Cord	310
<b>A5AX</b>	<b>Siemon - CAT 6A Data - No Cord</b>	<b>330</b>



<b>A6</b>	<b>Beldon - CAT 5E Data - 10' Cord</b>	<b>365</b>
A7	Beldon - Cat 6 Data - 10' Cord	460
<b>A7A</b>	<b>Beldon - CAT 6A Data - 10' Cord</b>	<b>615</b>



<b>A6X</b>	<b>Beldon - CAT 5E Data - No Cord</b>	<b>200</b>
A7X	Beldon - CAT 6 Data - No Cord	310
<b>A7AX</b>	<b>Beldon - CAT 6A Data - No Cord</b>	<b>330</b>



<b>A8</b>	<b>Ortronics - CAT 5E Data - 10' Cord</b>	<b>410</b>
A9	Ortronics - CAT 6 Data - 10' Cord	455
<b>A9A</b>	<b>Ortronics - CAT 6A Data - 10' Cord</b>	<b>640</b>



<b>A8X</b>	<b>Ortronics - CAT 5E Data - No Cord</b>	<b>200</b>
A9X	Ortronics - CAT 6 Data - No Cord	290
<b>A9AX</b>	<b>Ortronics - CAT 6A Data - No Cord</b>	<b>315</b>
A11AX	Hubbell - CAT 6A Data - No Cord	330



B	Hubbell - Voice - 10' Cord	190
---	----------------------------	-----



BX	Hubbell - Voice - No Cord	175
----	---------------------------	-----



B1	Leviton - Voice - 10' Cord	365
----	----------------------------	-----



B1X	Leviton - Voice - No Cord	200
-----	---------------------------	-----



B2	Siemon - Voice - 10' Cord	365
----	---------------------------	-----



B2X	Siemon - Voice - No Cord	200
-----	--------------------------	-----



B3	Belden/ CDT - Voice - 10' Cord	365
----	--------------------------------	-----



B3X	Beldon - Voice - No Cord	200
-----	--------------------------	-----



B4	Ortronics - Voice - 10' Cord	410
----	------------------------------	-----



B4X	Ortronics - Voice - No Cord	200
-----	-----------------------------	-----



C	Audio - 3.5mm - 18" Cord	185
---	--------------------------	-----

O	Custom Fitting - No Cord Sample Req	145
---	-------------------------------------	-----



G	HD-DB15 - 18" Cord	290
---	--------------------	-----

P	Empty / No Fitting Required	
---	-----------------------------	--



H	USB - 24" Cord	225
---	----------------	-----



HB	USB Type B - 24" Cord	175
----	-----------------------	-----



HD	HDMI - 24" Cord	310
----	-----------------	-----



J1	XLR / 3 Pin / - 18" Cord	330
----	--------------------------	-----

**FACEPLATE CONNECTIONS ARE FEMALE, SUPPLY CORD PLUGS ARE MALE.  
DB9 FACEPLATE FITTINGS ARE MALE, DB9 SUPPLY CORD PLUGS ARE FEMALE.**

THIS DOCUMENT IS CONFIDENTIAL AND PROPRIETARY. NO PART OF THIS DRAWING MAY BE COPIED OR DISCLOSED TO ANY THIRD PARTY OR USED FOR ANY PURPOSE WITHOUT THE EXPRESS WRITTEN AUTHORIZATION OF NIENKÄMPER INTERNATIONAL INC.



**VOX® DOUBLE SIDED FORUM**

# INTRODUCTION



## Standard Features

The Vox® Double-Sided Forum features a multi-directional hinged lid, providing access from either side of the table. The Forum sits flush with the tabletop, and the lid matches the work surface finish. A thin aluminum bezel lines the cutout in both the tabletop and lid for added durability and a color detail.

The Vox® Double-Sided Forum is available in a 4-module configuration. Modules can be specified as Power/Charging, Data/AV, Split Plates, or Retractors. Modules can be swapped or repositioned on site if your power or AV requirements change.

Power modules include:

3 simplexes, or 2 simplexes with USB-A or USB-C charging


Power units are available with a pre-wired cord, hardwired feed, or daisy-chain feed.

Data/AV plates contain 4 fittings. Individual fittings can be swapped out, or the entire plate can be replaced on site as needed.


## FINISHES

The Vox® Double-Sided Forum is constructed from sturdy aluminum and finished with a durable powder coat. The body is available in Black, Gray, or White powder coat. The lid is matched to the veneer, plastic laminate or engineered stone used on the tabletop for a seamless look.

Custom powder coat colors are available upon request; please note that this may affect pricing and lead times. Contact Nienkamper Customer Service at **800.668.9318**.




BLACK



GRAY



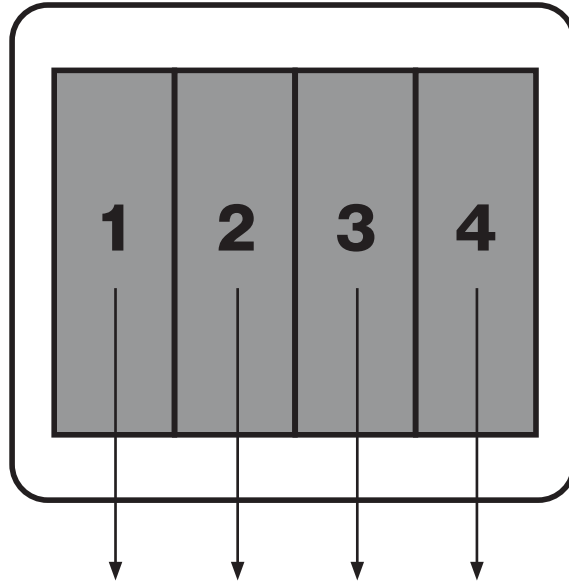
WHITE



CUSTOM

# VOX® DOUBLE SIDED FORUM - ORDER FORM

THE VOX® DOUBLE SIDED FORUM HAS 4 PORTS THAT CAN BE POPULATED WITH VARIOUS FACE PLATES.



**Base Model# - G-**

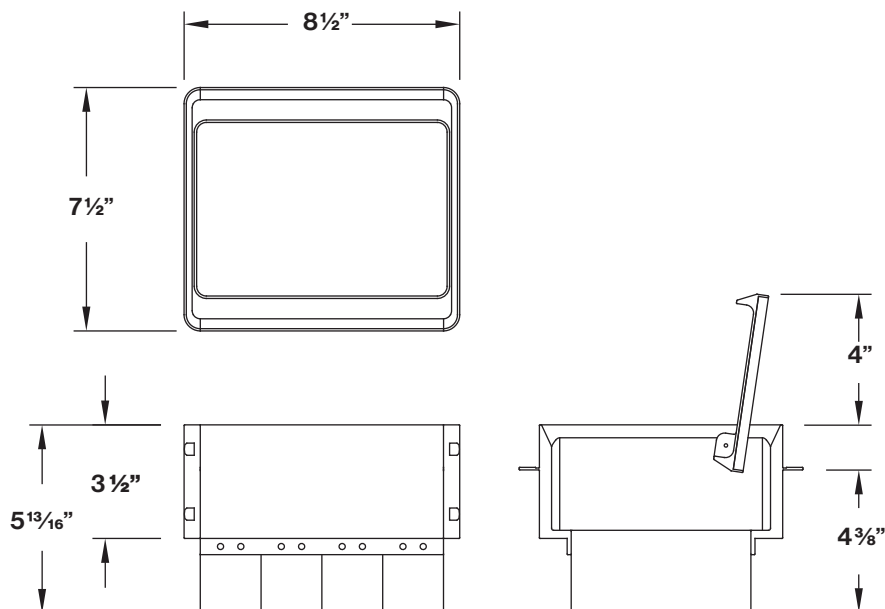
\_\_\_\_\_ - \_\_\_\_\_ - \_\_\_\_\_ - \_\_\_\_\_  
 PLATE 1    PLATE 2    PLATE 3    PLATE 4

- Select the modular faceplate required from pages 241-243.
- Fill in the 2 digit model number of each plate in the desired location.
- For custom modular plates, fill in "CX" as the model number.

**\$970** + \_\_\_\_\_ + \_\_\_\_\_ + \_\_\_\_\_ + \_\_\_\_\_ = \_\_\_\_\_  
 BASE MODEL COST    PLATE #1 COST    PLATE #2 COST    PLATE #3 COST    PLATE #4 COST

• Add up the cost

\*Base model cost includes finished veneer or plastic laminate lid.



# POWER FACEPLATES

---

## DS-1P



Model Number	List Price
<b>DS-1P</b>	\$265
<b>DS-1P-SW</b>	\$300
<b>DS-1P-4T</b>	\$295

### DESCRIPTION

- Single module faceplate contains 3 power receptacles 15A 120V
- Pre wired with a 10' cord.
- Site wired with a 72" metallic shielded cable.
- Site connection to power source required.
- Comes with a daisy chain wire system that runs on two circuits
- Site connection to power source required.

## DS-2P



Model Number	List Price
<b>DS-2P</b>	\$365
<b>DS-2P-SW</b>	\$410
<b>DS-2P-4T</b>	\$400

### DESCRIPTION

- Single module faceplate contains 2 power receptacles 15A 120V,
- 2 USB-A, with 2 Amps per port.
- Pre wired with a 10' cord.
- Site wired with a 72" metallic shielded cable.
- Site connection to power source required.
- Comes with a daisy chain wire system that runs on two circuits
- Site connection to power source required.

# POWER FACEPLATES

---

## DS-3P



MODEL NUMBER	LIST PRICE
<b>DS-3P</b>	\$365
<b>DS-3P-SW</b>	\$410
<b>DS-3P-4T</b>	\$400

### DESCRIPTION

- Single module faceplate contains 2 power receptacles 15A 120V,
- USB-A+C, with 2 Amps per port 18W.
- Pre wired with a 10' cord.
- Site wired with a 72" metallic shielded cable.
- Site connection to power source required.
- Comes with a daisy chain wire system that runs on two circuits
- Site connection to power source required.

## DS-4P



MODEL NUMBER	LIST PRICE
<b>DS-4P</b>	\$555
<b>DS-4P-SW</b>	\$605
<b>DS-4P-4T</b>	\$595

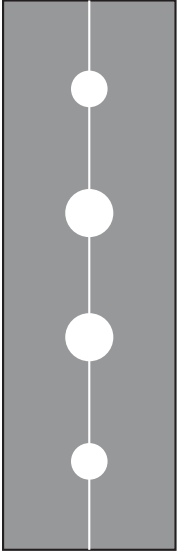
### DESCRIPTION

- Single module faceplate contains 1 power receptacle 15A 120V,
- 1 USB-C, with 60W
- Pre wired with a 10' cord.
- Site wired with a 72" metallic shielded cable.
- Site connection to power source required.
- Comes with a daisy chain wire system that runs on two circuits
- Site connection to power source required.

## SPLIT PLATE

---

### DS-SP



MODEL NUMBER	LIST PRICE
DS-SP	\$100
	PLATE ONLY


#### DESCRIPTION

- Split plate has 2 openings that are 3/8" diameter and 2 openings at 7/16" diameter.

## BLANK PLATE

---

### DS-BP



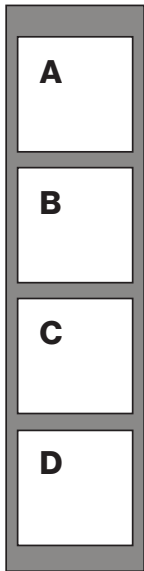
MODEL NUMBER	LIST PRICE
DS-BP	\$100
	PLATE ONLY

#### DESCRIPTION

- Blank plate used as filler within Forum.

# CUSTOM AV/DATA FACE-PLATES

## DS-CX



**MODEL NUMBER**

**POSITION A**

**POSITION B**

**POSITION C**

**POSITION D**

**+ \$65 PLATE COST**


### DESCRIPTION

The CX plate has 4 spaces for fittings and can be used in any position in the forum.



**A5      \$190**

SIEMON CAT 6 data fitting with 10' connector cable (Female to Male)



**C      \$95**

Audio- 3.5mm Mini stereo Jack with 10' cord (Female to Male)



**H      \$145**

USB port 3.0 with 10' cord (Female to Male)



**G      \$205**

DB15HD, VGA connector, 10' cord (Female to Male)




**HD      \$205**

HDMI coupler (female to female) with 18" cord



**B      \$70**

Blank Plate

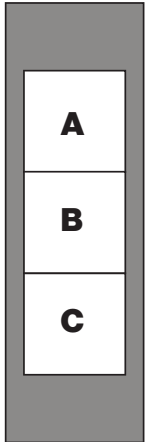


**O      \$70**

Open port for clients own data fitting. Each port selected will be supplied with one set of data adapter kit.

# RETRACTOR FACE-PLATES

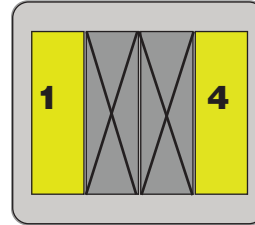
## DS-6R



MODEL NUMBER	LIST PRICE
<b>DS-6R</b>	<b>\$100</b>
PLATE ONLY	

## DESCRIPTION

- Extron Retractor faceplate fits 3 Extron retractors. The 6R retractor faceplate can only be placed in position 1 and 4 on the G forum.
- Retractors can be bought through Nienkämper or Users can supply there own Extron retractor components. \*See page 246 for req'd Filler Module.
- Note: This plate holds 3 Extron Retractors. Any spot not using a retractor will require a filler module. If client is suppling there own retractors order filler model #70-1065-35.



**R-01** **\$1,560**

VGA - Retractor series II - with 36" long cord.



**R-03** **\$1,560**

Data - CAT 6 - retractor series II - with 36" long cord



**R-05** **\$1,560**

USB (signal) - retractor series II - with 36" long cord / USB-A to USB-A



**R-13** **\$1,730**

Display Port - retractor series II - with 36" long cord



**R-15** **\$1,905**

Display Port - retractor series II - with 60" long cord



**R-02** **\$1,560**

3.5mm audio - retractor series II - with 36" long cord



**R-08** **\$1,730**

3.5mm audio - retractor series II - with 60" long cord



**R-04** **\$1,560**

HDMI - retractor series II - with 36" long cord



**R-10** **\$1,730**

HDMI - retractor series II - with 60" long cord

**R-06** **\$1,730**

VGA & Audio - retractor series II - with 36" long cord / VGA M-M & 3.5mm audio

**R-12** **\$1,905**

VGA & audio - retractor series II - with 60" long cord / VGA M-M & 3.5mm audio

**R-14** **\$1,995**

USB-C Pro 8K - retractor series II - with 36" long cord / USB-C to USB-C

**R-16** **\$2,170**

3.5mm audio - retractor series II - with 60" long cord

# SPLIT PLATE

---

## DS-FM



MODEL NUMBER	LIST PRICE
DS-FM	\$190

### DESCRIPTION

- A Filler Module is required if less than 3 Extron retractors are ordered on each Plate 1 & Plate 4.
- A Filler Module is required for clients supplying their own retractors.

# FORUMS

## M & N SERIES FORUM

M & N Series Forum are available in a wide range of configurations for power, data and audio/video requirement. Configure your require M & N Series Forum on our web site at this link [www.nienkämper.com/vfc](http://www.nienkämper.com/vfc)



### SIMPLE POP UP FORUM - Single sided (Surface mounted)

List Price

#### Pre-configured SIMPLE Pop Up Forum

Model # 85190	pre-wired power (2 ports)	<table border="1"><tr><td>1P</td><td>1P</td></tr></table>	1P	1P	\$660		
1P	1P						
		cutout dimension: 5"W x 4"D 2 x pre-wired power with 10ft cord					
Model # 85191	pre-wired power (3 ports)	<table border="1"><tr><td>1P</td><td>1P</td><td>1P</td></tr></table>	1P	1P	1P	\$680	
1P	1P	1P					
		cutout dimension: 6 1/2"W x 4"D 3 x pre-wired power with 10ft cord					
Model # 85193	pre-wired power (3 ports)	<table border="1"><tr><td>1P</td><td>1P</td><td>A5</td></tr></table>	1P	1P	A5	\$810	
1P	1P	A5					
		cutout dimension: 6 1/2"W x 4"D 2 x pre-wired power with 10ft cord 1 x Siemon CAT6 data with 10ft cord					
Model # 85197	pre-wired power (4 ports)	<table border="1"><tr><td>1P</td><td>1P</td><td>O</td></tr></table>	1P	1P	O	\$680	
1P	1P	O					
		cutout dimension: 6 1/2"W x 4"D 2 x pre-wired power with 10ft cord 1 x open port / data adapter to fit in client's own data fitting and cord					
Model # 85194	pre-wired power (3 ports)	<table border="1"><tr><td>1P</td><td>1P</td><td>2U</td></tr></table>	1P	1P	2U	\$775	
1P	1P	2U					
		cutout dimension: 6 1/2"W x 4"D 2 x pre-wired power with 10ft cord 2 x USB-A+C charger (stacked)					
Model # 85196	pre-wired power (4 ports)	<table border="1"><tr><td>1P</td><td>1P</td><td>A5</td><td>A5</td></tr></table>	1P	1P	A5	A5	\$930
1P	1P	A5	A5				
		cutout dimension: 8"W x 4"D 2 x pre-wired power with 10ft cord 2 x Siemon CAT6 data with 10ft cord					
Model # 85198	pre-wired power (4 ports)	<table border="1"><tr><td>1P</td><td>1P</td><td>O</td><td>O</td></tr></table>	1P	1P	O	O	\$710
1P	1P	O	O				
		cutout dimension: 8"W x 4"D 2 x pre-wired power with 10ft cord 2 x open port / data adapter to fit in client's own data fitting and cord					

# FORUMS

## List Price

Model # 85199	pre-wired power (4 ports)	<table border="1"><tr><td>1P</td><td>1P</td><td>2U</td><td>HD</td></tr></table>	1P	1P	2U	HD	\$955		
1P	1P	2U	HD						
		cutout dimension: 8"W x 4"D 2 x pre-wired power with 10ft cord 2 x USB-A+C charger (stacked) 1 x HDMI coupler with 18" cord							
Model # 85200	pre-wired power (4 ports)	<table border="1"><tr><td>1P</td><td>1P</td><td>2U</td><td>O</td></tr></table>	1P	1P	2U	O	\$830		
1P	1P	2U	O						
		cutout dimension: 8"W x 4"D 2 x pre-wired power with 10ft cord 2 x USB-A+C charger (stacked) 1 x open port / data adapter to fit in client's own data fitting and cord							
Model # 85202	pre-wired power (6 ports)	<table border="1"><tr><td>1P</td><td>1P</td><td>2U</td><td>HD</td><td>A5</td><td>A5</td></tr></table>	1P	1P	2U	HD	A5	A5	\$1,290
1P	1P	2U	HD	A5	A5				
		cutout dimension: 11"W x 4"D 2 x pre-wired power with 10ft cord 2 x USB-A+C charger (stacked) 1 x HDMI coupler with 18" cord 2 x Siemon CAT6 data with 10ft cord							
Model # 85203	pre-wired power (6 ports)	<table border="1"><tr><td>1P</td><td>1P</td><td>2U</td><td>HD</td><td>O</td><td>O</td></tr></table>	1P	1P	2U	HD	O	O	\$1,030
1P	1P	2U	HD	O	O				
		cutout dimension: 11"W x 4"D 2 x pre-wired power with 10ft cord 2 x USB-A+C charger (stacked) 1 x HDMI coupler with 18" cord 2 x open port/ data adapter to fit in client's own data fitting and cord							

# FORUMS - SIMPLE POP UP FORUM



## SIMPLE POP UP FORUM – DOUBLE SIDED (SURFACE MOUNTED)

List Price

### Pre-configured SIMPLE Pop Up Forum

Model # 85205	pre-wired power (each side - 2 ports)	Side A: <table border="1"><tr><td>1P</td><td>1P</td></tr></table> Side B: <table border="1"><tr><td>1P</td><td>1P</td></tr></table>	1P	1P	1P	1P	\$1,335				
1P	1P										
1P	1P										
		cutout dimension: 5"W x 7-11/16"D Side A: 2 x pre-wired power with 10ft cord Side B: 2 x pre-wired power with 10ft cord (Provides a total of 4 x pre wired power)									
Model # 85206	pre-wired power (each side - 3 ports)	Side A: <table border="1"><tr><td>1P</td><td>1P</td><td>2U</td></tr></table> Side B: <table border="1"><tr><td>1P</td><td>1P</td><td>2U</td></tr></table>	1P	1P	2U	1P	1P	2U	\$1,665		
1P	1P	2U									
1P	1P	2U									
		cutout dimension: 6-1/2"W x 7-11/16"D Side A: 2 x pre-wired power with 10ft cord 2 x USB-A+C Charger (stacked) Side B: 2 x pre-wired power with 10ft cord 2 x USB-A+C Charger (stacked) (Provides a total of 4 x pre wired power & 4 x USB Charger)									
Model # 85208	pre-wired power (each side - 4 ports)	Side A: <table border="1"><tr><td>1P</td><td>1P</td><td>A5</td><td>A5</td></tr></table> Side B: <table border="1"><tr><td>1P</td><td>1P</td><td>A5</td><td>A5</td></tr></table>	1P	1P	A5	A5	1P	1P	A5	A5	\$1,885
1P	1P	A5	A5								
1P	1P	A5	A5								
		cutout dimension: 8"W x 7-11/16"D Side A: 2 x pre-wired power with 10ft cord 2 x Siemon CAT6 data with 10ft cord Side B: 2 x pre-wired power with 10ft cord 2 x Siemon CAT6 data with 10ft cord (Provides a total of 4 x pre wired power & 4 x Siemon CAT6 data)									

# FORUMS - SIMPLE POP UP FORUM

---

**List Price**

Model # 85209 pre-wired power  
(each side - 4 ports)



cutout dimension: 8"W x 7-11/16"D

Side A: 2 x pre-wired power with 10ft cord

2 x open port/data adapter to fit in client's own data fitting and cord

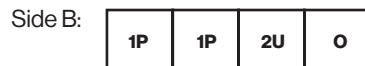
Side B: 2 x pre-wired power with 10ft cord

2 x open port/data adapter to fit in client's own data fitting and cord

(Provides a total of 4 x pre wired power & 4 x open ports)

\$1,375

Model # 85210 pre-wired power  
(each side - 4 ports)



cutout dimension: 8"W x 7-11/16"D

Side A: 2 x pre-wired power with 10ft cord,

2 x USB-A+C Charger (stacked)

1 x open port/ data adapter to fit in client's own data fitting and cord

Side B: 2 x pre-wired power with 10ft cord,

2 x USB-A+C Charger (stacked)

1 x open port/ data adapter to fit in client's own data fitting and cord

(Provides a total of 4 x pre wired power, 4 x USB Charger & 2 x open ports)

\$1,690

---

## FORUMS - SIMPLE POP UP FORUM

---

- Note:
- Finish is standard in clear anodized aluminum.
  - For power cord with 6ft long, please add a letter "B" at the end of model #.
  - Site-wired / hard-wired power with 72" metallic shielded cable is available with an upcharge of \$95 list per 2 power. Please add a letter "H" at the end of model #.
- 

Each open port selected will be supplied with one set of data adapter kit contains 2 "AA", 2 "BB", 2 "CC", 2 "DD", 2 "EE", 2 "FF", 1 "GG" and 1 "HH". adapter. The data adapter can accommodate the following data fitting from manufacturer:

### Adapter "AA"

Systimax/CommScope  
Uniprise/CommScope

### Adapter "BB"

L-Com Keystone Modular  
Tyco SL/110 Connect Series Modular Jacks  
Siemon Keystone Style  
Allen Tel Versa Tap Series  
Leviton Quick Port® Series  
Nordx Keystone Style  
Tyco SL Conpler Series

### Adapter "CC"

Krone 6000 Series/ADC  
Hubbell Xcelerator™ Keystone  
Series

### Adapter "DD"

blank

### Adapter "EE"

Ortronics TracJack Series

### Adapter "FF"

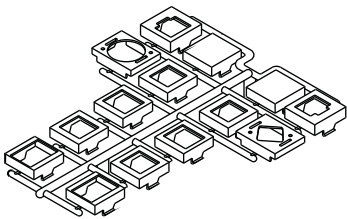
Panduit Mini-Com Series

### Adapter "GG"

microphone jack / 3pin XLR, solder type  
only

### Adapter "HH"

Adapter "HH" - video monitor jack / DB-15,  
pand mount solder type.



- Snap in fitting adapters are also provide for 3-pin XLR microphone jack (solder type only) and DB-15 video monitor jack (panel mount solder style only)
-

# FORUMS - SIMPLE POP UP FORUM

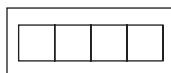
**List Price**

To create a unique Vox® SIMPLE Pop Up Forum configuration, simply choose a base model and select the required elements.

**Base Model For Simple Pop Up Forum**

(4 Ports)

Model #: CX4P - \_\_\_\_\_

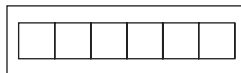


\$575

**Base Model For Simple Pop Up Forum**

(6 Ports)

Model #: CX6P - \_\_\_\_\_



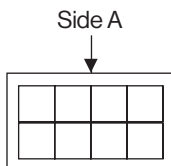
\$650

**Base Model For Simple Pop Up Forum – Double Sided**

(Each Side – 4 Ports)

Model #: CX8PD-A \_\_\_\_\_ (Side A)

CX8PD-B \_\_\_\_\_ (Side B)



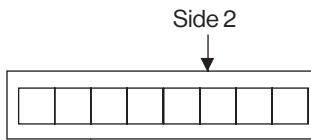
\$1,210

**Base Model For Simple Pop Up Forum – Side By Side**

(Each Side – 4 Ports)

Model #: CX8PS-1 \_\_\_\_\_ (Side 1)

CX8PS-2 \_\_\_\_\_ (Side 2)



**Select the elements as per below:**

- S-1P - 1 power receptacle with 10' white cord

\$155
- S-1P-SW - 1 power receptacle hard wired with a 6' whip

\$175
- A5 - SIEMON CAT 6 data fitting with 10' connector cable

\$190
- C - Audio- 3.5mm Mini stereo Jack with 10' cord

\$95
- H - USB port 3.0 with 10ft cord

\$145
- 2U - Stacked USB charger A+C

\$180
- 3U - Dual USB C charger

\$180
- G - DB15HD, VGA connector, 10' cord

\$205
- HD - HDMI Coupler with 18" cord

\$205
- B - Blank plate

\$70
- O - Open port, for client's own data fitting. Each port selected will be supplied with one set of data adapter kit

\$70
- L - Belay 1" dia. hole opening rubber strain relief pass through cords

\$70

# FORUMS - SIMPLE FORUM

---

## SIMPLE FORUM – SINGLE SIDED (SURFACE MOUNTED)

---

List Price

### Pre-configured SIMPLE Forum (4 ports 6¾” L x 2” W)

Model # 39956/6	pre-wired power	<table border="1"><tr><td>1P</td><td>1P</td><td>A5</td><td>A5</td></tr></table>	1P	1P	A5	A5	\$710
1P	1P	A5	A5				
		2 x pre-wired power with 10ft cord 2 x SIEMON CAT6 data with 10ft cord					
Model # 39957/6	site-wired power	<table border="1"><tr><td>1P-SW</td><td>1P-SW</td><td>A5</td><td>A5</td></tr></table>	1P-SW	1P-SW	A5	A5	\$750
1P-SW	1P-SW	A5	A5				
		2 x site-wired power with 6ft metallic shielded cable 2 x SIEMON CAT6 data with 10ft cord					
Model # 39958/6	pre-wired power	<table border="1"><tr><td>1P</td><td>1P</td><td>2U</td><td>A5</td></tr></table>	1P	1P	2U	A5	\$805
1P	1P	2U	A5				
		2 x pre-wired power with 10ft cord 1 x stacked USB charger A+C 1 x SIEMON CAT6 data with 10ft cord					
Model # 39959/6	site-wired power	<table border="1"><tr><td>1P-SW</td><td>1P-SW</td><td>2U</td><td>A5</td></tr></table>	1P-SW	1P-SW	2U	A5	\$830
1P-SW	1P-SW	2U	A5				
		2 x site-wired power with 6ft metallic shielded cable 1 x stacked USB charger A+C 1 x SIEMON CAT6 data with 10ft cord;					
Model # 39961/6	pre-wired power	<table border="1"><tr><td>1P</td><td>1P</td><td>A5</td><td>HD</td></tr></table>	1P	1P	A5	HD	\$775
1P	1P	A5	HD				
		2 x pre-wired power with 10ft cord 1 x SIEMON CAT6 data with 10ft cord 1 x HDMI coupler with 18” cord					
Model # 39962/6	site-wired power	<table border="1"><tr><td>1P-SW</td><td>1P-SW</td><td>A5</td><td>HD</td></tr></table>	1P-SW	1P-SW	A5	HD	\$805
1P-SW	1P-SW	A5	HD				
		2 x site-wired power with 6ft metallic shielded cable 1 x SIEMON CAT6 data with 10ft cord; 1 x HDMI coupler with 18” cord					

---

## FORUMS - SIMPLE FORUM

---

### SIMPLE FORUM – SINGLE SIDED (SURFACE MOUNTED)

---

List Price

#### Pre-configured SIMPLE Forum (4 ports, 6<sup>3</sup>/<sub>4</sub>" L x 2" W)

Model # 39963	pre-wired power	<table border="1"><tr><td>1P</td><td>1P</td><td>H</td><td>HD</td></tr></table>	1P	1P	H	HD	\$720
1P	1P	H	HD				
		2 x pre-wired power with 10ft cord 1 x USB port 3.0 with 10ft cord 1 x HDMI coupler with 18" cord					
Model # 39964	site-wired power	<table border="1"><tr><td>1P-SW</td><td>1P-SW</td><td>H</td><td>HD</td></tr></table>	1P-SW	1P-SW	H	HD	\$755
1P-SW	1P-SW	H	HD				
		2 x site-wired power with 6ft metallic shielded cable 1 x USB port 3.0 with 10ft cord 1 x HDMI coupler with 18" cord					

---

# FORUMS - SIMPLE FORUM

## SIMPLE FORUM – SINGLE SIDED (SURFACE MOUNTED)

List Price

### Pre-configured SIMPLE Forum (4 ports, for client's own data fitting)

Model # 39956	pre-wired power	<table border="1"><tr><td>1P</td><td>1P</td><td>0</td><td>0</td></tr></table>	1P	1P	0	0	\$550
1P	1P	0	0				
		2 x pre-wired power with 10ft cord 2 x open port / data adapter to fit in client's own data fitting & cord					
Model # 39957	site-wired power	<table border="1"><tr><td>1P-SW</td><td>1P-SW</td><td>0</td><td>0</td></tr></table>	1P-SW	1P-SW	0	0	\$575
1P-SW	1P-SW	0	0				
		2 x site-wired power with 6ft metallic shielded cable 2 x open port / data adapter to fit in client's own data fitting & cord					
Model # 39958	pre-wired power	<table border="1"><tr><td>1P</td><td>1P</td><td>2U</td><td>0</td></tr></table>	1P	1P	2U	0	\$680
1P	1P	2U	0				
		2 x pre-wired power with 10ft cord 1 x stacked USB charger A+C 1 x open port					
Model # 39959	site-wired power	<table border="1"><tr><td>1P-SW</td><td>1P-SW</td><td>2U</td><td>0</td></tr></table>	1P-SW	1P-SW	2U	0	\$710
1P-SW	1P-SW	2U	0				
		2 x site-wired power with 6ft metallic shielded cable 1 x stacked USB charger A+C 1 x open port					
Model # 39961	pre-wired power	<table border="1"><tr><td>1P</td><td>1P</td><td>0</td><td>HD</td></tr></table>	1P	1P	0	HD	\$720
1P	1P	0	HD				
		2 x pre-wired power with 10ft cord 1 x open port 1 x HDMI coupler with 18" cord					
Model # 39962	site-wired power	<table border="1"><tr><td>1P-SW</td><td>1P-SW</td><td>0</td><td>HD</td></tr></table>	1P-SW	1P-SW	0	HD	\$755
1P-SW	1P-SW	0	HD				
		2 x site-wired power with 6ft metallic shielded cable 1 x open port 1 x HDMI coupler with 18" cord					

# FORUMS - SIMPLE FORUM

---

## SIMPLE FORUM – SINGLE SIDED (SURFACE MOUNTED)

List Price

---

### Pre-configured SIMPLE Forum (6 ports 9<sup>3</sup>/<sub>4</sub>" L x 2" W)

Model # 39941/6	pre-wired power	<table border="1"><tr><td>1P</td><td>1P</td><td>A5</td><td>A5</td><td>B</td><td>B</td></tr></table> <p>2 x pre-wired power with 10ft cord 2 x SIEMON CAT6 data with 10ft cord 2 x blank plate</p>	1P	1P	A5	A5	B	B	\$850
1P	1P	A5	A5	B	B				
Model # 39942/6	site-wired power	<table border="1"><tr><td>1P-SW</td><td>1P-SW</td><td>A5</td><td>A5</td><td>B</td><td>B</td></tr></table> <p>2 x site-wired power with 6ft metallic shielded cable 2 x SIEMON CAT6 data with 10ft cord 2 x blank plate</p>	1P-SW	1P-SW	A5	A5	B	B	\$925
1P-SW	1P-SW	A5	A5	B	B				
Model # 39943/6	pre-wired power	<table border="1"><tr><td>1P</td><td>1P</td><td>A5</td><td>A5</td><td>G</td><td>C</td></tr></table> <p>2 x pre-wired power with 10ft cord 2 x SIEMON CAT6 data with 10ft cord 1 x HD-DB15/VGA connector with 10ft cord 1 x audio 3.5mm mini stereo jack with 10 ft cord</p>	1P	1P	A5	A5	G	C	\$1,035
1P	1P	A5	A5	G	C				
Model # 39944/6	site-wired power	<table border="1"><tr><td>1P-SW</td><td>1P-SW</td><td>A5</td><td>A5</td><td>G</td><td>C</td></tr></table> <p>2 x site-wired power with 6ft metallic shielded cable 2 x SIEMON CAT6 data with 10ft cord 1 x HD-DB15/VGA connector with 10ft cord 1 x audio 3.5mm mini stereo jack with 10ft cord</p>	1P-SW	1P-SW	A5	A5	G	C	\$1,115
1P-SW	1P-SW	A5	A5	G	C				

---

# FORUMS - SIMPLE FORUM

---

## SIMPLE FORUM – SINGLE SIDED (SURFACE MOUNTED)

List Price

---

### Pre-configured SIMPLE Forum (6 ports 9<sup>3</sup>/<sub>4</sub>" L x 2" W)

Model # 39945/6	pre-wired power	<table border="1"><tr><td>1P</td><td>1P</td><td>A5</td><td>A5</td><td>HD</td><td>H</td></tr></table> <p>2 x pre-wired power with 10ft cord 2 x SIEMON CAT6 data with 10ft cord 1 x HDMI coupler with 18" cord 1 x USB port 3.0 with 10ft cord</p>	1P	1P	A5	A5	HD	H	\$1,065
1P	1P	A5	A5	HD	H				
Model # 39946/6	site-wired power	<table border="1"><tr><td>1P-SW</td><td>1P-SW</td><td>A5</td><td>A5</td><td>HD</td><td>H</td></tr></table> <p>2 x site-wired power with 6ft metallic shielded cable 2 x SIEMON CAT6 data with 10ft cord; 1 x HDMI coupler with 18" cord 1 x USB port 3.0 with 10ft cord</p>	1P-SW	1P-SW	A5	A5	HD	H	\$1,135
1P-SW	1P-SW	A5	A5	HD	H				
Model # 39947/6	pre-wired power	<table border="1"><tr><td>1P</td><td>1P</td><td>1P</td><td>A5</td><td>A5</td><td>A5</td></tr></table> <p>3 x pre-wired power with 10ft cord 3 x SIEMON CAT6 data with 10ft cord</p>	1P	1P	1P	A5	A5	A5	\$1,015
1P	1P	1P	A5	A5	A5				
Model # 39948/6	site-wired power	<table border="1"><tr><td>1P-SW</td><td>1P-SW</td><td>1P-SW</td><td>A5</td><td>A5</td><td>A5</td></tr></table> <p>3 x site-wired power with 6ft metallic shielded cable 3 x SIEMON CAT6 data with 10ft cord</p>	1P-SW	1P-SW	1P-SW	A5	A5	A5	\$1,080
1P-SW	1P-SW	1P-SW	A5	A5	A5				

---

# FORUMS - SIMPLE FORUM

## SIMPLE FORUM – SINGLE SIDED (SURFACE MOUNTED)

List Price

### Pre-configured SIMPLE Forum (6 ports, for client's own data fitting)

Model # 39951	pre-wired power	<table border="1" style="border-collapse: collapse; width: 100px; height: 20px;"> <tr> <td style="text-align: center; width: 20px;">1P</td> <td style="text-align: center; width: 20px;">1P</td> <td style="text-align: center; width: 20px;">O</td> <td style="text-align: center; width: 20px;">O</td> <td style="text-align: center; width: 20px;">O</td> <td style="text-align: center; width: 20px;">O</td> </tr> </table>	1P	1P	O	O	O	O	\$625
1P	1P	O	O	O	O				
		<p>2 x pre-wired power with 10ft cord 4 x open port/data adapter to fit in client's own data fitting and cord</p>							
Model # 39952	site-wired power	<table border="1" style="border-collapse: collapse; width: 100px; height: 20px;"> <tr> <td style="text-align: center; width: 20px;">1P-SW</td> <td style="text-align: center; width: 20px;">1P-SW</td> <td style="text-align: center; width: 20px;">O</td> <td style="text-align: center; width: 20px;">O</td> <td style="text-align: center; width: 20px;">O</td> <td style="text-align: center; width: 20px;">O</td> </tr> </table>	1P-SW	1P-SW	O	O	O	O	\$660
1P-SW	1P-SW	O	O	O	O				
		<p>2 x site-wired power with 6ft metallic shielded cable 4 x open port/data adapter to fit in client's own data fitting and cord</p>							
Model # 39953	pre-wired power	<table border="1" style="border-collapse: collapse; width: 100px; height: 20px;"> <tr> <td style="text-align: center; width: 20px;">1P</td> <td style="text-align: center; width: 20px;">1P</td> <td style="text-align: center; width: 20px;">1P</td> <td style="text-align: center; width: 20px;">O</td> <td style="text-align: center; width: 20px;">O</td> <td style="text-align: center; width: 20px;">O</td> </tr> </table>	1P	1P	1P	O	O	O	\$650
1P	1P	1P	O	O	O				
		<p>3 x pre-wired power with 10ft cord 3 x open port/data adapter to fit in client's own data fitting and cord</p>							
Model # 39954	site-wired power	<table border="1" style="border-collapse: collapse; width: 100px; height: 20px;"> <tr> <td style="text-align: center; width: 20px;">1P-SW</td> <td style="text-align: center; width: 20px;">1P-SW</td> <td style="text-align: center; width: 20px;">1P-SW</td> <td style="text-align: center; width: 20px;">O</td> <td style="text-align: center; width: 20px;">O</td> <td style="text-align: center; width: 20px;">O</td> </tr> </table>	1P-SW	1P-SW	1P-SW	O	O	O	\$695
1P-SW	1P-SW	1P-SW	O	O	O				
		<p>3 x site-wired power with 6ft metallic shielded cable 3 x open port/data adapter to fit in client's own data fitting and cord</p>							

Each open port selected will be supplied with one set of data adapter kit contains 2 "AA", 2 "BB", 2 "CC", 2 "DD", 2 "EE", 2 "FF", 1 "GG" and 1 "HH". adapter. The data adapter can accommodate the following data fitting from manufacturer:

#### Adapter "AA"

Systemax/CommScope  
Uniprise/CommScope

#### Adapter "BB"

L-Com Keystone Modular  
Tyco SL/110 Connect Series Modular Jacks  
Siemon Keystone Style  
Allen Tel Versa Tap Series  
Leviton Quick Port® Series  
Nordx Keystone Style  
Tyco SL Conpler Series

#### Adapter "CC"

Krone 6000 Series/ADC  
Hubbell Xcelerator™ Keystone Series

#### Adapter "DD"

blank

#### Adapter "EE"

Ortronics TracJack Series

#### Adapter "FF"

Panduit Mini-Com Series

#### Adapter "GG"

microphone jack / 3pin XLR, solder type only

#### Adapter "HH"

Adapter "HH" - video monitor jack / DB-15, panel mount solder type.

# TERMS AND CONDITIONS OF SALE

---

## PRICES

All prices are list prices, FOB our Toronto Factory- freight charges are extra. Packing and/ or crating is available, if required, upcharges apply.

Due to existing conditions in regard to cost of labor and materials, we reserve the right to change prices without notice.

## TERMS

Net 30 days from date of invoice to accredited buyers. Two per cent (2%) interest charged monthly on overdue accounts. Deposit of 50% is required with order. Terms will be established upon credit evaluation. Due to delays in processing references, first orders may be treated as C.B.D. orders.

## ORDER CONFIRMATION

Orders are accepted upon issuance of our order confirmation and are subject to the terms set forth therein; notwithstanding any variance from the terms of the buyer's order form.

Nienkämper is not liable for any delay or failure to deliver caused by labor or transportation difficulties, accidents, acts of God, failure of sources of supply, or other causes beyond our control, and changes will affect the delivery date.

## CHANGE OF ORDERS OR CANCELLATIONS

Changes or cancellations are subject to our ability to conform. A charge will be levied against canceled or changed orders based on costs already incurred by Nienkämper. All changes must be in writing and submitted on a revised purchase order. Changes will affect the delivery date.

## STORAGE

If goods cannot be accepted when ready, we may transfer them to storage (which is to be deemed as delivery for invoice purposes). The customer accepts risks and will be charged at prevailing rates.

## FREIGHT

All prices are list prices, FOB our Toronto Factory- freight charges are extra.

Packing and/or crating are available, if required, upcharges apply.

## CLAIMS

All furniture is given to the carrier and signed for in good condition. It is the responsibility of the receiver to sign for the goods in the presence of the carrier and note the condition in which they are received. Freight claims should be filed with the carrier.

## WARRANTY

There are no express or implied warranties, conditions and obligations of the manufacturer, whether statutory or otherwise that extend beyond the description on the face hereof. Our furniture is made to the highest standard and is warranted free from defects of material and workmanship for five years from the date of delivery. During the warranty period we will repair or replace such merchandise as shall prove to be defective, during normal usage in accordance with manufacturer's specifications. The manufacturer shall not be liable for defect wholly attributable to normal manufacturing process. Replacement or repair of the Product shall be the sole remedy of the Customer, and the manufacturer shall not be liable for any direct, indirect, incidental, or consequential loss or damage suffered by the Customer by reason of any defect in workmanship or manufacture of the Product or inability to use the Product. Moreover, this warranty does not cover accidental damage, abuse, alteration, ordinary wear and tear of Goods, negligence and misuse nor variations over which we have no control such as heat or humidity or damage to which the Goods are connected that is not attributable to the failure of the goods themselves. This warranty is null and void when the product is installed with hardware other than that supplied and/or when installed differently than recommended in the installation guide. Modification to the product or hardware may result in failure of the product and cause damage and/or injury.

## WOOD FINISHES

Nienkämper offers a wide variety of standard light finishes on cherry, mahogany and figured anagre wood veneers, and a clear natural finish on figured anagre, figured sycamore, maple, bird's eye maple and curly maple.

Light finishes do not mask the grain and other characteristics of each wood species. It is important to understand that pieces of the same type of wood will not look identical when a light finish is used. The appearance of the finish will also depend on the natural color of the veneer. Cherry darkens over time as the wood ages. Pin knots and gum pockets are inherent traits.

Wood is a naturally variable raw material; its variances are not within the furniture manufacturer's control and are therefore not considered defects under this warranty.