

# nienkämpfer

## **VOX<sup>®</sup> CONFERENCE**

### SUMMIT



## **2026**

Prices include freight charges, blanket wrapped, dock delivered, from the manufacturing source to any location in the contiguous United States. Packing and/or crating are available, if required, upcharges apply.

# VOX® SUMMIT CONFERENCE

ELEMENTS

Design - Nienkämper

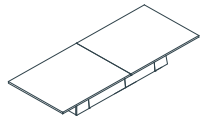
Summit Conference Table with a continuous architectural base designed to conceal power, data, and AV cabling. Available with multiple tabletop shapes.

## TOP SHAPE

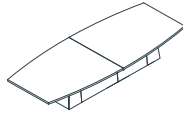
All tops are 1 1/4" thick



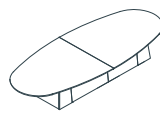
Rectangle



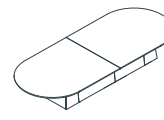
Boat



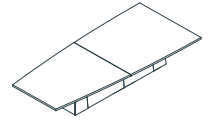
Super Ellipse



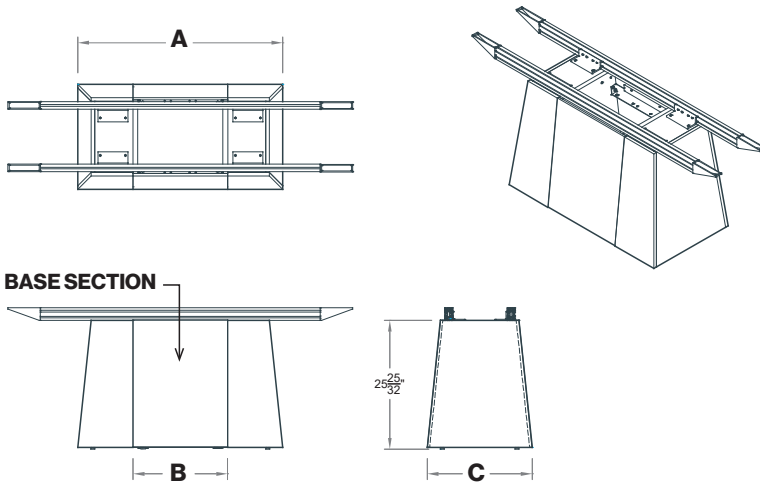
Racetrack



Closed Vista



## BASE DETAILS



## EDGE DETAILS

Specify edge type: add the two letter code after the model number.



Facet Edge (FC)



Taper Edge (TE)



Self Edge (SE)



Camber Edge (CE)  
5% upcharge



Flowform Edge (FF)  
5% upcharge  
laminates not available

TABLE LENGTH	A	B	BASE SECTIONS	TABLE DEPTH	C
96"	41"	19"	1	48"-54"	21"
<b>108"</b>	<b>54"</b>	<b>32"</b>	<b>1</b>	<b>60"-66"</b>	<b>25"</b>
<b>120"</b>	<b>60"</b>	<b>19"</b>	<b>2</b>	<b>60"-66"</b>	<b>25"</b>
132"	78"	28"	2	72"-78"	29"
<b>144"</b>	<b>86"</b>	<b>32"</b>	<b>2</b>	<b>84"</b>	<b>33"</b>
156"	94"	36"	2		
<b>168"</b>	<b>106"</b>	<b>28"</b>	<b>3</b>		
180"	118"	32"	3		
<b>192"</b>	<b>130"</b>	<b>36"</b>	<b>3</b>		
204"	142"	40"	3		
<b>216"</b>	<b>150"</b>	<b>32"</b>	<b>4</b>		
228"	166"	36"	4		
<b>240"</b>	<b>182"</b>	<b>40"</b>	<b>4</b>		

## FEATURES:

**TOP FINISH-** All standard veneers, stains and finishes. All standard plastic laminates and fingerprint resistant laminates. Stone or Interlayer glass top with subtop is available upon request. Please contact customer service at **800.668.9318** for details.

**BASE FINISH –** Outer surfaces are available in standard Nienkämper veneers, stains, finishes, and plastic laminates, including fingerprint-resistant options.

**POWER OPTIONS –** In-surface units include Vox® M, Double Sided and Simple Forums. Under-surface Simple Forums are also available. Summit is compatible with Vox® Power Drawer and Power Edge.

**CABLE MANAGEMENT-** All cables are managed through the Summit base to the floor. Removable access panels enable easy access to floor power sources.

108" x 48" Stone Rectangle Shape top with Soft Corners



## veneers

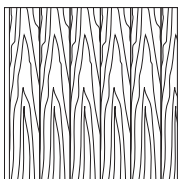
All wood surfaces are protected with a durable polyurethane clear lacquer with UV inhibitor. This finish is known for its exceptional durability, as well as abrasion, chemical, impact and scratch resistance. Standard sheen level is 45 degrees. Optional matte, 5, 10 and 35 degree sheen levels are available on request at no additional cost.

Wood Species	Order Code	Veneer/Stain	Upcharge
Maple	F-01	Natural Maple	No upcharge applies.
	F-02	Natural Curly Maple - Rotary Cut	Add 15%.
	F-03	Natural Bird's Eye Maple - Rotary Cut	Call Customer Service for pricing.
	F-04	Maple Stained Pear	No upcharge applies.
Cherry	F-05	Natural Cherry	No upcharge applies.
	F-06	Standard Cherry	No upcharge applies.
	F-07	Cherry Stained Amber	No upcharge applies.
	F-08	Cherry Stained Auburn	No upcharge applies.
	F-09	Cherry Stained Burgundy	No upcharge applies.
Mahogany	F-10	Light Mahogany	No upcharge applies.
	F-11	Medium Mahogany	No upcharge applies.
	F-12	Dark Mahogany	No upcharge applies.
	F-13	Red Mahogany	No upcharge applies.
Anagré	F-14	Natural Figured Anagré - Qtr. Cut Book-Match	Add 15%.
	F-15	Figured Anagré Stained Amber - Qtr. Cut Book-Match	Add 15%.
Sycamore	F-16	Natural Figured Sycamore - Qtr. Cut Book-Match	Add 15%.
Walnut	F-17	Burnt Walnut	No upcharge applies.
	F-19	Natural Walnut- Flat Cut Book-Match	No upcharge applies.
	F-19FM	Natural Walnut- Flat Cut Book-Match (matte sheen)	No upcharge applies.
	F-27F	Creamy Walnut- Flat Cut Book-Match (10° sheen)	No upcharge applies.
	F-27R	Creamy Walnut - Rift Cut Slip-Match (10° sheen)	Add 5%
	F-28	Tawny Walnut	No upcharge applies.
	F-31FM	Autumn Walnut- Flat Cut Book-Match (matte sheen)	No upcharge applies.
	F-31RM	Autumn Walnut - Rift Cut Slip-Match (matte sheen)	Add 5%
Oak	F-18F	Natural White Oak - Flat Cut Book-Match (10° sheen)	No upcharge applies.
	F-18R	Natural White Oak - Rift Cut Slip-Match (10° sheen)	Add 5%
	F-26	Charcoal Ash On Oak- Flat Cut Book- Match (10° sheen)	No upcharge applies.
	F-29F	Smoky Oak - Flat Cut Book-Match	No upcharge applies.
	F-29R	Smoky Oak - Rift Cut Slip-Match	Add 5%
	F-29FM	Smoky Oak - Flat Cut Book-Match (matte sheen)	No upcharge applies.
	F-29RM	Smoky Oak - Rift Cut Slip-Match (matte sheen)	Add 5%
	F-30FM	Whisper White Oak - Flat Cut Book-Match (matte sheen)	No upcharge applies.
	F-30RM	Whisper White Oak - Rift Cut Slip-Match (matte sheen)	Add 5%
	F-32FM	Cotton White Oak - Flat Cut Book-Match (matte sheen)	No upcharge applies.
F-32RM	Cotton White Oak - Rift Cut Slip-Match (matte sheen)	Add 5%	
Sapele – Ribbon Stripe	F-20	Natural Ribbon Strip Sapele - Qtr. Cut Slip-Match	No upcharge applies.
Moabi (Cherry substitute)	F-21	Natural Moabi - Quarter - Qtr. Cut Book-Match	No upcharge applies.
Cape Coast Walnut	F-22	Dark Cape Coast Walnut - Qtr. Cut Slip-Match	No upcharge applies.
	F-23	Natural Cape Coast Walnut - Qtr. Cut Slip-Match	No upcharge applies.
	F-23	Natural Cape Coast Walnut - Qtr. Cut Slip-Match	No upcharge applies.
Ash	F-25	Slate Gray Ash - Qtr. Cut Slip-Match	No upcharge applies.

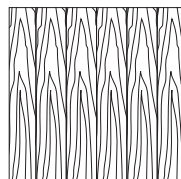
### VENEER GRAIN OPTIONS

Nienkämper products utilize the best quality veneers available, and, combined with Nienkämper's patented veneering systems, create work environments of incredible quality and beauty.


All veneer furniture comes standard with flat cut book-match veneer; flat cut slip-match veneer can also be specified. Quarter cut slip-match and quarter cut book-match veneers are available at a 5% upcharge. Figured Anagré and Figured Sycamore veneers are Quarter cut book-matched. Bird's Eye Maple and Curly Maple are rotary cut. Facet Edge, Taper edge, Flowform, Camber and Self edge tops with veneer are manufactured with a solid wood edge. All edges are then veneer wrapped to create a seamless profile top.




Standard V1  
Flat Cut Book-Match



Flat Cut Slip-Match V2



Quarter Cut Slip-Match V3  
Add 5%



Quarter Cut Book-Match V4  
Add 5%

## P-LAM

### Wood grain plastic laminate surfaces are available on table tops with Facet, Taper and Self edges.

These tops are manufactured with a solid wood edge that is applied prior to the laminate top surface. This method conceals the thickness of the wood edge, while providing the durability required. Wood edges are selected that most closely resemble both the species and the color of the laminate chosen

Nienkämper has pre-selected a number of standard wood grain plastic laminates that represent a cross section of both color and species. Simply include the order code with the model number to make these selections. Alternatively wood grain plastic laminates selected outside of Nienkämper's standard selection can be made by specifying the manufacturer as well as the description and model number of the laminate at the time of order.

Wood Grain Plastic Laminate Surfaces	Order Code	Manufacturer #	Finish
Hardrock Maple	WL2	Pionite WM791-SD	Textured/Suede
Monticello Maple	WL5	Wilsonart 7925-38	Fine Velvet Texture
Fusion Maple	WL13	Wilsonart 7909-60	Matte
New Age Oak	WL14	Wilsonart 7938-38	Fine Velvet Texture
Wild Cherry	WL18	Wilsonart 7054-60	Matte
River Cherry	WL19	Wilsonart 7937-38	Fine Velvet Texture
Montana Walnut	WL20	Wilsonart 7110T-78	Fine Grain
Skyline Walnut	WL26	Wilsonart 7964K-12	Soft Grain
Continental Walnut	WL-29	Wilsonart 8232K-05	Timbergrain
Neo Walnut	WL-30	Wilsonart 7991-38	Fine Velvet Texture
Walnut Heights	WL-31	Wilsonart 7965K-12	Soft Grain
Grayed Oak	WL-32	Formica 5791-PG	Pure Grain Texture
Millennium Oak	WL-33	Formica 5887-58	Matte
Aged Ash	WL-34	Formica 8844-WR	Woodbrush
Lowell Ash	WL-35	Wilsonart 7994-38	Fine Velvet Texture
Natural Ash	WL-36	Formica 8843-WR	Woodbrush
Norwegian Ash	WL-37	Wilsonart 8241-38	Fine Velvet Texture
Weathered Ash	WL-38	Formica 8842-WR	Woodbrush
Smoky Brown Pear	WL-39	Formica 5488-26	Oiled Wood
Studio Teak	WL-40	Wilsonart 7960K-18	Linearity
Fawn Cypress	WL-41	Wilsonart 8208K-16	Casual Rustic
Landmark Wood	WL-42	Wilsonart 7981K-12	Soft Grain
Natural Cerise	WL-43	Formica 8863-58	Matte
Natural Recon	WL-44	Wilsonart 7996-38	Fine Velvet Texture
Pecan Woodline	WL-45	Formica 5883-58	Matte

To specify the wood grain laminate required simply add the Order Code WL\_ to the model number of the product.

Samples and specific technical data is available from your local sales representative or by contacting Nienkämper's Customer Service department at **800.668.9318**.

# P-LAM

## COLORED P-LAM


Both Taper and Self edge profiles are available with a colored laminate top.

**Laminate edging on Taper tops.** Edging will match the top surface and is applied before the surface laminate. By applying the laminate in this way, the seam is positioned horizontally, which makes it much less conspicuous and more durable.


**Wood edging** on Self and Taper Edge tops are applied before the laminate. By applying the wood edge in this way, the wood edge thickness is concealed, while providing the durability required. Wood species and finishes for edging can be selected from page 8.

For laminates specified outside of Nienkämper's standard selection, specify the manufacturer as well as the description and model number of the laminate selected at the time of order. For Facet edge tops, the laminate must be a post-forming grade.

**Translucent edging** on Self and Taper edge tops is applied after the surface laminate. The translucent edge is very durable. Clear translucent edge provides a good match with most white-colored laminates, while a silver translucent edge provides a metallic look and contrast to colored plastic laminates.




P-Lam top & Self edge



P-Lam top & Translucent Self edge



Wood Grain P-Lam top & silver Translucent Self edge



P-Lam top & solid wood Facet edge

\*An unavoidable, thin dark line will be visible when specifying a matching p.lam edge. This is more pronounced with light colored laminates

Colored Plastic Laminates Surface	Order Code	Manufacturer #	Finish
Gray (Nienkämper - Light Gray/Putty)	CL-01	Wilsonart 1500-60	Matte
Platinum Gray (Nienkämper - Medium Gray/Clay)	CL-02	Nevamar S6023T	Textured
Slate Grey (Nienkämper - Dark Gray)	CL-03	Wilsonart D91-60	Matte
Black	CL-04	Wilsonart 1595-60	Matte
Angel White	CL-05	Pionite SW-826SD	Textured/ Suede
Frosty White	CL-06	Wilsonart 1573-60	Matte
White (for writable surface)	Contact customer service for details 800.668.9318		Gloss

Add the order code behind the edge profile when specifying.

# P-LAM

## FINGERPRINT RESISTANT P-LAM

Fingerprint Resistant Plastic Laminate is an innovative material created for interior design applications and is suitable for both vertical and horizontal interior applications on our Nienkämper furniture.

The external surface of Fingerprint Resistant Plastic Laminate involves the use of nanotechnology made possible by next generation acrylic resins.

The unique composition offers extraordinary features coupled with a unique user experience. These include an ultra matte surface (eliminating glare), an ultra soft feel, an anti-fingerprint surface, thermal healing of micro-scratches, increased durability as well as anti-bacterial and mold-resistant properties.

**Edgeband** matching all Fingerprint Resistant Plastic Laminate colors is only available when specifying a Taper edge. For Self edge tops 1" and 1 1/4" thick, matching edgeband are only available in Black (RL-01) and White (RL-03). When a matching edgeband is not available, the specified surface laminate is used on the edge. **Contact Customer Service for more details 800.668-9318.**

There is a 20% upcharge on our standard plastic laminate table pricing for Fingerprint Resistant Plastic Laminate.

Colored "Fingerprint Resistant" Plastic Laminate Surface	Order Code	Finish
Black	RL-01	Matte
Gray	RL-02	Matte
White	RL-03	Matte
Sand	RL-04	Matte
Brown	RL-05	Matte
Clay	RL-06	Matte
Beige	RL-07	Matte
Ash	RL-08	Matte
Smoke	RL-09	Matte

Edgeband to Match with Colored "Fingerprint Resistant" Plastic Laminate	Thickness	Order Code
Black	3/4", 1", 1-1/4"	RE-01
Gray	3/4"	RE-02
White	3/4", 1", 1-1/4"	RE-03
Sand	3/4"	RE-04
Brown	3/4"	RE-05
Clay	3/4"	RE-06
Beige	3/4"	RE-07
Ash	3/4"	RE-08
Smoke	3/4"	RE-09

# EDGE DETAILS - CONFERENCE TABLES

Conference tables with tops that are 1 1/4" thick have 5 edge profiles to choose from.

**To select:**

Facet Edge add "FC" after the table model number

Taper Edge add "TE" after the table model number

Flowform Edge add "FF" after the table model number

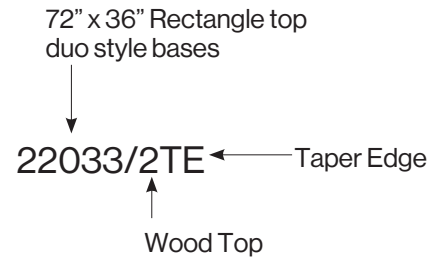
Camber Edge add "CE" after the table model number

Self Edge add "SE" or "SE-P" (exposed plywood edge) after the table model number

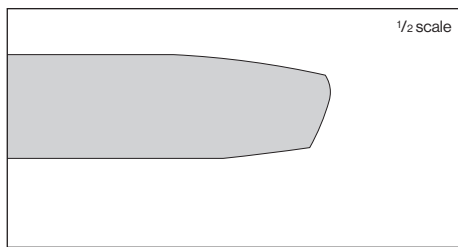
Flowform Edge and Camber Edge require a 5% upcharge

Flowform and Camber edged tops are veneer-wrapped, and are not available with plastic laminate

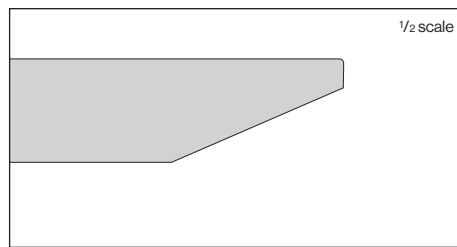
- Rectangle shape, Boat shape, Vista shape and Congress shape tops specified with a Flowform Edge have this edge profile on two sides only, with self edges on the two ends of the top.
- All conference table tops are 1 1/4" thick, edges are manufactured with a profiled solid wood edge.
- Camber edge is standard with an 8" radius corner feature on rectangle, boat, square, and vista shaped tops.



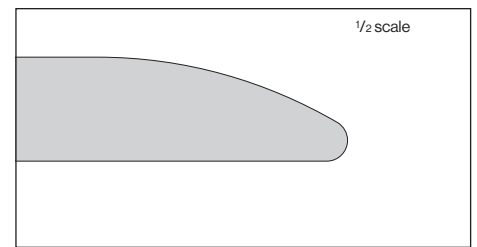
**EXAMPLE**




Facet Edge "FC"




Taper Edge "TE"




Flowform Edge "FF"



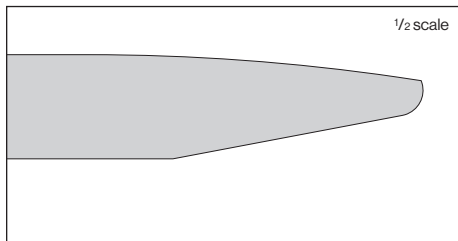
Facet Edge - specify "FC"



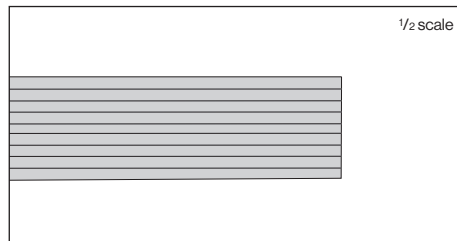
Taper Edge - specify "TE"




Flowform Edge - specify "FF"



Camber Edge "CE"



Self Edge "SE" / Self Edge with Exposed Plywood Core "SE-P"



Camber Edge - specify "CE"



Self "SE" / Self with Exposed Plywood Core "SE-P"


## SPECIAL TOP OPTIONS – VOX® CONFERENCE TABLES

A range of special top options are available for creating unique tables. By adding reveals, stain and veneer combinations personalizing your Vox® conference table has never been easier. Four examples are shown that can be easily included in any of our standard conference tables. Simply specify the option you prefer and Nienkämper's customer service department (**call 800.668.9318**) can provide you with a quotation based on the model of table selected. They will also be happy to help you if a custom combination of veneer and finishes are required.



### Option A

Flat cut, Book-matched veneer, Natural finish, 1/4" polished aluminum reveal.




### Option B

Flat cut, Book-matched veneer, Natural finish edge, stained center, 1/4" polished aluminum reveal.



### Option C

Flat cut, Book-matched veneer (veneer pattern as shown), stained edge, natural finish center, 1/4" polished aluminum reveal.



### Option D

Rift cut, Book-matched veneer, Natural finish edge, stained center, 1/4" polished aluminum reveal.

# VOX® SUMMIT CONFERENCE

RECTANGLE SHAPE

Design - Nienkämper



Specify edge type; add the two letter code after the model number.



Facet Edge (FC)



Taper Edge (TE)



Self Edge (SE)

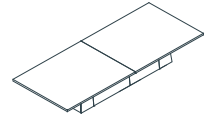


Flowform Edge (FF)  
5% upcharge  
laminates not available



Camber Edge (CE)  
5% upcharge

All Rectangular shape table sizes available with optional 6" radius "Soft" corner (must be specified at time of order)



## SINGLE

### Mid Section Base 29" Table Height



\*Table height when power drawers are order is 30"

\*Based on a chair width of 25"

L" x D"	Sugg Seat Capacity	Top Finish	Top Sections	Base Size L" x W"	Base Sections	Model Number	List Price
<b>96 x 48</b>	<b>6-8</b>	<b>Wood</b>	<b>1</b>	<b>41 x 21</b>	<b>1</b>	<b>34600/2RT</b>	<b>13,235</b>
96 x 48	6-8	P-Lam	1	41 x 21	1	34600/5RT	11,185
<b>108 x 48</b>	<b>6-8</b>	<b>Wood</b>	<b>2</b>	<b>54 x 21</b>	<b>1</b>	<b>34603/2RT</b>	<b>14,330</b>
108 x 48	6-8	P-Lam	2	54 x 21	1	34603/5RT	11,995

## DOUBLE

### Mid Section Base 29" Table Height



<b>120 x 48</b>	<b>8-10</b>	<b>Wood</b>	<b>2</b>	<b>60 x 21</b>	<b>2</b>	<b>34606/2RT</b>	<b>16,655</b>
120 x 48	8-10	P-Lam	2	60 x 21	2	34606/5RT	14,060
<b>120 x 54</b>	<b>8-10</b>	<b>Wood</b>	<b>2</b>	<b>60 x 21</b>	<b>2</b>	<b>34607/2RT</b>	<b>18,465</b>
120 x 54	8-10	P-Lam	2	60 x 21	2	34607/5RT	16,805
<b>132 x 48</b>	<b>8-10</b>	<b>Wood</b>	<b>2</b>	<b>78 x 21</b>	<b>2</b>	<b>34609/2RT</b>	<b>18,160</b>
132 x 48	8-10	P-Lam	2	78 x 21	2	34609/5RT	16,535
<b>132 x 54</b>	<b>8-10</b>	<b>Wood</b>	<b>2</b>	<b>78 x 21</b>	<b>2</b>	<b>34610/2RT</b>	<b>19,995</b>
132 x 54	8-10	P-Lam	2	78 x 21	2	34610/5RT	18,200
<b>144 x 48</b>	<b>10-12</b>	<b>Wood</b>	<b>2</b>	<b>86 x 21</b>	<b>2</b>	<b>34612/2RT</b>	<b>21,285</b>
144 x 48	10-12	P-Lam	2	86 x 21	2	34612/5RT	19,375
<b>144 x 54</b>	<b>10-12</b>	<b>Wood</b>	<b>2</b>	<b>86 x 21</b>	<b>2</b>	<b>34613/2RT</b>	<b>23,065</b>
144 x 54	10-12	P-Lam	2	86 x 21	2	34613/5RT	20,990
<b>144 x 60</b>	<b>10-12</b>	<b>Wood</b>	<b>2</b>	<b>86 x 25</b>	<b>2</b>	<b>34614/2RT</b>	<b>24,800</b>
144 x 60	10-12	P-Lam	2	86 x 25	2	34614/5RT	22,570
<b>156 x 48</b>	<b>12-14</b>	<b>Wood</b>	<b>2</b>	<b>94 x 21</b>	<b>2</b>	<b>34615/2RT</b>	<b>22,745</b>
156 x 48	12-14	P-Lam	2	94 x 21	2	34615/5RT	20,700
<b>156 x 54</b>	<b>12-14</b>	<b>Wood</b>	<b>2</b>	<b>94 x 21</b>	<b>2</b>	<b>34616/2RT</b>	<b>24,720</b>
156 x 54	12-14	P-Lam	2	94 x 21	2	34616/5RT	22,500
<b>156 x 60</b>	<b>12-14</b>	<b>Wood</b>	<b>2</b>	<b>94 x 25</b>	<b>2</b>	<b>34617/2RT</b>	<b>26,655</b>
156 x 60	12-14	P-Lam	2	94 x 25	2	34617/5RT	24,250
<b>156 x 66</b>	<b>12-14</b>	<b>Wood</b>	<b>3</b>	<b>94 x 25</b>	<b>2</b>	<b>34618/2RT</b>	<b>28,770</b>
156 x 66	12-14	P-Lam	3	94 x 25	2	34618/5RT	26,185

### Standard Features:

- Tops are 1¼" thick and available along with the base in all Nienkämper veneers, stains, finishes, and plastic laminates.
- Stone and glass tops are also available upon special request – contact Customer Service at 800.668.9318 for more information.
- Bases are constructed from a metal cross beam frame that supports particle core panels laminated with premium veneer or multiple choices of plastic laminates.
- Large side panels lift off for efficient access to cabling and power source requirements.
- The central monolithic base makes Summit a perfect choice for Vox® Power drawers but all Vox® Forum styles are also compatible.



# VOX® SUMMIT CONFERENCE

RECTANGLE SHAPE

Design - Nienkämper



Specify edge type; add the two letter code after the model number.



Facet Edge (FC)



Taper Edge (TE)



Self Edge (SE)

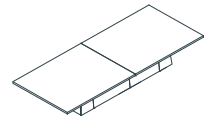


Flowform Edge (FF)  
5% upcharge  
laminates not available

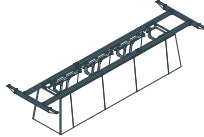


Camber Edge (CE)  
5% upcharge

All Rectangular shape table sizes available with optional 6" radius "Soft" corner (must be specified at time of order)



## TRIPLE Mid Section Base 29" Table Height



\*Table height when power drawers are order is 30"

\*Based on a chair width of 25"

L"	x	D"	Sugg Seat Capacity	Top Finish	Top Sections	Base Size L" x W"	Base Sections	Model Number	List Price
<b>168</b>	<b>48</b>	<b>12-14</b>	<b>12-14</b>	<b>Wood</b>	<b>2</b>	<b>106 x 21</b>	<b>3</b>	<b>34619/2RT</b>	<b>25,345</b>
168	48	12-14	12-14	P-Lam	2	106 x 21	3	34619/5RT	23,070
<b>168</b>	<b>54</b>	<b>12-14</b>	<b>12-14</b>	<b>Wood</b>	<b>2</b>	<b>106 x 21</b>	<b>3</b>	<b>34620/2RT</b>	<b>27,505</b>
168	54	12-14	12-14	P-Lam	2	106 x 21	3	34620/5RT	25,030
<b>168</b>	<b>60</b>	<b>12-14</b>	<b>12-14</b>	<b>Wood</b>	<b>2</b>	<b>106 x 25</b>	<b>3</b>	<b>34621/2RT</b>	<b>29,645</b>
168	60	12-14	12-14	P-Lam	2	106 x 25	3	34621/5RT	26,985
<b>168</b>	<b>66</b>	<b>12-14</b>	<b>12-14</b>	<b>Wood</b>	<b>2</b>	<b>106 x 25</b>	<b>3</b>	<b>34622/2RT</b>	<b>31,940</b>
168	66	12-14	12-14	P-Lam	2	106 x 25	3	34622/5RT	29,070
<b>168</b>	<b>72</b>	<b>12-14</b>	<b>12-14</b>	<b>Wood</b>	<b>2</b>	<b>106 x 29</b>	<b>3</b>	<b>34623/2RT</b>	<b>34,845</b>
168	72	12-14	12-14	P-Lam	2	106 x 29	3	34623/5RT	31,710
<b>180</b>	<b>48</b>	<b>12-14</b>	<b>12-14</b>	<b>Wood</b>	<b>3</b>	<b>118 x 21</b>	<b>3</b>	<b>34624/2RT</b>	<b>26,535</b>
180	48	12-14	12-14	P-Lam	3	118 x 21	3	34624/5RT	24,150
<b>180</b>	<b>54</b>	<b>14-16</b>	<b>14-16</b>	<b>Wood</b>	<b>3</b>	<b>118 x 21</b>	<b>3</b>	<b>34625/2RT</b>	<b>28,860</b>
180	54	14-16	14-16	Wood	3	118 x 21	3	34625/5RT	26,265
<b>180</b>	<b>60</b>	<b>14-16</b>	<b>14-16</b>	<b>Wood</b>	<b>3</b>	<b>118 x 25</b>	<b>3</b>	<b>34626/2RT</b>	<b>31,100</b>
180	60	14-16	14-16	Wood	3	118 x 25	3	34626/5RT	28,310
<b>180</b>	<b>66</b>	<b>14-16</b>	<b>14-16</b>	<b>Wood</b>	<b>3</b>	<b>118 x 25</b>	<b>3</b>	<b>34627/2RT</b>	<b>33,575</b>
180	66	14-16	14-16	Wood	3	118 x 25	3	34627/5RT	30,560
<b>180</b>	<b>72</b>	<b>14-16</b>	<b>14-16</b>	<b>Wood</b>	<b>3</b>	<b>118 x 29</b>	<b>3</b>	<b>34628/2RT</b>	<b>35,915</b>
180	72	14-16	14-16	Wood	3	118 x 29	3	34628/5RT	32,680
<b>192</b>	<b>54</b>	<b>14-16</b>	<b>14-16</b>	<b>Wood</b>	<b>4</b>	<b>130 x 21</b>	<b>3</b>	<b>34629/2RT</b>	<b>30,965</b>
192	54	14-16	14-16	Wood	4	130 x 21	3	34629/5RT	28,180
<b>192</b>	<b>60</b>	<b>14-16</b>	<b>14-16</b>	<b>Wood</b>	<b>4</b>	<b>130 x 25</b>	<b>3</b>	<b>34630/2RT</b>	<b>33,470</b>
192	60	14-16	14-16	Wood	4	130 x 25	3	34630/5RT	30,460
<b>192</b>	<b>66</b>	<b>14-16</b>	<b>14-16</b>	<b>Wood</b>	<b>4</b>	<b>130 x 25</b>	<b>3</b>	<b>34631/2RT</b>	<b>36,170</b>
192	66	14-16	14-16	Wood	4	130 x 25	3	34631/5RT	32,925
<b>192</b>	<b>72</b>	<b>14-16</b>	<b>14-16</b>	<b>Wood</b>	<b>4</b>	<b>130 x 29</b>	<b>3</b>	<b>34632/2RT</b>	<b>38,740</b>
192	72	14-16	14-16	Wood	4	130 x 29	3	34632/5RT	35,255
<b>204</b>	<b>54</b>	<b>16-18</b>	<b>16-18</b>	<b>Wood</b>	<b>4</b>	<b>142 x 21</b>	<b>3</b>	<b>34633/2RT</b>	<b>32,335</b>
204	54	16-18	16-18	Wood	4	142 x 21	3	34633/5RT	29,430
<b>204</b>	<b>60</b>	<b>16-18</b>	<b>16-18</b>	<b>Wood</b>	<b>4</b>	<b>142 x 25</b>	<b>3</b>	<b>34634/2RT</b>	<b>34,965</b>
204	60	16-18	16-18	Wood	4	142 x 25	3	34634/5RT	31,820
<b>204</b>	<b>66</b>	<b>16-18</b>	<b>16-18</b>	<b>Wood</b>	<b>4</b>	<b>142 x 25</b>	<b>3</b>	<b>34635/2RT</b>	<b>37,805</b>
204	66	16-18	16-18	Wood	4	142 x 25	3	34635/5RT	34,415
<b>204</b>	<b>72</b>	<b>16-18</b>	<b>16-18</b>	<b>Wood</b>	<b>4</b>	<b>142 x 29</b>	<b>3</b>	<b>34636/2RT</b>	<b>40,540</b>
204	72	16-18	16-18	Wood	4	142 x 29	3	34636/5RT	31,350
<b>204</b>	<b>78</b>	<b>16-18</b>	<b>16-18</b>	<b>Wood</b>	<b>4</b>	<b>142 x 29</b>	<b>3</b>	<b>34637/2RT</b>	<b>43,215</b>
204	78	16-18	16-18	Wood	4	142 x 29	3	34637/5RT	39,325

# VOX® SUMMIT CONFERENCE

RECTANGLE SHAPE

Design - Nienkämper



Specify edge type; add the two letter code after the model number.



Facet Edge (FC)



Taper Edge (TE)



Self Edge (SE)

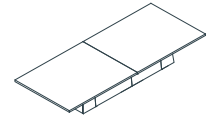


Flowform Edge (FF)  
5% upcharge  
laminates not available

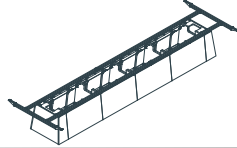


Camber Edge (CE)  
5% upcharge

All Rectangular shape table sizes available with optional 6" radius "Soft" corner (must be specified at time of order)



## Quadruple Mid Section Base 29" Table Height



\*Table height when power drawers are order is 30"

\*Based on a chair width of 25"

L"	x	D"	Sugg Seat Capacity	Top Finish	Top Sections	Base Size L" x W"	Base Sections	Model Number	List Price
<b>216</b>	<b>54</b>	<b>16-18</b>	<b>Wood</b>	<b>4</b>	<b>150 x 21</b>	<b>4</b>	<b>34638/2RT</b>	<b>34,685</b>	
216	54	16-18	Wood	4	150 x 21	4	34638/5RT	31,565	
<b>216</b>	<b>60</b>	<b>16-18</b>	<b>Wood</b>	<b>4</b>	<b>150 x 25</b>	<b>4</b>	<b>34639/2RT</b>	<b>37,530</b>	
216	60	16-18	Wood	4	150 x 25	4	34639/5RT	34,155	
<b>216</b>	<b>66</b>	<b>16-18</b>	<b>Wood</b>	<b>4</b>	<b>150 x 25</b>	<b>4</b>	<b>34640/2RT</b>	<b>40,625</b>	
216	66	16-18	Wood	4	150 x 25	4	34640/5RT	36,970	
<b>216</b>	<b>72</b>	<b>16-18</b>	<b>Wood</b>	<b>4</b>	<b>150 x 29</b>	<b>4</b>	<b>34641/2RT</b>	<b>43,600</b>	
216	72	16-18	Wood	4	150 x 29	4	34641/5RT	39,680	
<b>216</b>	<b>78</b>	<b>16-18</b>	<b>Wood</b>	<b>4</b>	<b>150 x 33</b>	<b>4</b>	<b>34642/2RT</b>	<b>46,515</b>	
216	78	16-18	Wood	4	150 x 33	4	34642/5RT	42,335	
<b>228</b>	<b>54</b>	<b>16-18</b>	<b>Wood</b>	<b>4</b>	<b>166 x 21</b>	<b>4</b>	<b>34644/2RT</b>	<b>38,320</b>	
228	54	16-18	Wood	4	166 x 21	4	34644/5RT	34,875	
<b>228</b>	<b>60</b>	<b>16-18</b>	<b>Wood</b>	<b>4</b>	<b>166 x 25</b>	<b>4</b>	<b>34645/2RT</b>	<b>41,465</b>	
228	60	16-18	Wood	4	166 x 25	4	34645/5RT	37,735	
<b>228</b>	<b>66</b>	<b>18-20</b>	<b>Wood</b>	<b>4</b>	<b>166 x 25</b>	<b>4</b>	<b>34646/2RT</b>	<b>45,715</b>	
228	66	18-20	Wood	4	166 x 25	4	34646/5RT	41,610	
<b>228</b>	<b>72</b>	<b>18-20</b>	<b>Wood</b>	<b>4</b>	<b>166 x 29</b>	<b>4</b>	<b>34647/2RT</b>	<b>48,005</b>	
228	72	18-20	Wood	4	166 x 29	4	34647/5RT	43,690	
<b>228</b>	<b>78</b>	<b>18-20</b>	<b>Wood</b>	<b>4</b>	<b>166 x 29</b>	<b>4</b>	<b>34648/2RT</b>	<b>51,170</b>	
228	78	18-20	Wood	4	166 x 29	4	34648/5RT	46,565	
<b>228</b>	<b>84</b>	<b>18-20</b>	<b>Wood</b>	<b>4</b>	<b>166 x 33</b>	<b>4</b>	<b>34649/2RT</b>	<b>54,230</b>	
228	84	18-20	Wood	4	166 x 33	4	34649/5RT	49,345	
<b>240</b>	<b>54</b>	<b>18-20</b>	<b>Wood</b>	<b>4</b>	<b>182 x 21</b>	<b>4</b>	<b>34650/2RT</b>	<b>40,485</b>	
240	54	18-20	Wood	4	182 x 21	4	34650/5RT	36,845	
<b>240</b>	<b>60</b>	<b>18-20</b>	<b>Wood</b>	<b>4</b>	<b>182 x 25</b>	<b>4</b>	<b>34651/2RT</b>	<b>43,835</b>	
240	60	18-20	Wood	4	182 x 25	4	34651/5RT	39,885	
<b>240</b>	<b>66</b>	<b>18-20</b>	<b>Wood</b>	<b>4</b>	<b>182 x 25</b>	<b>4</b>	<b>34652/2RT</b>	<b>47,330</b>	
240	66	18-20	Wood	4	182 x 25	4	34652/5RT	43,075	
<b>240</b>	<b>72</b>	<b>18-20</b>	<b>Wood</b>	<b>4</b>	<b>182 x 29</b>	<b>4</b>	<b>34653/2RT</b>	<b>50,795</b>	
240	72	18-20	Wood	4	182 x 29	4	34653/5RT	46,230	
<b>240</b>	<b>78</b>	<b>18-20</b>	<b>Wood</b>	<b>4</b>	<b>182 x 29</b>	<b>4</b>	<b>34654/2RT</b>	<b>54,240</b>	
240	78	18-20	Wood	4	182 x 29	4	34654/5RT	49,365	
<b>240</b>	<b>84</b>	<b>18-20</b>	<b>Wood</b>	<b>4</b>	<b>182 x 33</b>	<b>4</b>	<b>34655/2RT</b>	<b>57,500</b>	
240	84	18-20	Wood	4	182 x 33	4	34655/5RT	52,335	

# VOX® SUMMIT CONFERENCE

BOAT SHAPE

Design - Nienkämper



Specify edge type; add the two letter code after the model number.

All Boat shape table sizes available with optional 6" radius "Soft" corner (must be specified at time of order)



Facet Edge (FC)



Taper Edge (TE)



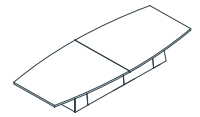
Self Edge (SE)



Flowform Edge (FF)  
5% upcharge  
laminates not available



Camber Edge (CE)  
5% upcharge



## SINGLE Mid Section Base 29" Table Height



\*Table height when power drawers are order is 30"

\*Based on a chair width of 25"

L" x D"	Sugg Seat Capacity	Top Finish	Top Sections	Base Size L" x W"	Base Sections	Model Number	List Price
<b>96 x 48</b>	<b>6-8</b>	<b>Wood</b>	<b>1</b>	<b>41 x 21</b>	<b>1</b>	<b>34600/2BT</b>	<b>13,530</b>
96 x 48	6-8	P-Lam	1	41 x 21	1	34600/5BT	11,370
<b>108 x 48</b>	<b>6-8</b>	<b>Wood</b>	<b>2</b>	<b>54 x 21</b>	<b>1</b>	<b>34603/2BT</b>	<b>14,655</b>
108 x 48	6-8	P-Lam	2	54 x 21	1	34603/5BT	12,230

## DOUBLE Mid Section Base 29" Table Height



<b>120 x 48</b>	<b>8-10</b>	<b>Wood</b>	<b>2</b>	<b>60 x 21</b>	<b>2</b>	<b>34606/2BT</b>	<b>16,990</b>
120 x 48	8-10	P-Lam	2	60 x 21	2	34606/5BT	14,325
<b>120 x 54</b>	<b>8-10</b>	<b>Wood</b>	<b>2</b>	<b>60 x 21</b>	<b>2</b>	<b>34607/2BT</b>	<b>18,850</b>
120 x 54	8-10	P-Lam	2	60 x 21	2	34607/5BT	17,160
<b>132 x 48</b>	<b>8-10</b>	<b>Wood</b>	<b>2</b>	<b>78 x 21</b>	<b>2</b>	<b>34609/2BT</b>	<b>18,145</b>
132 x 48	8-10	P-Lam	2	78 x 21	2	34609/5BT	16,520
<b>132 x 54</b>	<b>8-10</b>	<b>Wood</b>	<b>2</b>	<b>78 x 21</b>	<b>2</b>	<b>34610/2BT</b>	<b>20,415</b>
132 x 54	8-10	P-Lam	2	78 x 21	2	34610/5BT	18,575
<b>144 x 48</b>	<b>10-12</b>	<b>Wood</b>	<b>2</b>	<b>86 x 21</b>	<b>2</b>	<b>34612/2BT</b>	<b>19,025</b>
144 x 48	10-12	P-Lam	2	86 x 21	2	34612/5BT	17,315
<b>144 x 54</b>	<b>10-12</b>	<b>Wood</b>	<b>2</b>	<b>86 x 21</b>	<b>2</b>	<b>34613/2BT</b>	<b>23,550</b>
144 x 54	10-12	P-Lam	2	86 x 21	2	34613/5BT	21,440
<b>144 x 60</b>	<b>10-12</b>	<b>Wood</b>	<b>2</b>	<b>86 x 25</b>	<b>2</b>	<b>34614/2BT</b>	<b>25,340</b>
144 x 60	10-12	P-Lam	2	86 x 25	2	34614/5BT	23,065
<b>156 x 48</b>	<b>12-14</b>	<b>Wood</b>	<b>2</b>	<b>94 x 21</b>	<b>2</b>	<b>34615/2BT</b>	<b>23,180</b>
156 x 48	12-14	P-Lam	2	94 x 21	2	34615/5BT	21,105
<b>156 x 54</b>	<b>12-14</b>	<b>Wood</b>	<b>2</b>	<b>94 x 21</b>	<b>2</b>	<b>34616/2BT</b>	<b>25,245</b>
156 x 54	12-14	P-Lam	2	94 x 21	2	34616/5BT	22,975
<b>156 x 60</b>	<b>12-14</b>	<b>Wood</b>	<b>2</b>	<b>94 x 25</b>	<b>2</b>	<b>34617/2BT</b>	<b>27,220</b>
156 x 60	12-14	P-Lam	2	94 x 25	2	34617/5BT	24,770
<b>156 x 66</b>	<b>12-14</b>	<b>Wood</b>	<b>3</b>	<b>94 x 25</b>	<b>2</b>	<b>34618/2BT</b>	<b>29,400</b>
156 x 66	12-14	P-Lam	3	94 x 25	2	34618/5BT	26,750

### Standard Features:

- Tops are 1¼" thick and available along with the base in all Nienkämper veneers, stains, finishes, and plastic laminates.
- Stone and glass tops are also available upon special request – contact Customer Service at 800.668.9318 for more information.
- Bases are constructed from a metal cross beam frame that supports particle core panels laminated with premium veneer or multiple choices of plastic laminates.
- Large side panels lift off for efficient access to cabling and power source requirements.
- The central monolithic base makes Summit a perfect choice for Vox® Power drawers but all Vox® Forum styles are also compatible.



# VOX® SUMMIT CONFERENCE

BOAT SHAPE

Design - Nienkämper



Specify edge type; add the two letter code after the model number.

All Boat shape table sizes available with optional 6" radius "Soft" corner (must be specified at time of order)



Facet Edge (FC)



Taper Edge (TE)



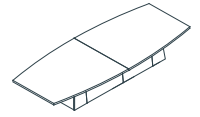
Self Edge (SE)



Flowform Edge (FF)  
5% upcharge  
laminates not available

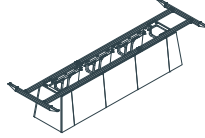


Camber Edge (CE)  
5% upcharge



## TRIPLE

Mid Section Base  
29" Table Height



\*Table height when power drawers are order is 30"

L" x D"		*Based on a chair width of 25"			Base Size	Base	Model Number	List Price
L"	D"	Sugg Seat Capacity	Top Finish	Top Sections	L" x W"	Sections		
<b>168</b>	<b>48</b>	<b>12-14</b>	<b>Wood</b>	<b>2</b>	<b>106 x 21</b>	<b>3</b>	<b>34619/2BT</b>	<b>25,850</b>
168	48	12-14	P-Lam	2	106 x 21	3	34619/5BT	23,565
<b>168</b>	<b>54</b>	<b>12-14</b>	<b>Wood</b>	<b>2</b>	<b>106 x 21</b>	<b>3</b>	<b>34620/2BT</b>	<b>28,085</b>
168	54	12-14	P-Lam	2	106 x 21	3	34620/5BT	25,565
<b>168</b>	<b>60</b>	<b>12-14</b>	<b>Wood</b>	<b>2</b>	<b>106 x 25</b>	<b>3</b>	<b>34621/2BT</b>	<b>30,265</b>
168	60	12-14	P-Lam	2	106 x 25	3	34621/5BT	27,545
<b>168</b>	<b>66</b>	<b>12-14</b>	<b>Wood</b>	<b>2</b>	<b>106 x 25</b>	<b>3</b>	<b>34622/2BT</b>	<b>32,640</b>
168	66	12-14	P-Lam	2	106 x 25	3	34622/5BT	29,710
<b>168</b>	<b>72</b>	<b>12-14</b>	<b>Wood</b>	<b>2</b>	<b>106 x 29</b>	<b>3</b>	<b>34623/2BT</b>	<b>35,610</b>
168	72	12-14	P-Lam	2	106 x 29	3	34623/5BT	32,410
<b>180</b>	<b>48</b>	<b>12-14</b>	<b>Wood</b>	<b>3</b>	<b>118 x 21</b>	<b>3</b>	<b>34624/2BT</b>	<b>27,710</b>
180	48	12-14	P-Lam	3	118 x 21	3	34624/5BT	25,220
<b>180</b>	<b>54</b>	<b>14-16</b>	<b>Wood</b>	<b>3</b>	<b>118 x 21</b>	<b>3</b>	<b>34625/2BT</b>	<b>29,440</b>
180	54	14-16	Wood	3	118 x 21	3	34625/5BT	26,790
<b>180</b>	<b>60</b>	<b>14-16</b>	<b>Wood</b>	<b>3</b>	<b>118 x 25</b>	<b>3</b>	<b>34626/2BT</b>	<b>31,775</b>
180	60	14-16	Wood	3	118 x 25	3	34626/5BT	28,915
<b>180</b>	<b>66</b>	<b>14-16</b>	<b>Wood</b>	<b>3</b>	<b>118 x 25</b>	<b>3</b>	<b>34627/2BT</b>	<b>34,295</b>
180	66	14-16	Wood	3	118 x 25	3	34627/5BT	31,215
<b>180</b>	<b>72</b>	<b>14-16</b>	<b>Wood</b>	<b>3</b>	<b>118 x 29</b>	<b>3</b>	<b>34628/2BT</b>	<b>36,710</b>
180	72	14-16	Wood	3	118 x 29	3	34628/5BT	33,420
<b>192</b>	<b>54</b>	<b>14-16</b>	<b>Wood</b>	<b>4</b>	<b>130 x 21</b>	<b>3</b>	<b>34629/2BT</b>	<b>31,665</b>
192	54	14-16	Wood	4	130 x 21	3	34629/5BT	28,810
<b>192</b>	<b>60</b>	<b>14-16</b>	<b>Wood</b>	<b>4</b>	<b>130 x 25</b>	<b>3</b>	<b>34630/2BT</b>	<b>34,230</b>
192	60	14-16	Wood	4	130 x 25	3	34630/5BT	31,155
<b>192</b>	<b>66</b>	<b>14-16</b>	<b>Wood</b>	<b>4</b>	<b>130 x 25</b>	<b>3</b>	<b>34631/2BT</b>	<b>36,990</b>
192	66	14-16	Wood	4	130 x 25	3	34631/5BT	33,660
<b>192</b>	<b>72</b>	<b>14-16</b>	<b>Wood</b>	<b>4</b>	<b>130 x 29</b>	<b>3</b>	<b>34632/2BT</b>	<b>39,615</b>
192	72	14-16	Wood	4	130 x 29	3	34632/5BT	36,060
<b>204</b>	<b>54</b>	<b>16-18</b>	<b>Wood</b>	<b>4</b>	<b>142 x 21</b>	<b>3</b>	<b>34633/2BT</b>	<b>33,035</b>
204	54	16-18	Wood	4	142 x 21	3	34633/5BT	30,065
<b>204</b>	<b>60</b>	<b>16-18</b>	<b>Wood</b>	<b>4</b>	<b>142 x 25</b>	<b>3</b>	<b>34634/2BT</b>	<b>35,750</b>
204	60	16-18	Wood	4	142 x 25	3	34634/5BT	32,535
<b>204</b>	<b>66</b>	<b>16-18</b>	<b>Wood</b>	<b>4</b>	<b>142 x 25</b>	<b>3</b>	<b>34635/2BT</b>	<b>38,685</b>
204	66	16-18	Wood	4	142 x 25	3	34635/5BT	35,200
<b>204</b>	<b>72</b>	<b>16-18</b>	<b>Wood</b>	<b>4</b>	<b>142 x 29</b>	<b>3</b>	<b>34636/2BT</b>	<b>41,470</b>
204	72	16-18	Wood	4	142 x 29	3	34636/5BT	37,740
<b>204</b>	<b>78</b>	<b>16-18</b>	<b>Wood</b>	<b>4</b>	<b>142 x 29</b>	<b>3</b>	<b>34637/2BT</b>	<b>44,240</b>
204	78	16-18	Wood	4	142 x 29	3	34637/5BT	40,260

# VOX® SUMMIT CONFERENCE

BOAT SHAPE

Design - Nienkämper



Specify edge type; add the two letter code after the model number.

All Boat shape table sizes available with optional 6" radius "Soft" corner (must be specified at time of order)



Facet Edge (FC)



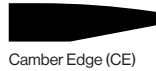
Taper Edge (TE)



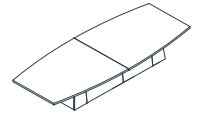
Self Edge (SE)



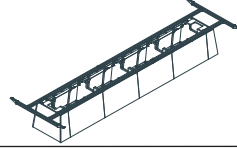
Flowform Edge (FF)  
5% upcharge  
laminates not available



Camber Edge (CE)  
5% upcharge



## Quadruple Mid Section Base 29" Table Height



\*Table height when power drawers are order is 30"

\*Based on a chair width of 25"

L"	x	D"	Sugg Seat Capacity	Top Finish	Top Sections	Base Size L" x W"	Base Sections	Model Number	List Price
<b>216</b>	<b>54</b>	<b>16-18</b>	<b>16-18</b>	<b>Wood</b>	<b>4</b>	<b>150 x 21</b>	<b>4</b>	<b>34638/2BT</b>	<b>35,450</b>
216	54	16-18	16-18	Wood	4	150 x 21	4	34638/5BT	32,265
<b>216</b>	<b>60</b>	<b>16-18</b>	<b>16-18</b>	<b>Wood</b>	<b>4</b>	<b>150 x 25</b>	<b>4</b>	<b>34639/2BT</b>	<b>38,415</b>
216	60	16-18	16-18	Wood	4	150 x 25	4	34639/5BT	34,965
<b>216</b>	<b>66</b>	<b>16-18</b>	<b>16-18</b>	<b>Wood</b>	<b>4</b>	<b>150 x 25</b>	<b>4</b>	<b>34640/2BT</b>	<b>41,595</b>
216	66	16-18	16-18	Wood	4	150 x 25	4	34640/5BT	37,855
<b>216</b>	<b>72</b>	<b>16-18</b>	<b>16-18</b>	<b>Wood</b>	<b>4</b>	<b>150 x 29</b>	<b>4</b>	<b>34641/2BT</b>	<b>44,605</b>
216	72	16-18	16-18	Wood	4	150 x 29	4	34641/5BT	40,590
<b>216</b>	<b>78</b>	<b>16-18</b>	<b>16-18</b>	<b>Wood</b>	<b>4</b>	<b>150 x 33</b>	<b>4</b>	<b>34642/2BT</b>	<b>47,655</b>
216	78	16-18	16-18	Wood	4	150 x 33	4	34642/5BT	43,370
<b>228</b>	<b>54</b>	<b>16-18</b>	<b>16-18</b>	<b>Wood</b>	<b>4</b>	<b>166 x 21</b>	<b>4</b>	<b>34644/2BT</b>	<b>39,140</b>
228	54	16-18	16-18	Wood	4	166 x 21	4	34644/5BT	35,615
<b>228</b>	<b>60</b>	<b>16-18</b>	<b>16-18</b>	<b>Wood</b>	<b>4</b>	<b>166 x 25</b>	<b>4</b>	<b>34645/2BT</b>	<b>42,375</b>
228	60	16-18	16-18	Wood	4	166 x 25	4	34645/5BT	38,565
<b>228</b>	<b>66</b>	<b>18-20</b>	<b>18-20</b>	<b>Wood</b>	<b>4</b>	<b>166 x 25</b>	<b>4</b>	<b>34646/2BT</b>	<b>46,745</b>
228	66	18-20	18-20	Wood	4	166 x 25	4	34646/5BT	42,540
<b>228</b>	<b>72</b>	<b>18-20</b>	<b>18-20</b>	<b>Wood</b>	<b>4</b>	<b>166 x 29</b>	<b>4</b>	<b>34647/2BT</b>	<b>49,115</b>
228	72	18-20	18-20	Wood	4	166 x 29	4	34647/5BT	44,700
<b>228</b>	<b>78</b>	<b>18-20</b>	<b>18-20</b>	<b>Wood</b>	<b>4</b>	<b>166 x 29</b>	<b>4</b>	<b>34648/2BT</b>	<b>52,385</b>
228	78	18-20	18-20	Wood	4	166 x 29	4	34648/5BT	47,675
<b>228</b>	<b>84</b>	<b>18-20</b>	<b>18-20</b>	<b>Wood</b>	<b>4</b>	<b>166 x 33</b>	<b>4</b>	<b>34649/2BT</b>	<b>55,510</b>
228	84	18-20	18-20	Wood	4	166 x 33	4	34649/5BT	50,520
<b>240</b>	<b>54</b>	<b>18-20</b>	<b>18-20</b>	<b>Wood</b>	<b>4</b>	<b>182 x 21</b>	<b>4</b>	<b>34650/2BT</b>	<b>41,385</b>
240	54	18-20	18-20	Wood	4	182 x 21	4	34650/5BT	37,660
<b>240</b>	<b>60</b>	<b>18-20</b>	<b>18-20</b>	<b>Wood</b>	<b>4</b>	<b>182 x 25</b>	<b>4</b>	<b>34651/2BT</b>	<b>44,815</b>
240	60	18-20	18-20	Wood	4	182 x 25	4	34651/5BT	40,790
<b>240</b>	<b>66</b>	<b>18-20</b>	<b>18-20</b>	<b>Wood</b>	<b>4</b>	<b>182 x 25</b>	<b>4</b>	<b>34652/2BT</b>	<b>48,405</b>
240	66	18-20	18-20	Wood	4	182 x 25	4	34652/5BT	44,050
<b>240</b>	<b>72</b>	<b>18-20</b>	<b>18-20</b>	<b>Wood</b>	<b>4</b>	<b>182 x 29</b>	<b>4</b>	<b>34653/2BT</b>	<b>52,015</b>
240	72	18-20	18-20	Wood	4	182 x 29	4	34653/5BT	47,340
<b>240</b>	<b>78</b>	<b>18-20</b>	<b>18-20</b>	<b>Wood</b>	<b>4</b>	<b>182 x 29</b>	<b>4</b>	<b>34654/2BT</b>	<b>55,555</b>
240	78	18-20	18-20	Wood	4	182 x 29	4	34654/5BT	50,560
<b>240</b>	<b>84</b>	<b>18-20</b>	<b>18-20</b>	<b>Wood</b>	<b>4</b>	<b>182 x 33</b>	<b>4</b>	<b>34655/2BT</b>	<b>58,880</b>
240	84	18-20	18-20	Wood	4	182 x 33	4	34655/5BT	53,590

# VOX® SUMMIT CONFERENCE

SUPER ELLIPSE SHAPE

Design - Nienkämper



Specify edge type; add the two letter code after the model number.



Facet Edge (FC)



Taper Edge (TE)



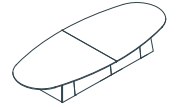
Self Edge (SE)



Flowform Edge (FF)  
5% upcharge  
laminates not available



Camber Edge (CE)  
5% upcharge



## SINGLE Mid Section Base 29" Table Height



\*Table height when power drawers are order is 30"

\*Based on a chair width of 25"

L" x D"	Sugg Seat Capacity	Top Finish	Top Sections	Base Size L" x W"	Base Sections	Model Number	List Price
<b>96 x 48</b>	<b>6-8</b>	<b>Wood</b>	<b>1</b>	<b>41 x 21</b>	<b>1</b>	<b>34600/2SE</b>	<b>14,330</b>
96 x 48	6-8	P-Lam	1	41 x 21	1	34600/5SE	13,045
<b>108 x 48</b>	<b>6-8</b>	<b>Wood</b>	<b>2</b>	<b>54 x 21</b>	<b>1</b>	<b>34603/2SE</b>	<b>15,545</b>
108 x 48	6-8	P-Lam	2	54 x 21	1	34603/5SE	14,155

## DOUBLE Mid Section Base 29" Table Height



<b>120 x 48</b>	<b>8-10</b>	<b>Wood</b>	<b>2</b>	<b>60 x 21</b>	<b>2</b>	<b>34606/2SE</b>	<b>18,005</b>
120 x 48	8-10	P-Lam	2	60 x 21	2	34606/5SE	16,395
<b>120 x 54</b>	<b>8-10</b>	<b>Wood</b>	<b>2</b>	<b>60 x 21</b>	<b>2</b>	<b>34607/2SE</b>	<b>20,000</b>
120 x 54	8-10	P-Lam	2	60 x 21	2	34607/5SE	18,205
<b>132 x 48</b>	<b>8-10</b>	<b>Wood</b>	<b>2</b>	<b>78 x 21</b>	<b>2</b>	<b>34609/2SE</b>	<b>19,705</b>
132 x 48	8-10	P-Lam	2	78 x 21	2	34609/5SE	17,935
<b>132 x 54</b>	<b>8-10</b>	<b>Wood</b>	<b>2</b>	<b>78 x 21</b>	<b>2</b>	<b>34610/2SE</b>	<b>21,685</b>
132 x 54	8-10	P-Lam	2	78 x 21	2	34610/5SE	19,735
<b>144 x 48</b>	<b>10-12</b>	<b>Wood</b>	<b>2</b>	<b>86 x 21</b>	<b>2</b>	<b>34612/2SE</b>	<b>22,945</b>
144 x 48	10-12	P-Lam	2	86 x 21	2	34612/5SE	20,885
<b>144 x 54</b>	<b>10-12</b>	<b>Wood</b>	<b>2</b>	<b>86 x 21</b>	<b>2</b>	<b>34613/2SE</b>	<b>24,950</b>
144 x 54	10-12	P-Lam	2	86 x 21	2	34613/5SE	22,705
<b>144 x 60</b>	<b>10-12</b>	<b>Wood</b>	<b>2</b>	<b>86 x 25</b>	<b>2</b>	<b>34614/2SE</b>	<b>26,880</b>
144 x 60	10-12	P-Lam	2	86 x 25	2	34614/5SE	24,460
<b>156 x 48</b>	<b>12-14</b>	<b>Wood</b>	<b>2</b>	<b>94 x 21</b>	<b>2</b>	<b>34615/2SE</b>	<b>24,560</b>
156 x 48	12-14	P-Lam	2	94 x 21	2	34615/5SE	22,355
<b>156 x 54</b>	<b>12-14</b>	<b>Wood</b>	<b>2</b>	<b>94 x 21</b>	<b>2</b>	<b>34616/2SE</b>	<b>26,785</b>
156 x 54	12-14	P-Lam	2	94 x 21	2	34616/5SE	24,375
<b>156 x 60</b>	<b>12-14</b>	<b>Wood</b>	<b>2</b>	<b>94 x 25</b>	<b>2</b>	<b>34617/2SE</b>	<b>28,930</b>
156 x 60	12-14	P-Lam	2	94 x 25	2	34617/5SE	26,330
<b>156 x 66</b>	<b>12-14</b>	<b>Wood</b>	<b>3</b>	<b>94 x 25</b>	<b>2</b>	<b>34618/2SE</b>	<b>31,265</b>
156 x 66	12-14	P-Lam	3	94 x 25	2	34618/5SE	28,460

### Standard Features:

- Tops are 1¼" thick and available along with the base in all Nienkämper veneers, stains, finishes, and plastic laminates.
- Stone and glass tops are also available upon special request – contact Customer Service at 800.668.9318 for more information.
- Bases are constructed from a metal cross beam frame that supports particle core panels laminated with premium veneer or multiple choices of plastic laminates.
- Large side panels lift off for efficient access to cabling and power source requirements.
- The central monolithic base makes Summit a perfect choice for Vox® Power drawers but all Vox® Forum styles are also compatible.



# VOX® SUMMIT CONFERENCE

SUPER ELLIPSE SHAPE

Design - Nienkämper



Specify edge type; add the two letter code after the model number.



Facet Edge (FC)



Taper Edge (TE)



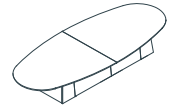
Self Edge (SE)



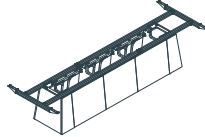
Flowform Edge (FF)  
5% upcharge  
laminates not available



Camber Edge (CE)  
5% upcharge



## TRIPLE Mid Section Base 29" Table Height



\*Table height when power drawers are order is 30"

L" x D"		*Based on a chair width of 25"			Base Size	Base	Model Number	List Price
L"	D"	Sugg Seat Capacity	Top Finish	Top Sections	L" x W"	Sections		
<b>168</b>	<b>48</b>	<b>12-14</b>	<b>Wood</b>	<b>2</b>	<b>106 x 21</b>	<b>3</b>	<b>34619/2SE</b>	<b>27,380</b>
168	48	12-14	P-Lam	2	106 x 21	3	34619/5SE	24,915
<b>168</b>	<b>54</b>	<b>12-14</b>	<b>Wood</b>	<b>2</b>	<b>106 x 21</b>	<b>3</b>	<b>34620/2SE</b>	<b>29,780</b>
168	54	12-14	P-Lam	2	106 x 21	3	34620/5SE	27,110
<b>168</b>	<b>60</b>	<b>12-14</b>	<b>Wood</b>	<b>2</b>	<b>106 x 25</b>	<b>3</b>	<b>34621/2SE</b>	<b>32,190</b>
168	60	12-14	P-Lam	2	106 x 25	3	34621/5SE	29,300
<b>168</b>	<b>66</b>	<b>12-14</b>	<b>Wood</b>	<b>2</b>	<b>106 x 25</b>	<b>3</b>	<b>34622/2SE</b>	<b>34,710</b>
168	66	12-14	P-Lam	2	106 x 25	3	34622/5SE	31,590
<b>168</b>	<b>72</b>	<b>12-14</b>	<b>Wood</b>	<b>2</b>	<b>106 x 29</b>	<b>3</b>	<b>34623/2SE</b>	<b>37,875</b>
168	72	12-14	P-Lam	2	106 x 29	3	34623/5SE	34,470
<b>180</b>	<b>48</b>	<b>12-14</b>	<b>Wood</b>	<b>3</b>	<b>118 x 21</b>	<b>3</b>	<b>34624/2SE</b>	<b>28,725</b>
180	48	12-14	P-Lam	3	118 x 21	3	34624/5SE	26,145
<b>180</b>	<b>54</b>	<b>14-16</b>	<b>Wood</b>	<b>3</b>	<b>118 x 21</b>	<b>3</b>	<b>34625/2SE</b>	<b>31,260</b>
180	54	14-16	Wood	3	118 x 21	3	34625/5SE	28,455
<b>180</b>	<b>60</b>	<b>14-16</b>	<b>Wood</b>	<b>3</b>	<b>118 x 25</b>	<b>3</b>	<b>34626/2SE</b>	<b>33,815</b>
180	60	14-16	Wood	3	118 x 25	3	34626/5SE	30,770
<b>180</b>	<b>66</b>	<b>14-16</b>	<b>Wood</b>	<b>3</b>	<b>118 x 25</b>	<b>3</b>	<b>34627/2SE</b>	<b>36,545</b>
180	66	14-16	Wood	3	118 x 25	3	34627/5SE	33,260
<b>180</b>	<b>72</b>	<b>14-16</b>	<b>Wood</b>	<b>3</b>	<b>118 x 29</b>	<b>3</b>	<b>34628/2SE</b>	<b>39,145</b>
180	72	14-16	Wood	3	118 x 29	3	34628/5SE	35,625
<b>192</b>	<b>54</b>	<b>14-16</b>	<b>Wood</b>	<b>4</b>	<b>130 x 21</b>	<b>3</b>	<b>34629/2SE</b>	<b>33,660</b>
192	54	14-16	Wood	4	130 x 21	3	34629/5SE	30,635
<b>192</b>	<b>60</b>	<b>14-16</b>	<b>Wood</b>	<b>4</b>	<b>130 x 25</b>	<b>3</b>	<b>34630/2SE</b>	<b>36,450</b>
192	60	14-16	Wood	4	130 x 25	3	34630/5SE	33,175
<b>192</b>	<b>66</b>	<b>14-16</b>	<b>Wood</b>	<b>4</b>	<b>130 x 25</b>	<b>3</b>	<b>34631/2SE</b>	<b>39,425</b>
192	66	14-16	Wood	4	130 x 25	3	34631/5SE	35,880
<b>192</b>	<b>72</b>	<b>14-16</b>	<b>Wood</b>	<b>4</b>	<b>130 x 29</b>	<b>3</b>	<b>34632/2SE</b>	<b>42,290</b>
192	72	14-16	Wood	4	130 x 29	3	34632/5SE	38,480
<b>204</b>	<b>54</b>	<b>16-18</b>	<b>Wood</b>	<b>4</b>	<b>142 x 21</b>	<b>3</b>	<b>34633/2SE</b>	<b>35,180</b>
204	54	16-18	Wood	4	142 x 21	3	34633/5SE	32,020
<b>204</b>	<b>60</b>	<b>16-18</b>	<b>Wood</b>	<b>4</b>	<b>142 x 25</b>	<b>3</b>	<b>34634/2SE</b>	<b>38,130</b>
204	60	16-18	Wood	4	142 x 25	3	34634/5SE	34,700
<b>204</b>	<b>66</b>	<b>16-18</b>	<b>Wood</b>	<b>4</b>	<b>142 x 25</b>	<b>3</b>	<b>34635/2SE</b>	<b>41,300</b>
204	66	16-18	Wood	4	142 x 25	3	34635/5SE	37,590
<b>204</b>	<b>72</b>	<b>16-18</b>	<b>Wood</b>	<b>4</b>	<b>142 x 29</b>	<b>3</b>	<b>34636/2SE</b>	<b>44,335</b>
204	72	16-18	Wood	4	142 x 29	3	34636/5SE	40,355
<b>204</b>	<b>78</b>	<b>16-18</b>	<b>Wood</b>	<b>4</b>	<b>142 x 29</b>	<b>3</b>	<b>34637/2SE</b>	<b>47,340</b>
204	78	16-18	Wood	4	142 x 29	3	34637/5SE	43,080

# VOX® SUMMIT CONFERENCE

SUPER ELLIPSE SHAPE

Design - Nienkämper



Specify edge type; add the two letter code after the model number.



Facet Edge (FC)



Taper Edge (TE)



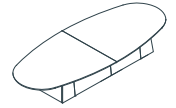
Self Edge (SE)



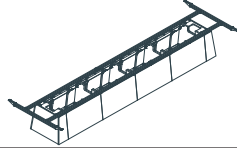
Flowform Edge (FF)  
5% upcharge  
laminates not available



Camber Edge (CE)  
5% upcharge



## Quadruple Mid Section Base 29" Table Height



\*Table height when power drawers are order is 30"

\*Based on a chair width of 25"

L"	x	D"	Sugg Seat Capacity	Top Finish	Top Sections	Base Size L" x W"	Base Sections	Model Number	List Price
<b>216</b>	<b>54</b>	<b>16-18</b>	<b>16-18</b>	<b>Wood</b>	<b>4</b>	<b>150 x 21</b>	<b>4</b>	<b>34638/2SE</b>	<b>37,795</b>
216	54	16-18	16-18	Wood	4	150 x 21	4	34638/5SE	34,400
<b>216</b>	<b>60</b>	<b>16-18</b>	<b>16-18</b>	<b>Wood</b>	<b>4</b>	<b>150 x 25</b>	<b>4</b>	<b>34639/2SE</b>	<b>41,015</b>
216	60	16-18	16-18	Wood	4	150 x 25	4	34639/5SE	37,330
<b>216</b>	<b>66</b>	<b>16-18</b>	<b>16-18</b>	<b>Wood</b>	<b>4</b>	<b>150 x 25</b>	<b>4</b>	<b>34640/2SE</b>	<b>44,445</b>
216	66	16-18	16-18	Wood	4	150 x 25	4	34640/5SE	40,445
<b>216</b>	<b>72</b>	<b>16-18</b>	<b>16-18</b>	<b>Wood</b>	<b>4</b>	<b>150 x 29</b>	<b>4</b>	<b>34641/2SE</b>	<b>47,755</b>
216	72	16-18	16-18	Wood	4	150 x 29	4	34641/5SE	43,455
<b>216</b>	<b>78</b>	<b>16-18</b>	<b>16-18</b>	<b>Wood</b>	<b>4</b>	<b>150 x 33</b>	<b>4</b>	<b>34642/2SE</b>	<b>51,020</b>
216	78	16-18	16-18	Wood	4	150 x 33	4	34642/5SE	46,425
<b>228</b>	<b>54</b>	<b>16-18</b>	<b>16-18</b>	<b>Wood</b>	<b>4</b>	<b>166 x 21</b>	<b>4</b>	<b>34644/2SE</b>	<b>41,630</b>
228	54	16-18	16-18	Wood	4	166 x 21	4	34644/5SE	37,885
<b>228</b>	<b>60</b>	<b>16-18</b>	<b>16-18</b>	<b>Wood</b>	<b>4</b>	<b>166 x 25</b>	<b>4</b>	<b>34645/2SE</b>	<b>45,160</b>
228	60	16-18	16-18	Wood	4	166 x 25	4	34645/5SE	41,100
<b>228</b>	<b>66</b>	<b>18-20</b>	<b>18-20</b>	<b>Wood</b>	<b>4</b>	<b>166 x 25</b>	<b>4</b>	<b>34646/2SE</b>	<b>49,885</b>
228	66	18-20	18-20	Wood	4	166 x 25	4	34646/5SE	45,405
<b>228</b>	<b>72</b>	<b>18-20</b>	<b>18-20</b>	<b>Wood</b>	<b>4</b>	<b>166 x 29</b>	<b>4</b>	<b>34647/2SE</b>	<b>52,425</b>
228	72	18-20	18-20	Wood	4	166 x 29	4	34647/5SE	47,715
<b>228</b>	<b>78</b>	<b>18-20</b>	<b>18-20</b>	<b>Wood</b>	<b>4</b>	<b>166 x 29</b>	<b>4</b>	<b>34648/2SE</b>	<b>55,975</b>
228	78	18-20	18-20	Wood	4	166 x 29	4	34648/5SE	50,950
<b>228</b>	<b>84</b>	<b>18-20</b>	<b>18-20</b>	<b>Wood</b>	<b>4</b>	<b>166 x 33</b>	<b>4</b>	<b>34649/2SE</b>	<b>59,410</b>
228	84	18-20	18-20	Wood	4	166 x 33	4	34649/5SE	54,070
<b>240</b>	<b>54</b>	<b>18-20</b>	<b>18-20</b>	<b>Wood</b>	<b>4</b>	<b>182 x 21</b>	<b>4</b>	<b>34650/2SE</b>	<b>44,070</b>
240	54	18-20	18-20	Wood	4	182 x 21	4	34650/5SE	40,110
<b>240</b>	<b>60</b>	<b>18-20</b>	<b>18-20</b>	<b>Wood</b>	<b>4</b>	<b>182 x 25</b>	<b>4</b>	<b>34651/2SE</b>	<b>47,795</b>
240	60	18-20	18-20	Wood	4	182 x 25	4	34651/5SE	43,495
<b>240</b>	<b>66</b>	<b>18-20</b>	<b>18-20</b>	<b>Wood</b>	<b>4</b>	<b>182 x 25</b>	<b>4</b>	<b>34652/2SE</b>	<b>51,680</b>
240	66	18-20	18-20	Wood	4	182 x 25	4	34652/5SE	47,035
<b>240</b>	<b>72</b>	<b>18-20</b>	<b>18-20</b>	<b>Wood</b>	<b>4</b>	<b>182 x 29</b>	<b>4</b>	<b>34653/2SE</b>	<b>55,595</b>
240	72	18-20	18-20	Wood	4	182 x 29	4	34653/5SE	50,590
<b>240</b>	<b>78</b>	<b>18-20</b>	<b>18-20</b>	<b>Wood</b>	<b>4</b>	<b>182 x 29</b>	<b>4</b>	<b>34654/2SE</b>	<b>59,415</b>
240	78	18-20	18-20	Wood	4	182 x 29	4	34654/5SE	54,075
<b>240</b>	<b>84</b>	<b>18-20</b>	<b>18-20</b>	<b>Wood</b>	<b>4</b>	<b>182 x 33</b>	<b>4</b>	<b>34655/2SE</b>	<b>63,065</b>
240	84	18-20	18-20	Wood	4	182 x 33	4	34655/5SE	57,395

# VOX® SUMMIT CONFERENCE

RACETRACK SHAPE

Design - Nienkämper



Specify edge type; add the two letter code after the model number.



Facet Edge (FC)



Taper Edge (TE)



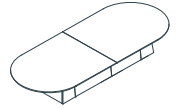
Self Edge (SE)



Flowform Edge (FF)  
5% upcharge  
laminates not available



Camber Edge (CE)  
5% upcharge



## SINGLE

### Mid Section Base 29" Table Height



\*Table height when power drawers are order is 30"

\*Based on a chair width of 25"

L" x D"	Sugg Seat Capacity	Top Finish	Top Sections	Base Size L" x W"	Base Sections	Model Number	List Price
<b>96 x 48</b>	<b>6-8</b>	<b>Wood</b>	<b>1</b>	<b>41 x 21</b>	<b>1</b>	<b>34600/2RK</b>	<b>13,970</b>
96 x 48	6-8	P-Lam	1	41 x 21	1	34600/5RK	12,715
<b>108 x 48</b>	<b>6-8</b>	<b>Wood</b>	<b>2</b>	<b>54 x 21</b>	<b>1</b>	<b>34603/2RK</b>	<b>15,155</b>
108 x 48	6-8	P-Lam	2	54 x 21	1	34603/5RK	13,795

## DOUBLE

### Mid Section Base 29" Table Height



<b>120 x 48</b>	<b>8-10</b>	<b>Wood</b>	<b>2</b>	<b>60 x 21</b>	<b>2</b>	<b>34606/2RK</b>	<b>17,570</b>
120 x 48	8-10	P-Lam	2	60 x 21	2	34606/5RK	15,995
<b>120 x 54</b>	<b>8-10</b>	<b>Wood</b>	<b>2</b>	<b>60 x 21</b>	<b>2</b>	<b>34607/2RK</b>	<b>19,490</b>
120 x 54	8-10	P-Lam	2	60 x 21	2	34607/5RK	17,735
<b>132 x 48</b>	<b>8-10</b>	<b>Wood</b>	<b>2</b>	<b>78 x 21</b>	<b>2</b>	<b>34609/2RK</b>	<b>19,195</b>
132 x 48	8-10	P-Lam	2	78 x 21	2	34609/5RK	17,465
<b>132 x 54</b>	<b>8-10</b>	<b>Wood</b>	<b>2</b>	<b>78 x 21</b>	<b>2</b>	<b>34610/2RK</b>	<b>21,120</b>
132 x 54	8-10	P-Lam	2	78 x 21	2	34610/5RK	19,220
<b>144 x 48</b>	<b>10-12</b>	<b>Wood</b>	<b>2</b>	<b>86 x 21</b>	<b>2</b>	<b>34612/2RK</b>	<b>22,385</b>
144 x 48	10-12	P-Lam	2	86 x 21	2	34612/5RK	20,370
<b>144 x 54</b>	<b>10-12</b>	<b>Wood</b>	<b>2</b>	<b>86 x 21</b>	<b>2</b>	<b>34613/2RK</b>	<b>24,330</b>
144 x 54	10-12	P-Lam	2	86 x 21	2	34613/5RK	22,145
<b>144 x 60</b>	<b>10-12</b>	<b>Wood</b>	<b>2</b>	<b>86 x 25</b>	<b>2</b>	<b>34614/2RK</b>	<b>26,190</b>
144 x 60	10-12	P-Lam	2	86 x 25	2	34614/5RK	23,835
<b>156 x 48</b>	<b>12-14</b>	<b>Wood</b>	<b>2</b>	<b>94 x 21</b>	<b>2</b>	<b>34615/2RK</b>	<b>23,965</b>
156 x 48	12-14	P-Lam	2	94 x 21	2	34615/5RK	21,815
<b>156 x 54</b>	<b>12-14</b>	<b>Wood</b>	<b>2</b>	<b>94 x 21</b>	<b>2</b>	<b>34616/2RK</b>	<b>26,100</b>
156 x 54	12-14	P-Lam	2	94 x 21	2	34616/5RK	23,755
<b>156 x 60</b>	<b>12-14</b>	<b>Wood</b>	<b>2</b>	<b>94 x 25</b>	<b>2</b>	<b>34617/2RK</b>	<b>28,180</b>
156 x 60	12-14	P-Lam	2	94 x 25	2	34617/5RK	25,645
<b>156 x 66</b>	<b>12-14</b>	<b>Wood</b>	<b>3</b>	<b>94 x 25</b>	<b>2</b>	<b>34618/2RK</b>	<b>30,455</b>
156 x 66	12-14	P-Lam	3	94 x 25	2	34618/5RK	27,715

### Standard Features:

- Tops are 1¼" thick and available along with the base in all Nienkämper veneers, stains, finishes, and plastic laminates.
- Stone and glass tops are also available upon special request – contact Customer Service at 800.668.9318 for more information.
- Bases are constructed from a metal cross beam frame that supports particle core panels laminated with premium veneer or multiple choices of plastic laminates.
- Large side panels lift off for efficient access to cabling and power source requirements.
- The central monolithic base makes Summit a perfect choice for Vox® Power drawers but all Vox® Forum styles are also compatible.



# VOX® SUMMIT CONFERENCE

RACETRACK SHAPE

Design - Nienkämper



Specify edge type; add the two letter code after the model number.



Facet Edge (FC)



Taper Edge (TE)



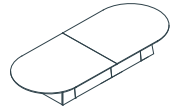
Self Edge (SE)



Flowform Edge (FF)  
5% upcharge  
laminates not available

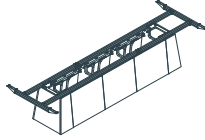


Camber Edge (CE)  
5% upcharge



## TRIPLE

Mid Section Base  
29" Table Height



\*Table height when power drawers are order is 30"

L" x D"		*Based on a chair width of 25"			Base Size	Base	Model Number	List Price
L"	D"	Sugg Seat Capacity	Top Finish	Top Sections	L" x W"	Sections		
<b>168</b>	<b>48</b>	<b>12-14</b>	<b>Wood</b>	<b>2</b>	<b>106 x 21</b>	<b>3</b>	<b>34619/2RK</b>	<b>26,705</b>
168	48	12-14	P-Lam	2	106 x 21	3	34619/5RK	24,310
<b>168</b>	<b>54</b>	<b>12-14</b>	<b>Wood</b>	<b>2</b>	<b>106 x 21</b>	<b>3</b>	<b>34620/2RK</b>	<b>29,040</b>
168	54	12-14	P-Lam	2	106 x 21	3	34620/5RK	26,430
<b>168</b>	<b>60</b>	<b>12-14</b>	<b>Wood</b>	<b>2</b>	<b>106 x 25</b>	<b>3</b>	<b>34621/2RK</b>	<b>31,350</b>
168	60	12-14	P-Lam	2	106 x 25	3	34621/5RK	28,530
<b>168</b>	<b>66</b>	<b>12-14</b>	<b>Wood</b>	<b>2</b>	<b>106 x 25</b>	<b>3</b>	<b>34622/2RK</b>	<b>33,810</b>
168	66	12-14	P-Lam	2	106 x 25	3	34622/5RK	30,765
<b>168</b>	<b>72</b>	<b>12-14</b>	<b>Wood</b>	<b>2</b>	<b>106 x 29</b>	<b>3</b>	<b>34623/2RK</b>	<b>36,890</b>
168	72	12-14	P-Lam	2	106 x 29	3	34623/5RK	33,575
<b>180</b>	<b>48</b>	<b>12-14</b>	<b>Wood</b>	<b>3</b>	<b>118 x 21</b>	<b>3</b>	<b>34624/2RK</b>	<b>27,965</b>
180	48	12-14	P-Lam	3	118 x 21	3	34624/5RK	25,450
<b>180</b>	<b>54</b>	<b>14-16</b>	<b>Wood</b>	<b>3</b>	<b>118 x 21</b>	<b>3</b>	<b>34625/2RK</b>	<b>30,470</b>
180	54	14-16	Wood	3	118 x 21	3	34625/5RK	27,735
<b>180</b>	<b>60</b>	<b>14-16</b>	<b>Wood</b>	<b>3</b>	<b>118 x 25</b>	<b>3</b>	<b>34626/2RK</b>	<b>32,930</b>
180	60	14-16	Wood	3	118 x 25	3	34626/5RK	29,975
<b>180</b>	<b>66</b>	<b>14-16</b>	<b>Wood</b>	<b>3</b>	<b>118 x 25</b>	<b>3</b>	<b>34627/2RK</b>	<b>35,565</b>
180	66	14-16	Wood	3	118 x 25	3	34627/5RK	32,370
<b>180</b>	<b>72</b>	<b>14-16</b>	<b>Wood</b>	<b>3</b>	<b>118 x 29</b>	<b>3</b>	<b>34628/2RK</b>	<b>38,090</b>
180	72	14-16	Wood	3	118 x 29	3	34628/5RK	34,670
<b>192</b>	<b>54</b>	<b>14-16</b>	<b>Wood</b>	<b>4</b>	<b>130 x 21</b>	<b>3</b>	<b>34629/2RK</b>	<b>32,780</b>
192	54	14-16	Wood	4	130 x 21	3	34629/5RK	29,835
<b>192</b>	<b>60</b>	<b>14-16</b>	<b>Wood</b>	<b>4</b>	<b>130 x 25</b>	<b>3</b>	<b>34630/2RK</b>	<b>35,450</b>
192	60	14-16	Wood	4	130 x 25	3	34630/5RK	32,265
<b>192</b>	<b>66</b>	<b>14-16</b>	<b>Wood</b>	<b>4</b>	<b>130 x 25</b>	<b>3</b>	<b>34631/2RK</b>	<b>38,340</b>
192	66	14-16	Wood	4	130 x 25	3	34631/5RK	34,895
<b>192</b>	<b>72</b>	<b>14-16</b>	<b>Wood</b>	<b>4</b>	<b>130 x 29</b>	<b>3</b>	<b>34632/2RK</b>	<b>41,105</b>
192	72	14-16	Wood	4	130 x 29	3	34632/5RK	37,410
<b>204</b>	<b>54</b>	<b>16-18</b>	<b>Wood</b>	<b>4</b>	<b>142 x 21</b>	<b>3</b>	<b>34633/2RK</b>	<b>34,235</b>
204	54	16-18	Wood	4	142 x 21	3	34633/5RK	31,160
<b>204</b>	<b>60</b>	<b>16-18</b>	<b>Wood</b>	<b>4</b>	<b>142 x 25</b>	<b>3</b>	<b>34634/2RK</b>	<b>37,090</b>
204	60	16-18	Wood	4	142 x 25	3	34634/5RK	33,755
<b>204</b>	<b>66</b>	<b>16-18</b>	<b>Wood</b>	<b>4</b>	<b>142 x 25</b>	<b>3</b>	<b>34635/2RK</b>	<b>40,125</b>
204	66	16-18	Wood	4	142 x 25	3	34635/5RK	36,515
<b>204</b>	<b>72</b>	<b>16-18</b>	<b>Wood</b>	<b>4</b>	<b>142 x 29</b>	<b>3</b>	<b>34636/2RK</b>	<b>43,055</b>
204	72	16-18	Wood	4	142 x 29	3	34636/5RK	39,180
<b>204</b>	<b>78</b>	<b>16-18</b>	<b>Wood</b>	<b>4</b>	<b>142 x 29</b>	<b>3</b>	<b>34637/2RK</b>	<b>45,985</b>
204	78	16-18	Wood	4	142 x 29	3	34637/5RK	41,845

# VOX® SUMMIT CONFERENCE

RACETRACK SHAPE

Design - Nienkämper



Specify edge type; add the two letter code after the model number.



Facet Edge (FC)



Taper Edge (TE)



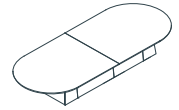
Self Edge (SE)



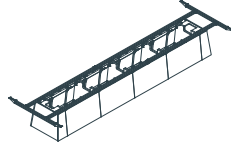
Flowform Edge (FF)  
5% upcharge  
laminates not available



Camber Edge (CE)  
5% upcharge



## Quadruple Mid Section Base 29" Table Height



\*Table height when power drawers are order is 30"

\*Based on a chair width of 25"

L"	x	D"	Sugg Seat Capacity	Top Finish	Top Sections	Base Size L" x W"	Base Sections	Model Number	List Price
<b>216</b>	<b>54</b>	<b>16-18</b>	<b>16-18</b>	<b>Wood</b>	<b>4</b>	<b>150 x 21</b>	<b>4</b>	<b>34638/2RK</b>	<b>36,770</b>
216	54	16-18	16-18	Wood	4	150 x 21	4	34638/5RK	33,465
<b>216</b>	<b>60</b>	<b>16-18</b>	<b>16-18</b>	<b>Wood</b>	<b>4</b>	<b>150 x 25</b>	<b>4</b>	<b>34639/2RK</b>	<b>39,865</b>
216	60	16-18	16-18	Wood	4	150 x 25	4	34639/5RK	36,285
<b>216</b>	<b>66</b>	<b>16-18</b>	<b>16-18</b>	<b>Wood</b>	<b>4</b>	<b>150 x 25</b>	<b>4</b>	<b>34640/2RK</b>	<b>43,165</b>
216	66	16-18	16-18	Wood	4	150 x 25	4	34640/5RK	39,285
<b>216</b>	<b>72</b>	<b>16-18</b>	<b>16-18</b>	<b>Wood</b>	<b>4</b>	<b>150 x 29</b>	<b>4</b>	<b>34641/2RK</b>	<b>46,365</b>
216	72	16-18	16-18	Wood	4	150 x 29	4	34641/5RK	42,195
<b>216</b>	<b>78</b>	<b>16-18</b>	<b>16-18</b>	<b>Wood</b>	<b>4</b>	<b>150 x 33</b>	<b>4</b>	<b>34642/2RK</b>	<b>49,515</b>
216	78	16-18	16-18	Wood	4	150 x 33	4	34642/5RK	45,065
<b>228</b>	<b>54</b>	<b>16-18</b>	<b>16-18</b>	<b>Wood</b>	<b>4</b>	<b>166 x 21</b>	<b>4</b>	<b>34644/2RK</b>	<b>40,540</b>
228	54	16-18	16-18	Wood	4	166 x 21	4	34644/5RK	36,895
<b>228</b>	<b>60</b>	<b>16-18</b>	<b>16-18</b>	<b>Wood</b>	<b>4</b>	<b>166 x 25</b>	<b>4</b>	<b>34645/2RK</b>	<b>43,910</b>
228	60	16-18	16-18	Wood	4	166 x 25	4	34645/5RK	39,965
<b>228</b>	<b>66</b>	<b>18-20</b>	<b>18-20</b>	<b>Wood</b>	<b>4</b>	<b>166 x 25</b>	<b>4</b>	<b>34646/2RK</b>	<b>48,510</b>
228	66	18-20	18-20	Wood	4	166 x 25	4	34646/5RK	44,150
<b>228</b>	<b>72</b>	<b>18-20</b>	<b>18-20</b>	<b>Wood</b>	<b>4</b>	<b>166 x 29</b>	<b>4</b>	<b>34647/2RK</b>	<b>50,940</b>
228	72	18-20	18-20	Wood	4	166 x 29	4	34647/5RK	46,360
<b>228</b>	<b>78</b>	<b>18-20</b>	<b>18-20</b>	<b>Wood</b>	<b>4</b>	<b>166 x 29</b>	<b>4</b>	<b>34648/2RK</b>	<b>54,365</b>
228	78	18-20	18-20	Wood	4	166 x 29	4	34648/5RK	49,475
<b>228</b>	<b>84</b>	<b>18-20</b>	<b>18-20</b>	<b>Wood</b>	<b>4</b>	<b>166 x 33</b>	<b>4</b>	<b>34649/2RK</b>	<b>57,645</b>
228	84	18-20	18-20	Wood	4	166 x 33	4	34649/5RK	52,465
<b>240</b>	<b>54</b>	<b>18-20</b>	<b>18-20</b>	<b>Wood</b>	<b>4</b>	<b>182 x 21</b>	<b>4</b>	<b>34650/2RK</b>	<b>42,855</b>
240	54	18-20	18-20	Wood	4	182 x 21	4	34650/5RK	39,000
<b>240</b>	<b>60</b>	<b>18-20</b>	<b>18-20</b>	<b>Wood</b>	<b>4</b>	<b>182 x 25</b>	<b>4</b>	<b>34651/2RK</b>	<b>46,480</b>
240	60	18-20	18-20	Wood	4	182 x 25	4	34651/5RK	42,300
<b>240</b>	<b>66</b>	<b>18-20</b>	<b>18-20</b>	<b>Wood</b>	<b>4</b>	<b>182 x 25</b>	<b>4</b>	<b>34652/2RK</b>	<b>50,230</b>
240	66	18-20	18-20	Wood	4	182 x 25	4	34652/5RK	45,705
<b>240</b>	<b>72</b>	<b>18-20</b>	<b>18-20</b>	<b>Wood</b>	<b>4</b>	<b>182 x 29</b>	<b>4</b>	<b>34653/2RK</b>	<b>53,975</b>
240	72	18-20	18-20	Wood	4	182 x 29	4	34653/5RK	49,125
<b>240</b>	<b>78</b>	<b>18-20</b>	<b>18-20</b>	<b>Wood</b>	<b>4</b>	<b>182 x 29</b>	<b>4</b>	<b>34654/2RK</b>	<b>57,695</b>
240	78	18-20	18-20	Wood	4	182 x 29	4	34654/5RK	52,500
<b>240</b>	<b>84</b>	<b>18-20</b>	<b>18-20</b>	<b>Wood</b>	<b>4</b>	<b>182 x 33</b>	<b>4</b>	<b>34655/2RK</b>	<b>61,215</b>
240	84	18-20	18-20	Wood	4	182 x 33	4	34655/5RK	55,715

# VOX® SUMMIT CONFERENCE

CLOSED VISTA SHAPE

Design - Nienkämper



Specify edge type; add the two letter code after the model number.



Facet Edge (FC)



Taper Edge (TE)



Self Edge (SE)

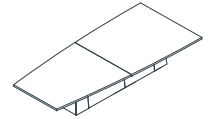


Flowform Edge (FF)  
5% upcharge  
laminates not available



Camber Edge (CE)  
5% upcharge

All Closed Vista shape table sizes available with optional 6" radius "Soft" corner (must be specified at time of order)



## SINGLE Mid Section Base 29" Table Height



\*Table height when power drawers are order is 30"

\*Based on a chair width of 25"

L"	x	D"	Sugg Seat Capacity	Top Finish	Top Sections	Base Size L" x W"	Base Sections	Model Number	List Price
<b>96</b>		<b>43-60</b>	<b>6-8</b>	<b>Wood</b>	<b>1</b>	<b>41 x 21</b>	<b>1</b>	<b>34656/2CV</b>	<b>15,290</b>
96		43-60	6-8	P-Lam	1	41 x 21	1	34656/5CV	12,835
<b>108</b>		<b>43-60</b>	<b>6-8</b>	<b>Wood</b>	<b>2</b>	<b>54 x 21</b>	<b>1</b>	<b>34657/2CV</b>	<b>16,725</b>
108		43-60	6-8	P-Lam	2	54 x 21	1	34657/5CV	13,970

## DOUBLE Mid Section Base 29" Table Height



<b>120</b>		<b>43-60</b>	<b>8-10</b>	<b>Wood</b>	<b>2</b>	<b>60 x 21</b>	<b>2</b>	<b>34658/2CV</b>	<b>19,500</b>
120		43-60	8-10	P-Lam	2	60 x 21	2	34658/5CV	16,410
<b>132</b>		<b>43-60</b>	<b>8-10</b>	<b>Wood</b>	<b>2</b>	<b>78 x 21</b>	<b>2</b>	<b>34659/2CV</b>	<b>21,150</b>
132		43-60	8-10	P-Lam	2	78 x 21	2	34659/5CV	17,690
<b>144</b>		<b>43-60</b>	<b>10-12</b>	<b>Wood</b>	<b>2</b>	<b>86 x 21</b>	<b>2</b>	<b>34660/2CV</b>	<b>24,845</b>
144		43-60	10-12	P-Lam	2	86 x 21	2	34660/5CV	21,010
<b>144</b>		<b>48-66</b>	<b>10-12</b>	<b>Wood</b>	<b>3</b>	<b>86 x 21</b>	<b>2</b>	<b>34661/2CV</b>	<b>26,510</b>
144		48-66	10-12	P-Lam	3	86 x 21	2	34661/5CV	22,335
<b>156</b>		<b>43-60</b>	<b>12-14</b>	<b>Wood</b>	<b>2</b>	<b>94 x 21</b>	<b>2</b>	<b>34662/2CV</b>	<b>26,430</b>
156		43-60	12-14	P-Lam	2	94 x 21	2	34662/5CV	22,270
<b>156</b>		<b>48-66</b>	<b>12-14</b>	<b>Wood</b>	<b>3</b>	<b>94 x 21</b>	<b>2</b>	<b>34663/2CV</b>	<b>28,225</b>
156		48-66	12-14	P-Lam	3	94 x 21	2	34663/5CV	23,670

### Standard Features:

- Tops are 1¼" thick and available along with the base in all Nienkämper veneers, stains, finishes, and plastic laminates.
- Stone and glass tops are also available upon special request – contact Customer Service at 800.668.9318 for more information.
- Bases are constructed from a metal cross beam frame that supports particle core panels laminated with premium veneer or multiple choices of plastic laminates.
- Large side panels lift off for efficient access to cabling and power source requirements.
- The central monolithic base makes Summit a perfect choice for Vox® Power drawers but all Vox® Forum styles are also compatible.



# VOX® SUMMIT CONFERENCE

CLOSED VISTA SHAPE

Design - Nienkämper



Specify edge type; add the two letter code after the model number.



Facet Edge (FC)



Taper Edge (TE)



Self Edge (SE)

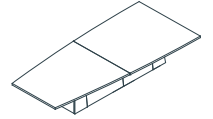


Flowform Edge (FF)  
5% upcharge  
laminates not available

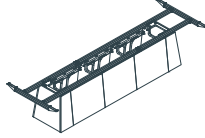


Camber Edge (CE)  
5% upcharge

All Closed Vista shape table sizes available with optional 6" radius "Soft" corner (must be specified at time of order)



## TRIPLE Mid Section Base 29" Table Height



\*Table height when power drawers are order is 30"

\*Based on a chair width of 25"

L" x D"	Sugg Seat Capacity	Top Finish	Top Sections	Base Size L" x W"	Base Sections	Model Number	List Price
<b>168 x 43-60</b>	<b>12-14</b>	<b>Wood</b>	<b>2</b>	<b>106 x 21</b>	<b>3</b>	<b>34664/2CV</b>	<b>29,880</b>
168 x 43-60	12-14	P-Lam	2	106 x 21	3	34664/5CV	24,435
<b>168 x 48-66</b>	<b>12-14</b>	<b>Wood</b>	<b>3</b>	<b>106 x 21</b>	<b>3</b>	<b>34665/2CV</b>	<b>31,880</b>
168 x 48-66	12-14	P-Lam	3	106 x 21	3	34665/5CV	29,015
<b>180 x 43-60</b>	<b>12-14</b>	<b>Wood</b>	<b>3</b>	<b>118 x 21</b>	<b>3</b>	<b>34666/2CV</b>	<b>30,545</b>
180 x 43-60	12-14	P-Lam	3	118 x 21	3	34666/5CV	27,800
<b>180 x 48-66</b>	<b>14-16</b>	<b>Wood</b>	<b>3</b>	<b>118 x 21</b>	<b>3</b>	<b>34667/2CV</b>	<b>32,955</b>
180 x 48-66	14-16	Wood	3	118 x 21	3	34667/5CV	30,000
<b>180 x 53-72</b>	<b>14-16</b>	<b>Wood</b>	<b>3</b>	<b>118 x 25</b>	<b>3</b>	<b>34668/2CV</b>	<b>35,410</b>
180 x 53-72	14-16	Wood	3	118 x 25	3	34668/5CV	32,230
<b>180 x 58-78</b>	<b>14-16</b>	<b>Wood</b>	<b>3</b>	<b>118 x 25</b>	<b>3</b>	<b>34669/2CV</b>	<b>37,630</b>
180 x 58-78	14-16	Wood	3	118 x 25	3	34669/5CV	34,250
<b>192 x 43-60</b>	<b>14-16</b>	<b>Wood</b>	<b>4</b>	<b>130 x 21</b>	<b>3</b>	<b>34670/2CV</b>	<b>32,585</b>
192 x 43-60	14-16	Wood	4	130 x 21	3	34670/5CV	29,650
<b>192 x 48-66</b>	<b>14-16</b>	<b>Wood</b>	<b>4</b>	<b>130 x 25</b>	<b>3</b>	<b>34671/2CV</b>	<b>34,905</b>
192 x 48-66	14-16	Wood	4	130 x 25	3	34671/5CV	31,770
<b>192 x 53-72</b>	<b>14-16</b>	<b>Wood</b>	<b>4</b>	<b>130 x 25</b>	<b>3</b>	<b>34672/2CV</b>	<b>37,530</b>
192 x 53-72	14-16	Wood	4	130 x 25	3	34672/5CV	34,155
<b>204 x 43-60</b>	<b>16-18</b>	<b>Wood</b>	<b>4</b>	<b>142 x 21</b>	<b>3</b>	<b>34673/2CV</b>	<b>34,010</b>
204 x 43-60	16-18	Wood	4	142 x 21	3	34673/5CV	30,955
<b>204 x 48-66</b>	<b>16-18</b>	<b>Wood</b>	<b>4</b>	<b>142 x 25</b>	<b>3</b>	<b>34674/2CV</b>	<b>36,785</b>
204 x 48-66	16-18	Wood	4	142 x 25	3	34674/5CV	33,480
<b>204 x 53-72</b>	<b>16-18</b>	<b>Wood</b>	<b>4</b>	<b>142 x 25</b>	<b>3</b>	<b>34675/2CV</b>	<b>39,600</b>
204 x 53-72	16-18	Wood	4	142 x 25	3	34675/5CV	36,040

# VOX® SUMMIT CONFERENCE

CLOSED VISTA SHAPE

Design - Nienkämper



Specify edge type; add the two letter code after the model number.



Facet Edge (FC)



Taper Edge (TE)



Self Edge (SE)

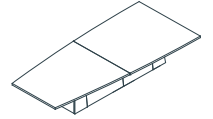


Flowform Edge (FF)  
5% upcharge  
laminates not available

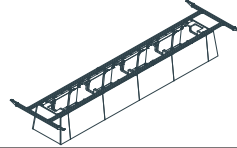


Camber Edge (CE)  
5% upcharge

All Closed Vista shape table sizes available with optional 6" radius "Soft" corner (must be specified at time of order)



## Quadruple Mid Section Base 29" Table Height



\*Table height when power drawers are order is 30"

\*Based on a chair width of 25"

L" x D"	Sugg Seat Capacity	Top Finish	Top Sections	Base Size L" x W"	Base Sections	Model Number	List Price
<b>216 x 43-60</b>	<b>16-18</b>	<b>Wood</b>	<b>4</b>	<b>150 x 21</b>	<b>4</b>	<b>34676/2CV</b>	<b>36,215</b>
216 x 43-60	16-18	Wood	4	150 x 21	4	34676/5CV	32,955
<b>216 x 48-66</b>	<b>16-18</b>	<b>Wood</b>	<b>4</b>	<b>150 x 25</b>	<b>4</b>	<b>34677/2CV</b>	<b>38,890</b>
216 x 48-66	16-18	Wood	4	150 x 25	4	34677/5CV	35,400
<b>216 x 53-72</b>	<b>16-18</b>	<b>Wood</b>	<b>4</b>	<b>150 x 25</b>	<b>4</b>	<b>34678/2CV</b>	<b>41,825</b>
216 x 53-72	16-18	Wood	4	150 x 25	4	34678/5CV	38,065
<b>216 x 58-78</b>	<b>16-18</b>	<b>Wood</b>	<b>4</b>	<b>150 x 29</b>	<b>4</b>	<b>34679/2CV</b>	<b>44,845</b>
216 x 58-78	16-18	Wood	4	150 x 29	4	34679/5CV	40,810
<b>228 x 43-60</b>	<b>16-18</b>	<b>Wood</b>	<b>4</b>	<b>166 x 21</b>	<b>4</b>	<b>34680/2CV</b>	<b>39,990</b>
228 x 43-60	16-18	Wood	4	166 x 21	4	34680/5CV	36,395
<b>228 x 48-66</b>	<b>16-18</b>	<b>Wood</b>	<b>4</b>	<b>166 x 25</b>	<b>4</b>	<b>34681/2CV</b>	<b>42,830</b>
228 x 48-66	16-18	Wood	4	166 x 25	4	34681/5CV	38,980
<b>228 x 53-72</b>	<b>18-20</b>	<b>Wood</b>	<b>4</b>	<b>166 x 25</b>	<b>4</b>	<b>34682/2CV</b>	<b>45,985</b>
228 x 53-72	18-20	Wood	4	166 x 25	4	34682/5CV	41,845
<b>228 x 58-78</b>	<b>18-20</b>	<b>Wood</b>	<b>4</b>	<b>166 x 29</b>	<b>4</b>	<b>34683/2CV</b>	<b>49,025</b>
228 x 58-78	18-20	Wood	4	166 x 29	4	34683/5CV	44,620
<b>228 x 63-84</b>	<b>18-20</b>	<b>Wood</b>	<b>4</b>	<b>166 x 29</b>	<b>4</b>	<b>34684/2CV</b>	<b>52,090</b>
228 x 63-84	18-20	Wood	4	166 x 29	4	34684/5CV	47,405
<b>240 x 43-60</b>	<b>18-20</b>	<b>Wood</b>	<b>4</b>	<b>182 x 21</b>	<b>4</b>	<b>34685/2CV</b>	<b>41,965</b>
240 x 43-60	18-20	Wood	4	182 x 21	4	34685/5CV	38,195
<b>240 x 48-66</b>	<b>18-20</b>	<b>Wood</b>	<b>4</b>	<b>182 x 25</b>	<b>4</b>	<b>34686/2CV</b>	<b>45,010</b>
240 x 48-66	18-20	Wood	4	182 x 25	4	34686/5CV	40,960
<b>240 x 53-72</b>	<b>18-20</b>	<b>Wood</b>	<b>4</b>	<b>182 x 25</b>	<b>4</b>	<b>34687/2CV</b>	<b>48,355</b>
240 x 53-72	18-20	Wood	4	182 x 25	4	34687/5CV	44,010
<b>240 x 58-78</b>	<b>18-20</b>	<b>Wood</b>	<b>4</b>	<b>182 x 29</b>	<b>4</b>	<b>34688/2CV</b>	<b>51,575</b>
240 x 58-78	18-20	Wood	4	182 x 29	4	34688/5CV	46,935
<b>240 x 63-84</b>	<b>18-20</b>	<b>Wood</b>	<b>4</b>	<b>182 x 29</b>	<b>4</b>	<b>34689/2CV</b>	<b>54,795</b>
240 x 63-84	18-20	Wood	4	182 x 29	4	34689/5CV	49,865

# TERMS AND CONDITIONS OF SALE

---

## PRICES

All prices are list prices, freight included, blanket-wrapped, dock delivered, from the manufacturing source to any location in the contiguous United States.

Brokerage is paid by Nienkämper for product shipped to the United States.

Due to existing conditions in regard to cost of labor and materials, we reserve the right to change prices without notice.

## TERMS

Net 30 days from date of invoice to accredited buyers. Two per cent (2%) interest charged monthly on overdue accounts. Deposit of 50% is required with order. Terms will be established upon credit evaluation. Due to delays in processing references, first orders may be treated as C.B.D. orders.

## ORDER CONFIRMATION

Orders are accepted upon issuance of our order confirmation and are subject to the terms set forth therein; notwithstanding any variance from the terms of the buyer's order form.

Nienkämper is not liable for any delay or failure to deliver caused by labor or transportation difficulties, accidents, acts of God, failure of sources of supply, or other causes beyond our control, and changes will affect the delivery date.

## CHANGE OF ORDERS OR CANCELLATIONS

Changes or cancellations are subject to our ability to conform. A charge will be levied against cancelled or changed orders based on costs already incurred by Nienkämper. All changes must be in writing and submitted on a revised purchase order. Changes will affect the delivery date.

## STORAGE

If goods cannot be accepted when ready, we may transfer them to storage (which is to be deemed as delivery for invoice purposes). The customer accepts risks and will be charged at prevailing rates.

## FREIGHT

Prices include freight charges, blanket-wrapped, dock delivered, from the manufacturing source to any location in the contiguous United States. Packing and/or crating are available, if required, upcharges apply.

## CLAIMS

All furniture is given to the carrier and signed for in good condition. It is the responsibility of the receiver to sign for the goods in the presence of the carrier and note the condition in which they are received. Freight claims should be filed with the carrier.

## WARRANTY

There are no express or implied warranties, conditions and obligations of the manufacturer, whether statutory or otherwise that extend beyond the description on the face hereof. Our furniture is made to the highest standard and is warranted free from defects of material and workmanship for five years from the date of delivery. During the warranty period we will repair or replace such merchandise as shall prove to be defective, during normal usage in accordance with manufacturer's specifications. The manufacturer shall not be liable for defect wholly attributable to normal manufacturing process. Replacement or repair of the Product shall be the sole remedy of the Customer, and the manufacturer shall not be liable for any direct, indirect, incidental, or consequential loss or damage suffered by the Customer by reason of any defect in workmanship or manufacture of the Product or inability to use the Product. Moreover, this warranty does not cover accidental damage, abuse, alteration, ordinary wear and tear of Goods, negligence and misuse nor variations over which we have no control such as heat or humidity or damage to which the Goods are connected that is not attributable to the failure of the goods themselves. This warranty is null and void when the product is installed with hardware other than that supplied and/or when installed differently than recommended in the installation guide. Modification to the product or hardware may result in failure of the product and cause damage and/or injury.

## WOOD FINISHES

Nienkämper offers a wide variety of standard light finishes on cherry, mahogany and figured anagré wood veneers, and a clear natural finish on figured anagré, figured sycamore, maple, bird's eye maple and curly maple.

Light finishes do not mask the grain and other characteristics of each wood species. It is important to understand that pieces of the same type of wood will not look identical when a light finish is used. The appearance of the finish will also depend on the natural color of the veneer. Cherry darkens over time as the wood ages. Pin knots and gum pockets are inherent traits.

Wood is a naturally variable raw material; its variances are not within the furniture manufacturer's control and are therefore not considered defects under this warranty.