

nienkämpfer

VOX[®] CONFERENCE

SUMMIT



2026

Prices shown are List Prices, FOB our Toronto
Factory- freight charges are extra. Packing and/
or crating is available, if required, upcharges apply.

VOX® SUMMIT CONFERENCE

ELEMENTS

Design - Nienkämper

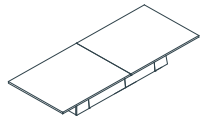
Summit Conference Table with a continuous architectural base designed to conceal power, data, and AV cabling. Available with multiple tabletop shapes.

TOP SHAPE

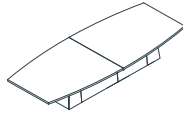
All tops are 1 1/4" thick



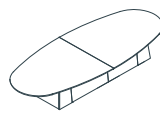
Rectangle



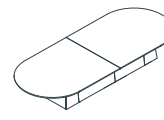
Boat



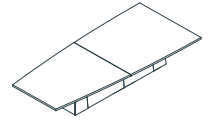
Super Ellipse



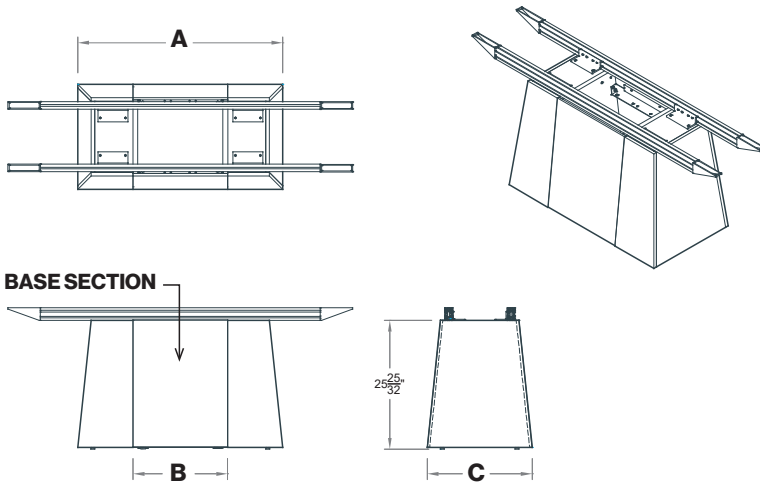
Racetrack



Closed Vista



BASE DETAILS



EDGE DETAILS

Specify edge type: add the two letter code after the model number.



Facet Edge (FC)



Taper Edge (TE)



Self Edge (SE)



Camber Edge (CE)
5% upcharge



Flowform Edge (FF)
5% upcharge
laminates not available

TABLE LENGTH	A	B	BASE SECTIONS	TABLE DEPTH	C
96"	41"	19"	1	48"-54"	21"
108"	54"	32"	1	60"-66"	25"
120"	60"	19"	2	60"-66"	25"
132"	78"	28"	2	72"-78"	29"
144"	86"	32"	2	84"	33"
156"	94"	36"	2		
168"	106"	28"	3		
180"	118"	32"	3		
192"	130"	36"	3		
204"	142"	40"	3		
216"	150"	32"	4		
228"	166"	36"	4		
240"	182"	40"	4		

FEATURES:

TOP FINISH- All standard veneers, stains and finishes. All standard plastic laminates and fingerprint resistant laminates. Stone or Interlayer glass top with subtop is available upon request. Please contact customer service at **800.668.9318** for details.

BASE FINISH – Outer surfaces are available in standard Nienkämper veneers, stains, finishes, and plastic laminates, including fingerprint-resistant options.

POWER OPTIONS – In-surface units include Vox® M, Double Sided and Simple Forums. Under-surface Simple Forums are also available. Summit is compatible with Vox® Power Drawer and Power Edge.

CABLE MANAGEMENT- All cables are managed through the Summit base to the floor. Removable access panels enable easy access to floor power sources.

108" x 48" Stone Rectangle Shape top with Soft Corners



veneers

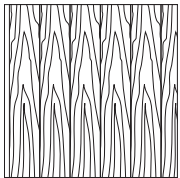
All wood surfaces are protected with a durable polyurethane clear lacquer with UV inhibitor. This finish is known for its exceptional durability, as well as abrasion, chemical, impact and scratch resistance. Standard sheen level is 45 degrees. Optional matte, 5, 10 and 35 degree sheen levels are available on request at no additional cost.

Wood Species	Order Code	Veneer/Stain	Upcharge
Maple	F-01	Natural Maple	No upcharge applies.
	F-02	Natural Curly Maple - Rotary Cut	Add 15%.
	F-03	Natural Bird's Eye Maple - Rotary Cut	Call Customer Service for pricing.
	F-04	Maple Stained Pear	No upcharge applies.
Cherry	F-05	Natural Cherry	No upcharge applies.
	F-06	Standard Cherry	No upcharge applies.
	F-07	Cherry Stained Amber	No upcharge applies.
	F-08	Cherry Stained Auburn	No upcharge applies.
	F-09	Cherry Stained Burgundy	No upcharge applies.
Mahogany	F-10	Light Mahogany	No upcharge applies.
	F-11	Medium Mahogany	No upcharge applies.
	F-12	Dark Mahogany	No upcharge applies.
	F-13	Red Mahogany	No upcharge applies.
Anagré	F-14	Natural Figured Anagré - Qtr. Cut Book-Match	Add 15%.
	F-15	Figured Anagré Stained Amber - Qtr. Cut Book-Match	Add 15%.
Sycamore	F-16	Natural Figured Sycamore - Qtr. Cut Book-Match	Add 15%.
Walnut	F-17	Burnt Walnut	No upcharge applies.
	F-19	Natural Walnut- Flat Cut Book-Match	No upcharge applies.
	F-19FM	Natural Walnut- Flat Cut Book-Match (matte sheen)	No upcharge applies.
	F-27F	Creamy Walnut- Flat Cut Book-Match (10° sheen)	No upcharge applies.
	F-27R	Creamy Walnut - Rift Cut Slip-Match (10° sheen)	Add 5%
	F-28	Tawny Walnut	No upcharge applies.
	F-31FM	Autumn Walnut- Flat Cut Book-Match (matte sheen)	No upcharge applies.
	F-31RM	Autumn Walnut - Rift Cut Slip-Match (matte sheen)	Add 5%
Oak	F-18F	Natural White Oak - Flat Cut Book-Match (10° sheen)	No upcharge applies.
	F-18R	Natural White Oak - Rift Cut Slip-Match (10° sheen)	Add 5%
	F-26	Charcoal Ash On Oak- Flat Cut Book- Match (10° sheen)	No upcharge applies.
	F-29F	Smoky Oak - Flat Cut Book-Match	No upcharge applies.
	F-29R	Smoky Oak - Rift Cut Slip-Match	Add 5%
	F-29FM	Smoky Oak - Flat Cut Book-Match (matte sheen)	No upcharge applies.
	F-29RM	Smoky Oak - Rift Cut Slip-Match (matte sheen)	Add 5%
	F-30FM	Whisper White Oak - Flat Cut Book-Match (matte sheen)	No upcharge applies.
	F-30RM	Whisper White Oak - Rift Cut Slip-Match (matte sheen)	Add 5%
	F-32FM	Cotton White Oak - Flat Cut Book-Match (matte sheen)	No upcharge applies.
F-32RM	Cotton White Oak - Rift Cut Slip-Match (matte sheen)	Add 5%	
Sapele – Ribbon Stripe	F-20	Natural Ribbon Strip Sapele - Qtr. Cut Slip-Match	No upcharge applies.
Moabi (Cherry substitute)	F-21	Natural Moabi - Quarter - Qtr. Cut Book-Match	No upcharge applies.
Cape Coast Walnut	F-22	Dark Cape Coast Walnut - Qtr. Cut Slip-Match	No upcharge applies.
	F-23	Natural Cape Coast Walnut - Qtr. Cut Slip-Match	No upcharge applies.
	F-23	Natural Cape Coast Walnut - Qtr. Cut Slip-Match	No upcharge applies.
Ash	F-25	Slate Gray Ash - Qtr. Cut Slip-Match	No upcharge applies.

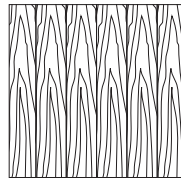
VENEER GRAIN OPTIONS

Nienkämper products utilize the best quality veneers available, and, combined with Nienkämper's patented veneering systems, create work environments of incredible quality and beauty.


All veneer furniture comes standard with flat cut book-match veneer; flat cut slip-match veneer can also be specified. Quarter cut slip-match and quarter cut book-match veneers are available at a 5% upcharge. Figured Anagré and Figured Sycamore veneers are Quarter cut book-matched. Bird's Eye Maple and Curly Maple are rotary cut. Facet Edge, Taper edge, Flowform, Camber and Self edge tops with veneer are manufactured with a solid wood edge. All edges are then veneer wrapped to create a seamless profile top.




Standard V1
Flat Cut Book-Match



Flat Cut Slip-Match V2



Quarter Cut Slip-Match V3
Add 5%



Quarter Cut Book-Match V4
Add 5%

P-LAM

Wood grain plastic laminate surfaces are available on table tops with Facet, Taper and Self edges.

These tops are manufactured with a solid wood edge that is applied prior to the laminate top surface. This method conceals the thickness of the wood edge, while providing the durability required. Wood edges are selected that most closely resemble both the species and the color of the laminate chosen

Nienkämper has pre-selected a number of standard wood grain plastic laminates that represent a cross section of both color and species. Simply include the order code with the model number to make these selections. Alternatively wood grain plastic laminates selected outside of Nienkämper's standard selection can be made by specifying the manufacturer as well as the description and model number of the laminate at the time of order.

Wood Grain Plastic Laminate Surfaces	Order Code	Manufacturer #	Finish
Hardrock Maple	WL2	Pionite WM791-SD	Textured/Suede
Monticello Maple	WL5	Wilsonart 7925-38	Fine Velvet Texture
Fusion Maple	WL13	Wilsonart 7909-60	Matte
New Age Oak	WL14	Wilsonart 7938-38	Fine Velvet Texture
Wild Cherry	WL18	Wilsonart 7054-60	Matte
River Cherry	WL19	Wilsonart 7937-38	Fine Velvet Texture
Montana Walnut	WL20	Wilsonart 7110T-78	Fine Grain
Skyline Walnut	WL26	Wilsonart 7964K-12	Soft Grain
Continental Walnut	WL-29	Wilsonart 8232K-05	Timbergrain
Neo Walnut	WL-30	Wilsonart 7991-38	Fine Velvet Texture
Walnut Heights	WL-31	Wilsonart 7965K-12	Soft Grain
Grayed Oak	WL-32	Formica 5791-PG	Pure Grain Texture
Millennium Oak	WL-33	Formica 5887-58	Matte
Aged Ash	WL-34	Formica 8844-WR	Woodbrush
Lowell Ash	WL-35	Wilsonart 7994-38	Fine Velvet Texture
Natural Ash	WL-36	Formica 8843-WR	Woodbrush
Norwegian Ash	WL-37	Wilsonart 8241-38	Fine Velvet Texture
Weathered Ash	WL-38	Formica 8842-WR	Woodbrush
Smoky Brown Pear	WL-39	Formica 5488-26	Oiled Wood
Studio Teak	WL-40	Wilsonart 7960K-18	Linearity
Fawn Cypress	WL-41	Wilsonart 8208K-16	Casual Rustic
Landmark Wood	WL-42	Wilsonart 7981K-12	Soft Grain
Natural Cerise	WL-43	Formica 8863-58	Matte
Natural Recon	WL-44	Wilsonart 7996-38	Fine Velvet Texture
Pecan Woodline	WL-45	Formica 5883-58	Matte

To specify the wood grain laminate required simply add the Order Code WL_ to the model number of the product.

Samples and specific technical data is available from your local sales representative or by contacting Nienkämper's Customer Service department at **800.668.9318**.

P-LAM

COLORED P-LAM


Both Taper and Self edge profiles are available with a colored laminate top.

Laminate edging on Taper tops. Edging will match the top surface and is applied before the surface laminate. By applying the laminate in this way, the seam is positioned horizontally, which makes it much less conspicuous and more durable.


Wood edging on Self and Taper Edge tops are applied before the laminate. By applying the wood edge in this way, the wood edge thickness is concealed, while providing the durability required. Wood species and finishes for edging can be selected from page 8.

For laminates specified outside of Nienkämper's standard selection, specify the manufacturer as well as the description and model number of the laminate selected at the time of order. For Facet edge tops, the laminate must be a post-forming grade.

Translucent edging on Self and Taper edge tops is applied after the surface laminate. The translucent edge is very durable. Clear translucent edge provides a good match with most white-colored laminates, while a silver translucent edge provides a metallic look and contrast to colored plastic laminates.




P-Lam top & Self edge



P-Lam top & Translucent Self edge



Wood Grain P-Lam top & silver Translucent Self edge



P-Lam top & solid wood Facet edge

*An unavoidable, thin dark line will be visible when specifying a matching p.lam edge. This is more pronounced with light colored laminates

Colored Plastic Laminates Surface	Order Code	Manufacturer #	Finish
Gray (Nienkämper - Light Gray/Putty)	CL-01	Wilsonart 1500-60	Matte
Platinum Gray (Nienkämper - Medium Gray/Clay)	CL-02	Nevamar S6023T	Textured
Slate Grey (Nienkämper - Dark Gray)	CL-03	Wilsonart D91-60	Matte
Black	CL-04	Wilsonart 1595-60	Matte
Angel White	CL-05	Pionite SW-826SD	Textured/ Suede
Frosty White	CL-06	Wilsonart 1573-60	Matte
White (for writable surface)	Contact customer service for details 800.668.9318		Gloss

Add the order code behind the edge profile when specifying.

P-LAM

FINGERPRINT RESISTANT P-LAM

Fingerprint Resistant Plastic Laminate is an innovative material created for interior design applications and is suitable for both vertical and horizontal interior applications on our Nienkämper furniture.

The external surface of Fingerprint Resistant Plastic Laminate involves the use of nanotechnology made possible by next generation acrylic resins.

The unique composition offers extraordinary features coupled with a unique user experience. These include an ultra matte surface (eliminating glare), an ultra soft feel, an anti-fingerprint surface, thermal healing of micro-scratches, increased durability as well as anti-bacterial and mold-resistant properties.

Edgeband matching all Fingerprint Resistant Plastic Laminate colors is only available when specifying a Taper edge. For Self edge tops 1" and 1 1/4" thick, matching edgeband are only available in Black (RL-01) and White (RL-03). When a matching edgeband is not available, the specified surface laminate is used on the edge. **Contact Customer Service for more details 800.668-9318.**

There is a 20% upcharge on our standard plastic laminate table pricing for Fingerprint Resistant Plastic Laminate.

Colored "Fingerprint Resistant" Plastic Laminate Surface	Order Code	Finish
Black	RL-01	Matte
Gray	RL-02	Matte
White	RL-03	Matte
Sand	RL-04	Matte
Brown	RL-05	Matte
Clay	RL-06	Matte
Beige	RL-07	Matte
Ash	RL-08	Matte
Smoke	RL-09	Matte

Edgeband to Match with Colored "Fingerprint Resistant" Plastic Laminate	Thickness	Order Code
Black	3/4", 1", 1-1/4"	RE-01
Gray	3/4"	RE-02
White	3/4", 1", 1-1/4"	RE-03
Sand	3/4"	RE-04
Brown	3/4"	RE-05
Clay	3/4"	RE-06
Beige	3/4"	RE-07
Ash	3/4"	RE-08
Smoke	3/4"	RE-09

EDGE DETAILS - CONFERENCE TABLES

Conference tables with tops that are 1 1/4" thick have 5 edge profiles to choose from.

To select:

Facet Edge add "FC" after the table model number

Taper Edge add "TE" after the table model number

Flowform Edge add "FF" after the table model number

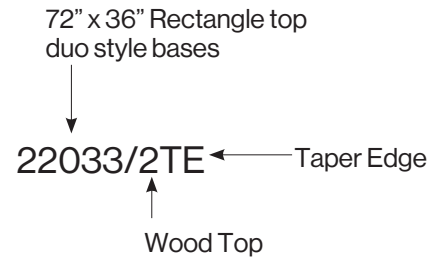
Camber Edge add "CE" after the table model number

Self Edge add "SE" or "SE-P" (exposed plywood edge) after the table model number

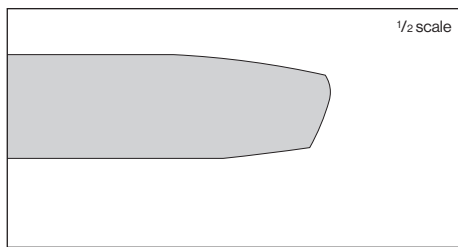
Flowform Edge and Camber Edge require a 5% upcharge

Flowform and Camber edged tops are veneer-wrapped, and are not available with plastic laminate

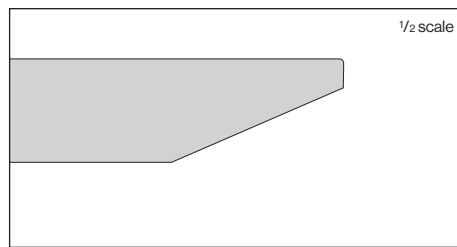
- Rectangle shape, Boat shape, Vista shape and Congress shape tops specified with a Flowform Edge have this edge profile on two sides only, with self edges on the two ends of the top.
- All conference table tops are 1 1/4" thick, edges are manufactured with a profiled solid wood edge.
- Camber edge is standard with an 8" radius corner feature on rectangle, boat, square, and vista shaped tops.



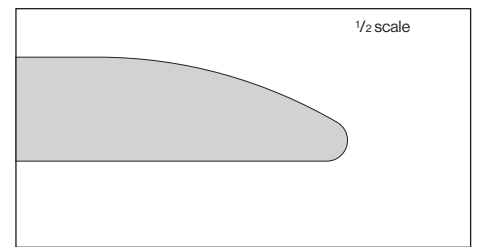
EXAMPLE




Facet Edge "FC"




Taper Edge "TE"




Flowform Edge "FF"



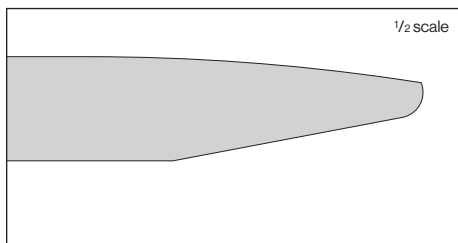
Facet Edge - specify "FC"



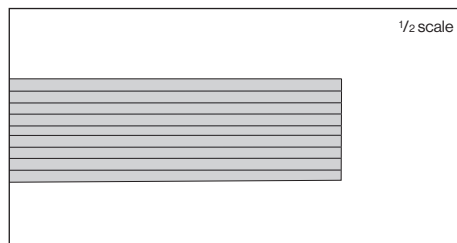
Taper Edge - specify "TE"




Flowform Edge - specify "FF"



Camber Edge "CE"



Self Edge "SE" / Self Edge with Exposed Plywood Core "SE-P"



Camber Edge - specify "CE"



Self "SE" / Self with Exposed Plywood Core "SE-P"


SPECIAL TOP OPTIONS – VOX® CONFERENCE TABLES

A range of special top options are available for creating unique tables. By adding reveals, stain and veneer combinations personalizing your Vox® conference table has never been easier. Four examples are shown that can be easily included in any of our standard conference tables. Simply specify the option you prefer and Nienkämper's customer service department (**call 800.668.9318**) can provide you with a quotation based on the model of table selected. They will also be happy to help you if a custom combination of veneer and finishes are required.



Option A

Flat cut, Book-matched veneer, Natural finish, 1/4" polished aluminum reveal.




Option B

Flat cut, Book-matched veneer, Natural finish edge, stained center, 1/4" polished aluminum reveal.



Option C

Flat cut, Book-matched veneer (veneer pattern as shown), stained edge, natural finish center, 1/4" polished aluminum reveal.



Option D

Rift cut, Book-matched veneer, Natural finish edge, stained center, 1/4" polished aluminum reveal.

VOX® SUMMIT CONFERENCE

RECTANGLE SHAPE

Design - Nienkämper



Specify edge type; add the two letter code after the model number.



Facet Edge (FC)



Taper Edge (TE)



Self Edge (SE)

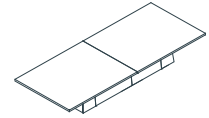


Flowform Edge (FF)
5% upcharge
laminates not available



Camber Edge (CE)
5% upcharge

All Rectangular shape table sizes available with optional 6" radius "Soft" corner (must be specified at time of order)



SINGLE

Mid Section Base 29" Table Height



*Table height when power drawers are order is 30"

*Based on a chair width of 25"

L" x D"	Sugg Seat Capacity	Top Finish	Top Sections	Base Size L" x W"	Base Sections	Model Number	List Price
96 x 48	6-8	Wood	1	41 x 21	1	34600/2RT	13,235
96 x 48	6-8	P-Lam	1	41 x 21	1	34600/5RT	11,185
108 x 48	6-8	Wood	2	54 x 21	1	34603/2RT	14,330
108 x 48	6-8	P-Lam	2	54 x 21	1	34603/5RT	11,995

DOUBLE

Mid Section Base 29" Table Height



120 x 48	8-10	Wood	2	60 x 21	2	34606/2RT	16,655
120 x 48	8-10	P-Lam	2	60 x 21	2	34606/5RT	14,060
120 x 54	8-10	Wood	2	60 x 21	2	34607/2RT	18,465
120 x 54	8-10	P-Lam	2	60 x 21	2	34607/5RT	16,805
132 x 48	8-10	Wood	2	78 x 21	2	34609/2RT	18,160
132 x 48	8-10	P-Lam	2	78 x 21	2	34609/5RT	16,535
132 x 54	8-10	Wood	2	78 x 21	2	34610/2RT	19,995
132 x 54	8-10	P-Lam	2	78 x 21	2	34610/5RT	18,200
144 x 48	10-12	Wood	2	86 x 21	2	34612/2RT	21,285
144 x 48	10-12	P-Lam	2	86 x 21	2	34612/5RT	19,375
144 x 54	10-12	Wood	2	86 x 21	2	34613/2RT	23,065
144 x 54	10-12	P-Lam	2	86 x 21	2	34613/5RT	20,990
144 x 60	10-12	Wood	2	86 x 25	2	34614/2RT	24,800
144 x 60	10-12	P-Lam	2	86 x 25	2	34614/5RT	22,570
156 x 48	12-14	Wood	2	94 x 21	2	34615/2RT	22,745
156 x 48	12-14	P-Lam	2	94 x 21	2	34615/5RT	20,700
156 x 54	12-14	Wood	2	94 x 21	2	34616/2RT	24,720
156 x 54	12-14	P-Lam	2	94 x 21	2	34616/5RT	22,500
156 x 60	12-14	Wood	2	94 x 25	2	34617/2RT	26,655
156 x 60	12-14	P-Lam	2	94 x 25	2	34617/5RT	24,250
156 x 66	12-14	Wood	3	94 x 25	2	34618/2RT	28,770
156 x 66	12-14	P-Lam	3	94 x 25	2	34618/5RT	26,185

Standard Features:

- Tops are 1¼" thick and available along with the base in all Nienkämper veneers, stains, finishes, and plastic laminates.
- Stone and glass tops are also available upon special request – contact Customer Service at 800.668.9318 for more information.
- Bases are constructed from a metal cross beam frame that supports particle core panels laminated with premium veneer or multiple choices of plastic laminates.
- Large side panels lift off for efficient access to cabling and power source requirements.
- The central monolithic base makes Summit a perfect choice for Vox® Power drawers but all Vox® Forum styles are also compatible.



VOX® SUMMIT CONFERENCE

RECTANGLE SHAPE

Design - Nienkämper



Specify edge type; add the two letter code after the model number.



Facet Edge (FC)



Taper Edge (TE)



Self Edge (SE)

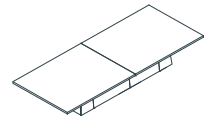


Flowform Edge (FF)
5% upcharge
laminates not available

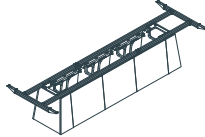


Camber Edge (CE)
5% upcharge

All Rectangular shape table sizes available with optional 6" radius "Soft" corner (must be specified at time of order)



TRIPLE Mid Section Base 29" Table Height



*Table height when power drawers are order is 30"

*Based on a chair width of 25"

L"	x	D"	Sugg Seat Capacity	Top Finish	Top Sections	Base Size L" x W"	Base Sections	Model Number	List Price
168	48	12-14	12-14	Wood	2	106 x 21	3	34619/2RT	25,345
168	48	12-14	12-14	P-Lam	2	106 x 21	3	34619/5RT	23,070
168	54	12-14	12-14	Wood	2	106 x 21	3	34620/2RT	27,505
168	54	12-14	12-14	P-Lam	2	106 x 21	3	34620/5RT	25,030
168	60	12-14	12-14	Wood	2	106 x 25	3	34621/2RT	29,645
168	60	12-14	12-14	P-Lam	2	106 x 25	3	34621/5RT	26,985
168	66	12-14	12-14	Wood	2	106 x 25	3	34622/2RT	31,940
168	66	12-14	12-14	P-Lam	2	106 x 25	3	34622/5RT	29,070
168	72	12-14	12-14	Wood	2	106 x 29	3	34623/2RT	34,845
168	72	12-14	12-14	P-Lam	2	106 x 29	3	34623/5RT	31,710
180	48	12-14	12-14	Wood	3	118 x 21	3	34624/2RT	26,535
180	48	12-14	12-14	P-Lam	3	118 x 21	3	34624/5RT	24,150
180	54	14-16	14-16	Wood	3	118 x 21	3	34625/2RT	28,860
180	54	14-16	14-16	Wood	3	118 x 21	3	34625/5RT	26,265
180	60	14-16	14-16	Wood	3	118 x 25	3	34626/2RT	31,100
180	60	14-16	14-16	Wood	3	118 x 25	3	34626/5RT	28,310
180	66	14-16	14-16	Wood	3	118 x 25	3	34627/2RT	33,575
180	66	14-16	14-16	Wood	3	118 x 25	3	34627/5RT	30,560
180	72	14-16	14-16	Wood	3	118 x 29	3	34628/2RT	35,915
180	72	14-16	14-16	Wood	3	118 x 29	3	34628/5RT	32,680
192	54	14-16	14-16	Wood	4	130 x 21	3	34629/2RT	30,965
192	54	14-16	14-16	Wood	4	130 x 21	3	34629/5RT	28,180
192	60	14-16	14-16	Wood	4	130 x 25	3	34630/2RT	33,470
192	60	14-16	14-16	Wood	4	130 x 25	3	34630/5RT	30,460
192	66	14-16	14-16	Wood	4	130 x 25	3	34631/2RT	36,170
192	66	14-16	14-16	Wood	4	130 x 25	3	34631/5RT	32,925
192	72	14-16	14-16	Wood	4	130 x 29	3	34632/2RT	38,740
192	72	14-16	14-16	Wood	4	130 x 29	3	34632/5RT	35,255
204	54	16-18	16-18	Wood	4	142 x 21	3	34633/2RT	32,335
204	54	16-18	16-18	Wood	4	142 x 21	3	34633/5RT	29,430
204	60	16-18	16-18	Wood	4	142 x 25	3	34634/2RT	34,965
204	60	16-18	16-18	Wood	4	142 x 25	3	34634/5RT	31,820
204	66	16-18	16-18	Wood	4	142 x 25	3	34635/2RT	37,805
204	66	16-18	16-18	Wood	4	142 x 25	3	34635/5RT	34,415
204	72	16-18	16-18	Wood	4	142 x 29	3	34636/2RT	40,540
204	72	16-18	16-18	Wood	4	142 x 29	3	34636/5RT	31,350
204	78	16-18	16-18	Wood	4	142 x 29	3	34637/2RT	43,215
204	78	16-18	16-18	Wood	4	142 x 29	3	34637/5RT	39,325


VOX® SUMMIT CONFERENCE

RECTANGLE SHAPE

Design - Nienkämper



Specify edge type; add the two letter code after the model number.



Facet Edge (FC)



Taper Edge (TE)



Self Edge (SE)

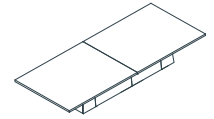


Flowform Edge (FF)
5% upcharge
laminates not available

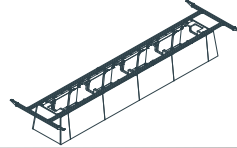


Camber Edge (CE)
5% upcharge

All Rectangular shape table sizes available with optional 6" radius "Soft" corner (must be specified at time of order)



Quadruple Mid Section Base 29" Table Height



*Table height when power drawers are order is 30"

*Based on a chair width of 25"

L"	x	D"	Sugg Seat Capacity	Top Finish	Top Sections	Base Size L" x W"	Base Sections	Model Number	List Price
216	54	16-18	Wood	4	150 x 21	4	34638/2RT	34,685	
216	54	16-18	Wood	4	150 x 21	4	34638/5RT	31,565	
216	60	16-18	Wood	4	150 x 25	4	34639/2RT	37,530	
216	60	16-18	Wood	4	150 x 25	4	34639/5RT	34,155	
216	66	16-18	Wood	4	150 x 25	4	34640/2RT	40,625	
216	66	16-18	Wood	4	150 x 25	4	34640/5RT	36,970	
216	72	16-18	Wood	4	150 x 29	4	34641/2RT	43,600	
216	72	16-18	Wood	4	150 x 29	4	34641/5RT	39,680	
216	78	16-18	Wood	4	150 x 33	4	34642/2RT	46,515	
216	78	16-18	Wood	4	150 x 33	4	34642/5RT	42,335	
228	54	16-18	Wood	4	166 x 21	4	34644/2RT	38,320	
228	54	16-18	Wood	4	166 x 21	4	34644/5RT	34,875	
228	60	16-18	Wood	4	166 x 25	4	34645/2RT	41,465	
228	60	16-18	Wood	4	166 x 25	4	34645/5RT	37,735	
228	66	18-20	Wood	4	166 x 25	4	34646/2RT	45,715	
228	66	18-20	Wood	4	166 x 25	4	34646/5RT	41,610	
228	72	18-20	Wood	4	166 x 29	4	34647/2RT	48,005	
228	72	18-20	Wood	4	166 x 29	4	34647/5RT	43,690	
228	78	18-20	Wood	4	166 x 29	4	34648/2RT	51,170	
228	78	18-20	Wood	4	166 x 29	4	34648/5RT	46,565	
228	84	18-20	Wood	4	166 x 33	4	34649/2RT	54,230	
228	84	18-20	Wood	4	166 x 33	4	34649/5RT	49,345	
240	54	18-20	Wood	4	182 x 21	4	34650/2RT	40,485	
240	54	18-20	Wood	4	182 x 21	4	34650/5RT	36,845	
240	60	18-20	Wood	4	182 x 25	4	34651/2RT	43,835	
240	60	18-20	Wood	4	182 x 25	4	34651/5RT	39,885	
240	66	18-20	Wood	4	182 x 25	4	34652/2RT	47,330	
240	66	18-20	Wood	4	182 x 25	4	34652/5RT	43,075	
240	72	18-20	Wood	4	182 x 29	4	34653/2RT	50,795	
240	72	18-20	Wood	4	182 x 29	4	34653/5RT	46,230	
240	78	18-20	Wood	4	182 x 29	4	34654/2RT	54,240	
240	78	18-20	Wood	4	182 x 29	4	34654/5RT	49,365	
240	84	18-20	Wood	4	182 x 33	4	34655/2RT	57,500	
240	84	18-20	Wood	4	182 x 33	4	34655/5RT	52,335	

VOX® SUMMIT CONFERENCE

BOAT SHAPE

Design - Nienkämper



Specify edge type; add the two letter code after the model number.

All Boat shape table sizes available with optional 6" radius "Soft" corner (must be specified at time of order)



Facet Edge (FC)



Taper Edge (TE)



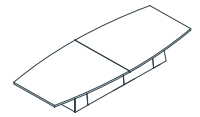
Self Edge (SE)



Flowform Edge (FF)
5% upcharge
laminates not available



Camber Edge (CE)
5% upcharge



SINGLE Mid Section Base 29" Table Height



*Table height when power drawers are order is 30"

*Based on a chair width of 25"

L" x D"	Sugg Seat Capacity	Top Finish	Top Sections	Base Size L" x W"	Base Sections	Model Number	List Price
96 x 48	6-8	Wood	1	41 x 21	1	34600/2BT	13,530
96 x 48	6-8	P-Lam	1	41 x 21	1	34600/5BT	11,370
108 x 48	6-8	Wood	2	54 x 21	1	34603/2BT	14,655
108 x 48	6-8	P-Lam	2	54 x 21	1	34603/5BT	12,230

DOUBLE Mid Section Base 29" Table Height



120 x 48	8-10	Wood	2	60 x 21	2	34606/2BT	16,990
120 x 48	8-10	P-Lam	2	60 x 21	2	34606/5BT	14,325
120 x 54	8-10	Wood	2	60 x 21	2	34607/2BT	18,850
120 x 54	8-10	P-Lam	2	60 x 21	2	34607/5BT	17,160
132 x 48	8-10	Wood	2	78 x 21	2	34609/2BT	18,145
132 x 48	8-10	P-Lam	2	78 x 21	2	34609/5BT	16,520
132 x 54	8-10	Wood	2	78 x 21	2	34610/2BT	20,415
132 x 54	8-10	P-Lam	2	78 x 21	2	34610/5BT	18,575
144 x 48	10-12	Wood	2	86 x 21	2	34612/2BT	19,025
144 x 48	10-12	P-Lam	2	86 x 21	2	34612/5BT	17,315
144 x 54	10-12	Wood	2	86 x 21	2	34613/2BT	23,550
144 x 54	10-12	P-Lam	2	86 x 21	2	34613/5BT	21,440
144 x 60	10-12	Wood	2	86 x 25	2	34614/2BT	25,340
144 x 60	10-12	P-Lam	2	86 x 25	2	34614/5BT	23,065
156 x 48	12-14	Wood	2	94 x 21	2	34615/2BT	23,180
156 x 48	12-14	P-Lam	2	94 x 21	2	34615/5BT	21,105
156 x 54	12-14	Wood	2	94 x 21	2	34616/2BT	25,245
156 x 54	12-14	P-Lam	2	94 x 21	2	34616/5BT	22,975
156 x 60	12-14	Wood	2	94 x 25	2	34617/2BT	27,220
156 x 60	12-14	P-Lam	2	94 x 25	2	34617/5BT	24,770
156 x 66	12-14	Wood	3	94 x 25	2	34618/2BT	29,400
156 x 66	12-14	P-Lam	3	94 x 25	2	34618/5BT	26,750

Standard Features:

- Tops are 1¼" thick and available along with the base in all Nienkämper veneers, stains, finishes, and plastic laminates.
- Stone and glass tops are also available upon special request – contact Customer Service at 800.668.9318 for more information.
- Bases are constructed from a metal cross beam frame that supports particle core panels laminated with premium veneer or multiple choices of plastic laminates.
- Large side panels lift off for efficient access to cabling and power source requirements.
- The central monolithic base makes Summit a perfect choice for Vox® Power drawers but all Vox® Forum styles are also compatible.



VOX® SUMMIT CONFERENCE

BOAT SHAPE

Design - Nienkämper



Specify edge type; add the two letter code after the model number.

All Boat shape table sizes available with optional 6" radius "Soft" corner (must be specified at time of order)



Facet Edge (FC)



Taper Edge (TE)



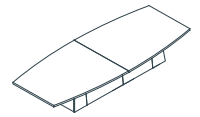
Self Edge (SE)



Flowform Edge (FF)
5% upcharge
laminite not available

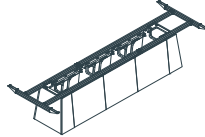


Camber Edge (CE)
5% upcharge



TRIPLE

Mid Section Base
29" Table Height



*Table height when power drawers are order is 30"

L" x D"		*Based on a chair width of 25"			Base Size	Base	Model Number	List Price
L"	D"	Sugg Seat Capacity	Top Finish	Top Sections	L" x W"	Sections		
168	48	12-14	Wood	2	106 x 21	3	34619/2BT	25,850
168	48	12-14	P-Lam	2	106 x 21	3	34619/5BT	23,565
168	54	12-14	Wood	2	106 x 21	3	34620/2BT	28,085
168	54	12-14	P-Lam	2	106 x 21	3	34620/5BT	25,565
168	60	12-14	Wood	2	106 x 25	3	34621/2BT	30,265
168	60	12-14	P-Lam	2	106 x 25	3	34621/5BT	27,545
168	66	12-14	Wood	2	106 x 25	3	34622/2BT	32,640
168	66	12-14	P-Lam	2	106 x 25	3	34622/5BT	29,710
168	72	12-14	Wood	2	106 x 29	3	34623/2BT	35,610
168	72	12-14	P-Lam	2	106 x 29	3	34623/5BT	32,410
180	48	12-14	Wood	3	118 x 21	3	34624/2BT	27,710
180	48	12-14	P-Lam	3	118 x 21	3	34624/5BT	25,220
180	54	14-16	Wood	3	118 x 21	3	34625/2BT	29,440
180	54	14-16	Wood	3	118 x 21	3	34625/5BT	26,790
180	60	14-16	Wood	3	118 x 25	3	34626/2BT	31,775
180	60	14-16	Wood	3	118 x 25	3	34626/5BT	28,915
180	66	14-16	Wood	3	118 x 25	3	34627/2BT	34,295
180	66	14-16	Wood	3	118 x 25	3	34627/5BT	31,215
180	72	14-16	Wood	3	118 x 29	3	34628/2BT	36,710
180	72	14-16	Wood	3	118 x 29	3	34628/5BT	33,420
192	54	14-16	Wood	4	130 x 21	3	34629/2BT	31,665
192	54	14-16	Wood	4	130 x 21	3	34629/5BT	28,810
192	60	14-16	Wood	4	130 x 25	3	34630/2BT	34,230
192	60	14-16	Wood	4	130 x 25	3	34630/5BT	31,155
192	66	14-16	Wood	4	130 x 25	3	34631/2BT	36,990
192	66	14-16	Wood	4	130 x 25	3	34631/5BT	33,660
192	72	14-16	Wood	4	130 x 29	3	34632/2BT	39,615
192	72	14-16	Wood	4	130 x 29	3	34632/5BT	36,060
204	54	16-18	Wood	4	142 x 21	3	34633/2BT	33,035
204	54	16-18	Wood	4	142 x 21	3	34633/5BT	30,065
204	60	16-18	Wood	4	142 x 25	3	34634/2BT	35,750
204	60	16-18	Wood	4	142 x 25	3	34634/5BT	32,535
204	66	16-18	Wood	4	142 x 25	3	34635/2BT	38,685
204	66	16-18	Wood	4	142 x 25	3	34635/5BT	35,200
204	72	16-18	Wood	4	142 x 29	3	34636/2BT	41,470
204	72	16-18	Wood	4	142 x 29	3	34636/5BT	37,740
204	78	16-18	Wood	4	142 x 29	3	34637/2BT	44,240
204	78	16-18	Wood	4	142 x 29	3	34637/5BT	40,260

VOX® SUMMIT CONFERENCE

BOAT SHAPE

Design - Nienkämper



Specify edge type; add the two letter code after the model number.

All Boat shape table sizes available with optional 6" radius "Soft" corner (must be specified at time of order)



Facet Edge (FC)



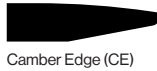
Taper Edge (TE)



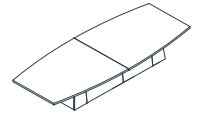
Self Edge (SE)



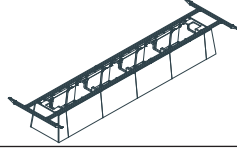
Flowform Edge (FF)
5% upcharge
laminates not available



Camber Edge (CE)
5% upcharge



Quadruple Mid Section Base 29" Table Height



*Table height when power drawers are order is 30"

*Based on a chair width of 25"

L"	x	D"	Sugg Seat Capacity	Top Finish	Top Sections	Base Size L" x W"	Base Sections	Model Number	List Price
216	54	16-18	16-18	Wood	4	150 x 21	4	34638/2BT	35,450
216	54	16-18	16-18	Wood	4	150 x 21	4	34638/5BT	32,265
216	60	16-18	16-18	Wood	4	150 x 25	4	34639/2BT	38,415
216	60	16-18	16-18	Wood	4	150 x 25	4	34639/5BT	34,965
216	66	16-18	16-18	Wood	4	150 x 25	4	34640/2BT	41,595
216	66	16-18	16-18	Wood	4	150 x 25	4	34640/5BT	37,855
216	72	16-18	16-18	Wood	4	150 x 29	4	34641/2BT	44,605
216	72	16-18	16-18	Wood	4	150 x 29	4	34641/5BT	40,590
216	78	16-18	16-18	Wood	4	150 x 33	4	34642/2BT	47,655
216	78	16-18	16-18	Wood	4	150 x 33	4	34642/5BT	43,370
228	54	16-18	16-18	Wood	4	166 x 21	4	34644/2BT	39,140
228	54	16-18	16-18	Wood	4	166 x 21	4	34644/5BT	35,615
228	60	16-18	16-18	Wood	4	166 x 25	4	34645/2BT	42,375
228	60	16-18	16-18	Wood	4	166 x 25	4	34645/5BT	38,565
228	66	18-20	18-20	Wood	4	166 x 25	4	34646/2BT	46,745
228	66	18-20	18-20	Wood	4	166 x 25	4	34646/5BT	42,540
228	72	18-20	18-20	Wood	4	166 x 29	4	34647/2BT	49,115
228	72	18-20	18-20	Wood	4	166 x 29	4	34647/5BT	44,700
228	78	18-20	18-20	Wood	4	166 x 29	4	34648/2BT	52,385
228	78	18-20	18-20	Wood	4	166 x 29	4	34648/5BT	47,675
228	84	18-20	18-20	Wood	4	166 x 33	4	34649/2BT	55,510
228	84	18-20	18-20	Wood	4	166 x 33	4	34649/5BT	50,520
240	54	18-20	18-20	Wood	4	182 x 21	4	34650/2BT	41,385
240	54	18-20	18-20	Wood	4	182 x 21	4	34650/5BT	37,660
240	60	18-20	18-20	Wood	4	182 x 25	4	34651/2BT	44,815
240	60	18-20	18-20	Wood	4	182 x 25	4	34651/5BT	40,790
240	66	18-20	18-20	Wood	4	182 x 25	4	34652/2BT	48,405
240	66	18-20	18-20	Wood	4	182 x 25	4	34652/5BT	44,050
240	72	18-20	18-20	Wood	4	182 x 29	4	34653/2BT	52,015
240	72	18-20	18-20	Wood	4	182 x 29	4	34653/5BT	47,340
240	78	18-20	18-20	Wood	4	182 x 29	4	34654/2BT	55,555
240	78	18-20	18-20	Wood	4	182 x 29	4	34654/5BT	50,560
240	84	18-20	18-20	Wood	4	182 x 33	4	34655/2BT	58,880
240	84	18-20	18-20	Wood	4	182 x 33	4	34655/5BT	53,590

VOX® SUMMIT CONFERENCE

SUPER ELLIPSE SHAPE

Design - Nienkämper



Specify edge type; add the two letter code after the model number.



Facet Edge (FC)



Taper Edge (TE)



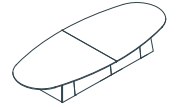
Self Edge (SE)



Flowform Edge (FF)
5% upcharge
laminates not available



Camber Edge (CE)
5% upcharge



SINGLE Mid Section Base 29" Table Height



*Table height when power drawers are order is 30"

*Based on a chair width of 25"

L" x D"	Sugg Seat Capacity	Top Finish	Top Sections	Base Size L" x W"	Base Sections	Model Number	List Price
96 x 48	6-8	Wood	1	41 x 21	1	34600/2SE	14,330
96 x 48	6-8	P-Lam	1	41 x 21	1	34600/5SE	13,045
108 x 48	6-8	Wood	2	54 x 21	1	34603/2SE	15,545
108 x 48	6-8	P-Lam	2	54 x 21	1	34603/5SE	14,155

DOUBLE Mid Section Base 29" Table Height



120 x 48	8-10	Wood	2	60 x 21	2	34606/2SE	18,005
120 x 48	8-10	P-Lam	2	60 x 21	2	34606/5SE	16,395
120 x 54	8-10	Wood	2	60 x 21	2	34607/2SE	20,000
120 x 54	8-10	P-Lam	2	60 x 21	2	34607/5SE	18,205
132 x 48	8-10	Wood	2	78 x 21	2	34609/2SE	19,705
132 x 48	8-10	P-Lam	2	78 x 21	2	34609/5SE	17,935
132 x 54	8-10	Wood	2	78 x 21	2	34610/2SE	21,685
132 x 54	8-10	P-Lam	2	78 x 21	2	34610/5SE	19,735
144 x 48	10-12	Wood	2	86 x 21	2	34612/2SE	22,945
144 x 48	10-12	P-Lam	2	86 x 21	2	34612/5SE	20,885
144 x 54	10-12	Wood	2	86 x 21	2	34613/2SE	24,950
144 x 54	10-12	P-Lam	2	86 x 21	2	34613/5SE	22,705
144 x 60	10-12	Wood	2	86 x 25	2	34614/2SE	26,880
144 x 60	10-12	P-Lam	2	86 x 25	2	34614/5SE	24,460
156 x 48	12-14	Wood	2	94 x 21	2	34615/2SE	24,560
156 x 48	12-14	P-Lam	2	94 x 21	2	34615/5SE	22,355
156 x 54	12-14	Wood	2	94 x 21	2	34616/2SE	26,785
156 x 54	12-14	P-Lam	2	94 x 21	2	34616/5SE	24,375
156 x 60	12-14	Wood	2	94 x 25	2	34617/2SE	28,930
156 x 60	12-14	P-Lam	2	94 x 25	2	34617/5SE	26,330
156 x 66	12-14	Wood	3	94 x 25	2	34618/2SE	31,265
156 x 66	12-14	P-Lam	3	94 x 25	2	34618/5SE	28,460

Standard Features:

- Tops are 1¼" thick and available along with the base in all Nienkämper veneers, stains, finishes, and plastic laminates.
- Stone and glass tops are also available upon special request – contact Customer Service at 800.668.9318 for more information.
- Bases are constructed from a metal cross beam frame that supports particle core panels laminated with premium veneer or multiple choices of plastic laminates.
- Large side panels lift off for efficient access to cabling and power source requirements.
- The central monolithic base makes Summit a perfect choice for Vox® Power drawers but all Vox® Forum styles are also compatible.



VOX® SUMMIT CONFERENCE

SUPER ELLIPSE SHAPE

Design - Nienkämper



Specify edge type; add the two letter code after the model number.



Facet Edge (FC)



Taper Edge (TE)



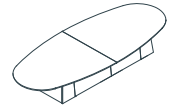
Self Edge (SE)



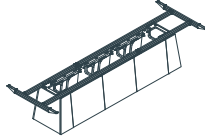
Flowform Edge (FF)
5% upcharge
laminates not available



Camber Edge (CE)
5% upcharge



TRIPLE Mid Section Base 29" Table Height



*Table height when power drawers are order is 30"

L" x D"		*Based on a chair width of 25"			Base Size	Base	Model Number	List Price
L"	D"	Sugg Seat Capacity	Top Finish	Top Sections	L" x W"	Sections		
168	48	12-14	Wood	2	106 x 21	3	34619/2SE	27,380
168	48	12-14	P-Lam	2	106 x 21	3	34619/5SE	24,915
168	54	12-14	Wood	2	106 x 21	3	34620/2SE	29,780
168	54	12-14	P-Lam	2	106 x 21	3	34620/5SE	27,110
168	60	12-14	Wood	2	106 x 25	3	34621/2SE	32,190
168	60	12-14	P-Lam	2	106 x 25	3	34621/5SE	29,300
168	66	12-14	Wood	2	106 x 25	3	34622/2SE	34,710
168	66	12-14	P-Lam	2	106 x 25	3	34622/5SE	31,590
168	72	12-14	Wood	2	106 x 29	3	34623/2SE	37,875
168	72	12-14	P-Lam	2	106 x 29	3	34623/5SE	34,470
180	48	12-14	Wood	3	118 x 21	3	34624/2SE	28,725
180	48	12-14	P-Lam	3	118 x 21	3	34624/5SE	26,145
180	54	14-16	Wood	3	118 x 21	3	34625/2SE	31,260
180	54	14-16	Wood	3	118 x 21	3	34625/5SE	28,455
180	60	14-16	Wood	3	118 x 25	3	34626/2SE	33,815
180	60	14-16	Wood	3	118 x 25	3	34626/5SE	30,770
180	66	14-16	Wood	3	118 x 25	3	34627/2SE	36,545
180	66	14-16	Wood	3	118 x 25	3	34627/5SE	33,260
180	72	14-16	Wood	3	118 x 29	3	34628/2SE	39,145
180	72	14-16	Wood	3	118 x 29	3	34628/5SE	35,625
192	54	14-16	Wood	4	130 x 21	3	34629/2SE	33,660
192	54	14-16	Wood	4	130 x 21	3	34629/5SE	30,635
192	60	14-16	Wood	4	130 x 25	3	34630/2SE	36,450
192	60	14-16	Wood	4	130 x 25	3	34630/5SE	33,175
192	66	14-16	Wood	4	130 x 25	3	34631/2SE	39,425
192	66	14-16	Wood	4	130 x 25	3	34631/5SE	35,880
192	72	14-16	Wood	4	130 x 29	3	34632/2SE	42,290
192	72	14-16	Wood	4	130 x 29	3	34632/5SE	38,480
204	54	16-18	Wood	4	142 x 21	3	34633/2SE	35,180
204	54	16-18	Wood	4	142 x 21	3	34633/5SE	32,020
204	60	16-18	Wood	4	142 x 25	3	34634/2SE	38,130
204	60	16-18	Wood	4	142 x 25	3	34634/5SE	34,700
204	66	16-18	Wood	4	142 x 25	3	34635/2SE	41,300
204	66	16-18	Wood	4	142 x 25	3	34635/5SE	37,590
204	72	16-18	Wood	4	142 x 29	3	34636/2SE	44,335
204	72	16-18	Wood	4	142 x 29	3	34636/5SE	40,355
204	78	16-18	Wood	4	142 x 29	3	34637/2SE	47,340
204	78	16-18	Wood	4	142 x 29	3	34637/5SE	43,080

VOX® SUMMIT CONFERENCE

SUPER ELLIPSE SHAPE

Design - Nienkämper



Specify edge type; add the two letter code after the model number.



Facet Edge (FC)



Taper Edge (TE)



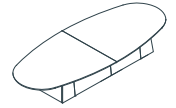
Self Edge (SE)



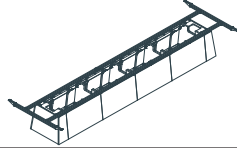
Flowform Edge (FF)
5% upcharge
laminates not available



Camber Edge (CE)
5% upcharge



Quadruple Mid Section Base 29" Table Height



*Table height when power drawers are order is 30"

*Based on a chair width of 25"

L"	x	D"	Sugg Seat Capacity	Top Finish	Top Sections	Base Size L" x W"	Base Sections	Model Number	List Price
216	54	16-18	16-18	Wood	4	150 x 21	4	34638/2SE	37,795
216	54	16-18	16-18	Wood	4	150 x 21	4	34638/5SE	34,400
216	60	16-18	16-18	Wood	4	150 x 25	4	34639/2SE	41,015
216	60	16-18	16-18	Wood	4	150 x 25	4	34639/5SE	37,330
216	66	16-18	16-18	Wood	4	150 x 25	4	34640/2SE	44,445
216	66	16-18	16-18	Wood	4	150 x 25	4	34640/5SE	40,445
216	72	16-18	16-18	Wood	4	150 x 29	4	34641/2SE	47,755
216	72	16-18	16-18	Wood	4	150 x 29	4	34641/5SE	43,455
216	78	16-18	16-18	Wood	4	150 x 33	4	34642/2SE	51,020
216	78	16-18	16-18	Wood	4	150 x 33	4	34642/5SE	46,425
228	54	16-18	16-18	Wood	4	166 x 21	4	34644/2SE	41,630
228	54	16-18	16-18	Wood	4	166 x 21	4	34644/5SE	37,885
228	60	16-18	16-18	Wood	4	166 x 25	4	34645/2SE	45,160
228	60	16-18	16-18	Wood	4	166 x 25	4	34645/5SE	41,100
228	66	18-20	18-20	Wood	4	166 x 25	4	34646/2SE	49,885
228	66	18-20	18-20	Wood	4	166 x 25	4	34646/5SE	45,405
228	72	18-20	18-20	Wood	4	166 x 29	4	34647/2SE	52,425
228	72	18-20	18-20	Wood	4	166 x 29	4	34647/5SE	47,715
228	78	18-20	18-20	Wood	4	166 x 29	4	34648/2SE	55,975
228	78	18-20	18-20	Wood	4	166 x 29	4	34648/5SE	50,950
228	84	18-20	18-20	Wood	4	166 x 33	4	34649/2SE	59,410
228	84	18-20	18-20	Wood	4	166 x 33	4	34649/5SE	54,070
240	54	18-20	18-20	Wood	4	182 x 21	4	34650/2SE	44,070
240	54	18-20	18-20	Wood	4	182 x 21	4	34650/5SE	40,110
240	60	18-20	18-20	Wood	4	182 x 25	4	34651/2SE	47,795
240	60	18-20	18-20	Wood	4	182 x 25	4	34651/5SE	43,495
240	66	18-20	18-20	Wood	4	182 x 25	4	34652/2SE	51,680
240	66	18-20	18-20	Wood	4	182 x 25	4	34652/5SE	47,035
240	72	18-20	18-20	Wood	4	182 x 29	4	34653/2SE	55,595
240	72	18-20	18-20	Wood	4	182 x 29	4	34653/5SE	50,590
240	78	18-20	18-20	Wood	4	182 x 29	4	34654/2SE	59,415
240	78	18-20	18-20	Wood	4	182 x 29	4	34654/5SE	54,075
240	84	18-20	18-20	Wood	4	182 x 33	4	34655/2SE	63,065
240	84	18-20	18-20	Wood	4	182 x 33	4	34655/5SE	57,395

VOX® SUMMIT CONFERENCE

RACETRACK SHAPE

Design - Nienkämper



Specify edge type; add the two letter code after the model number.



Facet Edge (FC)



Taper Edge (TE)



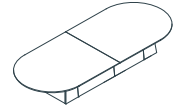
Self Edge (SE)



Flowform Edge (FF)
5% upcharge
laminates not available



Camber Edge (CE)
5% upcharge



SINGLE Mid Section Base 29" Table Height



*Table height when power drawers are order is 30"

*Based on a chair width of 25"

L" x D"	Sugg Seat Capacity	Top Finish	Top Sections	Base Size L" x W"	Base Sections	Model Number	List Price
96 x 48	6-8	Wood	1	41 x 21	1	34600/2RK	13,970
96 x 48	6-8	P-Lam	1	41 x 21	1	34600/5RK	12,715
108 x 48	6-8	Wood	2	54 x 21	1	34603/2RK	15,155
108 x 48	6-8	P-Lam	2	54 x 21	1	34603/5RK	13,795

DOUBLE Mid Section Base 29" Table Height



120 x 48	8-10	Wood	2	60 x 21	2	34606/2RK	17,570
120 x 48	8-10	P-Lam	2	60 x 21	2	34606/5RK	15,995
120 x 54	8-10	Wood	2	60 x 21	2	34607/2RK	19,490
120 x 54	8-10	P-Lam	2	60 x 21	2	34607/5RK	17,735
132 x 48	8-10	Wood	2	78 x 21	2	34609/2RK	19,195
132 x 48	8-10	P-Lam	2	78 x 21	2	34609/5RK	17,465
132 x 54	8-10	Wood	2	78 x 21	2	34610/2RK	21,120
132 x 54	8-10	P-Lam	2	78 x 21	2	34610/5RK	19,220
144 x 48	10-12	Wood	2	86 x 21	2	34612/2RK	22,385
144 x 48	10-12	P-Lam	2	86 x 21	2	34612/5RK	20,370
144 x 54	10-12	Wood	2	86 x 21	2	34613/2RK	24,330
144 x 54	10-12	P-Lam	2	86 x 21	2	34613/5RK	22,145
144 x 60	10-12	Wood	2	86 x 25	2	34614/2RK	26,190
144 x 60	10-12	P-Lam	2	86 x 25	2	34614/5RK	23,835
156 x 48	12-14	Wood	2	94 x 21	2	34615/2RK	23,965
156 x 48	12-14	P-Lam	2	94 x 21	2	34615/5RK	21,815
156 x 54	12-14	Wood	2	94 x 21	2	34616/2RK	26,100
156 x 54	12-14	P-Lam	2	94 x 21	2	34616/5RK	23,755
156 x 60	12-14	Wood	2	94 x 25	2	34617/2RK	28,180
156 x 60	12-14	P-Lam	2	94 x 25	2	34617/5RK	25,645
156 x 66	12-14	Wood	3	94 x 25	2	34618/2RK	30,455
156 x 66	12-14	P-Lam	3	94 x 25	2	34618/5RK	27,715

Standard Features:

- Tops are 1¼" thick and available along with the base in all Nienkämper veneers, stains, finishes, and plastic laminates.
- Stone and glass tops are also available upon special request – contact Customer Service at 800.668.9318 for more information.
- Bases are constructed from a metal cross beam frame that supports particle core panels laminated with premium veneer or multiple choices of plastic laminates.
- Large side panels lift off for efficient access to cabling and power source requirements.
- The central monolithic base makes Summit a perfect choice for Vox® Power drawers but all Vox® Forum styles are also compatible.



VOX® SUMMIT CONFERENCE

RACETRACK SHAPE

Design - Nienkämper



Specify edge type; add the two letter code after the model number.



Facet Edge (FC)



Taper Edge (TE)



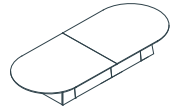
Self Edge (SE)



Flowform Edge (FF)
5% upcharge
laminates not available

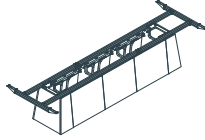


Camber Edge (CE)
5% upcharge



TRIPLE

Mid Section Base
29" Table Height



*Table height when power drawers are order is 30"

L" x D"		*Based on a chair width of 25"		Base Size		Base		List Price	
L"	D"	Sugg Seat Capacity	Top Finish	Top Sections	L" x W"	Base Sections	Model Number		List Price
168	48	12-14	Wood	2	106 x 21	3	34619/2RK		26,705
168	48	12-14	P-Lam	2	106 x 21	3	34619/5RK		24,310
168	54	12-14	Wood	2	106 x 21	3	34620/2RK		29,040
168	54	12-14	P-Lam	2	106 x 21	3	34620/5RK		26,430
168	60	12-14	Wood	2	106 x 25	3	34621/2RK		31,350
168	60	12-14	P-Lam	2	106 x 25	3	34621/5RK		28,530
168	66	12-14	Wood	2	106 x 25	3	34622/2RK		33,810
168	66	12-14	P-Lam	2	106 x 25	3	34622/5RK		30,765
168	72	12-14	Wood	2	106 x 29	3	34623/2RK		36,890
168	72	12-14	P-Lam	2	106 x 29	3	34623/5RK		33,575
180	48	12-14	Wood	3	118 x 21	3	34624/2RK		27,965
180	48	12-14	P-Lam	3	118 x 21	3	34624/5RK		25,450
180	54	14-16	Wood	3	118 x 21	3	34625/2RK		30,470
180	54	14-16	Wood	3	118 x 21	3	34625/5RK		27,735
180	60	14-16	Wood	3	118 x 25	3	34626/2RK		32,930
180	60	14-16	Wood	3	118 x 25	3	34626/5RK		29,975
180	66	14-16	Wood	3	118 x 25	3	34627/2RK		35,565
180	66	14-16	Wood	3	118 x 25	3	34627/5RK		32,370
180	72	14-16	Wood	3	118 x 29	3	34628/2RK		38,090
180	72	14-16	Wood	3	118 x 29	3	34628/5RK		34,670
192	54	14-16	Wood	4	130 x 21	3	34629/2RK		32,780
192	54	14-16	Wood	4	130 x 21	3	34629/5RK		29,835
192	60	14-16	Wood	4	130 x 25	3	34630/2RK		35,450
192	60	14-16	Wood	4	130 x 25	3	34630/5RK		32,265
192	66	14-16	Wood	4	130 x 25	3	34631/2RK		38,340
192	66	14-16	Wood	4	130 x 25	3	34631/5RK		34,895
192	72	14-16	Wood	4	130 x 29	3	34632/2RK		41,105
192	72	14-16	Wood	4	130 x 29	3	34632/5RK		37,410
204	54	16-18	Wood	4	142 x 21	3	34633/2RK		34,235
204	54	16-18	Wood	4	142 x 21	3	34633/5RK		31,160
204	60	16-18	Wood	4	142 x 25	3	34634/2RK		37,090
204	60	16-18	Wood	4	142 x 25	3	34634/5RK		33,755
204	66	16-18	Wood	4	142 x 25	3	34635/2RK		40,125
204	66	16-18	Wood	4	142 x 25	3	34635/5RK		36,515
204	72	16-18	Wood	4	142 x 29	3	34636/2RK		43,055
204	72	16-18	Wood	4	142 x 29	3	34636/5RK		39,180
204	78	16-18	Wood	4	142 x 29	3	34637/2RK		45,985
204	78	16-18	Wood	4	142 x 29	3	34637/5RK		41,845

VOX® SUMMIT CONFERENCE

RACETRACK SHAPE

Design - Nienkämper



Specify edge type; add the two letter code after the model number.



Facet Edge (FC)



Taper Edge (TE)



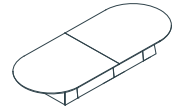
Self Edge (SE)



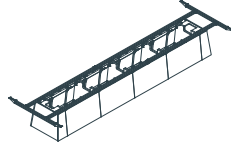
Flowform Edge (FF)
5% upcharge
laminates not available



Camber Edge (CE)
5% upcharge



Quadruple Mid Section Base 29" Table Height



*Table height when power drawers are order is 30"

*Based on a chair width of 25"

L"	x	D"	Sugg Seat Capacity	Top Finish	Top Sections	Base Size L" x W"	Base Sections	Model Number	List Price
216	54	16-18	16-18	Wood	4	150 x 21	4	34638/2RK	36,770
216	54	16-18	16-18	Wood	4	150 x 21	4	34638/5RK	33,465
216	60	16-18	16-18	Wood	4	150 x 25	4	34639/2RK	39,865
216	60	16-18	16-18	Wood	4	150 x 25	4	34639/5RK	36,285
216	66	16-18	16-18	Wood	4	150 x 25	4	34640/2RK	43,165
216	66	16-18	16-18	Wood	4	150 x 25	4	34640/5RK	39,285
216	72	16-18	16-18	Wood	4	150 x 29	4	34641/2RK	46,365
216	72	16-18	16-18	Wood	4	150 x 29	4	34641/5RK	42,195
216	78	16-18	16-18	Wood	4	150 x 33	4	34642/2RK	49,515
216	78	16-18	16-18	Wood	4	150 x 33	4	34642/5RK	45,065
228	54	16-18	16-18	Wood	4	166 x 21	4	34644/2RK	40,540
228	54	16-18	16-18	Wood	4	166 x 21	4	34644/5RK	36,895
228	60	16-18	16-18	Wood	4	166 x 25	4	34645/2RK	43,910
228	60	16-18	16-18	Wood	4	166 x 25	4	34645/5RK	39,965
228	66	18-20	18-20	Wood	4	166 x 25	4	34646/2RK	48,510
228	66	18-20	18-20	Wood	4	166 x 25	4	34646/5RK	44,150
228	72	18-20	18-20	Wood	4	166 x 29	4	34647/2RK	50,940
228	72	18-20	18-20	Wood	4	166 x 29	4	34647/5RK	46,360
228	78	18-20	18-20	Wood	4	166 x 29	4	34648/2RK	54,365
228	78	18-20	18-20	Wood	4	166 x 29	4	34648/5RK	49,475
228	84	18-20	18-20	Wood	4	166 x 33	4	34649/2RK	57,645
228	84	18-20	18-20	Wood	4	166 x 33	4	34649/5RK	52,465
240	54	18-20	18-20	Wood	4	182 x 21	4	34650/2RK	42,855
240	54	18-20	18-20	Wood	4	182 x 21	4	34650/5RK	39,000
240	60	18-20	18-20	Wood	4	182 x 25	4	34651/2RK	46,480
240	60	18-20	18-20	Wood	4	182 x 25	4	34651/5RK	42,300
240	66	18-20	18-20	Wood	4	182 x 25	4	34652/2RK	50,230
240	66	18-20	18-20	Wood	4	182 x 25	4	34652/5RK	45,705
240	72	18-20	18-20	Wood	4	182 x 29	4	34653/2RK	53,975
240	72	18-20	18-20	Wood	4	182 x 29	4	34653/5RK	49,125
240	78	18-20	18-20	Wood	4	182 x 29	4	34654/2RK	57,695
240	78	18-20	18-20	Wood	4	182 x 29	4	34654/5RK	52,500
240	84	18-20	18-20	Wood	4	182 x 33	4	34655/2RK	61,215
240	84	18-20	18-20	Wood	4	182 x 33	4	34655/5RK	55,715

VOX® SUMMIT CONFERENCE

CLOSED VISTA SHAPE

Design - Nienkämper



Specify edge type; add the two letter code after the model number.



Facet Edge (FC)



Taper Edge (TE)



Self Edge (SE)

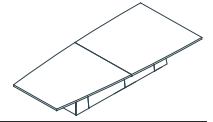


Flowform Edge (FF)
5% upcharge
laminates not available



Camber Edge (CE)
5% upcharge

All Closed Vista shape table sizes available with optional 6" radius "Soft" corner (must be specified at time of order)



SINGLE Mid Section Base 29" Table Height



*Table height when power drawers are order is 30"

*Based on a chair width of 25"

L"	x	D"	Sugg Seat Capacity	Top Finish	Top Sections	Base Size L" x W"	Base Sections	Model Number	List Price
96		43-60	6-8	Wood	1	41 x 21	1	34656/2CV	15,290
96		43-60	6-8	P-Lam	1	41 x 21	1	34656/5CV	12,835
108		43-60	6-8	Wood	2	54 x 21	1	34657/2CV	16,725
108		43-60	6-8	P-Lam	2	54 x 21	1	34657/5CV	13,970

DOUBLE Mid Section Base 29" Table Height



120		43-60	8-10	Wood	2	60 x 21	2	34658/2CV	19,500
120		43-60	8-10	P-Lam	2	60 x 21	2	34658/5CV	16,410
132		43-60	8-10	Wood	2	78 x 21	2	34659/2CV	21,150
132		43-60	8-10	P-Lam	2	78 x 21	2	34659/5CV	17,690
144		43-60	10-12	Wood	2	86 x 21	2	34660/2CV	24,845
144		43-60	10-12	P-Lam	2	86 x 21	2	34660/5CV	21,010
144		48-66	10-12	Wood	3	86 x 21	2	34661/2CV	26,510
144		48-66	10-12	P-Lam	3	86 x 21	2	34661/5CV	22,335
156		43-60	12-14	Wood	2	94 x 21	2	34662/2CV	26,430
156		43-60	12-14	P-Lam	2	94 x 21	2	34662/5CV	22,270
156		48-66	12-14	Wood	3	94 x 21	2	34663/2CV	28,225
156		48-66	12-14	P-Lam	3	94 x 21	2	34663/5CV	23,670

Standard Features:

- Tops are 1¼" thick and available along with the base in all Nienkämper veneers, stains, finishes, and plastic laminates.
- Stone and glass tops are also available upon special request – contact Customer Service at 800.668.9318 for more information.
- Bases are constructed from a metal cross beam frame that supports particle core panels laminated with premium veneer or multiple choices of plastic laminates.
- Large side panels lift off for efficient access to cabling and power source requirements.
- The central monolithic base makes Summit a perfect choice for Vox® Power drawers but all Vox® Forum styles are also compatible.



VOX® SUMMIT CONFERENCE

CLOSED VISTA SHAPE

Design - Nienkämper



Specify edge type; add the two letter code after the model number.



Facet Edge (FC)



Taper Edge (TE)



Self Edge (SE)

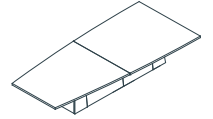


Flowform Edge (FF)
5% upcharge
laminates not available

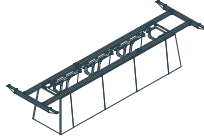


Camber Edge (CE)
5% upcharge

All Closed Vista shape table sizes available with optional 6" radius "Soft" corner (must be specified at time of order)



TRIPLE Mid Section Base 29" Table Height



*Table height when power drawers are order is 30"

*Based on a chair width of 25"

L" x D"	Sugg Seat Capacity	Top Finish	Top Sections	Base Size L" x W"	Base Sections	Model Number	List Price
168 x 43-60	12-14	Wood	2	106 x 21	3	34664/2CV	29,880
168 x 43-60	12-14	P-Lam	2	106 x 21	3	34664/5CV	24,435
168 x 48-66	12-14	Wood	3	106 x 21	3	34665/2CV	31,880
168 x 48-66	12-14	P-Lam	3	106 x 21	3	34665/5CV	29,015
180 x 43-60	12-14	Wood	3	118 x 21	3	34666/2CV	30,545
180 x 43-60	12-14	P-Lam	3	118 x 21	3	34666/5CV	27,800
180 x 48-66	14-16	Wood	3	118 x 21	3	34667/2CV	32,955
180 x 48-66	14-16	Wood	3	118 x 21	3	34667/5CV	30,000
180 x 53-72	14-16	Wood	3	118 x 25	3	34668/2CV	35,410
180 x 53-72	14-16	Wood	3	118 x 25	3	34668/5CV	32,230
180 x 58-78	14-16	Wood	3	118 x 25	3	34669/2CV	37,630
180 x 58-78	14-16	Wood	3	118 x 25	3	34669/5CV	34,250
192 x 43-60	14-16	Wood	4	130 x 21	3	34670/2CV	32,585
192 x 43-60	14-16	Wood	4	130 x 21	3	34670/5CV	29,650
192 x 48-66	14-16	Wood	4	130 x 25	3	34671/2CV	34,905
192 x 48-66	14-16	Wood	4	130 x 25	3	34671/5CV	31,770
192 x 53-72	14-16	Wood	4	130 x 25	3	34672/2CV	37,530
192 x 53-72	14-16	Wood	4	130 x 25	3	34672/5CV	34,155
204 x 43-60	16-18	Wood	4	142 x 21	3	34673/2CV	34,010
204 x 43-60	16-18	Wood	4	142 x 21	3	34673/5CV	30,955
204 x 48-66	16-18	Wood	4	142 x 25	3	34674/2CV	36,785
204 x 48-66	16-18	Wood	4	142 x 25	3	34674/5CV	33,480
204 x 53-72	16-18	Wood	4	142 x 25	3	34675/2CV	39,600
204 x 53-72	16-18	Wood	4	142 x 25	3	34675/5CV	36,040

VOX® SUMMIT CONFERENCE

CLOSED VISTA SHAPE

Design - Nienkämper



Specify edge type; add the two letter code after the model number.



Facet Edge (FC)



Taper Edge (TE)



Self Edge (SE)

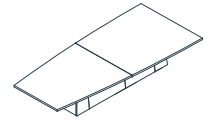


Flowform Edge (FF)
5% upcharge
laminates not available

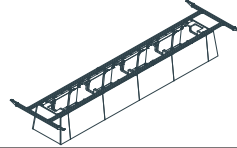


Camber Edge (CE)
5% upcharge

All Closed Vista shape table sizes available with optional 6" radius "Soft" corner (must be specified at time of order)



Quadruple Mid Section Base 29" Table Height



*Table height when power drawers are order is 30"

*Based on a chair width of 25"

L" x D"	Sugg Seat Capacity	Top Finish	Top Sections	Base Size L" x W"	Base Sections	Model Number	List Price
216 x 43-60	16-18	Wood	4	150 x 21	4	34676/2CV	36,215
216 x 43-60	16-18	Wood	4	150 x 21	4	34676/5CV	32,955
216 x 48-66	16-18	Wood	4	150 x 25	4	34677/2CV	38,890
216 x 48-66	16-18	Wood	4	150 x 25	4	34677/5CV	35,400
216 x 53-72	16-18	Wood	4	150 x 25	4	34678/2CV	41,825
216 x 53-72	16-18	Wood	4	150 x 25	4	34678/5CV	38,065
216 x 58-78	16-18	Wood	4	150 x 29	4	34679/2CV	44,845
216 x 58-78	16-18	Wood	4	150 x 29	4	34679/5CV	40,810
228 x 43-60	16-18	Wood	4	166 x 21	4	34680/2CV	39,990
228 x 43-60	16-18	Wood	4	166 x 21	4	34680/5CV	36,395
228 x 48-66	16-18	Wood	4	166 x 25	4	34681/2CV	42,830
228 x 48-66	16-18	Wood	4	166 x 25	4	34681/5CV	38,980
228 x 53-72	18-20	Wood	4	166 x 25	4	34682/2CV	45,985
228 x 53-72	18-20	Wood	4	166 x 25	4	34682/5CV	41,845
228 x 58-78	18-20	Wood	4	166 x 29	4	34683/2CV	49,025
228 x 58-78	18-20	Wood	4	166 x 29	4	34683/5CV	44,620
228 x 63-84	18-20	Wood	4	166 x 29	4	34684/2CV	52,090
228 x 63-84	18-20	Wood	4	166 x 29	4	34684/5CV	47,405
240 x 43-60	18-20	Wood	4	182 x 21	4	34685/2CV	41,965
240 x 43-60	18-20	Wood	4	182 x 21	4	34685/5CV	38,195
240 x 48-66	18-20	Wood	4	182 x 25	4	34686/2CV	45,010
240 x 48-66	18-20	Wood	4	182 x 25	4	34686/5CV	40,960
240 x 53-72	18-20	Wood	4	182 x 25	4	34687/2CV	48,355
240 x 53-72	18-20	Wood	4	182 x 25	4	34687/5CV	44,010
240 x 58-78	18-20	Wood	4	182 x 29	4	34688/2CV	51,575
240 x 58-78	18-20	Wood	4	182 x 29	4	34688/5CV	46,935
240 x 63-84	18-20	Wood	4	182 x 29	4	34689/2CV	54,795
240 x 63-84	18-20	Wood	4	182 x 29	4	34689/5CV	49,865

TERMS AND CONDITIONS OF SALE

PRICES

All prices are list prices, FOB our Toronto Factory- freight charges are extra. Packing and/ or crating is available, if required, upcharges apply.

Due to existing conditions in regard to cost of labor and materials, we reserve the right to change prices without notice.

TERMS

Net 30 days from date of invoice to accredited buyers. Two per cent (2%) interest charged monthly on overdue accounts. Deposit of 50% is required with order. Terms will be established upon credit evaluation. Due to delays in processing references, first orders may be treated as C.B.D. orders.

ORDER CONFIRMATION

Orders are accepted upon issuance of our order confirmation and are subject to the terms set forth therein; notwithstanding any variance from the terms of the buyer's order form.

Nienkämper is not liable for any delay or failure to deliver caused by labor or transportation difficulties, accidents, acts of God, failure of sources of supply, or other causes beyond our control, and changes will affect the delivery date.

CHANGE OF ORDERS OR CANCELLATIONS

Changes or cancellations are subject to our ability to conform. A charge will be levied against canceled or changed orders based on costs already incurred by Nienkämper. All changes must be in writing and submitted on a revised purchase order. Changes will affect the delivery date.

STORAGE

If goods cannot be accepted when ready, we may transfer them to storage (which is to be deemed as delivery for invoice purposes). The customer accepts risks and will be charged at prevailing rates.

FREIGHT

All prices are list prices, FOB our Toronto Factory- freight charges are extra.

Packing and/or crating are available, if required, upcharges apply.

CLAIMS

All furniture is given to the carrier and signed for in good condition. It is the responsibility of the receiver to sign for the goods in the presence of the carrier and note the condition in which they are received. Freight claims should be filed with the carrier.

WARRANTY

There are no express or implied warranties, conditions and obligations of the manufacturer, whether statutory or otherwise that extend beyond the description on the face hereof. Our furniture is made to the highest standard and is warranted free from defects of material and workmanship for five years from the date of delivery. During the warranty period we will repair or replace such merchandise as shall prove to be defective, during normal usage in accordance with manufacturer's specifications. The manufacturer shall not be liable for defect wholly attributable to normal manufacturing process. Replacement or repair of the Product shall be the sole remedy of the Customer, and the manufacturer shall not be liable for any direct, indirect, incidental, or consequential loss or damage suffered by the Customer by reason of any defect in workmanship or manufacture of the Product or inability to use the Product. Moreover, this warranty does not cover accidental damage, abuse, alteration, ordinary wear and tear of Goods, negligence and misuse nor variations over which we have no control such as heat or humidity or damage to which the Goods are connected that is not attributable to the failure of the goods themselves. This warranty is null and void when the product is installed with hardware other than that supplied and/or when installed differently than recommended in the installation guide. Modification to the product or hardware may result in failure of the product and cause damage and/or injury.

WOOD FINISHES

Nienkämper offers a wide variety of standard light finishes on cherry, mahogany and figured anagre wood veneers, and a clear natural finish on figured anagre, figured sycamore, maple, bird's eye maple and curly maple.

Light finishes do not mask the grain and other characteristics of each wood species. It is important to understand that pieces of the same type of wood will not look identical when a light finish is used. The appearance of the finish will also depend on the natural color of the veneer. Cherry darkens over time as the wood ages. Pin knots and gum pockets are inherent traits.

Wood is a naturally variable raw material; its variances are not within the furniture manufacturer's control and are therefore not considered defects under this warranty.