

Number Explorer Missions



**Make a pile of 9 toys.
Try to split your pile into three.
Make sure each pile has the same
number of toys.**



**Count the number of toys in each pile.
Now count how many toys there are
all together.**



Play Together

Finding Threes! Cut out the 9 squares on the extra printable sheet, or use 9 square sticky notes. Lay them out in a square, just like Numberblock Nine. Can your child count all the pieces? Can they find a row of 3 pieces inside the group? How many rows of 3 can they find? What other numbers can they see inside 9? Can they find any numbers inside those numbers?

For your next mission, find the episode 'Odds and Evens'

The Three Threes


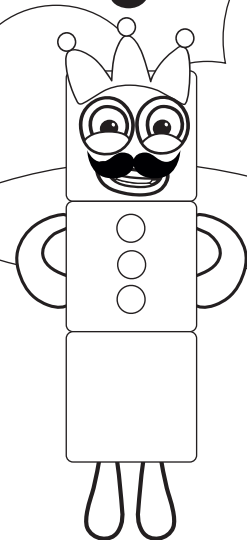

This mission belongs to

Roll up, roll up, roll up!
We are the three threes!

3

3

3



Numbers to 10



Partitioning 9 and
3 into equal groups



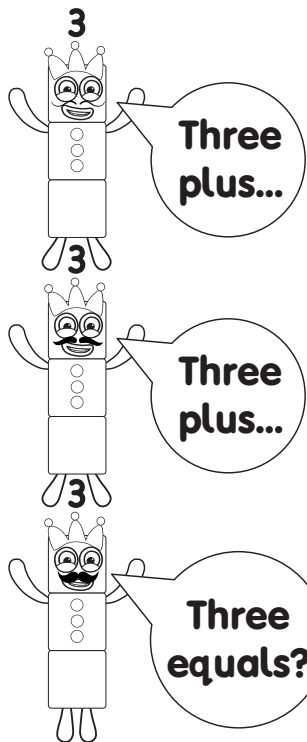

The Three Threes

Draw and count!

2

Nine is in 3 pieces! How many blocks are in each piece? Count them.

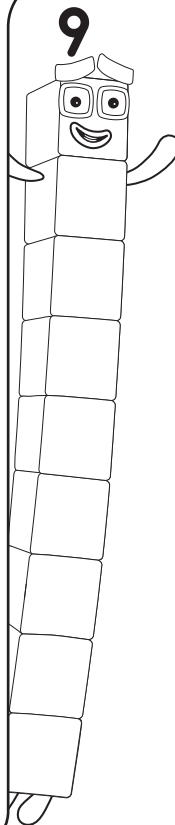
Bonus challenge: can you make each piece look like Three?



Spot it!

Look! The Three Threes have fallen on top of each other!



Look carefully at the shape. Who does that look like? Can you find them somewhere on the page?



Who is it?





3

The Three Threes to the rescue! Which Numberblock can they make together? Point to them and say their name



Match up!

Draw a line to match Nine to the Numberblocks who can make him.



Finding Threes!

