

Number Explorer Missions



Try singing the Twelve Days of Christmas with your own gifts, instead of the ones in the song. What could you start with, instead of a Partridge in a Pear Tree?



Count up to 12. Now try counting backward from 12 to 0.



Try counting to 12 in twos. Start at 2 and see how far you get. Can you count down again in 2s?



Play Together

Cut-out Christmas Trees. Cut out all the triangle shapes and use them to make a Christmas tree with your little learner. Start with a long row of however many triangles you want (up to 12), then add rows on top, making each row 1 triangle smaller. You could make a huge tree, or a tiny one! How many triangles have you used altogether?

The 12 Days of Christmas

This mission belongs to _____

Who can you see? Say their names.
Who is missing? Shout it out!



Numbers to 12



Number Patterns



The Twelve Days of Christmas

Look and Count

Can you say or count how many things are on each row of the Christmas Tree? How many things are missing from the bottom row?



Choo! Choo!

How many carriages can you count? Who do you think should be driving? Can you colour in the Numberblock at the front?



Find it

Can you find all the Drummers Drumming on the page? How many are there?




Down From 12




Starting from the bottom of the tree, count each row starting from 12 and counting down.



EXTRA: How many stars are on the top of the tree?
Can you decorate it?



Cut-out Christmas Tree



Christmas Matching

Stick this page to card and colour in the Numberblocks. Then cut out all your cards. Shuffle them and arrange them face down so that no cards overlap. Take turns with your little learner to turn over pairs of cards. If you match a Numberblock and the right number of gifts, keep the cards. The player with the most pairs at the end of the game wins. You can play this game with up to 4 people!

