

# Number Explorer Missions



Look at all of the answers in the nine times table. Can you spot any number patterns? Can you see how the first digit counts up from 0 to 9 and the second digit counts down from 9 to 0? What happens if you add the two digits together?

$$\begin{array}{l} 1 \times 9 = 09 \\ 2 \times 9 = 18 \\ 3 \times 9 = 27 \\ 4 \times 9 = 36 \\ 5 \times 9 = 45 \\ 6 \times 9 = 54 \\ 7 \times 9 = 63 \\ 8 \times 9 = 72 \\ 9 \times 9 = 81 \\ 10 \times 9 = 90 \end{array}$$



Make your own magic wand by rolling foil into a wand shape. Decorate it with colourful tissue paper and stickers, if you like. Why not put on your own magic show. You could use the hands on the extra sheet to perform the tricks inside this booklet.



Say this rhyme to remember that  $9 \times 9 = 81$ .  
Nine and Nine had lots of fun!  
Together they made Eighty-one.



For your next mission, find the episode 'Nine's Time to Shine'



# The Magical Nines

This sparkly adventure belongs to...



Hello magic fans!

90



Colour Ninety hosting a magic show!



Up to 100



Times Tables



The Magical Nines



# Magic show!



Try Ninety's trick to work out who the Magical Nines are.  
Find the helping hands on the extra sheet.



1. Put the thumb down.

$1 \times 9 = \square$

2. How many fingers are still upright?

I'm Nine!

1. Put the thumb back up, then put the second finger down.

$2 \times 9 = \square$

8 ones

I ten

It's me, Eighteen!

18

Now you try!

$3 \times 9 = \square$

I'm Twenty-seven.

27

$4 \times 9 = \square$

I'm Thirty-six.

36

$5 \times 9 = \square$

I'm Forty-five!

45

$6 \times 9 = \square$

I'm Fifty-four

54

$7 \times 9 = \square$

Sixty-three here!

63

$8 \times 9 = \square$

It's me, Seventy-two!

72

$9 \times 9 = \square$

I'm Eighty-one!

81

$10 \times 9 = \square$

It's me, Ninety!


90

# Helping hands!

Colour and snip out the wooden hands, and try using them with the magic tricks inside the booklet.



Can you say the  
Magical Nines as you  
make them?



Fold along the  
dotty lines!

**Top tip**

Stick the page  
to card before  
snipping to  
make the  
hands more  
sturdy.