

Number Explorer Missions



With your Blockzee craft weigh some small items like coins, scrunched up paper and an eraser. Place one item in one cup. Then your grown-up picks out another thing and asks: 'Is it heavier or lighter?' Can you guess which weighs more?



Sink or float? Fill a bowl with water and grab some items, like coins, pebbles and leaves. Say whether you think the item will sink or float before placing it in the bowl. Were you correct?



Have fun baking with your grown-up! Find a recipe you'd like to try, and help measure things by weight. Yummy!



Go on a scavenger hunt with your grown-up. Can they make a list of items you have to find, including small, medium and large ones. Can you find them all and compare how much they weigh? Are big items always heavier than small items?

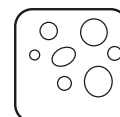
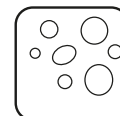
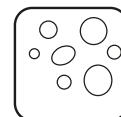

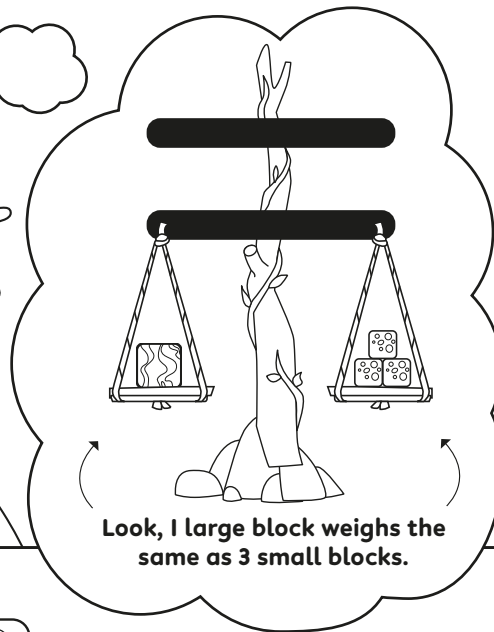



For your next mission, find the episode 'As Tall as the Sun'.

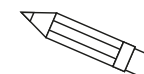
Feeding Time

This feeding mission belongs to...

Blockzee wants to eat blockfruit that weigh the same!



Circle two groups of blockfruit, so each group weighs the same. Then draw lines from each group to Blockzee's mouth to feed her!



Up to 20



Measuring



Feeding Time

Blockfruit puzzles!

Can you work out if the blockfruit is heavier, lighter or the same?

Use this guide to help you!



heavier than



lighter than



weighs the same

Tick the fruit that is heavier.

4

These must weigh the same. Tick them both!

2

Circle two groups to show blockfruit that weigh the same!

Tick the fruit that is lighter.

3

1 big blockfruit is lighter than 6 small ones.


Draw the symbol here

Weigh station!

Make your own Blockzee to compare weights.

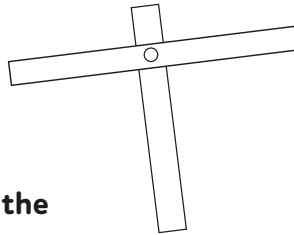
You'll need:

- thick cardboard
- scissors and glue
- a split pin
- thread
- 2 paper cups



How to make

1. Snip out two long pieces of cardboard. Stick a split pin through the centre of one, and then through the top of the second piece, to make a cross.



2. Snip out Blockzee. Glue the top half of her face on to the vertical card piece. Glue the bottom half on the horizontal card piece, below the top half.

3. Stick on little card legs, to help the scale stand up.

4. Poke two holes in either side of the paper cups, then push the thread through. Hang them on the outer card piece. You're ready to play!

