


# Alphablocks Explorer



Can you sing like **I? i! i! i!**  
Try using your most **important** voice.



Look **inside** a book for **i** and **n**.  
Can you find them?



Shake your head and say **n-n-n!**



Find a box or a bucket and put some  
toys **in** it. If it's big enough, maybe you  
can get **in** it too!



Here's a tongue twister to try with a grown up:

**Nana needs ninety-nine nibbling  
noodle nabbers.**

Whose sounds can you hear?




Well done!

For your next mission, find the episode 'Man'



# In

Who can you see?  
Tap each Alphablock and say their sound.



**I** is important and  
interesting. **i! i! i!**  
It's time to sing.

**N** says **no, no, no,**  
**no, no! n! n! n!**  
I will not go!



Level 1




Meet I and N




In

# In a maze!

Draw lines through the maze to help **I** and **N** reach the **t-i-n**!





Can you sound out the word? **t-i-n, tin!**



## Word Magic!


What words can you see? Use the Alphablocks to help you read!



# Match it!

Draw lines to match **I** to all the words that have **i** in them.


- sit
- pat
- sat
- tip
- in
- tap
- nip





## Play Together




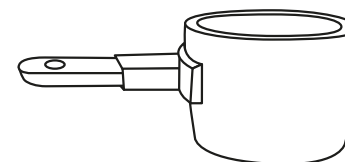

Cut out the cards on these sheets and hide them around the room. Give your little learner the Find list and see if they can find all the hidden cards. You might need to give them clues to help them. The p-a-n pan is under something red, for example.




Try making and hiding new cards with the Alphablocks your little learner knows.



## Find!







i



n



Keep these cards to add to your word collection.



Get a Badge!

**Well done!**

Here's a badge for your incredible work!

Cut it out and colour it!

