

Number Explorer Missions



Line up 20 pebbles on the ground in 2 rows of 10 to make your own rekenrek. Can you use it to add things together, like red and black cars, or big and small dogs?



Write numbers between 1 and 10 on pieces of paper. Make sure you have 2 of each number. Pop the numbers in a hat, pick out 2 numbers and use your Rekenrek to add the numbers together.



Play shop with your grown-up! Add price tags to toys and books, and take it in turns who plays the shop keeper and who is the shopper. Add the prices together on your Rekenrek.




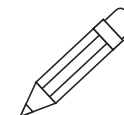
Play Together

Try playing bowling too. Place 10 cardboard tubes and throw a crunched up ball of paper (or roll a ball if you have one) to knock the cardboard tubes down. Each player has two goes. How many points can you collect? Use Rekenrek to add it up!

For your next mission, find the episode 'Sorted'.

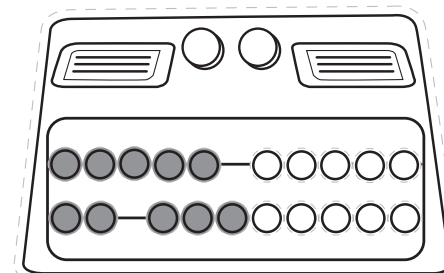
This is Rekenrek

This mission belongs to _____



When adding bigger numbers together, Rekenrek can help!

Rekenrek's ready! When all the coloured beads are pushed to the left on the top bar, it means 5.



2 more beads are pushed to the left on the bottom bar.
 $5 + 2 = 7$



Up to 20



Adding bigger numbers



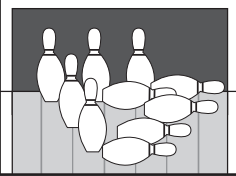
Rekenrek Bowling

Rekenrek Bowling

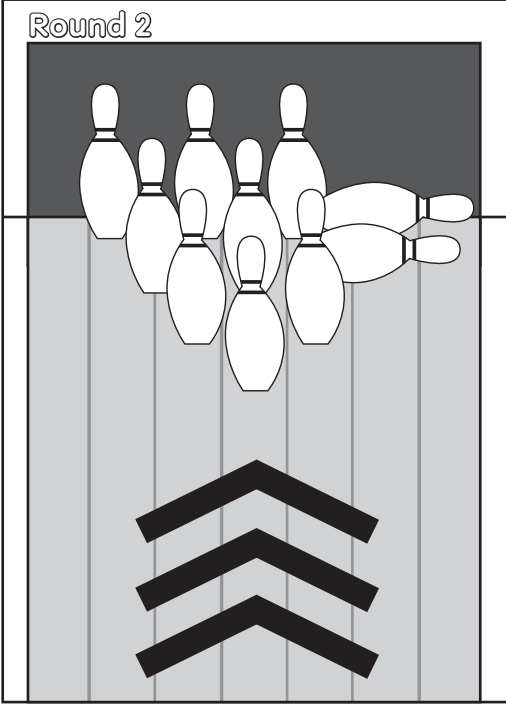
1. How many pins are knocked down in round 1?

2. Then say the number of pins knocked down in round 2.


Round 1



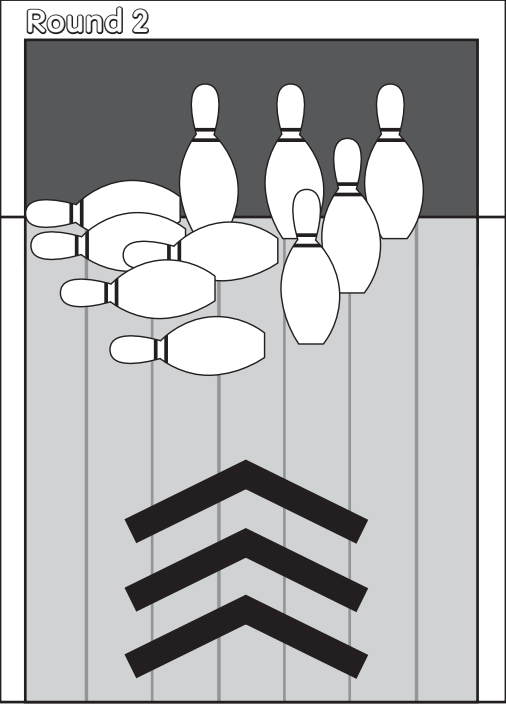
Round 2



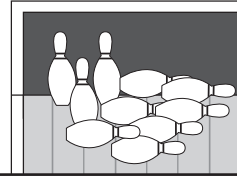
Round 1



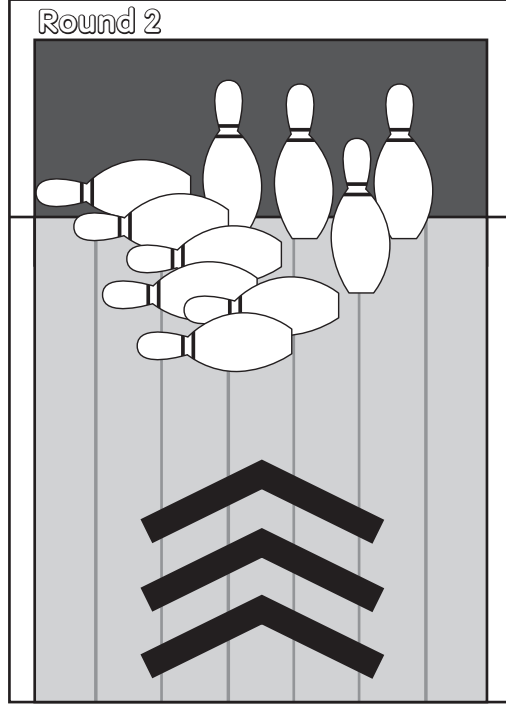
Round 2




Round 1



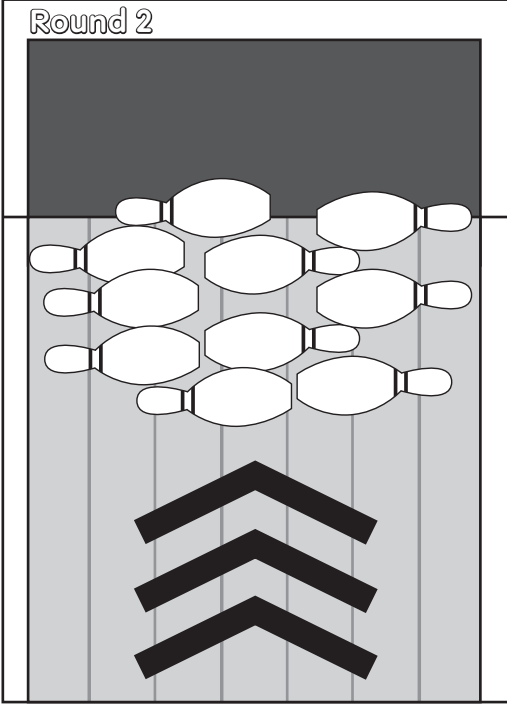
Round 2




Round 1



Round 2



3



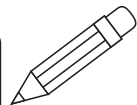
Round 1

5


Round 2

2

Total



2

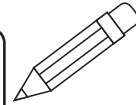


Round 1


4

Round 2

Total



7




Round 1


7

Round 2

Total



4




Round 1


4

Round 2

Total



Find your extra sheet with Rekenrek to help you work out the total!



Your own Rekenrek


Colour and snip out everything to use inside your booklet. Slide the beads to help you count the pins on pages 2-3!



Place 5 red beads and 5 white beads on the top bar.

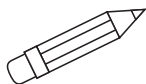


Place 5 red beads and 5 white beads on the bottom bar.




Tip!

Don't glye the beads down, as you want to slide them left and right.



Colour these beads red.



Leave these beads white.

