


?? I wonder...??

Find your flower pieces and try adding more stems, leaves and flowers. It's up to you what you do!



Next time you eat some fruit, save the seed or pip, clean and dry it. Plant it in a pot with soil. Put it near a window and keep the soil damp, not too wet or dry. What do you think will happen?



Try some more Thinking Magic! Scan the QR code to watch your favourite Wonderblocks episodes!



Well done!

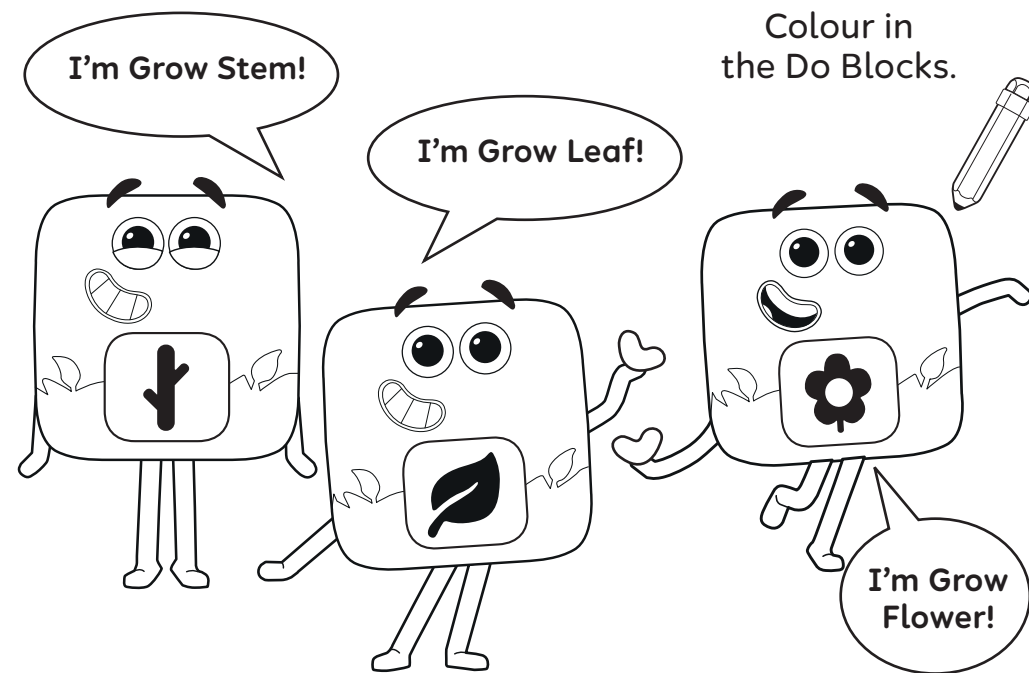
For your next mission, find the episode 'Musical Bears'

Magic beans

This exciting mission belongs to



Do Blocks Grow Stem, Grow Leaf and Grow Flower have some amazing magic beans!



Let's find Stop and Go and try some Thinking Magic!
What will the beans grow into?



Creating I



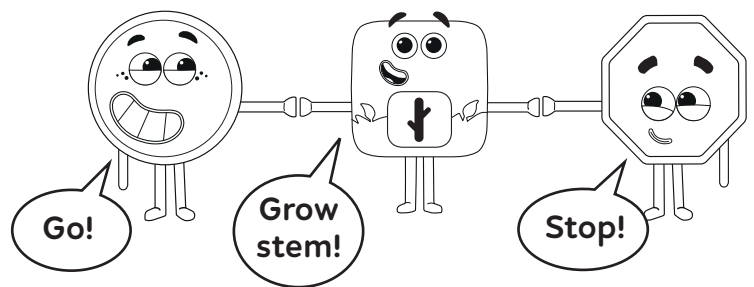
Try something new



Magic Beans


What will grow?

Snip out the pictures on your extra sheet to see!




What did you grow?
Stick it on.

What happens if you try another Do Block?



What did you grow?
Stick it on.


What do you think will happen if we try a different Do Block?




What did you grow?
Stick it on.

How can you make the flower bigger?

What do you think will happen if we try this order?


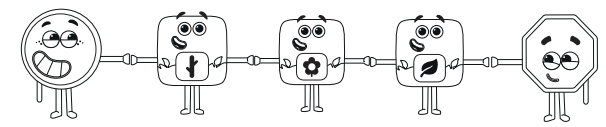


A leaf will grow!

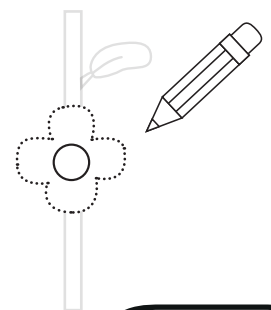


A stem and flower will grow!


How about if you swap the Do Blocks?



Draw a funny flower!



Now let's try this!



Stick on the flower.

Which flower is your favourite?
Make one on your extra sheet!

Snip-outs

What kind of plant will you grow? Try moving the bits around and when you find a plant you like, stick it to a piece of paper!

Colour and snip everything out. Use these plant pictures inside your booklet!

