



? ? I wonder.. ? ?

Sometimes stopping and drawing up a plan can help you visualise what you are trying to do. Can you remember which pattern Toad wanted?



Splat every other stone.



Splat every single stone.



Find some paint and have fun splatting your own pattern. Can you recreate the pattern Toad wanted outside his house? Use Go, the Do Blocks and Stop to help you!



How long can you make a pattern? Have fun using your Go, Stop and Do Blocks snip outs and make the longest ever pattern!



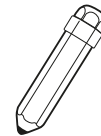
Well done!

For your next mission, find the episode 'Breakfast Bears'





Toad's place


This arty activity booklet belongs to...



Arty is helping Toad decorate the stepping stones outside his house, but he can't get the pattern right...



I love to splat everything!



But I only want splats on every other stone.



Level 1



Sequencing 5



Splat



Print pages 1 and 2 double-sided and fold in half to make a booklet

Can you find your extra sheet and snip out all the bits you need?

First, let's make a plan.

Splat!

What is Arty trying to do?



Splat every other stone.

Splat every single stone.

Now let's find out a bit more about Arty.

I can splat...

What can you do?

And I can also hop!


My name is Splat!
A splat's a hop that leaves a mark each time you drop!

My name is Hop!
Hop! Hop, hop, hurray! Here to help you hop today!


Can you stick your Do Block Splat here?
Say hello!

Can you stick your Do Block Hop here?
Say hello!

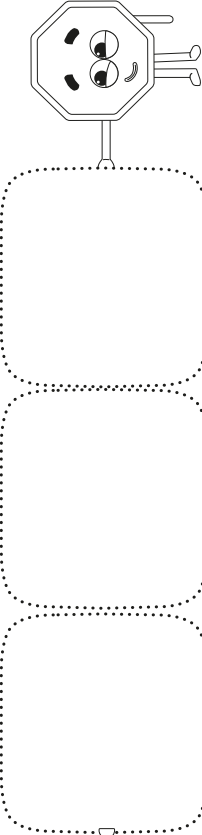
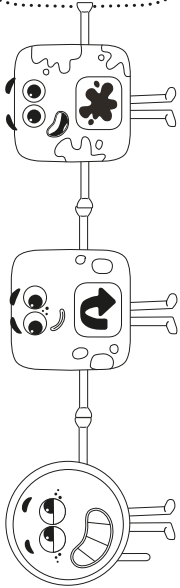
Can you draw these symbols?



Draw the symbols to finish the pattern in the plan.




Let's try this out! Can you place the missing Do Blocks to match the pattern in your plan?



Can you follow the pattern? Hop Arty along, and glue a splat on the correct stones.



Start here
















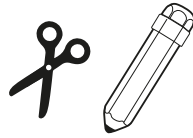


You did it! It's a perfect pattern!


Answer: ○ ● ○ ● ○ ●

Snip-outs



Colour in and cut everything out!





Wow, you've earned your splat badge!





Extra challenge!



Can you find the Wonderblocks to make this pattern? Splat it below!



Check out this pattern!
Can you recreate it?



Can you complete this final challenge?

