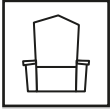


Colour Explorer Missions



Point to something green and say 'green, naturally!'



Try and spot lots of green nature in your local park or garden.



Draw a big green picture, include plants, frogs, beetles and broccoli!



Grown your own cress. Just add some damp cotton wool to a clean used yoghurt pot and sprinkle on a few seeds. Keep the cotton wool damp and wait a few days for the first shoots to appear.



Fact File

Green says:

Green is life,
life is green!
Naturally!


These things are green:



For your next mission, find the episode 'Green means Go'




Green



This mission belongs to _____

Colour in the plant next to Green!

I'm Green, naturally!



What colour is this friend?
Shout her name!



Level 1



Learn about green



Green

Pick up a green crayon
and start colouring!




Can you
draw around
Green?

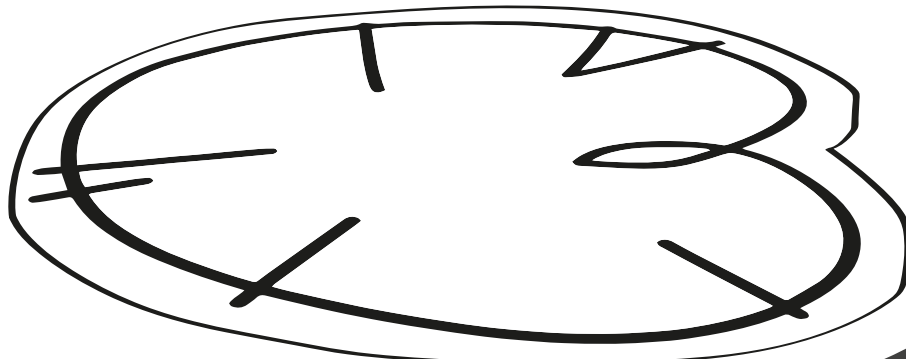


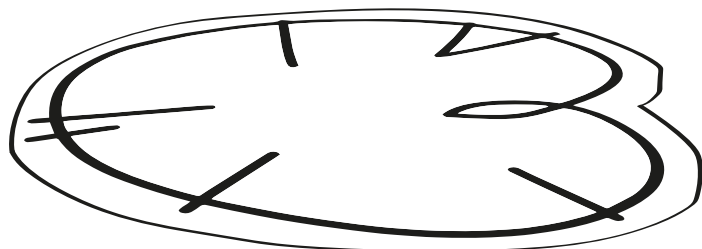

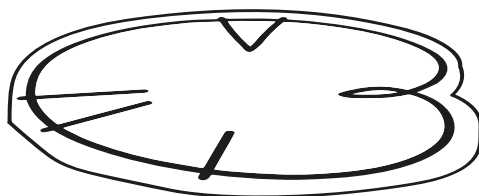




I'm off
on a nature
walk!

Can you doodle some extra plants
growing up from the ground?

Say it!

Green is
life and life is
green!













Play Together

Can you help get all the frogs back to their pond and reunite with their frog family? Colour in the pond and the lily pad on your extra sheet, then colour in the frogs. Once they are all green, sit them on their lily pad so all the frogs are together on the pond. For extra explorer fun, you could count the little green frogs as they hop onto their lily pads.



Wear your badge!



**I met Green,
naturally!**

