


Colour Explorer Missions



Point to something green and say 'green means go!' Point to something red and say 'red means stop!'



When you are out and about look for traffic lights. Notice how all the traffic stops when the lights are red, and how they all go when the lights are green!



Make a pattern using red and green. You could create stripes, zigzags, swirls – or anything you like!



Play Together


Let's play Colourblocks statues!
Find the signs on your extra sheet. Colour one red and the other green. Now, stick them back to back. You might like to strengthen the handle by gluing a lollipop stick in the middle.
Now, choose one person to hold the Stop/Go sign. When they switch the sign to green, everyone in the room should start dancing. When they switch the sign to red, everyone should freeze and stay as still as they can! Take turns to be in charge of the sign.

For your next mission, find the episode 'Chameleon'


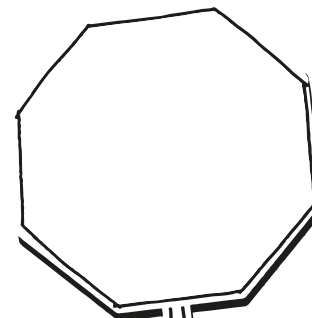


Green Means Go


This mission belongs to _____



Can you colour the signs to match the Colourblocks?



Red means STOP!



Green means Go!



Level 1






Difference between colours



Green Means Go



Can you colour this activity picture
red, green, yellow and blue?

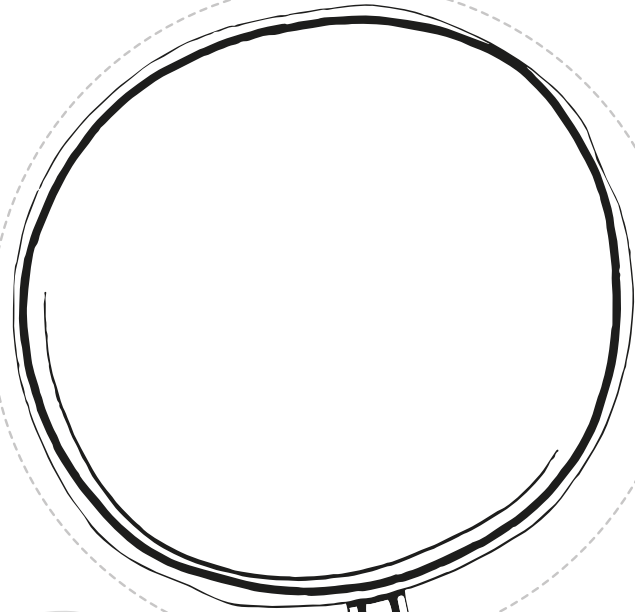


Yellow,
yay!

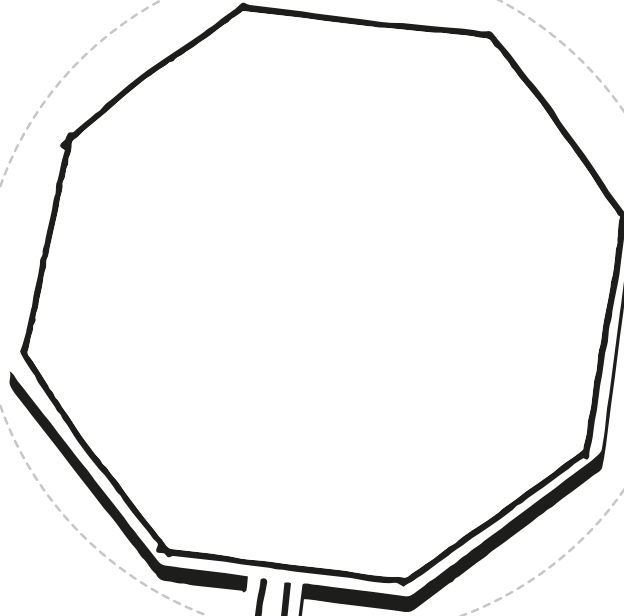

GO

STOP


Play Together!



Colour
my go sign
green!



Colour
this stop
sign red!



Wear your badge!

I can

stop and go!

