




Colour Explorer Missions




Find something red, yellow, green and blue. Can you place them in colour order? Now add something orange and purple, where do they go? The colour wheels page will help you.



Create your own moving colour wheel. Paint a paper plate into 4, 6 or 8 sections. Pop a split pin in the middle and then make it spin!



Make a beautiful stained glass window. Snip out the middle of a paper plate, and stick long strips of tape across the hole. Tear up strips of different coloured tissue paper, and pop them in colour order across the sticky side of the tape. Hang it in front of a window to see the light shine through!



Play Together

Use the paper plate colour wheel you made to play a doodling game! Write down some things on some pieces of paper, like banana, butterfly, duckling, apple and whatever else you want, and pop them in a bowl. Take it in turns to pick a word, then spin the wheel. Place your finger down to stop it. You now have to make a drawing of the word you picked, using the colour you landed on. Who will make the silliest drawing?

For your next mission, find the episode 'It's a Colourful World'



Colour Wheels

Grab your...



This colourful mission belongs to...

Ooh, the friends have found something new. But what could it be?

Colour in the picture, then turn over to find out

I'm so excited!



Level 4



Colour order



Colour Wheels

A wheely good time!

The friends have discovered some colour wheels. Can you colour them in order?

Yellow goes here.

Red goes here!

Blue!

Green is close to Yellow and Blue, so I sit here.

Orange is a bit red and yellow, so I should go here!

Purple goes in between Blue and Red!

Cyan is a bit like Blue, so I should go here.

Magenta is a bit like Red, so I should go here.

Cut out and wear your special badge!

I discovered colour wheels!