


# Colour Explorer Missions



Look out for rainbows! Look in shop windows, in the supermarket and if you are really lucky you may see one in the sky!



Find some pebbles and use paints to create colourful designs on them. Will you draw insects, butterflies, birds or rainbows?



Eat the rainbow! How many colourful fruits can you fill your plate with? Try strawberries, oranges, banana, kiwi, blueberries and grapes.



## Fact File

Indigo says:

I'm like Blue but a bit more purple!

Violet says:

I'm like Purple but a bit more blue!

Indigo and Violet have these things to help them find rainbows:



For your next mission, find the episode 'Little Red Riding Hood'

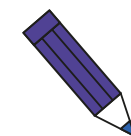


# Rainbow






This mission belongs to \_\_\_\_\_

Meet the Rainbow Chasers, Indigo and Violet!



I'm Indigo...

... and I'm Violet...



Level 2



Colours of the rainbow



Rainbow

Grab your rainbow-coloured pens and pencils and get colouring!

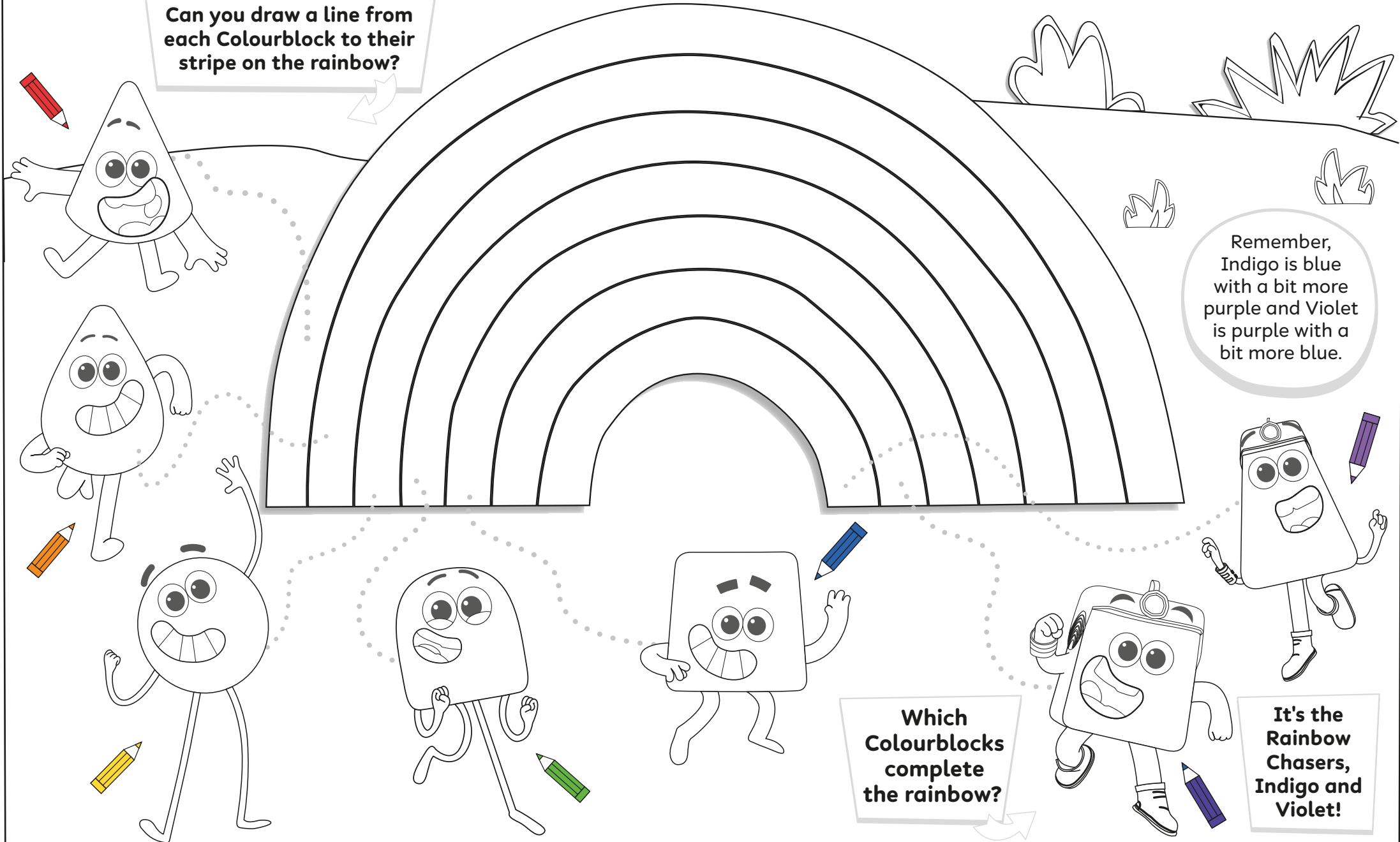
Can you colour in each stripe on the rainbow in the correct order?  
Red, Orange, Yellow, Green, Blue, Indigo, Violet!

Can you draw a line from each Colourblock to their stripe on the rainbow?

Remember,  
Indigo is blue  
with a bit more  
purple and Violet  
is purple with a  
bit more blue.

Which  
Colourblocks  
complete  
the rainbow?

It's the  
Rainbow  
Chasers,  
Indigo and  
Violet!

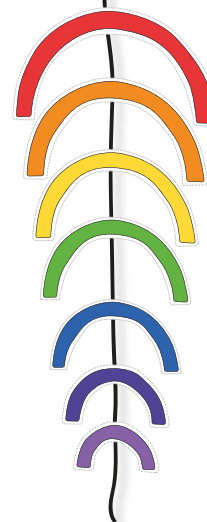
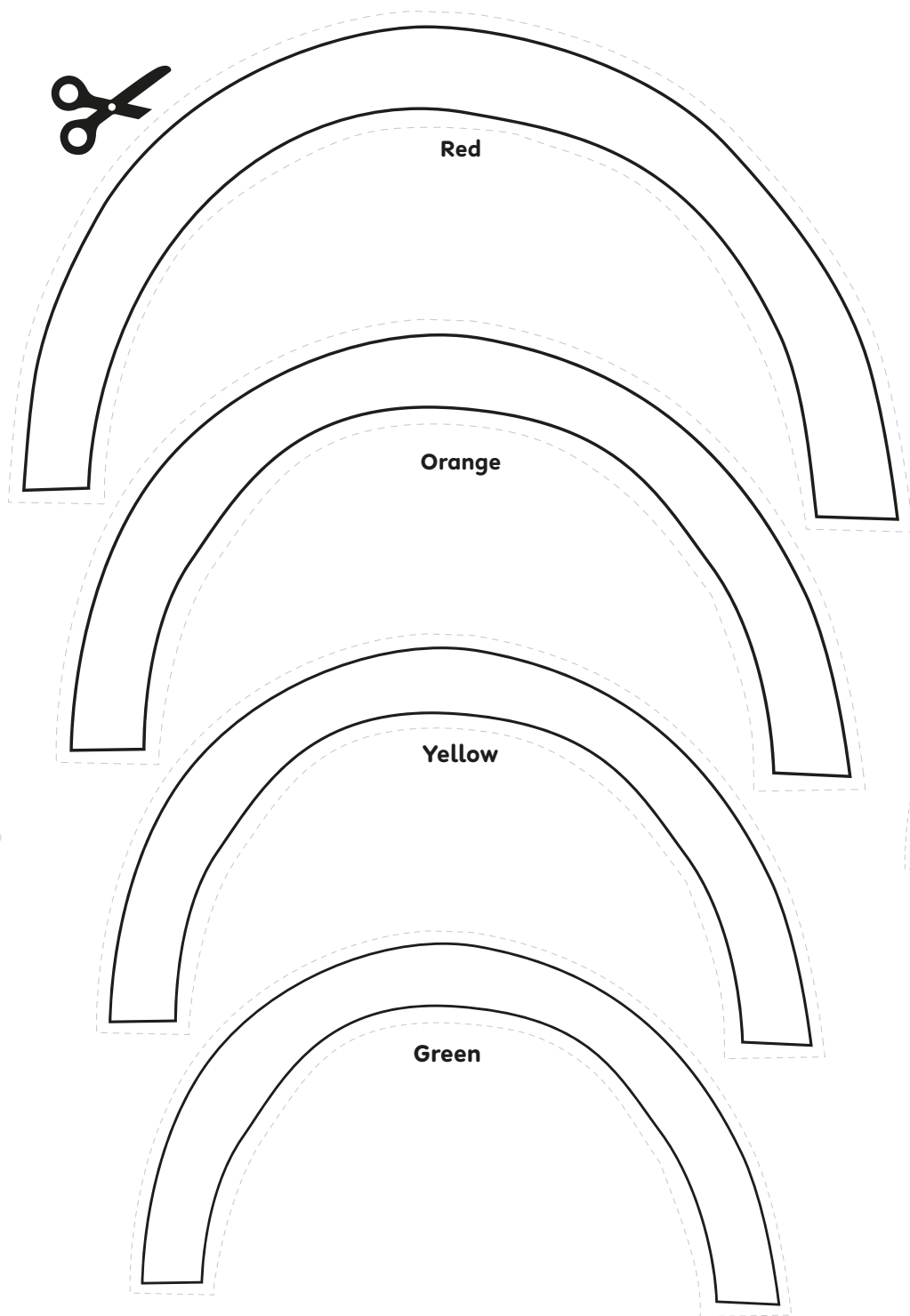




## Play Together

### Make a Rainbow Mobile!

1. Colour all your rainbow stripes in the right order. The biggest is red and the smallest is violet.
2. Ask your grown-up to help you cut out your stripes.
3. Colour the other side too.
4. Stick each stripe to the string with a little bit of sticky tape.
5. Hang it up somewhere to catch the sunlight!



### What you'll need:

- Sticky tape
- Scissors
- Colouring pens
- Some string, thin wool or thread.

