

# Number Explorer Missions



Doodle lots of shapes and lines overlapping one another on some paper. Colour in each shape a different colour to make a beautiful picture!



Roll a dice to draw a funny Numberblock together. The first number you roll decides how many blocks. The second number you roll chooses whose face you draw. For the third number you roll, use the colour of that Numberblock to colour your creation. e.g. If you roll 2, then 1, then 3, Numberblock One's face will be on two blocks coloured yellow! Play again to make lots of silly friends.



Ask your grown-up to place up to 10 colourful wooden blocks in front of you. Can you see how many there are without counting? Your grown-up could try placing the objects in different formations, like 3 and 3, to make 6, or 2, 2, and 2.



For your next mission, find the episode 'Can We Have Our Ball Back?'




# Painting by Numbers

This colouring mission belongs to...



Add a splash of colour to Three showing off her painting of Two.



Can you work out what's wrong with Three's picture?



Level 2



Subitising




Painting by Numbers





Great gifts!



Each Numberblock is giving their friend the same number of items as they have blocks!




Can you doodle 2 oranges for Two?



Draw bananas for Three!



Squiggle an apple for One.



Dress-up time!

Colour in the pictures using the paint splats, then work out who's who. Fill in the missing Numberlings.

