

# Number Explorer Missions



The Numberblocks could do even more when they had their pyramid and triangular prism expansion pack! Can you make a pyramid? Cut out 4 triangles that are the same size. Place one as your base, and the other three as the walls. You could use these as rooftops on your castle.



Can you spot cuboids when you are out and about? Look for things with 6 faces, either all the same, or different sizes. It could be a house, a fence or something else!



Make a slide like the Numberblocks! Put 3 small boxes together for some steps, then use a long rectangle for the slide. You might use a book or a piece of cardboard.



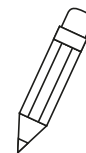
## Play Together

Grab your extra sheet and make a cool cuboid castle!

For your next mission, find the episode 'On My Way to Numberblock Fair'.


# Cuboid Castle

This building adventure belongs to...




Colour everything in to get the Numberblocks ready to build something new.

## 3



Let's find out what a cuboid is!



A cuboid is a shape with 6 rectangular faces.



Level 2



3D shapes



Cuboid Castle


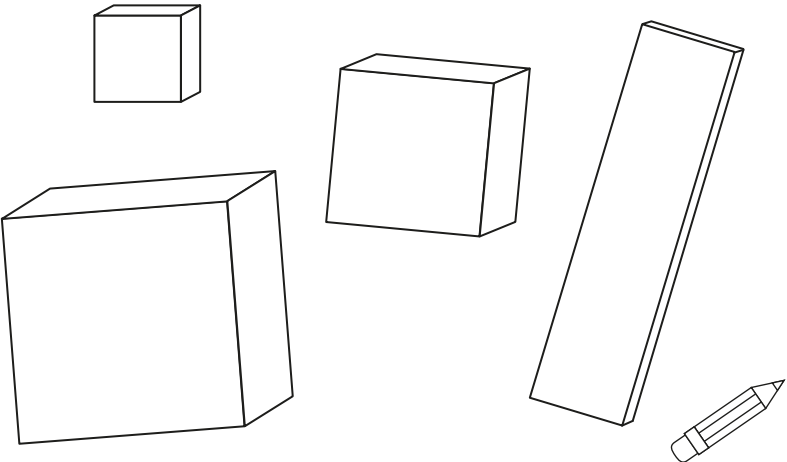
# Let's slide!

Follow the steps to help the Numberblocks make something for the Cuboid Castle.




1

These are the cuboids the Numberblocks need.

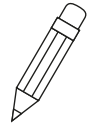
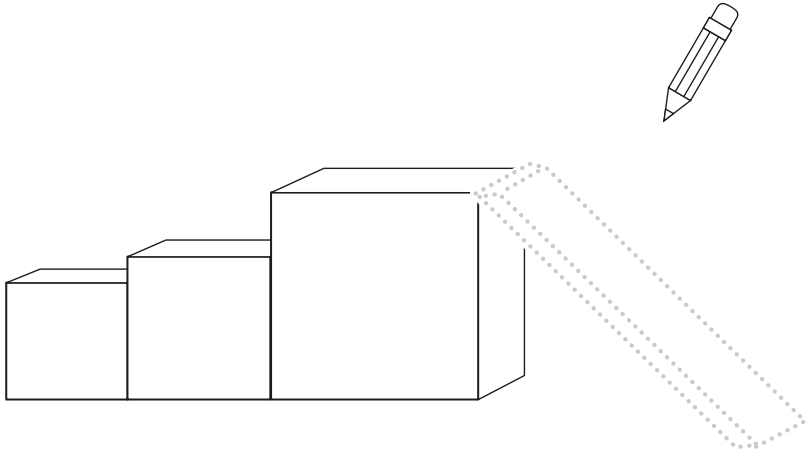



How many cuboids are there altogether?



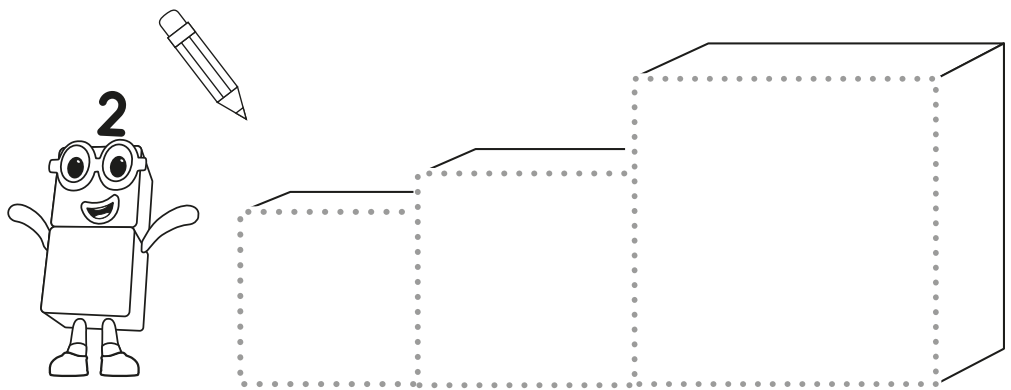
3

Add 1 long cuboid to create a slide.



2


Put 3 cuboids together to make some steps.



Did you know? Squares are rectangles with 4 equal sides

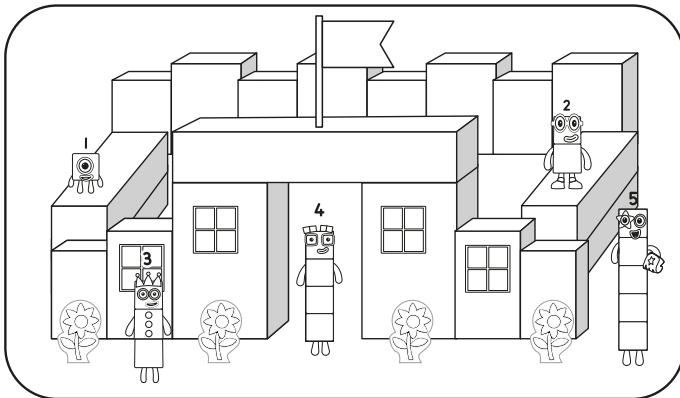
4

Whee! Time for some Numberblob fun!



# Building Blocks

## Make your own cool castle!



### How to make






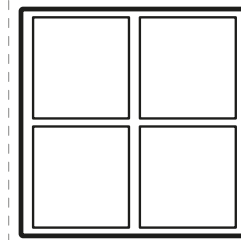



1. Find boxes, cartons and card in the recycling. You could paint these, or leave them plain.

2. Arrange these however you like, to make a castle.

3. You could make a drawbridge by snipping out a rectangle shape in one of the boxes. Leave the bottom edge, so you can fold it down.

4. Snip out the items on this page and use them to decorate your castle.

Colour these items in. Write your favourite number, or your age, on the flag. Stick them to your castle!



Colour in the friends, snip them out and fold the tab to stand them up. They're ready to play!

