


# Number Explorer Missions



Make your own party hat! Snip out a semi-circle from card and decorate it however you like. Roll it into a cone shape and add ribbon to either side. Ta-daa, you're ready to party!



Draw and snip out shapes on colourful card. Make two sorting sheets, one for round things and one for things that are not round. Can you sort everything onto the right sheets? You could make more sheets too, one for triangles, one for quadrilaterals and so on.



Can you lay the shapes you've snipped out above next to one another to make new and bigger shapes? Can you make shape pictures, like a dinosaur or a flower.




For your next mission, find the episode 'Feeding Time'.

# Shape Party


This super shape adventure belongs to...




Draw a three-sided hat for Three!




Doodle a four-sided hat for Four.



Squiggle a five-sided hat for Five!



Sketch a six-sided hat for Six.



Level 2



2D shapes

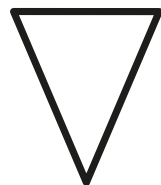
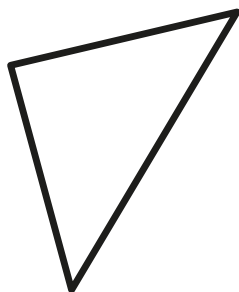
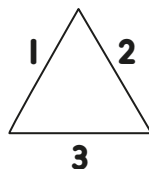



Shape Party

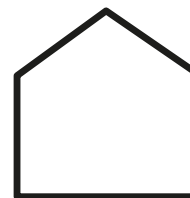
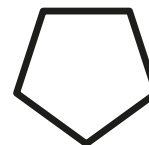

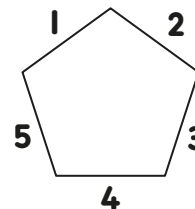

# More shapes

Have fun exploring all these fun shapes with the Numberblocks!

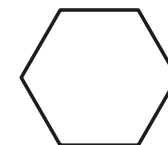
These are all triangles!






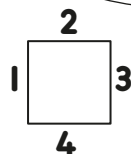

Oooh, pentagons!




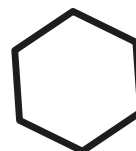
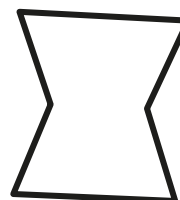

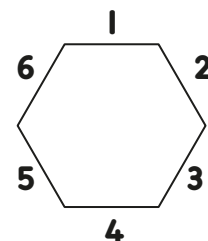
Draw lines to name the shapes!



Look at the quadrilaterals!



Hello hexagons!



pentagon

quadrilateral

triangle

hexagon