

Number Explorer Missions



Make a Six Times Table snap game. Write the six times table on separate pieces of paper: 6, 12, 18, 24 etc. Then write number sentences on different pieces of paper, for example 1×6 , 2×6 . Lay everything face down. Turn over two pieces, if they match, you get to keep them, if they don't it's the next player's turn.



The Six Times Table can be broken into two groups. Do you notice a pattern between the answers in the two groups?



Group 1

$1 \times 6 = 6$
 $2 \times 6 = 12$
 $3 \times 6 = 18$
 $4 \times 6 = 24$
 $5 \times 6 = 30$

Group 2

$6 \times 6 = 36$
 $7 \times 6 = 42$
 $8 \times 6 = 48$
 $9 \times 6 = 54$
 $10 \times 6 = 60$



Make a Six Times Table number stick on your extra sheet!



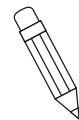
Play a guessing game with your Six Times Table stick. Choose who will be the host and who will be the contestant. The host can start off by revealing 9 of the Numberblocks. Can the contestant work out who the 10th one is? Now try revealing every other Numberblock, can you work out who is in between?



For your next mission, find the episode 'Remix the Sixes'


The Rolling Sixes

This counting adventure belongs to...



Six is in the mix!

6



It's time for a game show!
 Colour in Six and the Six Times Table!




Level 5



Times Tables




The Rolling Sixes





Say hello to the Six Times Table


Draw lines to show how many Sixes it takes to make each friend in the Six Times Table.


When you finish, can you say the Six Times Table in order? Six, Twelve... can you see what comes next?


1x  6


2x  6


3x  6


4x  6


5x  6

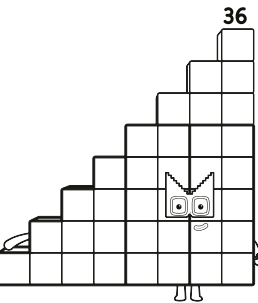
6x  6

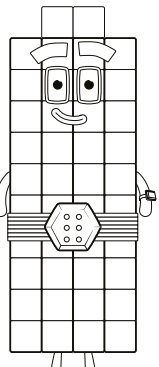
7x  6


8x  6

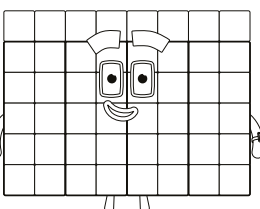
9x  6


10x  6

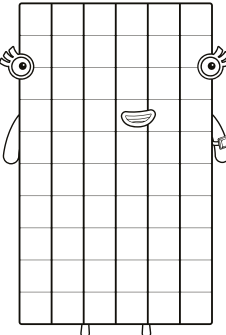
36 


42 

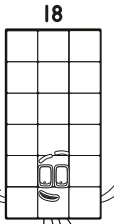
6 

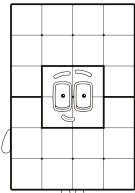
48 

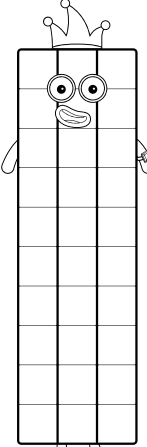
54 

60 

12 

18 

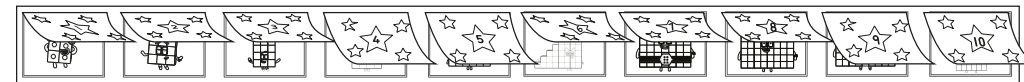
24 

30 

Who's at the door?

1. Snip out everything along the dashed lines.

2. Glue the two door strips together, so they go from 1 to 10. Glue the two Numberblock strips together so they go from Six to Sixty.



3. Place the doors on top of the Numberblocks. Open the doors to reveal who is behind them!



Fold along the dotted lines to open the doors. ↓

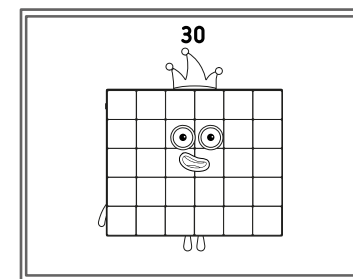
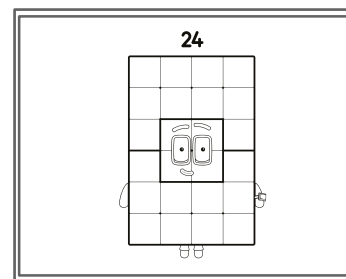
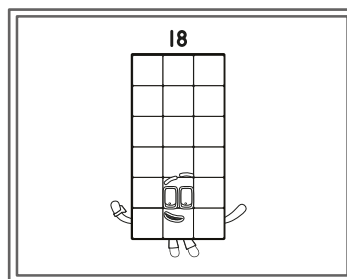
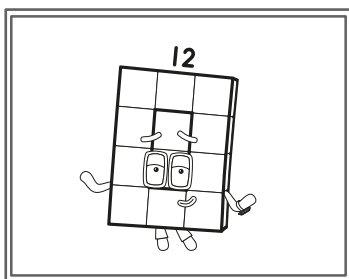



stick

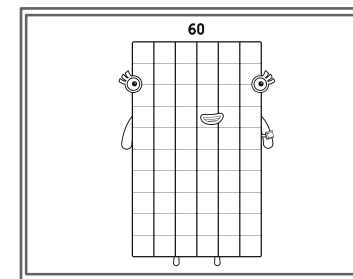
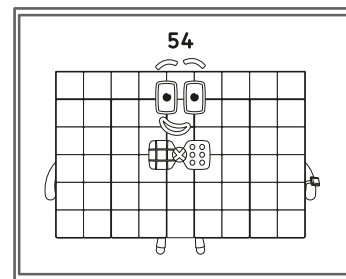
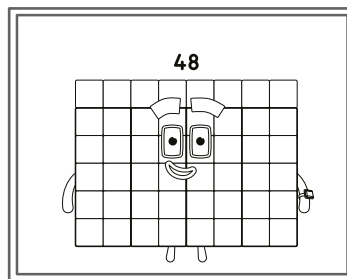
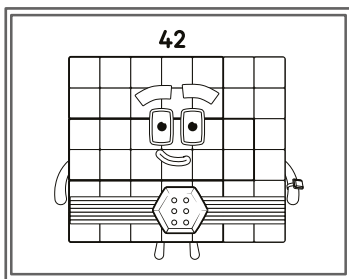
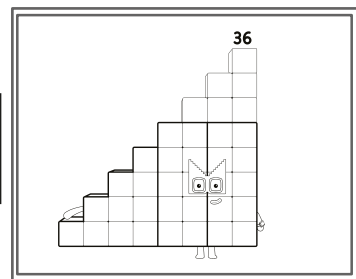
Fold along the dotted lines to open the doors. ↓



stick



stick



stick