

Number Explorer Missions



Scan the QR code and
sing along to the Seven
Times Table song.



Play a Seven Times Table matching game!
Write the number sentences that make up
the Seven Times Table ($1 \times 7 =$, $2 \times 7 =$), and the
answers (7, 14 etc) on separate post-it notes.
Make sure you write on the glue side and
stick them all down on the table in two
sections (the writing will be hidden). Fold up 2
post-it notes, one from each section, so you
can see the writing. If the equation matches
the answer, you win the post-it notes. If they
don't match, fold them back down.




Use dry pasta to visualise the Seven
Times Table. Can you make 10 groups
of 7 pasta? Now put two of the
groups together, how many do you
have? Add another group, how many
now? Keep going until you have
added all 10 groups together.




For your next mission, find the episode 'We Need Another Hero'

Sail the Seven Seas

This jolly adventure belongs to...



Colour in the
Seven Times
Table as he
sets sail to
collect his
crew!



Level 5



Times Tables



Sail the Seven Seas

Island adventures

Hop from island to island to reach the Rainbow's End.
Colour and complete the number sentences as you go!

1 Seven is Seven!

7

2 Sevens are Fourteen!

14

3 Sevens are Twenty-one!

21

4 Sevens are Twenty-eight!

28

5 Sevens are Thirty-five.

35

6 Sevens are Forty-two!

42

$1 \times 7 =$

$2 \times 7 =$

$3 \times 7 =$

$4 \times = 28$

$5 \times 7 =$

$\times 7 = 42$

7 Sevens are Forty-nine.

49

56

8 Sevens are Fifty-six!

9 Sevens are Sixty-three!

63

10 Sevens are Seventy!

70

$7 \times 7 =$

$\times 7 = 56$

$9 \times 7 =$

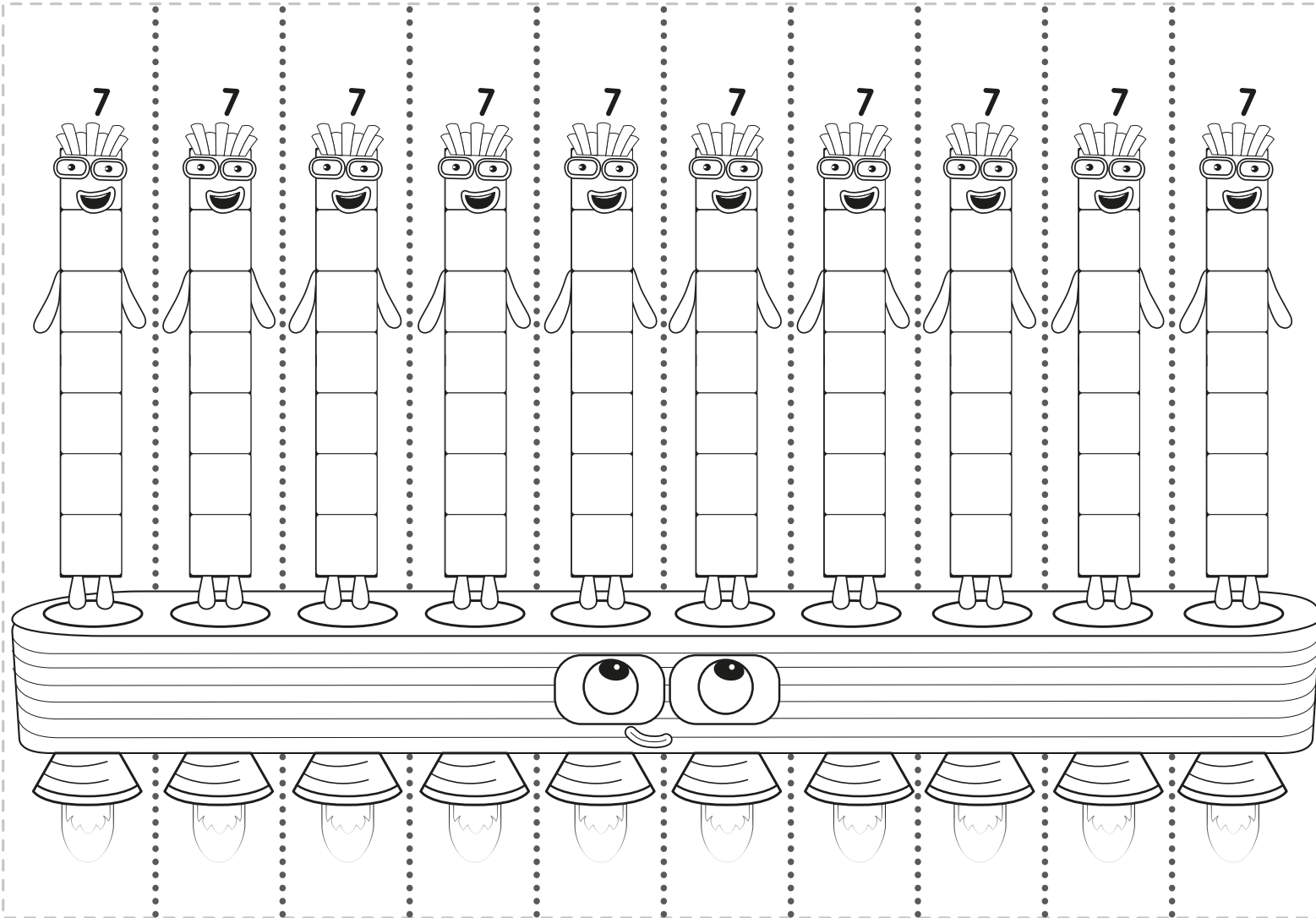

$10 \times 7 =$

The Rainbow's End!

Snip out everything on this page and have fun with the Seven Times Table.



Snip out the Seven Times Table and jump him from island to island in your booklet!



How to play:

1. Cut out the Seven Times Table.
2. Fold along the dotted lines until only the first space on the Times Table is visible.
3. Unfold one section at a time to see him grow.

