

Number Explorer Missions



Play a matching game with your booster grid! Can your grown-up call out a formation, like 10 by 10? Your job is to find the Numberblock that fits in that slot (it's One Hundred)! ★ Colour if you've done it



What do you imagine the mysterious signal is that One Hundred picked up in the episode? Tell your grown-up! ★ Colour if you've done it



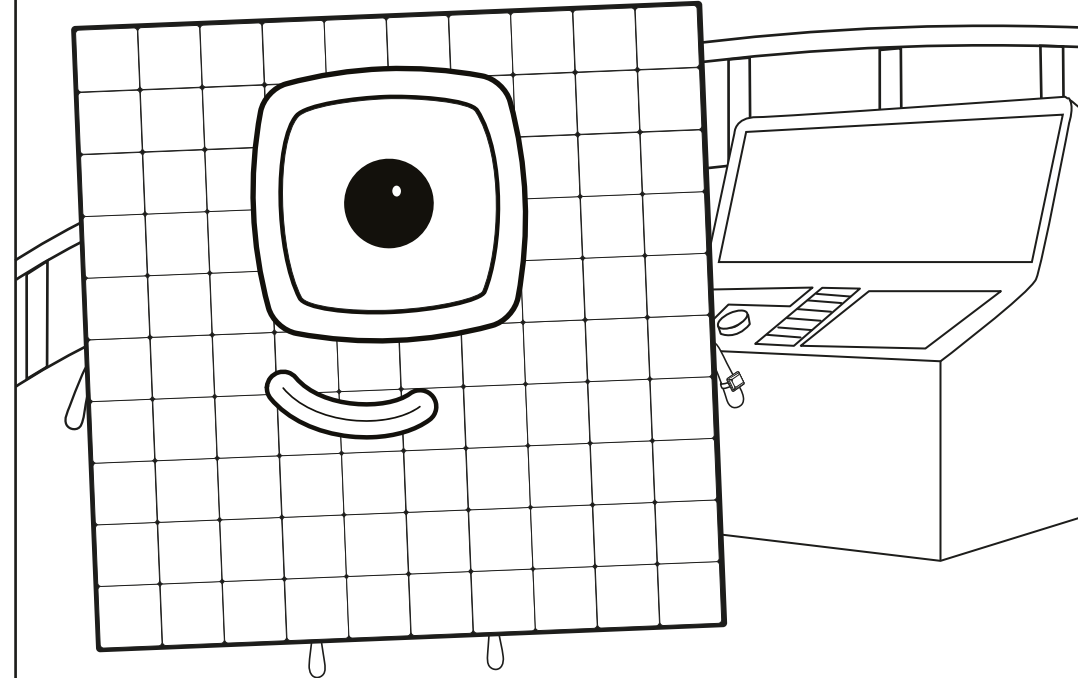
Are you a brave Number Explorer too? Go on an adventure with your grown-up around where you live! Can you spot any numbers? Look on front doors, street signs, buses and cars. ★ Colour if you've done it



Space Division

This space mission belongs to...

100



One Hundred is investigating a strange signal...
Help her figure it out.



Level 5



Times Tables



Space Division

10-by-10 grid

Can you find a Numberblock to fit into each empty space? Cut them out from your extra sheet.

Look! Each times table goes both across and down.

X

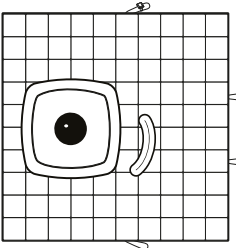
123

1

2

3

Did you know? The Numberblocks can switch around to fit in different slots. For example, Fourteen can be 2x7 or 7x2.

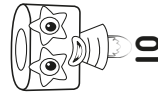
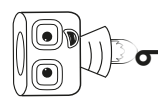
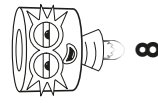
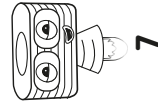
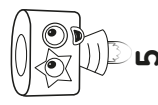

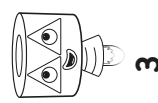




X

1 2 3 4 5 6 7 8 9 10

1										
2										
3										
4										
5										
6										
7										
8										
9										
10										

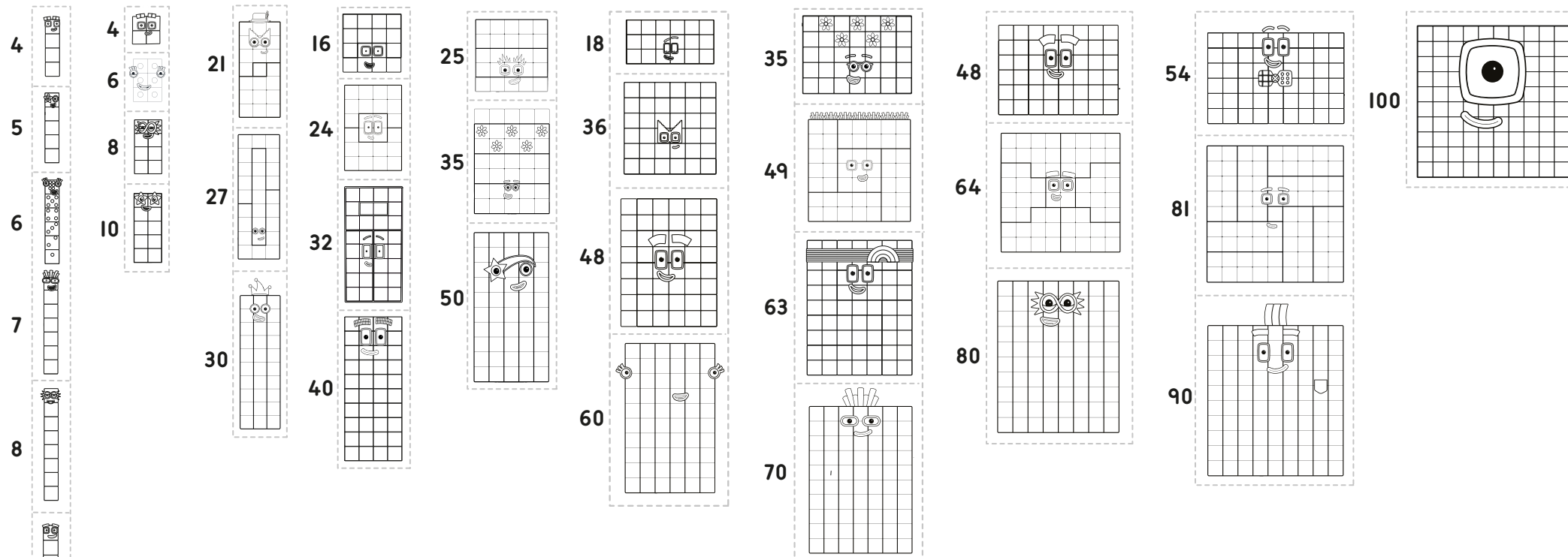
Colour in each Times Table as you fill each row or column in the grid.



Booster grid friends



Snip out the friends along the dashed lines and place them on the grid in your booklet.



Tip!

Write each Numberblocks' number on the back of them when you cut the out, to help you remember which Numberblock they are.

Lots of the Numberblocks are on the grid more than once. Can you find all the Fours or Nines? Who else?

