


Alphablocks Explorer



4



Look at signs and posters when you are out. Can you find **b**? Can you find **d** too?



Pretend to strum the strings of a **big** bass guitar, saying **b! b! b!** as you play.



Go on a **big** hunt at home! Can you find any things that start with the **b** sound?



Aska grown up to help you write letters **b** and **d**. Look at them together. Do they look similar?



Look for these things when you are out!

bus, bug, bin, box.

Did you find them all?



Well done!


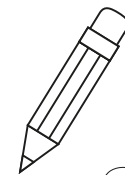
For your next mission, find the episode 'Top'



Bop

1

Who can you see? Colour her in and say her name.
Can you see her **brother** anywhere?
Point to him and say his name.



B has a **big** blue **bass** in her hand - **b-b-b!**
She's the **boss** of the **band!**

Print pages 1 and 2 double-sided and fold in half to make a booklet



Level 1



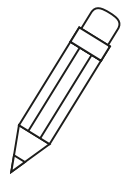




Meet B



Bop




2 The big bop!

Help **B** find all the things on the stage that start with **b**!
Draw them and say their names.



Read it!

Look at the Alphablocks.
Can you find any words that start with **b**?
Circle them!



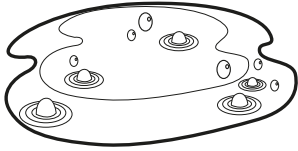


Play Together


Find bop!

Cut the cards out, shuffle them and place them face down in your play area. Challenge your little learner to turn over a card and read it. (You could take turns showing them how to read sound-by-sound if you want.) If either of you finds bop, dance around!


Keep these cards to add to your word collection.




b - o - g



b - o - p



b - a - d

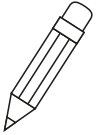


b - u - n

Get a Badge!

Well done!
Here's a badge for
your brilliant work!

Cut it out and colour it!



B is
brilliant!

