


Alphablocks Explorer



Look in a book. Can you find **k** and **ck**?



Pretend to **kick** a ball in the air, and say **k!**



Look for things that have the **c**, **k** or **ck** sound when you are out! Try looking for **cracks** in the ground, **cats**, **keys**, **ducks** or **rocks**. You might see people **kicking** a ball or wearing a **backpack**.



Try this tongue twister:
**cool kids catch cracking crowns
for crazy kings.**

What sounds can you hear when you say it?



Make a paper **crown** and be **king** for the day. **Cracking!**




Well done!

For your next mission, find the episode 'Wig'

Meet C, K and CK

C and K make a winning team!
Colour them in and say their sounds!



K will do a **kicking** trick.
k! k! k! Kick-kick-kick!



Level 1







Meet K and CK



Kick

Fill the gaps

Cut out the Alphablocks from the extra sheet and practise saying their sounds. Use them to match the missing Alphablock and help out with the Word Magic!



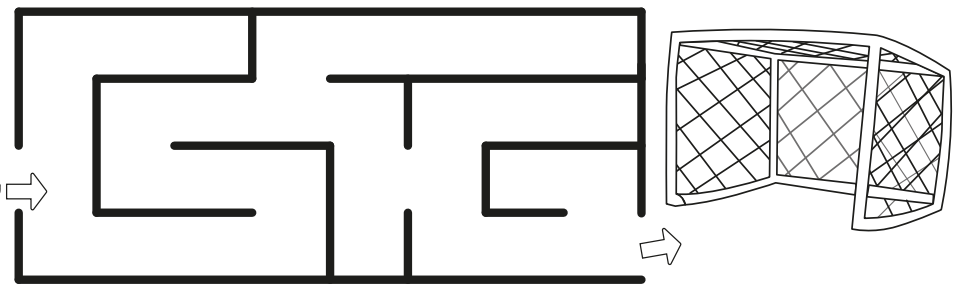


Say it!

Say **ck! ck!**
ck! and
colour all the
socks. Tickle
them with
your crayon!




Draw it!


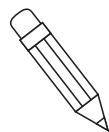
Draw lines
to help **K**
k kick a
goal!



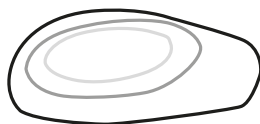


Play Together

Take the Tick List and use it to find things at home or when you are out. When you find each thing in the picture, give it a big tick!




Tick list!



rock








sock



duck



Cut out these Alphablocks and use them to complete the Fill the Gaps activity.



Keep these cards to add to your word collection.

Get a Badge!

Well done!

Here's a badge for your cracking work!

Cut it out and colour it!

