


Alphablocks Explorer



Sag like **S** and say a long **s-s-s** sound.
Can you think of another action for **s**?



Pick four Alphablocks. Can you think of
a word using each of their sounds?



Have a go at reading this sentence:
Six sad cats sit.



Draw a picture of a **t-e-d**.



Pour yourself an imaginary cup of **tea**,
then look at the empty **tea** pot and **tut**
to yourself. **t-t-t**.



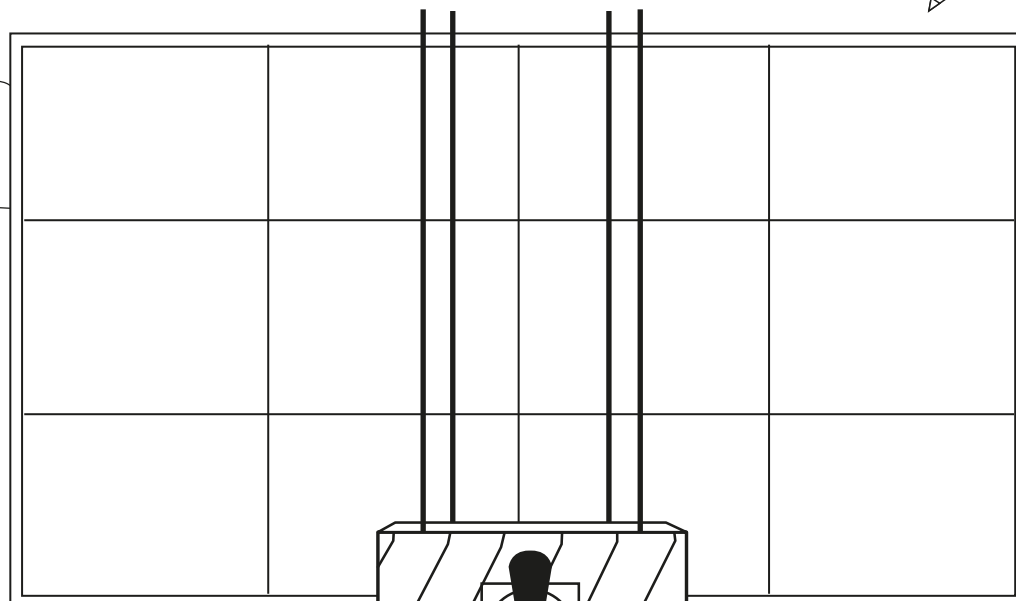
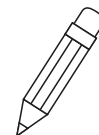


Well done!

For your next mission, find the episode 'ABC'

On!

Can you touch the switch to turn it on?
Then turn the page to see who's in the show!



Level 2



Revisiting sounds
A to Z


























On

Alphablock Trip

It's all of the Alphablocks! Can you colour each one and say their sound?

Will you put this cool colouring on your wall?



When you've finished say, 'off' and close this page! Then say 'on' and open it up again!

Play Together




Play a memory match game and practise the Alphablocks sounds.

How to play

1. Cut out the cards (you can colour them in if you like).
2. Lay them all face down.
3. Take turns with your little learner to turn over two cards – do they match? If they do, say the sound and keep the pair.
4. If the cards don't match, turn them back over and try to remember where they are.
5. Keep going until there are no cards left.

The winner is the player with the most pairs at the end of the game.



Get a Badge!

Wow! Amazing work!
Cut out your badge
and colour it!

